



# FIRST RELEASE



You are required to specify a data source when allowed in your product or application.

YEAR XVI

SARAJEVO, 03/08/2022

NUMBER 6

## BUSINESS STATISTICS

### Tourism, June 2022

In June 2022 tourists realised 138,720 tourist arrivals in Bosnia and Hercegovina which represent the decrease by 0.6% as compared to May 2022 and increase by 52.5% as compared to June 2021. Tourists realised 301,619 tourist nights which represent the increase by 4.2% as compared to May 2022 and increase by 45.3% as compared to June 2021. Domestic tourists share of total number of overnight stays was 40.1% and foreign tourists share was 59.9%.

The number of domestic tourist nights increased by 2.8% as compared to May 2022 and increased by 6.4% as compared to June 2021. Foreign tourist nights increased by 5.2% as compared to May 2022 and increased by 92.4% as compared to June 2021.

Concerning the structure of foreign tourist nights in June 2022, the most of them (59.9%) were realised by tourists from: Serbia (12.2%),Croatia (9.1%), Turkey (7.0%), Germany (5.8%), Saudi Arabi (5.7%), Slovenia (4.8%), USA (4.5%), Poland (4.5%), United Arabian Emirates (3.3%) and France (3.0%).Tourists from other countries realised 40.1% of tourist nights.

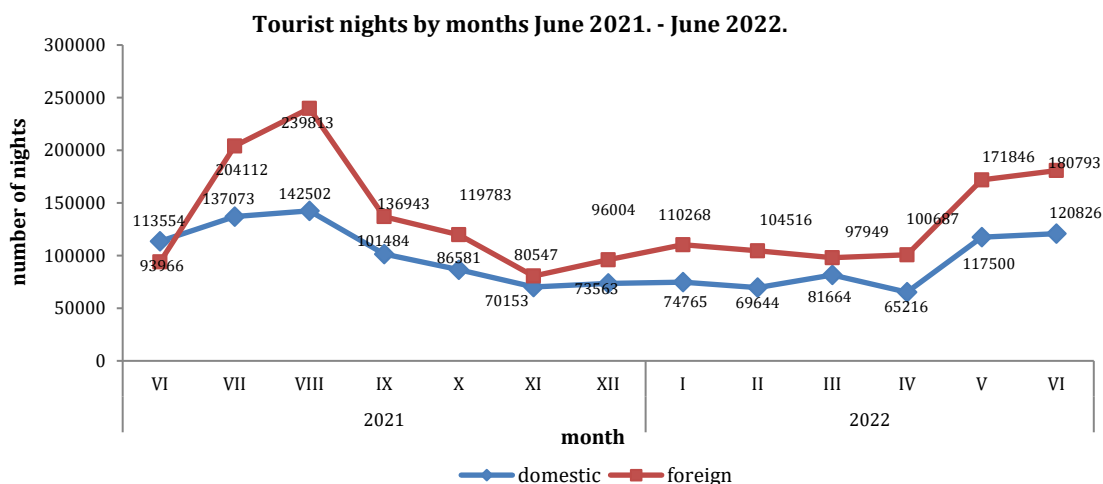
Regarding the average detention of foreign tourist stays in our country on the first place comes: South Africa with average stay by 3.8 nights, Kuwait with 3.4 nights, Latvia by with 3.1 nights, France and Ireland with 3.0 nights and Egypt with 2.9 nights.

Available rooms, apartments and camping sites for tourists in Bosnia and Herzegovina in June 2022 amounted to 19,534 which is 11.0% increase compared to June 2021. Number of available beds was 42,686 beds, which is increase by 7.4%, compared to the same month of 2021.

In June 2022, in the activity - Hotels and similar accommodation, number of rooms and apartments available to tourists amounted to 17,530, which is an increase of 5.9% compared to June 2021., and number of available beds amounted to 36,597 which is an increase of 6.2%, compared to the same month of the previous year.

Net occupancy rate of rooms was 30.3% and permanent beds it was 25.4% in June 2022 , while in June 2021, net occupancy rate of rooms was 23.9% and of permanent beds 18.6%.

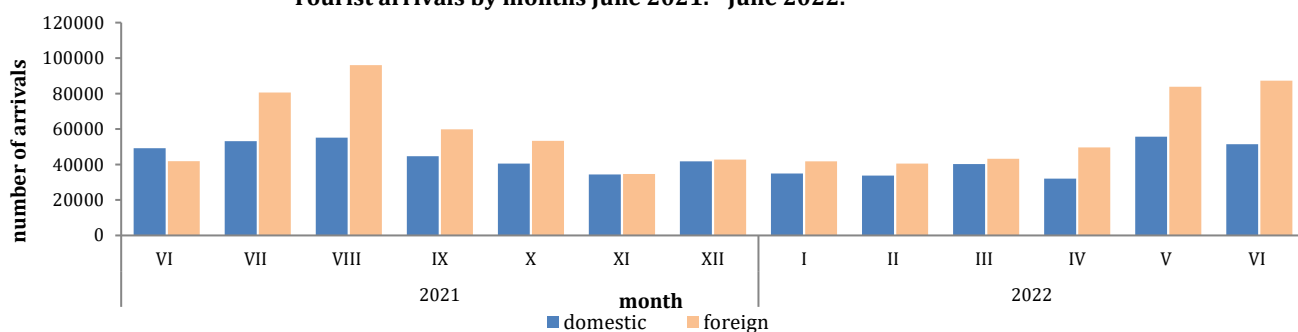
According to the type of accommodation facility the highest number of nights was recorded in Hotels and similar accommodation with share of 92.5%



**Table 1: Tourist arrivals and nights**

	Arrivals					Nights					VI 2022	
	VI 2021*	V 2022	VI 2022	Indices VI 2022 V 2022	Indices VI 2022 VI 2021	VI 2021*	V 2022	VI 2022	Indices VI 2022 V 2022	Indices VI 2022 VI 2021	Structure of nights %	Average number of nights by arrivals
<b>Total</b>	<b>90.981</b>	<b>139.529</b>	<b>138.720</b>	<b>99,4</b>	<b>152,5</b>	<b>207.520</b>	<b>289.346</b>	<b>301.619</b>	<b>104,2</b>	<b>145,3</b>	<b>100,0</b>	<b>2,2</b>
<b>Domestic tourist</b>	49.146	55.724	51.463	92,4	104,7	113.554	117.500	120.826	102,8	106,4	40,1	2,3
<b>Foreign tourist</b>	41.835	83.805	87.257	104,1	208,6	93.966	171.846	180.793	105,2	192,4	59,9	2,1

\*final dana

**Tourist arrivals by months June 2021. - June 2022.**

**Table2: Foreign tourist arrivals and nights, by country of residence**

	Arrivals					Nights					VI 2022	
	VI 2021*	V 2022	VI 2022	Indices VI 2022 V 2022	Indices VI 2022 VI 2021	VI 2021*	V 2022	VI 2022	Indices VI 2022 V 2022	Indices VI 2022 VI 2021	Structure of nights %	Average number of nights by arrivals
<b>Total foreign tourist</b>	<b>41.835</b>	<b>83.805</b>	<b>87.257</b>	<b>104,1</b>	<b>208,6</b>	<b>93.966</b>	<b>171.846</b>	<b>180.793</b>	<b>105,2</b>	<b>192,4</b>	<b>100,0</b>	<b>2,1</b>
Albania	109	339	239	70,5	219,3	279	722	494	68,4	177,1	0,3	2,1
Austria	1.126	2.663	2.943	110,5	261,4	2.103	5.080	5.324	104,8	253,2	2,9	1,8
Belgium	136	593	533	89,9	391,9	317	1.108	1.232	111,2	388,6	0,7	2,3
Bulgaria	113	937	728	77,7	644,2	239	1.492	1.523	102,1	637,2	0,8	2,1
Montenegro	1.387	2.221	2.059	92,7	148,4	2.691	4.589	3.988	86,9	148,2	2,2	1,9
Czech Republic	196	554	994	179,4	507,1	383	968	1.880	194,2	490,9	1,0	1,9
Denmark	109	733	417	56,9	382,6	196	2.177	1.070	49,2	545,9	0,6	2,6
Estonia	38	24	41	170,8	107,9	172	74	58	78,4	33,7	0,0	1,4
Finland	26	116	274	236,2	1)	167	308	578	187,7	346,1	0,3	2,1
France	320	1.972	1.804	91,5	563,8	656	5.501	5.430	98,7	827,7	3,0	3,0
Greece	86	245	385	157,1	447,7	141	470	886	188,5	628,4	0,5	2,3
Netherlands	297	1.838	1.880	102,3	633,0	606	4.713	4.699	99,7	775,4	2,6	2,5
Croatia	3.448	8.454	9.242	109,3	268,0	7.196	16.100	16.422	102,0	228,2	9,1	1,8
Ireland	103	297	411	138,4	399,0	260	1.024	1.224	119,5	470,8	0,7	3,0
Iceland	1	20	32	160,0	1)	1	35	61	174,3	1)	0,0	1,9
Italy	548	1.693	2.028	119,8	370,1	1.403	3.438	4.005	116,5	285,5	2,2	2,0
Cyprus	3	13	35	269,2	1)	3	25	97	388,0	1)	0,1	2,8
Latvia	7	30	96	320,0	1)	10	67	295	440,3	1)	0,2	3,1
Lithuania	28	49	318	649,0	1)	122	124	515	415,3	422,1	0,3	1,6
Luxembourg	30	63	51	81,0	170,0	49	153	94	61,4	191,8	0,1	1,8
Hungary	363	1.120	1.387	123,8	382,1	857	2.330	2.874	123,3	335,4	1,6	2,1
Malta	1	22	12	54,5	1)	1	61	19	89,2	304,2	0,4	2,0

(continued on next page)

(next)

	Arrivals					Nights					VI 2022	
	VI 2021*	V 2022	VI 2022	Indices VI 2022 V 2022	Indices VI 2022 VI 2021	VI 2021*	V 2022	VI 2022	Indices VI 2022 V 2022	Indices VI 2022 VI 2021	Structure of nihtgs %	Average number of nihtgs by arrivals
Norway	68	363	356	98,1	523,5	237	808	721	89,2	304,2	0,4	2,0
Germany	1.369	4.356	4.984	114,4	364,1	3.143	9.197	10.512	114,3	334,5	5,8	2,1
Poland	460	2.034	3.292	161,8	715,7	905	3.773	8.095	214,6	894,5	4,5	2,5
Portugal	141	404	253	62,6	179,4	265	1.173	581	49,5	219,2	0,3	2,3
Romania	249	497	748	150,5	300,4	414	1.079	1.369	126,9	330,7	0,8	1,8
Russian Federation	166	327	437	133,6	263,3	297	617	1.047	169,7	352,5	0,6	2,4
North Macedonia	323	1.367	916	67,0	283,6	758	2.333	1.896	81,3	250,1	1,0	2,1
Slovakia	123	482	391	81,1	317,9	275	873	767	87,9	278,9	0,4	2,0
Slovenia	1.286	4.668	4.953	106,1	385,1	2.146	9.804	8.683	88,6	404,6	4,8	1,8
Serbia	8.669	14.734	11.912	80,8	137,4	15.714	27.136	22.028	81,2	140,2	12,2	1,8
Spain	356	618	952	154,0	267,4	1.164	1.483	2.522	170,1	216,7	1,4	2,6
Switzerland (including Liechtenstein)	462	1.267	936	73,9	202,6	973	2.495	1.728	69,3	177,6	1,0	1,8
Sweden	268	836	1.039	124,3	387,7	697	1.959	2.340	119,4	335,7	1,3	2,3
Turkey	1.221	6.702	7.536	112,4	617,2	2.803	10.829	12.618	116,5	450,2	7,0	1,7
United Kingdom	270	1.252	1.280	102,2	474,1	691	2.788	2.943	105,6	425,9	1,6	2,3
Ukraine	273	147	193	131,3	70,7	432	300	416	138,7	96,3	0,2	2,2
Other European countries	87	305	252	82,6	289,7	544	680	594	87,4	109,2	0,3	2,4
Egypt	41	68	38	55,9	92,7	154	244	111	45,5	72,1	0,1	2,9
South Africa	15	49	26	53,1	173,3	26	81	99	122,2	380,8	0,1	3,8
Other African countries	52	138	125	90,6	240,4	107	297	333	112,1	311,2	0,2	2,7
Canada	66	361	341	94,5	516,7	165	755	892	118,1	540,6	0,5	2,6
USA	1.341	3.170	3.594	113,4	268,0	2.792	6.898	8.134	117,9	291,3	4,5	2,3
Other Northern American countries	23	115	104	90,4	452,2	46	256	134	52,3	291,3	0,1	1,3
Brazil	37	254	222	87,4	600,0	63	529	595	112,5	944,4	0,3	2,7
Other Southern and Central American countries	271	665	408	61,4	150,6	388	1.109	836	75,4	215,5	0,5	2,0
Bahrain	636	784	1.545	197,1	242,9	1.302	2.743	3.676	134,0	282,3	2,0	2,4
India	63	182	173	95,1	274,6	168	424	307	72,4	182,7	0,2	1,8
Iran	7	20	27	135,0	385,7	69	49	65	132,7	94,2	0,0	2,4
Israel	235	863	483	56,0	205,5	477	1.751	1.262	72,1	264,6	0,7	2,6
Japan	12	74	71	95,9	591,7	51	248	144	58,1	282,4	0,1	2,0
Republic of Korea	9	77	92	119,5	1)	87	138	182	131,9	209,2	0,1	2,0
Qatar	521	281	737	262,3	141,5	1.497	597	1.958	328,0	130,8	1,1	2,7
China	160	407	389	95,6	243,1	484	849	781	92,0	161,4	0,4	2,0
Kuwait	800	947	1.340	141,5	167,5	2.731	2.930	4.577	156,2	167,6	2,5	3,4
Malaysia	4	1.460	876	60,0	1)	7	1.813	1.160	64,0	1)	0,6	1,3
Oman	681	1.088	1.751	160,9	257,1	1.572	2.329	4.222	181,3	268,6	2,3	2,4
Saudi Arabia	5.122	3.813	4.514	118,4	88,1	12.452	7.870	10.296	130,8	82,7	5,7	2,3
United Arab Emirates	7.157	3.463	2.350	67,9	32,8	19.030	9.433	6.041	64,0	31,7	3,3	2,6
Other Asian countries	270	835	1.268	151,9	469,6	903	1.914	2.283	119,3	252,8	1,3	1,8
Australia	42	278	391	140,6	931,0	63	562	965	171,7	1)	0,5	2,5
New Zealand	3	37	41	110,8	1)	7	93	80	86,0	1)	0,0	2,0
Other countries of Oceania	1	21	12	57,1	1)	15	48	32	66,7	213,3	0,0	2,7

1) Index higher than 999  
\*final data

### Foreign tourist nights and arrivals, by country of residence, June 2022.

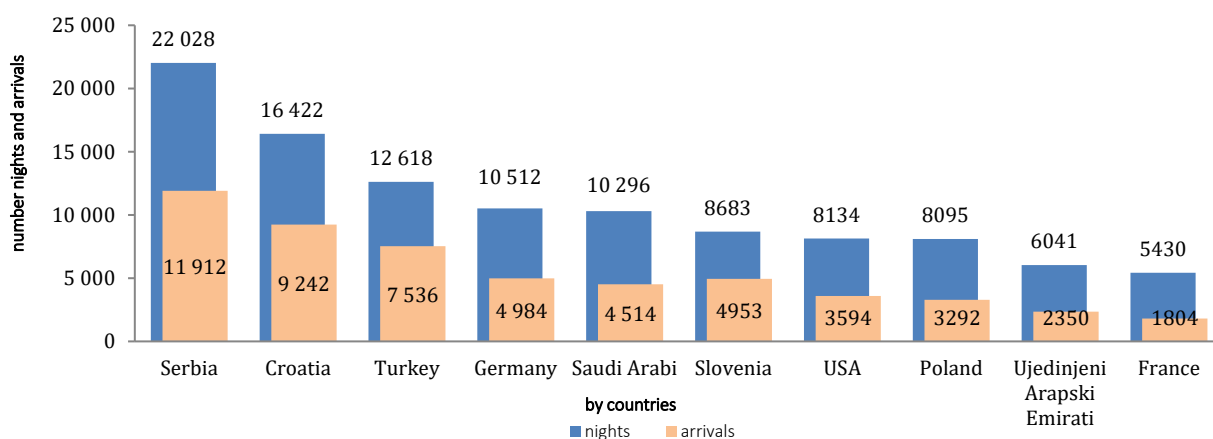


Table 3: Tourist arrivals and nights according to the classification of activities <sup>2)</sup>

	Arrivals					Nights					VI 2022
	VI 2021*	V 2022	VI 2022	Indices VI 2022 V 2022	Indices VI 2022 VI 2021	VI 2021*	V 2022	VI 2022	Indices VI 2022 V 2022	Indices VI 2022 VI 2021	Structure of nights %
<b>Total</b>	<b>90.981</b>	<b>139.529</b>	<b>138.720</b>	<b>99,4</b>	<b>152,5</b>	<b>207.520</b>	<b>289.346</b>	<b>301.619</b>	<b>104,2</b>	<b>145,3</b>	<b>100,0</b>
Hotels and similar accommodation	85.775	134.156	130.951	97,6	152,7	191.004	272.387	278.952	102,4	146,0	92,5
Holiday and other short-stay accommodation	2.464	2.939	3.950	134,4	160,3	5.433	6.671	9.822	147,2	180,8	3,3
Camps and camping grounds	2.088	1.593	2.912	182,8	139,5	3.079	2.330	4.266	183,1	138,6	1,4
Other accommodation	654	841	907	107,8	138,7	8.004	7.958	8.579	107,8	107,2	2,8
<b>Domestic tourist</b>	<b>49.146</b>	<b>55.724</b>	<b>51.463</b>	<b>92,4</b>	<b>104,7</b>	<b>113.554</b>	<b>117.500</b>	<b>120.826</b>	<b>102,8</b>	<b>106,4</b>	<b>40,1</b>
Hotels and similar accommodation	45.785	53.493	48.715	91,1	106,4	100.989	108.286	108.698	100,4	107,6	36,0
Holiday and other short-stay accommodation	1.964	1.471	1.854	126,0	94,4	3.806	2.493	3.767	151,1	99,0	1,2
Camps and camping grounds	763	97	79	81,4	10,4	880	270	144	53,3	16,4	0,0
Other accommodation	634	663	815	122,9	128,5	7.879	6.451	8.217	127,4	104,3	2,7
<b>Foreign tourist</b>	<b>41.835</b>	<b>83.805</b>	<b>87.257</b>	<b>104,1</b>	<b>208,6</b>	<b>93.966</b>	<b>171.846</b>	<b>180.793</b>	<b>105,2</b>	<b>192,4</b>	<b>59,9</b>
Hotels and similar accommodation	39.990	80.663	82.236	102,0	205,6	90.015	164.101	170.254	103,7	189,1	56,4
Holiday and other short-stay accommodation	500	1.468	2.096	142,8	419,2	1.627	4.178	6.055	144,9	372,2	2,0
Camps and camping grounds	1.325	1.496	2.833	189,4	213,8	2.199	2.060	4.122	200,1	187,4	1,4
Other accommodation	20	178	92	51,7	460,0	125	1.507	362	24,0	289,6	0,1

1) Index higher than 999

2) The Classification of Economic Activities of BiH 2010

\*final data

Table 4: Tourist arrivals and nights, by type of organisation of tourist trips

	Individual arrangement						Organised trip					
	Arrivals			Nights			Arrivals			Nights		
	VI 2021*	VI 2022	Indices VI 2022 VI 2021	VI 2021*	VI 2022	Indices VI 2022 VI 2021	VI 2021	VI 2022	Indices VI 2022 VI 2021	VI 2021	VI 2022	Indices VI 2022 VI 2021
<b>Total</b>	79.701	107.516	134,9	183.677	230.142	125,3	11.280	31.204	276,6	23.843	71.477	299,8
<b>Domestic tourist</b>	43.209	42.791	99,0	101.571	99.818	98,3	5.937	8.672	146,1	11.983	21.008	175,3
<b>Foreign tourist</b>	36.492	64.725	177,4	82.106	130.324	158,7	5.343	22.532	421,7	11.860	50.469	425,5

\*final data

## Methodology

### The purpose of the statistical survey

The purpose of the statistical survey is to monitor the tourist activity realised in commercial accommodation establishments and to provide internationally comparable BiH's tourism statistics in accordance with current EU Regulations for the tourism statistics.

### Observation units

Observation units are all business entities /legal units which are, by the main activity, registered in accommodation activity (division 55 - KD BiH 2010), persons as well as households that rent accommodation establishments to tourists. For the purpose of the survey, Classification of Activities in Bosnia and Herzegovina - KD BiH 2010 was used, and it is fully compliant with the European Classification of Economic Activities - NACE Rev. 2.

### Coverage

Reporting units are all business entities (enterprises, craftsmen, cooperatives, institutions, associations etc.) and their constituent units that are registered according to KD BiH 2010 under section : 55.1 (hotels and similar accommodation), 55.2 (holiday and other short - stay accommodation), 55.3 (camps and camping grounds), 55.9 (other uncategorised accommodation), health care institutions in which person themselves bear the fee for medical rehabilitation or their stay: business entities that deal with the mediation of accommodation of guests in: households, houses, camps, apartments and rooms which are directly rented by private persons/households. Survey covers the entire territory of Bosnia and Herzegovina.

### Source and methods of data collection

Data on tourists turnover (number of tourist arrivals and tourist nights) are collected from regular monthly report (TU-11 form). Reports are usually made on the basis of reception records in guest books, entities and their parts engaged in organising and arranging of tourists.

### Data revision

Regular press releases on tourism are published in monthly dynamics and contain preliminary / first results until the final data are published.

The first regular revision of data implies that, when publishing data for the next month, the published data from the previous month (t-1) are revised in accordance with the information submitted by the reporting unit. The second regular revision of previously published data is the annual revision, which includes all changes in the data submitted after the first revision, in order to ensure the accuracy of the published data.

The press release clearly indicates what the data are, so that users of the statistics can interpret them correctly. If new statistical standards and concepts are introduced, changes in the research methodology are made, it is necessary to revise the data to ensure the consistency and comparability of data from previous historical series and new data series. Users will be informed about changes in data and reasons in an appropriate and transparent manner, in regular monthly press releases and other publications for the public, as well as on the website of the BiH Agency for Statistics ([www.bhas.gov.ba](http://www.bhas.gov.ba)).

### Definitions

**Tourism** means the activity of visitors taking a trip to a main destination outside their usual environment for less than a year, for leisure, business or other personal purpose other than to be employed by a resident entity in the place visited.

**Tourist** is every person who, outside his place of permanent residence, spends one night in a hotel or some other accommodation facility for reasons of rest, recreation, health, study, sport, religion, family, business, public tasks or meeting. Tourist is registered in every place or establishment where he stays and, therefore, in case of change of place or establishment, he must register again, which results in data ambiguity. Consequently, the statistics registers the number of tourist arrivals, not the number of tourists.

**Residence** is a place where a person came with the intention of permanent stay. Tourist is registered in every place or establishment where he stays and, therefore, in case he/she changes the place or establishment, he/she must register again, which results in data ambiguity. Consequently, the statistics register the number of tourist arrivals and not the number of tourists.

**Domestic tourist** is a person with permanent residence in the BiH who spends at least one night in a hotel or same other accommodation establishment outside their place or residence.

**Foreign tourist** is every person with permanent residence outside in BiH who temporarily resides in BiH and who spends at least one night in a hotel or same other accommodation establishment.

**Tourist arrivals** refer to the number of persons (tourists) who arrived and registered their stay in an accommodation establishment.

**Tourist nights** refer to every registered overnight stay of a person (tourist) in an accommodation establishment.

**Accommodation capacities** are presented as the number of rooms, apartments and camping sites, and the number of permanent beds.

**Permanent beds** are those that are regularly ready-made for renting to guests.

**Occupancy rate of permanent beds (net)** in the reference period is obtained by dividing the total number of nights by the number of beds on offer and the number of days when the beds are actually available for use during the reference period. The data are expressed as a percentage.

**Occupancy rate of bedrooms (net)** in the reference period is obtained by dividing the total number of bedrooms used during the reference period by the number of bedrooms available for use during the reference period. The data is expressed as a percentage.

**Organization of tourist arrivals** represent the way of organising tourist arrangements. Depending on the way of organising, tourist arrangement can be individual or organised (travel agencies).

### Symbols

- no occurrence

0,0 value not zero but less than 0,05

Published by the Agency for Statistics of the Bosnia and Herzegovina, 71000 Sarajevo, Zelenih beretki 26

Phone: +387 (33) 911 911 | Telefax: +387 (33) 220 622

E-mail: [bhas@bhas.gov.ba](mailto:bhas@bhas.gov.ba) | Web site: [www.bhas.gov.ba](http://www.bhas.gov.ba)

#### Responsible persons:

Velimir Jukić, Assistant Director of Business Statistics

Vesna Čužić, Director

Prepared by: Azra Bander Demirović



Please consider the environment before printing this document.