



FIRST RELEASE



You are required to specify a data source when allowed in your product or application.

YEAR XVI

SARAJEVO, 04/07/2022

NUMBER 5

BUSINESS STATISTICS

Tourism, May 2022

In May 2022 tourists realised 139,529 tourist arrivals in Bosnia and Hercegovina which represent the increase by 70.8% as compared to April 2022 and increase by 124.1% as compared to May 2021. Tourists realised 289,346 tourist nights which represent the increase by 74.4% as compared to April 2022 and increase by 115.8% as compared to May 2021. Domestic tourists share of total number of overnight stays was 40.6% and foreign tourists share was 59.4%.

The number of domestic tourist nights increased by 80.2% as compared to April 2022 and increased by 54.9% as compared to May 2021. Foreign tourist nights increased by 70.7% as compared to April 2022 and increased by 195.1% as compared to May 2021.

Concerning the structure of foreign tourist nights in May 2022, the most of them (62.9%) were realised by tourists from: Serbia (15.8%),Croatia (9.4%), Turkey (6.3%), Slovenia (5.7%), United Arabian Emirates (5.5%), Germany (5.4%), Saudi Arabi (4.6%), USA (4.0%), France (3.2%) and Austria (3.0%) .Tourists from other countries realised 37.1% of tourist nights.

Regarding the average detention of foreign tourist stays in our country on the first place comes: Egypt with average stay by 3.6 nights, Bahrain with 3.5 nights, Ireland and Japan by with 3.4 nights, Kuwait and Estonia with 3.1 nights and Denmark with 3.0 nights.

Available rooms, apartments and camping sites for tourists in Bosnia and Herzegovina in May 2022 amounted to 19,229, which is 13.9% increase, compared to May 2021. Number of available beds was 41,981 beds, which is increase by 11.2%, compared to the same month of 2021.

In May 2022, in the activity - Hotels and similar accommodation, number of rooms and apartments available to tourists amounted to 17,458, which is an increase of 9,6% compared to May 2021., and number of available beds amounted to 36,441 which is an increase of 8.7%, compared to the same month of the previous year.

Net occupancy rate of rooms was 30.1% and permanent beds it was 24.2% in May 2022 , while in May 2021, net occupancy rate of rooms was 15.5% and of permanent beds 12.0%.

According to the type of accommodation facility the highest number of nights was recorded in Hotels and similar accommodation with share of 94.1%

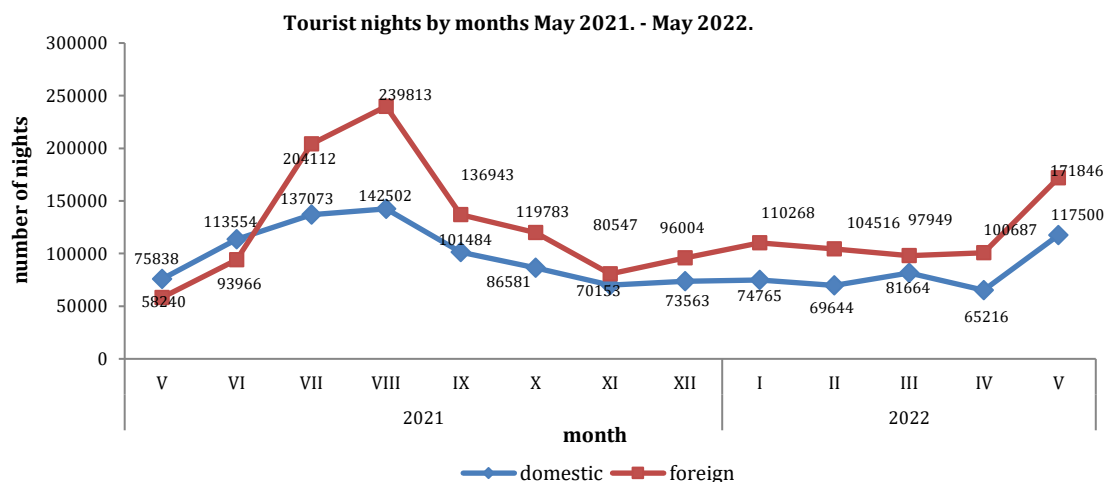
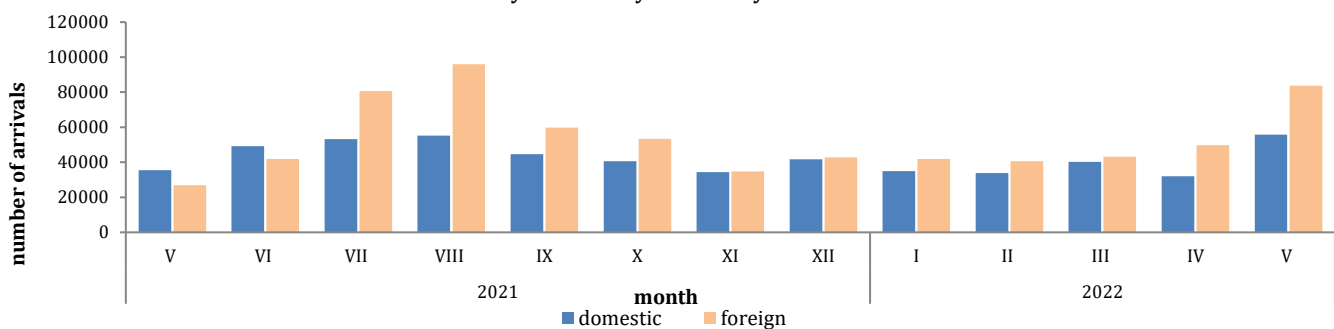


Table 1: Tourist arrivals and nights

	Arrivals					Nights					IV 2022	
	V 2021*	IV 2022	V 2022	Indices V 2022 IV 2022	Indices V 2022 V 2021	V 2021*	IV 2022	V 2022	Indices V 2022 IV 2022	Indices V 2022 V 2021	Structure of nights %	Average number of nights by arrivals
Total	62.252	81.701	139.529	170,8	224,1	134.078	165.903	289.346	174,4	215,8	100,0	2,1
Domestic tourist	35.448	32.029	55.724	174,0	157,2	75.838	65.216	117.500	180,2	154,9	40,6	2,1
Foreign tourist	26.804	49.672	83.805	168,7	312,7	58.240	100.687	171.846	170,7	295,1	59,4	2,1

*final data

Tourist arrivals by months May 2021. - May 2022.



	Arrivals					Nights					V 2022	
	V 2021*	IV 2022	V 2022	Indices V 2022 IV 2022	Indices V 2022 V 2021	V 2021*	IV 2022	V 2022	Indices V 2022 IV 2022	Indices V 2022 V 2021	Structure of nights %	Average number of nights by arrivals
Total foreign tourist	26.804	49.672	83.805	168,7	312,6	58.240	100.687	171.846	170,7	295,1	100,0	2,1
Albania	96	251	339	125,5	328,1	193	485	722	148,9	374,1	0,4	2,3
Austria	702	1.996	2.663	133,4	379,3	1.326	3.585	5.080	141,7	383,1	3,0	1,9
Belgium	80	263	593	225,5	741,3	228	623	1.108	177,8	486,0	0,6	1,9
Bulgaria	93	270	937	347,0	¹⁾	169	564	1.492	264,5	882,8	0,9	1,6
Montenegro	1.678	2.005	2.221	110,8	132,4	3.073	4.089	4.589	112,2	149,3	2,7	2,1
Czech Republic	171	470	554	117,9	324,0	488	1.094	968	88,5	198,4	0,6	1,7
Denmark	52	419	733	174,9	¹⁾	74	911	2.177	239,0	¹⁾	1,3	3,0
Estonia	31	25	24	96,0	77,4	122	37	74	200,0	60,7	0,0	3,1
Finland	21	142	116	81,7	552,4	181	243	308	126,7	170,2	0,2	2,7
France	254	832	1.972	237,0	776,4	629	2.726	5.501	201,8	874,6	3,2	2,8
Greece	55	194	245	126,3	445,5	98	381	470	123,4	479,6	0,3	1,9
Netherlands	287	740	1.838	248,4	640,4	706	1.887	4.713	249,8	667,6	2,7	2,6
Croatia	2.219	7.550	8.454	112,0	381,0	5.007	17.068	16.100	94,3	321,5	9,4	1,9
Ireland	14	148	297	200,7	¹⁾	16	352	1.024	290,9	¹⁾	0,6	3,4
Iceland	3	8	20	250,0	666,7	3	16	35	218,8	¹⁾	0,0	1,8
Italy	407	1.360	1.693	124,5	416,0	926	2.688	3.438	127,9	371,3	2,0	2,0
Cyprus	3	18	13	72,2	433,3	7	36	25	69,4	357,1	0,0	1,9
Latvia	57	23	30	130,4	52,6	332	48	67	139,6	20,2	0,0	2,2
Lithuania	6	74	49	66,2	816,7	9	305	124	40,7	¹⁾	0,1	2,5
Luxembourg	41	66	63	95,5	153,7	69	297	153	51,5	221,7	0,1	2,4
Hungary	256	738	1.120	151,8	437,5	625	1.965	2.330	118,6	372,8	1,4	2,1
Malta	-	14	22	157	-	-	36	61	169	-	0,0	2,8

(continued on next page)

(next)

	Arrivals					Nights					V 2022	
	V 2021*	IV 2022	V 2022	Indices V 2022 IV 2022	Indices V 2022 V 2021	V 2021*	IV 2022	V 2022	Indices V 2022 IV 2022	Indices V 2022 V 2021	Structure of nights %	Average number of nights by arrivals
Norway	20	223	363	162,8	¹⁾	89	445	808	181,6	907,9	0,5	2,2
Germany	919	3.510	4.356	124,1	474,0	2.342	7.334	9.197	125,4	392,7	5,4	2,1
Poland	228	405	2.034	502,2	892,1	438	718	3.773	525,5	861,4	2,2	1,9
Portugal	52	175	404	230,9	776,9	118	292	1.173	401,7	994,1	0,7	2,9
Romania	128	247	497	201,2	388,3	187	475	1.079	227,2	577,0	0,6	2,2
Russian Federation	191	383	327	85,4	171,2	402	671	617	92,0	153,5	0,4	1,9
North Macedonia	182	695	1.367	196,7	751,1	402	1.424	2.333	163,8	580,3	1,4	1,7
Slovakia	83	235	482	205,1	580,7	155	424	873	205,9	563,2	0,5	1,8
Slovenia	905	4.690	4.668	99,5	515,8	1.703	8.205	9.804	119,5	575,7	5,7	2,1
Serbia	8.970	12.082	14.734	122,0	164,3	16.550	20.778	27.136	130,6	164,0	15,8	1,8
Spain	96	381	618	162,2	643,8	252	844	1.483	175,7	588,5	0,9	2,4
Switzerland (including Liechtenstein)	317	937	1.267	135,2	399,7	697	2.013	2.495	123,9	358,0	1,5	2,0
Sweden	143	789	836	106,0	584,6	304	1.833	1.959	106,9	644,4	1,1	2,3
Turkey	803	2.069	6.702	323,9	834,6	1.901	4.064	10.829	266,5	569,6	6,3	1,6
United Kingdom	148	566	1.252	221,2	845,9	320	1.246	2.788	223,8	871,3	1,6	2,2
Ukraine	109	106	147	138,7	134,9	201	212	300	141,5	149,3	0,2	2,0
Other European countries	53	176	305	173,3	575,5	231	543	680	125,2	294,4	0,4	2,2
Egypt	81	33	68	206,1	84,0	289	53	244	460,4	84,4	0,1	3,6
South Africa	10	38	49	128,9	490,0	22	52	81	155,8	368,2	0,0	1,7
Other African countries	123	105	138	131,4	112,2	209	331	297	89,7	142,1	0,2	2,2
Canada	41	134	361	269,4	880,5	88	276	755	273,6	858,0	0,4	2,1
USA	1.016	1.562	3.170	202,9	312,0	1.765	3.437	6.898	200,7	390,8	4,0	2,2
Other Northern American countries	7	47	115	244,7	¹⁾	14	94	256	272,3	¹⁾	0,1	2,2
Brazil	38	137	254	185,4	668,4	118	250	529	211,6	448,3	0,3	2,1
Other Southern and Central American countries	47	157	665	423,6	¹⁾	116	413	1.109	268,5	956,0	0,6	1,7
Bahrain	135	157	784	499,4	580,7	365	315	2.743	870,8	751,5	1,6	3,5
India	19	122	182	149,2	957,9	62	271	424	156,5	683,9	0,2	2,3
Iran	8	11	20	181,8	250,0	82	24	49	204,2	59,8	0,0	2,5
Israel	73	111	863	777,5	¹⁾	139	202	1.751	866,8	¹⁾	1,0	2,0
Japan	20	21	74	352,4	370,0	95	65	248	381,5	261,1	0,1	3,4
Republic of Korea	11	40	77	192,5	700,0	48	61	138	226,2	287,5	0,1	1,8
Qatar	210	11	281	¹⁾	133,8	654	65	597	918,5	91,3	0,3	2,1
China	136	363	407	112,1	299,3	605	866	849	98,0	140,3	0,5	2,1
Kuwait	335	62	947	¹⁾	282,7	1.302	165	2.930	¹⁾	225,0	1,7	3,1
Malaysia	1	16	1.460	¹⁾	¹⁾	1	38	1.813	¹⁾	¹⁾	1,1	1,2
Oman	207	78	1.088	¹⁾	525,6	472	140	2.329	¹⁾	493,4	1,4	2,1
Saudi Arabia	485	225	3.813	¹⁾	786,2	1.126	470	7.870	¹⁾	698,9	4,6	2,1
United Arab Emirates	3.662	410	3.463	844,6	94,6	9.426	870	9.433	¹⁾	100,1	5,5	2,7
Other Asian countries	228	434	835	192,4	366,2	605	1.031	1.914	185,6	316,4	1,1	2,3
Australia	31	103	278	269,9	896,8	47	196	562	286,7	¹⁾	0,3	2,0
New Zealand	6	12	37	308,3	616,7	15	32	93	290,6	620	0,1	2,5
Other countries of Oceania	1	8	21	262,5	¹⁾	2	13	48	369,2	¹⁾	0,0	2,3

1) Index higher than 999

*final data

Foreign tourist nights and arrivals, by country of residence, May 2022.

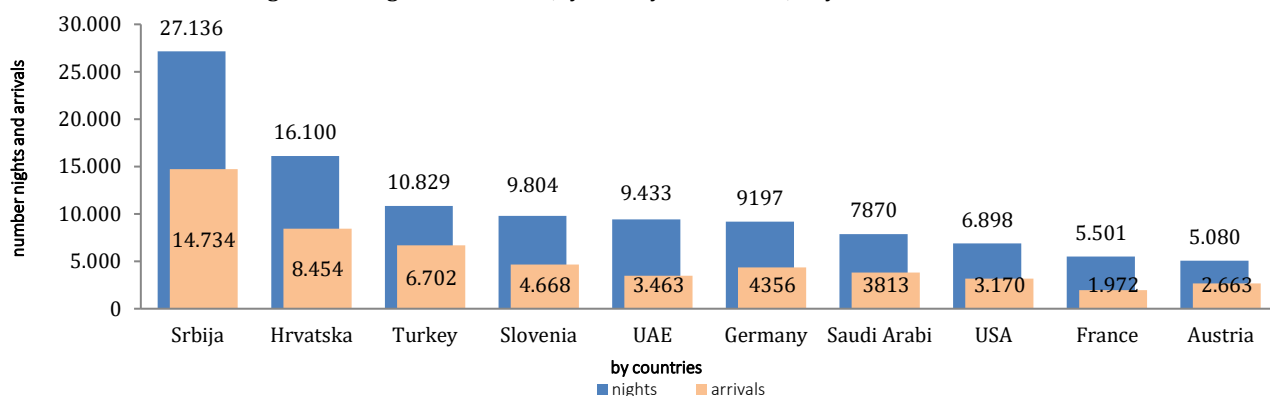


Table 3: Tourist arrivals and nights according to the classification of activities ²⁾

	Arrivals					Nights					V 2022
	V 2021*	IV 2022	V 2022	Indices V 2022 IV 2022	Indices V 2022 V 2021	V 2021*	IV 2022	V 2022	Indices V 2022 IV 2022	Indices V 2022 V 2021	Structure of nights %
Total	62.252	81.701	139.529	170,8	224,1	134.078	165.903	289.346	174,4	215,8	100,0
Hotels and similar accommodation	59.429	78.370	134.156	171,2	225,7	123.503	154.288	272.387	176,5	220,6	94,1
Holiday and other short-stay accommodation	1.519	2.385	2.939	123,2	193,5	3.449	4.899	6.671	136,2	193,4	2,3
Camps and camping grounds	844	420	1.593	379,3	188,7	1.203	1.088	2.330	214,2	193,7	0,8
Other accommodation	460	526	841	159,9	182,8	5.923	5.628	7.958	141,4	134,4	2,8
Domestic tourist	35.448	32.029	55.724	174,0	157,2	75.838	65.216	117.500	180,2	154,9	40,6
Hotels and similar accommodation	33.770	30.241	53.493	176,9	158,4	67.563	57.395	108.286	188,7	160,3	37,4
Holiday and other short-stay accommodation	1.161	1.226	1.471	120,0	126,7	2.390	2.116	2.493	117,8	104,3	0,9
Camps and camping grounds	75	109	97	89,0	129,3	116	317	270	85,2	232,8	0,1
Other accommodation	442	453	663	146,4	150,0	5.769	5.388	6.451	119,7	111,8	2,2
Foreign tourist	26.804	49.672	83.805	168,7	312,7	58.240	100.687	171.846	170,7	295,1	59,4
Hotels and similar accommodation	25.659	48.129	80.663	167,6	314,4	55.940	96.893	164.101	169,4	293,4	56,7
Holiday and other short-stay accommodation	358	1.159	1.468	126,7	410,1	1.059	2.783	4.178	150,1	394,5	1,4
Camps and camping grounds	769	311	1.496	481,0	194,5	1.087	771	2.060	267,2	189,5	0,7
Other accommodation	18	73	178	243,8	988,9	154	240	1.507	627,9	978,6	0,5

1) Index higher than 999

2) The Classification of Economic Activities of BiH 2010

*final data

Table 4: Tourist arrivals and nights, by type of organisation of tourist trips

	Individual arrangement						Organised trip					
	Arrivals			Nights			Arrivals			Nights		
	V 2021*	V 2022	Indices V 2022 V 2021	V 2021*	V 2022	Indices V 2022 V 2021	V 2021	V 2022	Indices V 2022 V 2021	V 2021	V 2022	Indices V 2022 V 2021
Total	53.893	102.840	190,8	115.891	208.654	180,0	8.359	36.689	438,9	18.187	80.692	443,7
Domestic tourist	31.060	40.647	130,9	67.692	84.272	124,5	4.388	15.077	343,6	8.146	33.228	407,9
Foreign tourist	22.833	62.193	272,4	48.199	124.382	258,1	3.971	21.612	544,2	10.041	47.464	472,7

*final data

Methodology

The purpose of the statistical survey

The purpose of the statistical survey is to monitor the tourist activity realised in commercial accommodation establishments and to provide internationally comparable BiH's tourism statistics in accordance with current EU Regulations for the tourism statistics.

Observation units

Observation units are all business entities /legal units which are, by the main activity, registered in accommodation activity (division 55 - KD BiH 2010), persons as well as households that rent accommodation establishments to tourists. For the purpose of the survey, Classification of Activities in Bosnia and Herzegovina - KD BiH 2010 was used, and it is fully compliant with the European Classification of Economic Activities - NACE Rev. 2.

Coverage

Reporting units are all business entities (enterprises, craftsmen, cooperatives, institutions, associations etc.) and their constituent units that are registered according to KD BiH 2010 under section : 55.1 (hotels and similar accommodation), 55.2 (holiday and other short - stay accommodation), 55.3 (camps and camping grounds), 55.9 (other uncategorised accommodation), health care institutions in which person themselves bear the fee for medical rehabilitation or their stay: business entities that deal with the mediation of accommodation of guests in: households, houses, camps, apartments and rooms which are directly rented by private persons/households. Survey covers the entire territory of Bosnia and Herzegovina.

Source and methods of data collection

Data on tourists turnover (number of tourist arrivals and tourist nights) are collected from regular monthly report (TU-11 form). Reports are usually made on the basis of reception records in guest books, entities and their parts engaged in organising and arranging of tourists.

Data revision

Regular press releases on tourism are published in monthly dynamics and contain preliminary / first results until the final data are published.

The first regular revision of data implies that, when publishing data for the next month, the published data from the previous month (t-1) are revised in accordance with the information submitted by the reporting unit. The second regular revision of previously published data is the annual revision, which includes all changes in the data submitted after the first revision, in order to ensure the accuracy of the published data.

The press release clearly indicates what the data are, so that users of the statistics can interpret them correctly. If new statistical standards and concepts are introduced, changes in the research methodology are made, it is necessary to revise the data to ensure the consistency and comparability of data from previous historical series and new data series. Users will be informed about changes in data and reasons in an appropriate and transparent manner, in regular monthly press releases and other publications for the public, as well as on the website of the BiH Agency for Statistics (www.bhas.gov.ba).

Definitions

Tourism means the activity of visitors taking a trip to a main destination outside their usual environment for less than a year, for leisure, business or other personal purpose other than to be employed by a resident entity in the place visited.

Tourist is every person who, outside his place of permanent residence, spends one night in a hotel or some other accommodation facility for reasons of rest, recreation, health, study, sport, religion, family, business, public tasks or meeting. Tourist is registered in every place or establishment where he stays and, therefore, in case of change of place or establishment, he must register again, which results in data ambiguity. Consequently, the statistics registers the number of tourist arrivals, not the number of tourists.

Residence is a place where a person came with the intention of permanent stay. Tourist is registered in every place or establishment where he stays and, therefore, in case he/she changes the place or establishment, he/she must register again, which results in data ambiguity. Consequently, the statistics register the number of tourist arrivals and not the number of tourists.

Domestic tourist is a person with permanent residence in the BiH who spends at least one night in a hotel or some other accommodation establishment outside their place or residence.

Foreign tourist is every person with permanent residence outside in BiH who temporarily resides in BiH and who spends at least one night in a hotel or same other accommodation establishment.

Tourist arrivals refer to the number of persons (tourists) who arrived and registered their stay in an accommodation establishment.

Tourist nights refer to every registered overnight stay of a person (tourist) in an accommodation establishment.

Accommodation capacities are presented as the number of rooms, apartments and camping sites, and the number of permanent beds.

Permanent beds are those that are regularly ready-made for renting to guests.

Occupancy rate of permanent beds (net) in the reference period is obtained by dividing the total number of nights by the number of beds on offer and the number of days when the beds are actually available for use during the reference period. The data are expressed as a percentage.

Occupancy rate of bedrooms (net) in the reference period is obtained by dividing the total number of bedrooms used during the reference period by the number of bedrooms available for use during the reference period. The data is expressed as a percentage.

Organization of tourist arrivals represent the way of organising tourist arrangements. Depending on the way of organising, tourist arrangement can be individual or organised (travel agencies).

Symbols

- no occurrence

0,0 value not zero but less than 0,05

Published by the Agency for Statistics of the Bosnia and Herzegovina, 71000 Sarajevo, Zelenih beretki 26

Phone: +387 (33) 911 911 | Telefax: +387 (33) 220 622
E-mail: bhas@bhas.gov.ba | Web site: www.bhas.gov.ba

Responsible persons:

Velimir Jukić, Assistant Director of Business Statistics
Vesna Čužić, Director

Prepared by: Azra Bander Demirović



Please consider the environment before printing this document.