



PRIOPĆENJE

FIRST RELEASE



Obvezni ste da prilikom dozvoljenih radnji, u svom proizvodu ili aplikaciji navedete izvor podataka.
You are required to specify a data source when allowed in your product or application.

GODINA/ YEAR I

SARAJEVO, 15.11.2022.

BROJ/ NUMBER 1

OKOLIŠ

ENVIRONMENT

ELEKTRIČNI I ELEKTRONSKI OTPAD

E-WASTE

E-OTPAD

Otpad električne i elektronske opreme (e-otpad) kao što su računari, televizori, frižideri i mobilni telefoni je jedan od najbrže rastućih tokova otpada u EU. E-otpad je složena mješavina materijala i komponenti koji mogu uzrokovati velike ekološke i zdravstvene probleme zbog opasnog sadržaja. Da bi se poboljšalo upravljanje e-otpadom i doprinijelo kružnom gospodarstvu i povećala efikasnost resursa, neophodno je poboljšati prikupljanje, obradu i recikliranje e-otpada.

Iako računari i slični uređaji potrošačke elektronike na prvi pogled ne djeluju kao pretjerano opasan otpad, oni sadrže niz materijala, uključujući teške metale, koji mogu dovesti do ozbiljnih ekoloških i zdravstvenih posljedica ukoliko se ne odlažu i ne recikliraju na odgovarajući način. Zdravstveni rizici uzrokovani opasnim materijama u elektronskom otpadu su jedan od najbitnijih razloga za brigu o kvalitetnom zbrinjavanju takvog materijala.

Elektronski otpad sadrži između 600 i 1000 različitih hemijskih supstanci koje su štetne po zdravlje i ugrožavaju okoliš, od kojih su najprisutnije materije: olovo, živa, hrom, kadmij, berilij, PVC, barij.

E-WASTE

Waste electrical and electronic equipment (e-waste) such as computers, televisions, refrigerators, and mobile phones is one of the fastest-growing waste streams in the EU. E-waste is a complex mixture of materials and components that can cause major environmental and health problems due to its hazardous content. In order to improve e-waste management and contribute to the circular economy and increase resource efficiency, it is necessary to improve the collection, treatment, and recycling of e-waste.

Although computers and similar consumer electronics do not appear to be an overly hazardous waste at first glance, they contain a number of materials, including heavy metals, that can lead to serious environmental and health consequences if not properly disposed of and recycled. Health risks caused by hazardous substances in electronic waste are one of the most important reasons for taking care of the quality disposal of such material.

Electronic waste contains between 600 and 1000 different chemical substances that are harmful to health and endanger the environment, of which the most common substances are: lead, mercury, chromium, cadmium, beryllium, PVC, barium.

Električna i elektronička oprema plasirana na tržište, Bosna i Hercegovina <i>Electrical and electronic equipment placed on the market, Bosnia and Herzegovina</i>	tona <i>tonnes</i>
--	------------------------------

Ukupno plasirano na tržište (POM), referentna 2020 <i>Total Placed on the Market (POM), referent 2020</i>	40.047
--	---------------

Električna i elektronička oprema plasirana na tržište (EU6), Bosna i Hercegovina, 2020 <i>Electrical and electronic equipment placed on the market (EU6), Bosnia and Herzegovina, 2020</i>	tona <i>tonnes</i>
--	------------------------------

Oprema za izmjenu temperature <i>Temperature exchange equipment</i>	10.461
Ekрани, monitori i oprema koja sadrži ekrane (..) <i>Screens, monitors, and equipment containing screens (..)</i>	1.828
Lampe <i>Lamps</i>	239
Velika oprema (isključujući fotonaponske panele) <i>Large equipment (excluding photovoltaic panels)</i>	14.370
Fotonaponski paneli (uključujući pretvarače) <i>Photovoltaic panels (incl. converters)</i>	815
Mala oprema <i>Small equipment</i>	10.678
Mala informatička i telekomunikacijska oprema <i>Small IT and telecommunication equipment</i>	1.656

Ukupno generisani električni i elektronički otpad, Bosna i Hercegovina <i>Total generated electrical and electronic waste, Bosnia and Herzegovina</i>	tona <i>tonnes</i>
---	------------------------------

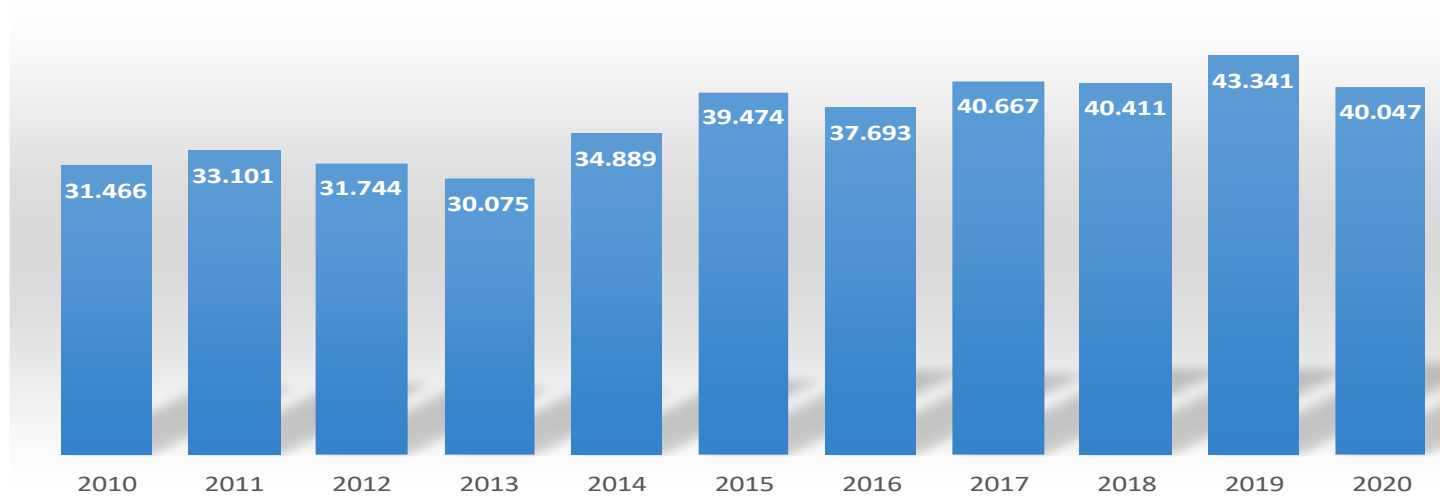
Ukupno generisani e-otpad 2020. godina <i>Total E-waste generated</i>	28.959
--	---------------

Ukupno generisani električni i elektronički otpad (EU6), Bosna i Hercegovina 2020. godina. <i>Total generated electrical and electronic waste (EU6), Bosnia and Herzegovina.2020 year.</i>	tona <i>tonnes</i>
--	------------------------------

Oprema za izmjenu temperature <i>Temperature exchange equipment</i>	5.803
Ekрани, monitori i oprema koja sadrži ekrane (..) <i>Screens, monitors, and equipment containing screens (..)</i>	2.456
Lampe <i>Lamps</i>	319
Velika oprema (isključujući fotonaponske panele) <i>Large equipment (excluding photovoltaic panels)</i>	8.659
Fotonaponski paneli (uključujući pretvarače) <i>Photovoltaic panels (incl. converters)</i>	1
Mala oprema <i>Small equipment</i>	9.914
Mala informatička i telekomunikacijska oprema <i>Small IT and telecommunication equipment</i>	1.807

G. 1.1. Električna i elektronička oprema plasirana na tržište, Bosna i Hercegovina, 2010-2020, u tonama

G 1.1. Electrical and electronic equipment placed on the market, Bosnia and Herzegovina, 2010-2020, in tonnes



Prikazani su podaci o električnoj i elektroničkoj opremi plasiranoj na tržište sukladno zahtjevima Direktive 2012/19/EU o otpadnoj električnoj i elektroničkoj opremi (OEEO).

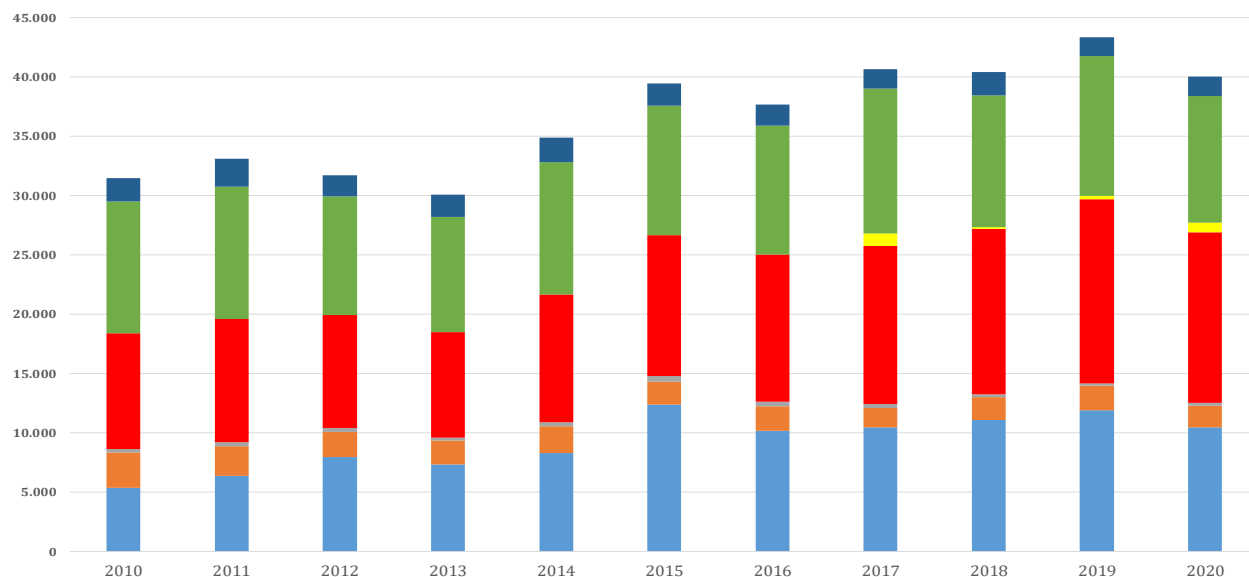
Između 2010. i 2020. godine, količina električne i elektroničke opreme koja se plasirala na tržište Bosne i Hercegovine povećala se sa 31 tis. tona u 2010 godini na 40 tis. tona. Uočeni pad za 2020. godinu u odnosu na 2019. godinu pripisuje se negativnom utjecaju pandemije COVID 2019 na kompletnu ekonomiju Bosne i Hercegovine tokom 2020. godine.

Data are presented on electrical and electronic equipment placed on the market in accordance with the requirements of Directive 2012/19/EU on waste electrical and electronic equipment (OEEO).

In the period from 2010 to 2020, the amount of electrical and electronic equipment placed on the market of Bosnia and Herzegovina increased from 31 thousand tons in 2010 to 40 thousand tons. The noticed decrease for 2020 compared to 2019 is attributed to the negative impact of the COVID 2019 pandemic on the entire economy of Bosnia and Herzegovina during 2020

G. 1.2. Električna i elektronička oprema plasirana na tržište (EU6), Bosna i Hercegovina, 2010-2020, u tonama

G 1.2. Electrical and electronic equipment placed on the market (EU6), Bosnia and Herzegovina, 2010-2020, in tonnes



Legenda/Legend:

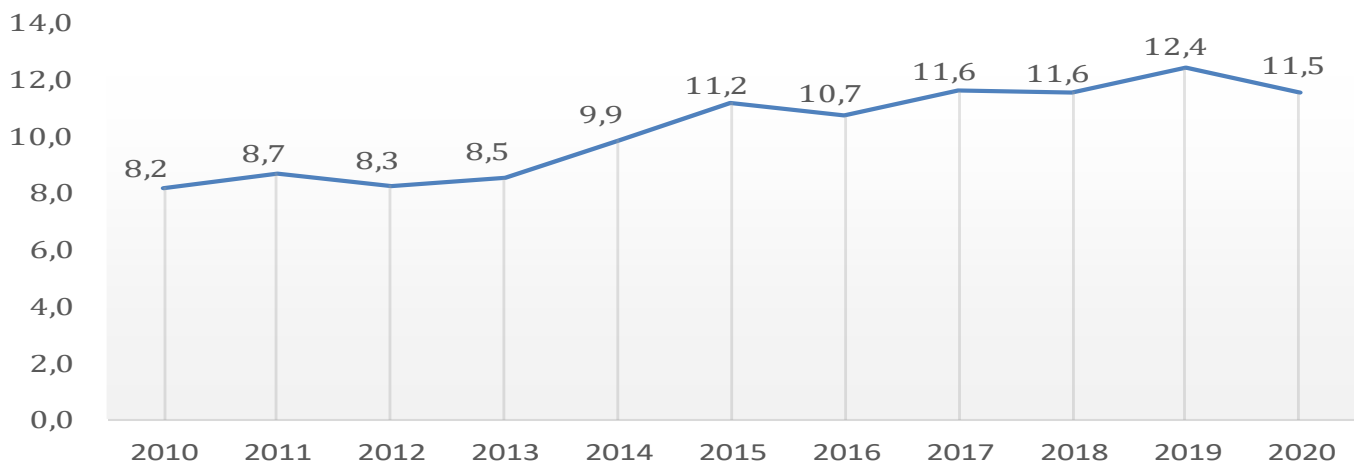
- Oprema za izmjenu temperature /Temperature exchange equipment
- Ekрани, monitori i oprema koja sadrži ekrane (..) / Screens, monitors, and equipment containing screens (..)
- Lampe /Lamps
- Velika oprema (osim fotonaponskih panela) / Large equipment (excluding photovoltaic panels)
- Fotonaponski paneli (uključujući pretvarače) / Photovoltaic panels (incl. converters)
- Mala oprema / Small equipment
- Mala informatička i telekomunikacijska oprema / Small IT and telecommunication equipment

Velika oprema (EU6) (isključujući fotonaponske panele) iznosi 35,9% u odnosu na ukupnu količinu električne i elektroničke opreme plasirane na tržište u 2020. godini.

Large equipment (EU6) (excluding photovoltaic panels) accounts for 35.9% of the total amount of electrical and electronic equipment placed on the market in 2020.

G. 1.3. Ukupno plasirano na tržište (POM), kg/stanovniku, Bosna i Hercegovina, 2010-2020¹

G.1.3 Total placed on the market (POM), kg/per capita, Bosnia and Herzegovina, 2010-2020¹



Godišnja količina električne i elektroničke opreme plasirane na tržište po glavi stanovnika je u porastu, i u 2020.godini je veća za 40,2% u odnosu na 2010. godinu.

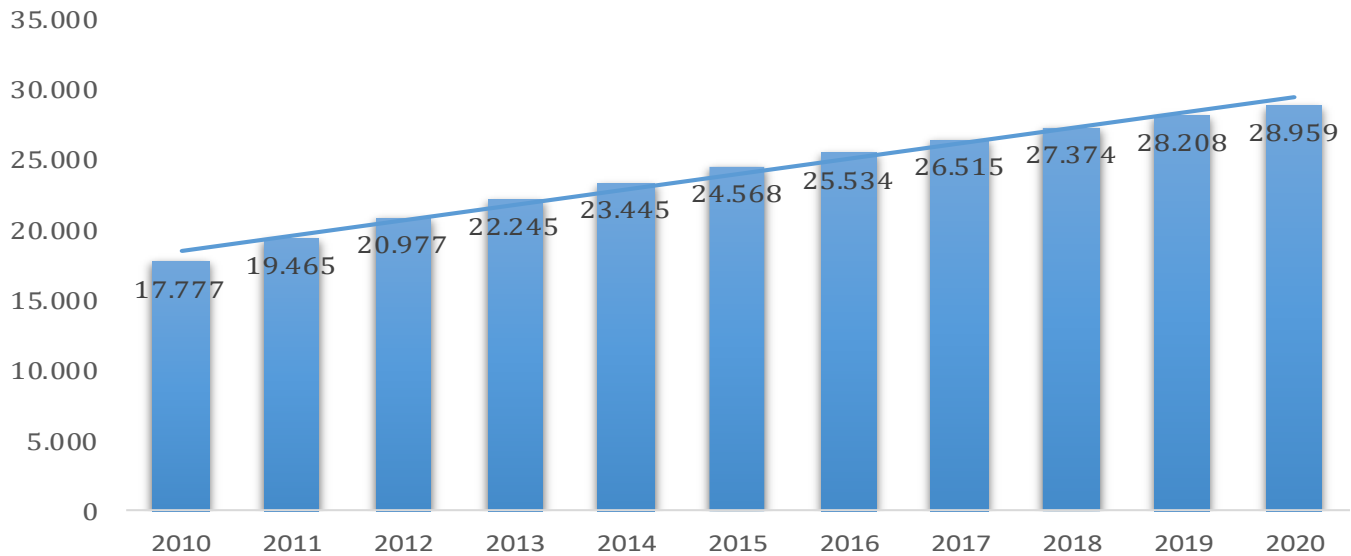
The annual amount of electrical and electronic equipment put on the market per capita is increasing, and in 2020 it is higher by 40.2% compared to 2010.

¹ Podaci Agencije za statistiku Bosne i Hercegovine o broju stanovnika u Bosni i Hercegovini (Popis 2013 i procjene o broju stanovnika 2014-2020)

¹ Data from the Agency for Statistics of Bosnia and Herzegovina on the population in Bosnia and Herzegovina (Census 2013 and estimates of number population 2014-2020)

G. 1.4. Ukupno generirani električni i elektronički otpad, Bosna i Hercegovina, 2010-2020, tona

G 1.4. Total generated electrical and electronic waste, Bosnia and Herzegovina, 2010-2020, tonnes

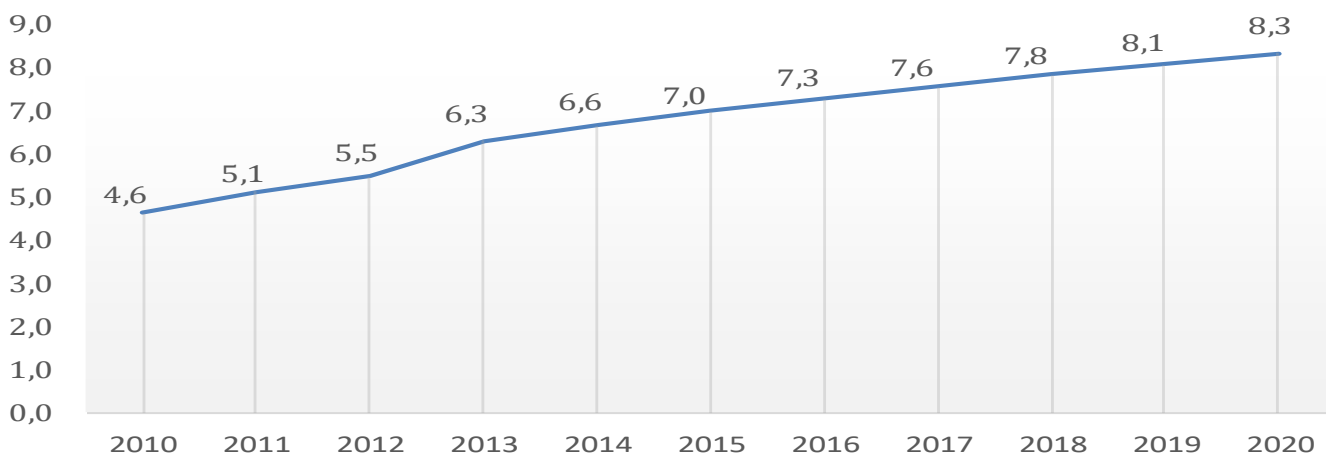


Ukupno generirani električni i elektronički otpad je u porastu. Ukupna količina e-otpada u 2020. je veća za 2,7% u odnosu na prethodnu godinu.

The total electrical and electronic waste generated is increasing. The total amount of e-waste in 2020 is higher by 2.7% compared to the previous year.

G. 1.5. Ukupno generirani električni i elektronički otpad, Bosna i Hercegovina, 2010-2020, kg/stanovniku²

G 1.5. Total generated electrical and electronic waste, Bosnia and Herzegovina, 2010-2020, kg/per capita²



Godišnja količina e-otpada po glavi stanovnika je u porastu i u 2020. godini je veća za 2,5,% u odnosu na 2019. godinu.

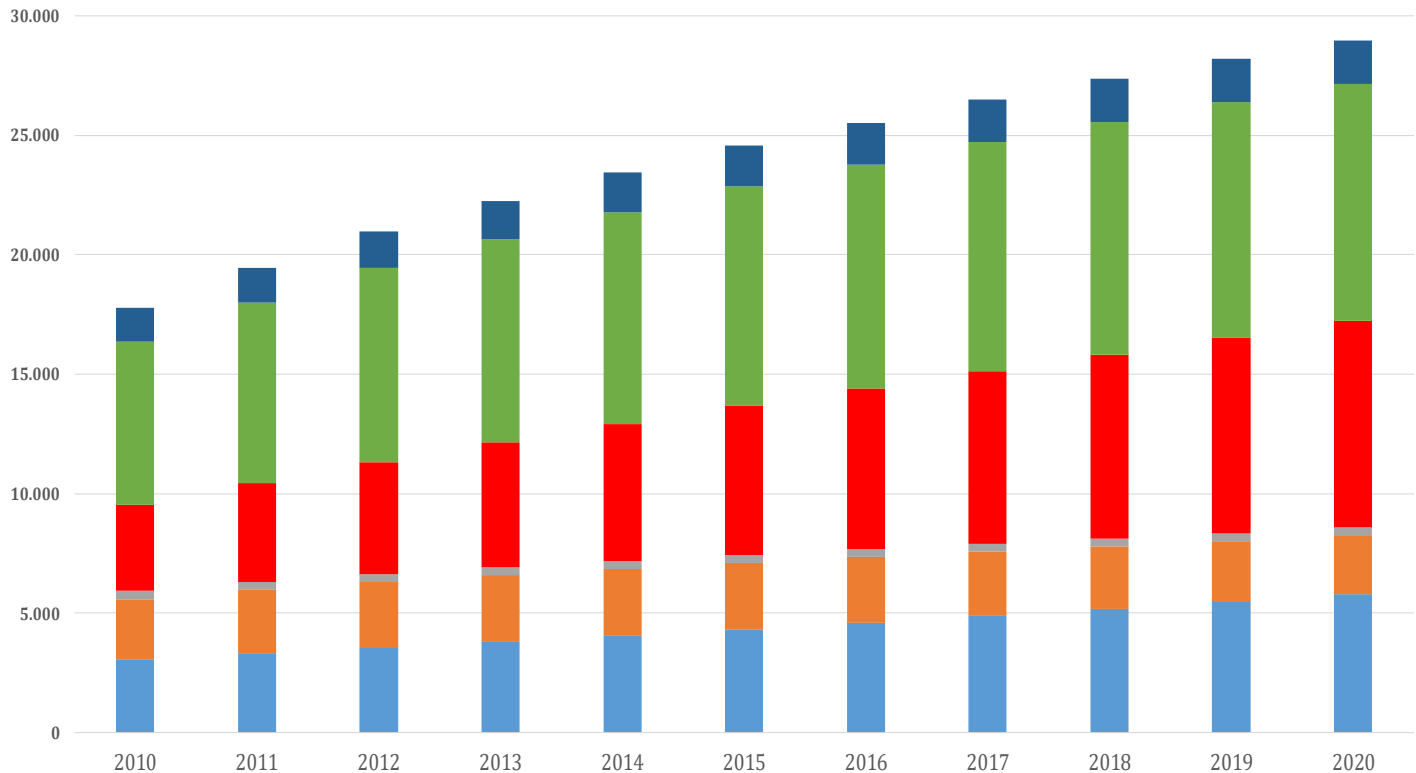
The average annual amount of e-waste per capita is constantly growing, in 2020 it is higher by 2.5% compared to 2019.

² Podaci Agencije za statistiku Bosne i Hercegovine o broju stanovnika u Bosni i Hercegovini (Popis 2013 i procjene o broju stanovnika 2014-2020)

² Data from the Agency for Statistics of Bosnia and Herzegovina on the population in Bosnia and Herzegovina (Census 2013 and estimates of number population 2014-2020)

G. 1.6. Generirani električni i elektronički otpad (EU6), Bosna i Hercegovina, 2010-2020, tona

G 1.6. Electrical and electronic waste generated (EU6), Bosnia and Herzegovina, 2010-2020, tonnes



Legenda/Legend:

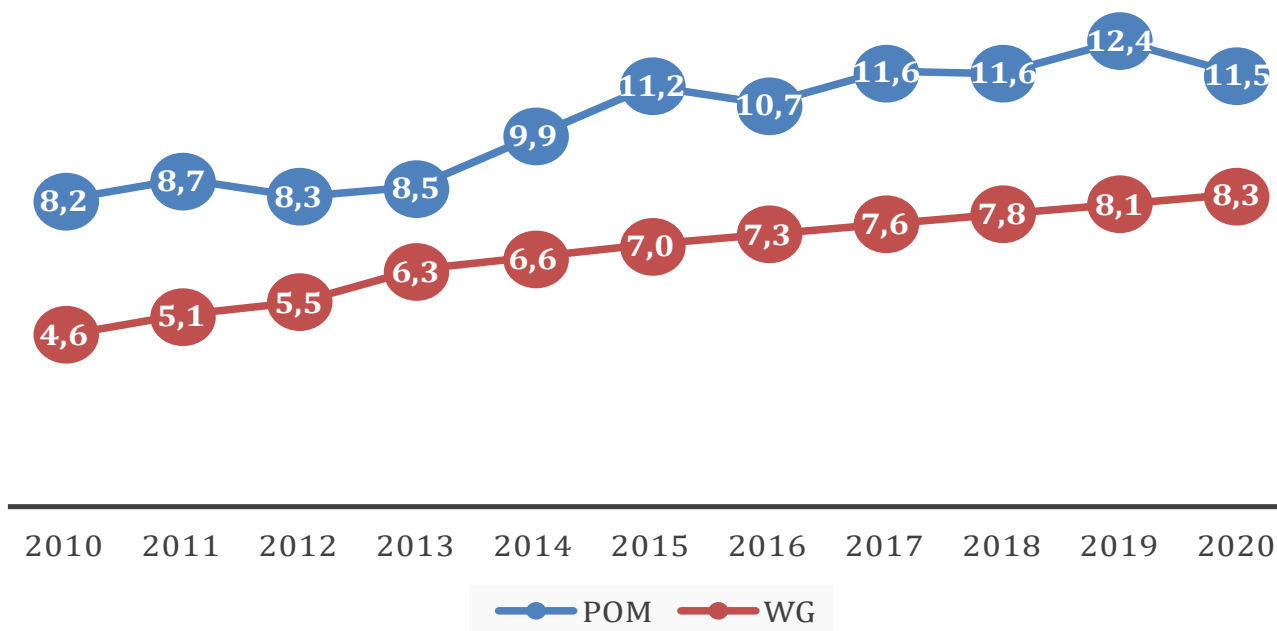
- Oprema za izmjenu temperature /Temperature exchange equipment
- Ekрани, monitori i oprema koja sadrži ekrane (..) / Screens, monitors, and equipment containing screens (..)
- Lampe /Lamps
- Velika oprema (osim fotonaponskih panela) / Large equipment (excluding photovoltaic panels)
- Fotonaponski paneli (uključujući pretvarače) / Photovoltaic panels (incl. converters)
- Mala oprema / Small equipment
- Mala informatička i telekomunikacijska oprema / Small IT and telecommunication equipment

Podaci električne i elektroničke opreme u okviru šest kategorija (EU6) pokazuju da Mala oprema čini više od 9.900 tona ili 34,2%, a Velika oprema (isključujući fotonaponske panele) čini više od 8.600 tona ili 29,9% od ukupnog generiranog električnog i elektroničkog otpada u 2020. godini

Electrical and electronic equipment data within six categories (EU6) shows that Small equipment accounts for more than 9,900 tons or 34.2% and Large equipment (excluding photovoltaic panels) accounts for more than 8,600 tons or 29.9% of total Electrical and electronic waste generated in 2020.

G. 1.7. Električna i elektronička oprema plasirana na tržište u odnosu na stvoreni (generirani) e- otpad, Bosna i Hercegovina, 2010-2020, kg/stanovnika³

G 1.7. Electrical and electronic equipment placed on the market (POM) in relation to generated e-waste (WG), Bosnia and Herzegovina, 2010-2020, kg/ per capita



³ Podaci Agencije za statistiku Bosne i Hercegovine o broju stanovnika u Bosni i Hercegovini (Popis 2013 i procjene o broju stanovnika 2014-2020)

³ Data from the Agency for Statistics of Bosnia and Herzegovina on the population in Bosnia and Herzegovina (Census 2013 and estimates of number population 2014-2020)

METODOLOŠKA OBJAŠNENJA

Cilj

Prikupiti pouzdane podatke o e-otpadu koji će služiti kao temelj za donošenje odluka i ekološki prihvatljivo upravljanje električnom i elektroničkom opremom koja je na kraju životnog vijeka.

Pravni temelj

Europsko povjerenstvo je 2012. objavilo Direktivu 2012/19 / EU Europskog parlamenta i Vijeća ("WEEE2") o otpadu električne i elektroničke opreme ("EEE"). Od 2018. godine sva EEE razvrstana je u 6 kategorija navedenih u Aneksu III WEEE2.

Metodologija za izračun procjena mase EEO-a stavljenog na tržište

Za međunarodnu i regionalnu uporedivost korištena je zajedničkih metodologija i alat za izračun mase električne i elektroničke opreme (EEO) stavljene na tržište i otpadne električne i elektroničke opreme, (MANUAL for the use of the WEEE calculation tool, 2017).

Klasifikacija EEO u okviru šest kategorija (EU-6) navedene u Aneksu III Direktive WEEE 2012/19 / EU:

1. Oprema za izmjenu temperature
2. Zaslone, monitori i oprema koja sadrži zaslone (..)
3. Lampe
4. Velika oprema
5. Mala oprema
6. Mala IT i telekomunikacijska oprema

➤ Alat za izračun količina E-otpada

Alat za izračun otpadne električne i elektroničke opreme se koristi za unos statističkih podataka o EEO kako bi se izračunale relevantne količine EEO stavljene na tržište po određenim kategorijama EEO u Aneksima I i III Direktive 2012/19/EU, i za izračun otpadne električne i elektroničke opreme.

Argumentirane procjene mase EEO-a stavljenog na tržište države članice u referentnoj godini izračunavaju se metodom vidljive potrošnje koja se zasniva na jednačini:

EEO stavljen na tržište (t) = domaća proizvodnja (t) + uvoz (t) - izvoz (t)

pri čemu je:

domaća proizvodnja (t) = masa (u tonama) dovršenog EEO-a proizvedenog u referentnoj godini t u državi;

uvoz (t) = masa (u tonama) EEO-a uvezenog u državu u referentnoj godini t iz druge države radi distribucije, potrošnje ili upotrebe;

izvoz (t) = masa (u tonama) EEO-a izvezenog iz države u referentnoj godini t u drugu državu radi distribucije, potrošnje ili upotrebe.

NOTES ON METHODOLOGY

Objective

Collect reliable data on e-waste that will serve as a basis for decision-making and environmentally friendly management of end-of-life electrical and electronic equipment.

Legal framework

In 2012, the European Commission published Directive 2012/19 / EU of the European Parliament and of the Council ("WEEE2") on waste electrical and electronic equipment ("EEE"). As of 2018, all EEE is classified into 6 categories listed in Annex III WEEE2

Methodology for calculating estimates of the mass of POM placed on the market

For international and regional comparability, common methodologies and a tool for calculating the mass of electrical and electronic equipment (POM) placed on the market and waste electrical and electronic equipment were used (MANUAL for the use of the WEEE calculation tool, 2017).

Classification of EEE within the six categories (EU-6) listed in Annex III of the WEEE Directive 2012/19 / EU:

1. Equipment for temperature change
2. Screens, monitors and equipment containing screens (..)
3. Lamps
4. Large equipment
5. Small equipment
6. Small IT and telecommunications equipment

➤ Tool for calculating E-waste quantities

The WEEE calculation tool is used to input POM data coming from statistical data in order to calculate the relevant quantities of POM placed on the market by specific POM categories in Annexes I and III of Directive 2012/19/EU, and to calculate waste electrical and electronic equipment.

Argued estimates of the mass of POM placed on the market of the member state in the reference year are calculated using the visible consumption method, which is based on the equation: $POM\ placed\ on\ the\ market\ (t) = domestic\ production\ (t) + import\ (t) - export\ (t)$

where:

$domestic\ production\ (t)$ = mass (in tons) of completed POM produced in the reference year t in the country;

$import\ (t)$ = mass (in tons) of POM imported into the country in the reference year t from another country for distribution, consumption or use;

$export\ (t)$ = mass (in tons) of POM exported from a country in reference year t to another country for distribution, consumption or use.

Metodologija za izračun ukupne količine otpadne električne i elektroničke opreme proizvedene u datoj godini na teritoriji države zasniva se na:

- količini EEO stavljene na tržište u prethodnim godinama i dalje
- odgovarajućem vijeku trajanja proizvoda

Alat omogućuje ažuriranje podataka o EEO-u stavljenom na tržište za prethodne godine i/ili podatke o vijeku trajanja na temelju relevantnih podataka i dokaza u prilog takvim ažuriranjima.

The methodology for calculating the total amount of waste electrical and electronic equipment produced in a given year on the territory of the country is based on:

- *the amount of POM placed on the market in previous years and beyond*
- *the appropriate life of the product*

The tool allows updating POM data placed on the market for previous years and/or lifetime data based on relevant data and evidence to support such updates.

Publikuje Agencija za statistiku Bosne i Hercegovine, 71000 Sarajevo, Zelenih beretki 26

Published by the Agency for Statistics of the Bosnia and Herzegovina, 71000 Sarajevo, Zelenih beretki 26

Telefon/Phone: +387 (33) 911 911 | Telefaks/Telefax: +387 (33) 220 622

Elektronička pošta/E-mail: bhas@bhas.gov.ba | Internetska stranica/Web site: www.bhas.gov.ba

Odgovorne osobe/Responsible persons:

Ševala Korajčević, šef odjela za transport, okoliš, energiju i regionalne statistike

Ševala Korajčević, Head of Transport, Environment, Energy and Regional Statistics Department

Vesna Ćužić, ravnateljica

Vesna Ćužić, Acting Director

Priopćenje priredio: Dragan Jovović

Prepared by: Dragan Jovović



 **Razmislite o očuvanju okoliša prije tiskanja dokumenta.**
Please consider the environment before printing this document.