

TB 21

Tematski bilten
Thematic Bulletin
ISSN 1840-1058

Bosna i Hercegovina **Pokazatelji ciljeva održivog razvoja**

*Bosnia and Herzegovina
Statistics for Sustainable
Development Goals*



Bosna i Hercegovina
Bosnia and Herzegovina



**Agencija za statistiku
Bosne i Hercegovine**
*Agency for Statistics of
Bosnia and Herzegovina*

Sarajevo, 2024.

TB 21

Tematski bilten

Thematic Bulletin

ISSN 1840-1058

BOSNA I HERCEGOVINA
INDIKATORI CILJEVA
ODRŽIVOG RAZVOJA
BOSNIA AND HERZEGOVINA
INDICATORS OF SUSTAINABLE
DEVELOPMENT GOALS



Bosna i Hercegovina
Bosnia and Herzegovina



Agencija za statistiku
Bosne i Hercegovine
Agency for Statistics of
Bosnia and Herzegovina

Sarajevo, 2024.

Izdaje i tiska: Agencija za statistiku Bosne i Hercegovine
Zelenih beretki 26, 71000 Sarajevo
Bosna i Hercegovina
Telefon: +387 33 91 19 11; Telefaks: +387 33 22 06 22
Elektronička pošta: bhas@bhas.gov.ba
Internetska stranica: www.bhas.gov.ba

Published: *Agency for Statistics of Bosnia and Herzegovina
Zelenih beretki 26, Sarajevo
Bosnia and Herzegovina*

Odgovara: Vesna Čužić, ravnateljica
Person responsible: *Vesna Čužić, Director*

Pripremili: Ševala Korajčević, Dragan Jovović, Nermina Pozderac
Alma Džananović

Prepared by: *Ševala Korajčević, Dragan Jovović, Nermina Pozderac
Alma Džananović*

Lektura: Amra Kapetanović
Proofreading: *Amra Kapetanović*

Dizajn naslovnice: Lejla Rakić Bekić
Cover design: *Lejla Rakić Bekić*

Tehnička priprema: Larisa Hasanbegović
Pre-press and DTP: *Larisa Hasanbegović*

Predgovor

Suštinu koncepta održivog razvoja čini interakcija razvoja i okoliša i međusobna uvjetovanost i komplementarnost razvojne politike i politike zaštite okoliša, te zahtjeva indikatore koji pokazuju vezu između ekonomije, okoliša i društva date zajednice.

Agenda 2030 definira 17 ciljeva održivog razvoja. Ciljevi su dodatno podijeljeni u 169 podciljeva i 232 indikatora kojima se mjeri napredak u njihovom ostvarenju.

Agencija za statistiku Bosne i Hercegovine razvija, usklađuje i vodi portal o indikatorima za ciljeve održivog razvoja za Bosnu i Hercegovinu. Indikatori se kreiraju i analiziraju sukladno međunarodnom i europskom metodologijom, čime je omogućena razmjena podataka.

Osnovne funkcije indikatora za ciljeve održivog razvoja su mjerenje napretka u ostvarivanju zacrtanog cilja ili ciljeva;

- osigurati informacije o pozitivnim ili negativnim postignućima u ostvarivanju zacrtanih ciljeva sa donositeljima odluka, administracijom, javnosti, znanstvenom zajednicom;

- pružanje neophodnih smjernica za donositelje odluka.

U tematskom biltenu Agencije za statistiku BiH prikazani su pojedini indikatori ciljeva održivog razvoja koji služe za ocjenu stanja i praćenje pojedinih podciljeva u okviru 17 ciljeva održivog razvoja.

Vesna Čužić, ravnateljica

Preface

The essence of the concept of sustainable development is the interaction of development and environment and the mutual conditionality and complementarity of development policy and environmental protection policy, and requires indicators that show the connection between the economy, environment and society of a given community.

The Agenda 2030 defines 17 goals of sustainable development, the goals are further divided into 169 sub-goals and 232 indicators that measure progress in achieving them.

The Agency for Statistics of Bosnia and Herzegovina develops, coordinates and maintains a portal on indicators for sustainable development goals for Bosnia and Herzegovina. Indicators are created and analyzed in accordance with international and european methodology, which enables the exchange of data.

The basic functions of the indicator are to measure progress in achieving the intended goal or objectives;

- facilitating communication on positive or negative achievements in achieving the intended goal with decision makers, administration, public, scientific community;*

- Providing the necessary guidance for the decision makers.*

The thematic bulletin of the Agency for Statistics of BiH presents some indicators of sustainable development that serve to assess the situation and monitor individual sub-objectives within the 17 sustainable development goals.

Vesna Čužić, Director

SVIJET BEZ SIROMAŠTVA
NO POVERTY

SDG 1.1.1 Udio stanovništva koji živi ispod međunarodne linije siromaštva

Serijs: Zaposleno stanovništvo ispod međunarodne linije siromaštva (2000.-2022. 15+, %)

Udio zaposlenog stanovništva (starosti 15 i više godina) u 2022. godini, koji žive ispod međunarodne linije siromaštva, iznosio je 0.1% u Bosni i Hercegovini.

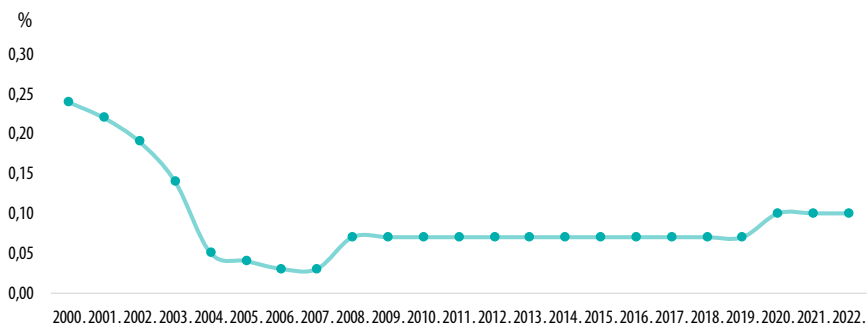
Zaposleno stanovništvo ispod međunarodne linije siromaštva, definirano je kao „udio zaposlenih osoba koje žive u kućanstvima sa potrošnjom po glavi stanovnika ili prihodima koji su ispod međunarodnog siromaštva od 1,90 USD dnevno“.

SDG 1.1.1 Proportion of population below the international poverty line

Series: Employed population below international poverty line (2000-2022, 15+,%)

The share of the employed population (aged 15 and over) in 2022, living below the international poverty line, was 0.1% in Bosnia and Herzegovina.

Employed population below international poverty line, is defined as the “share of employed persons living in households with per-capita consumption or income that is below the international poverty line of US\$1.90 per day”.



Izvor: UNSTATS, ILO modelirane procjene
Source: UNSTATS, ILO modelled estimat

SDG 1.3.1 Udio stanovništva pokrivenih sustavima socijalne skrbi

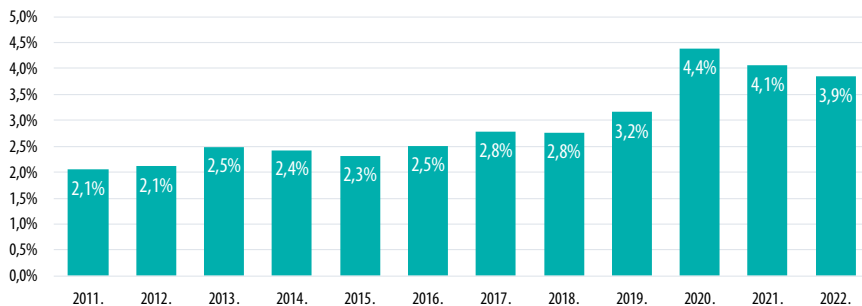
Serijs: Udio nezaposlenih koji primaju novčanu naknadu za nezaposlene (2011.-2022. %)

U Bosni i Hercegovini udio nezaposlenih koji primaju novčanu naknadu za nezaposlene u 2021. godini iznosio je 4,1%.

SDG 1.3.1 Proportion of population covered by social protection

Series: Proportion of unemployed persons receiving unemployment cash benefit (2011-2022, %)

In the Bosnia and Herzegovina, the share of unemployed people receiving unemployment benefits in 2021 was 4.1%.



Izvor: Agencija za statistiku BiH; Agencija za rad i zapošljavanje Bosne i Hercegovine
 Source: Agency for statistics of BiH; Agency for Labor and Employment of Bosnia and Herzegovina

SDG 1.a.1 Ukupni grantovi zvanične razvojne pomoći od svih donatora koji se fokusiraju na smanjenje siromaštva, kao udio u bruto nacionalnom dohotku zemlje (2000.-2021. %)

SDG 1.a.1 Total official development assistance grants from all donors that focus on poverty reduction as a share of the recipient country's gross national income (2000-2021, %)

Serija: Ukupni grantovi službene razvojne pomoći koje je primila Bosna i Hercegovina od svih donatora koji se fokusiraju na smanjenje siromaštva u 2021. godini iznosio je 0,31% od bruto nacionalnog dohotka (BND) zemlje.

Series: The total official development assistance grants received by Bosnia and Herzegovina from all donors focusing on poverty reduction in 2021 amounted to 0.31% of the country's gross national income (GNI).



Izvor: Organizacija za ekonomsku suradnju i razvoj (OECD)
 Source: The Organisation for Economic Co-operation and Development (OECD)

SVIJET BEZ GLADI
ZERO HUNGER

SDG 2.1.2. Prevalencija umjerene ili teške nesigurnosti hrane u populaciji, prema Skali iskustva nesigurnosti hrane (FIES)

Serijski: Broj ljudi u umjerenom ili ozbiljnoj nesigurnosti hrane (2015.-2021. tisuća ljudi)

U Bosni i Hercegovini je 2021.godine, nešto više od 440 000 ljudi bilo u umjerenom ili ozbiljnoj nesigurnosti dostupnosti hrane, na temelju Skale iskustva u nesigurnosti hrane (FIES).

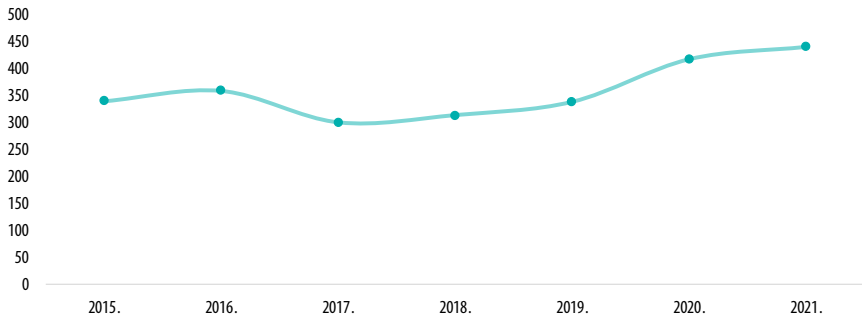
Indikator mjeri postotak pojedinaca u populaciji koji su iskusili nesigurnost hrane na umjerenom ili teškoj razini tijekom referentnog razdoblja. Ozbiljnost nesigurnosti hrane, definira se kao latentna osobina, mjeri se na globalnoj referentnoj skali „Skala nesigurnosti hrane“, mjernom standardu koji je uspostavio FAO primjenom Skale o iskustvu nesigurnosti hrane u više od 140 zemalja širom svijeta, počevši od 2014.

SDG 2.1.2 Prevalence of moderate or severe food insecurity in the population, based on the Food Insecurity Experience Scale (FIES)

Series: Number of moderately or severely food insecure people (2015-2021, thousands of people)

In Bosnia and Herzegovina in 2021, slightly more than 440,000 people were in moderate or severe food insecurity, based on the Food Insecurity Experience Scale (FIES).

The indicator measures the percentage of individuals in the population who have experienced food insecurity at moderate or severe levels during the reference period. The severity of food insecurity, defined as a latent trait, is measured on the “Food Insecurity Experience Scale”, global reference scale, a measurement standard established by FAO through the application of the Food Insecurity Experience Scale in more than 140 countries worldwide, starting in 2014.



Izvor: Organizacija Ujedinjenih naroda za hranu i poljoprivredu (FAO)
Source: Food and Agriculture Organization of the United Nations (FAO)

Obimna istraživanja pokazala su da nemogućnost pristupa hrani rezultira nizom iskustava i stanja koji se kreću od zabrinutosti oko mogućnosti dobivanja dovoljno hrane, do potreba da se napravi kompromis u pogledu kvaliteta ili raznolikosti konzumirane hrane, da bude primoran da smanji unos hrane smanjenjem porcija ili preskakanjem obroka, sve do ekstremnog stanja nemogućnosti za pristup bilo kojoj hrani tijekom čitavog dana.

Stanja poput ovih čine osnovu skale za mjerenje nesigurnosti hrane temeljene na iskustvu. Kada se analiziraju pomoću pouzdanih statističkih metoda temeljenih na teoriji odgovora na stavke, podaci prikupljeni putem takvih skala daju osnovu za izračun teorijski konzistentnih mjera rasprostranjenosti nesigurnosti hrane, međunarodno uporedivih. Ozbiljnost stanja nesigurnosti hrane mjereno ovim indikatorom stoga izravno odražava stupanj nemogućnosti kućanstava ili pojedinaca da redovito pristupaju hrani koja im je potrebna.

SDG 2.2.1. Prevalencija zaostajanja u razvoju (visina za uzrast <-2 standardne devijacije od srednje vrijednosti prema standardima Svjetske zdravstvene organizacije (WHO)) među djecom mlađom od 5 godina

Serija: Udio djece mlađe od 5 godina, umjereno ili ozbiljno zaostale u razvoju (2000.-2022. %)

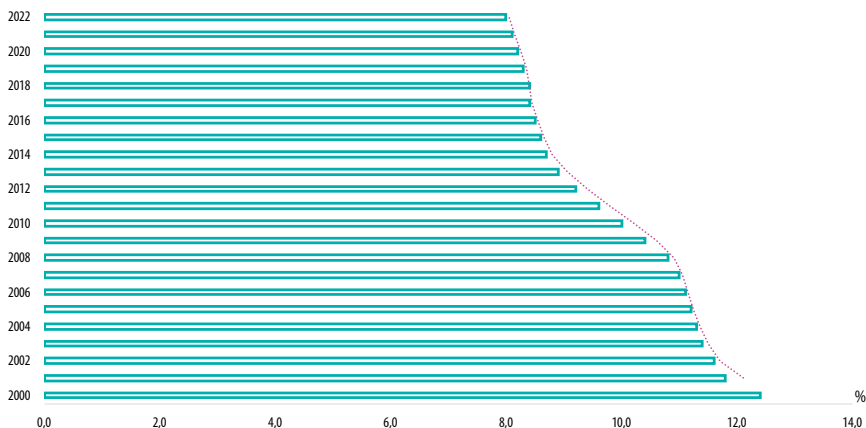
Procjene pokazuju da u 2022 godini u Bosni i Hercegovini 8,0% djece mlađe od 5 godina, umjereno ili ozbiljno zaostaje u razvoju. To je manje za 35,5% u odnosu na 2000. godinu, kada je taj postotak iznosio 12,4%.

Extensive research has demonstrated that the inability to access food results in a series of experiences and conditions that are fairly common across cultures and socio-economic contexts and that range from being concerned about the ability to obtain enough food, to the need to compromise on the quality or the diversity of food consumed, to being forced to reduce the intake of food by cutting portion sizes or skipping meals, up to the extreme condition of feeling hungry and not having means to access any food for a whole day. Typical conditions like these form the basis of an experience-based food insecurity measurement scale. When analyzed through sound statistical methods rooted in Item Response Theory, data collected through such scales provide the basis to compute theoretically consistent, cross-country comparable measures of the prevalence of food insecurity. The severity of the food insecurity condition as measured by this indicator thus directly reflects the extent of households' or individuals' inability to regularly access the food they need.

SDG 2.2.1 Prevalence of stunting (height for age <-2 standard deviation from the median of the World Health Organization (WHO) Child Growth Standards) among children under 5 years of age

Series: Proportion of children under 5 years of age, moderately or severely stunted (2000-2022,%)

Estimates show that in Bosnia and Herzegovina, in 2022, 8.0% of children under the age of 5 are moderately or severely stunted, which is 35.5% less than in 2000, when that percentage was 12.4%



Izvor: Zajedničke procjene pothranjenosti djece (izdanje 2023.), Dječiji fond Ujedinjenih naroda (UNICEF), Svjetska zdravstvena organizacija (WHO) i Grupa Svjetske banke.

Source: Joint Child Malnutrition Estimates (2023 Edition), United Nations Children's Fund (UNICEF), World Health Organisation (WHO) and the World Bank Group.

SDG 2.2.2. Prevalencija pothranjenosti (težina prema visini >+2 ili <-2 standardne devijacije od medijana prema Standardu rasta djece Svjetske zdravstvene organizacije (WHO) među djecom mlađom od 5 godina, prema vrsti (pothranjenost i prekomjerna težina)

Serija: Udio djece sa umjerenom ili ozbiljnom prekomjernom tjelesnom težinom (%)

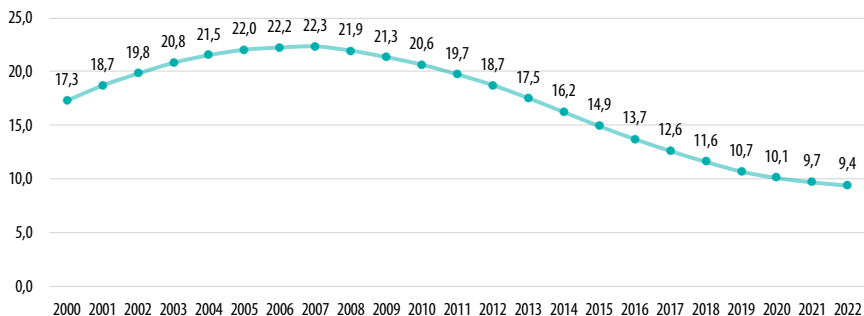
Procjene pokazuju da u Bosni i Hercegovini je 2022. godine, 9,4% djece mlađe od 5 godina, umjereno ili ozbiljno ima prekomjernu tjelesnu težinu, što je manje za 45,7% u odnosu na 2000. godinu, kad je taj postotak iznosio 17,3%

SDG 2.2.2 Prevalence of malnutrition (weight for height >+2 or <-2 standard deviation from the median of the WHO Child Growth Standards) among children under 5 years of age, by type (wasting and overweight)

Series: Proportion of children moderately or severely overweight (%).

Estimates show that in Bosnia and Herzegovina, in 2022, 9.4% of children under the age of 5 are moderately or severely overweight which is 45.7% less than in 2000, when that percentage was 17.3%.

INDIKATORI CILJEVA ODRŽIVOG RAZVOJA INDICATORS OF SUSTAINABLE DEVELOPMENT GOALS



Izvor: Zajedničke procjene pothranjenosti djece (izdanje 2023), Dječiji fond Ujedinjenih naroda (UNICEF), Svjetska zdravstvena organizacija (WHO) i Grupa Svjetske banke.

Source: *Joint Child Malnutrition Estimates (2023 Edition)*, United Nations Children's Fund (UNICEF), World Health Organisation (WHO) and the World Bank Group.

ZDRAVLJE I BLAGOSTANJE
GOOD OD HEALTH AND
WELL-BEING

SDG 3.1.1. Stopa smrtnosti majki (na 100.000 živorođenih) (2000-2020, %)

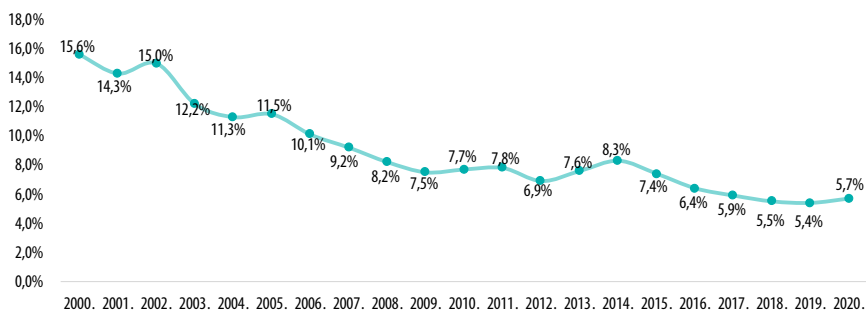
U Bosni i Hercegovini stopa smrtnosti majki na 100.000 živorođene djece u 2020. godini iznosila je 5,7%.

Stopa smrtnosti majki (MMR) se definira kao broj smrtnih slučajeva majki tijekom datog vremenskog razdoblja na 100.000 živorođenih, tijekom istog vremenskog razdoblja. Stopa prikazuje rizik od smrti majki u odnosu na broj živorođenih i u suštini obuhvata rizik od smrti u jednoj trudnoći (povezan sa jednim živorođenim).

SDG 3.1.1 Maternal mortality ratio (per 100,000 live births) (2000-2020, %)

In Bosnia and Herzegovina, the Maternal mortality ratio per 100,000 live births in 2020 was 5.7%.

The maternal mortality ratio (MMR) is defined as the number of maternal deaths during a given time period per 100,000 live births during the same time period. It depicts the risk of maternal death relative to the number of live births and essentially captures the risk of death in a single pregnancy (proxied by a single live birth).



Izvor: Procjene Svjetske zdravstvene organizacije, UNICEF-a, UNFPA, Grupe Svjetske banke i UNDESA / Odjeljenja za stanovništvo. Ženeva, Svjetska zdravstvena organizacija 2023.

Source: Estimates by WHO, UNICEF, UNFPA, World Bank Group and UNDESA / Population Division. Geneva, World Health Organization 2023

SDG 3.2.1. Stopa smrtnosti djece ispod 5 godina na 1.000 živorođenih

Seriya: Stopa smrtnosti dojenčadi na 1.000 živorođenih (%).

U Bosni i Hercegovini stopa smrtnosti dojenčadi, na 1.000 živorođenih u 2021. godini iznosila je 4,8%.

Stopa smrtnosti dojenčadi predstavlja odnos između broja umrle dojenčadi i broja živorođenih iste godine, računato na 1000 živorođenih.

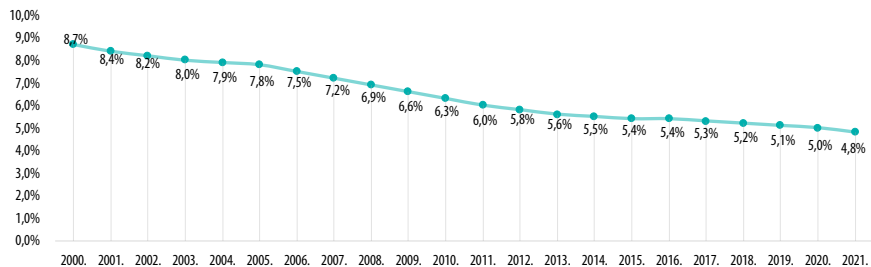
SDG 3.2.1 Under-5 mortality rate per 1,000 live births

Series: Infant mortality rate deaths per 1,000 live births (%).

In Bosnia and Herzegovina, the infant mortality rate per 1,000 live births in 2021 was 4.8%.

Infant mortality rate is the ratio between the number of dead infants and the number of live-born children in a given year per per 1000 live-born children

INDIKATORI CILJEVA ODRŽIVOG RAZVOJA INDICATORS OF SUSTAINABLE DEVELOPMENT GOALS



Izvor: Međuagencijska grupa Ujedinjenih naroda za procjenu smrtnosti djece (UN IGME), 2023.
Source: United Nations Inter-agency Group for Child Mortality Estimation (UN IGME), 2023.

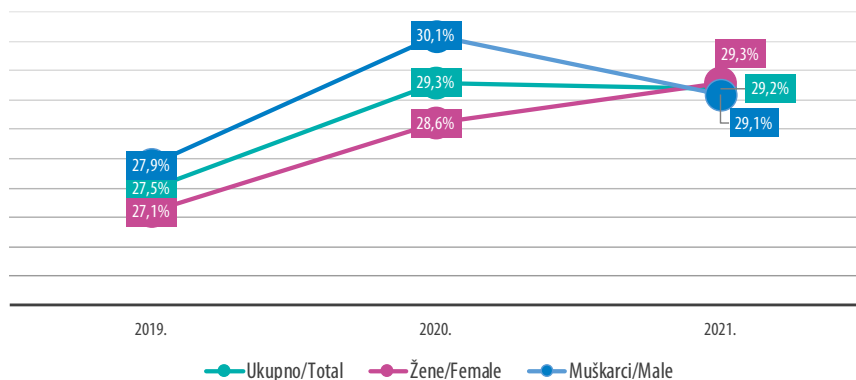
KVALITETNO OBRAZOVANJE
QUALITY EDUCATION

SDG 4.2.2. Stopa učešća u organiziranom učenju (godinu dana prije zvanične dobi za polazak u osnovnu školu), po spolu (%)

Prema podacima za 2021. godinu, 29,2% djece sudjelovalo u jednom ili više organiziranih programa učenja, godinu dana prije zvanične starosne dobi za polazak u osnovnu školu.

SDG 4.2.2 Participation rate in organized learning (one year before the official primary entry age), by sex (%)

According to data for 2021, 29.2% of children participated in organized learning (one year before the official primary entry age).



Izvor: UNESCO institut za statistiku
Source: UNESCO Institute for Statistics

SDG 4.b.1. Obujam zvaničnih tokova razvojne pomoći za stipendije

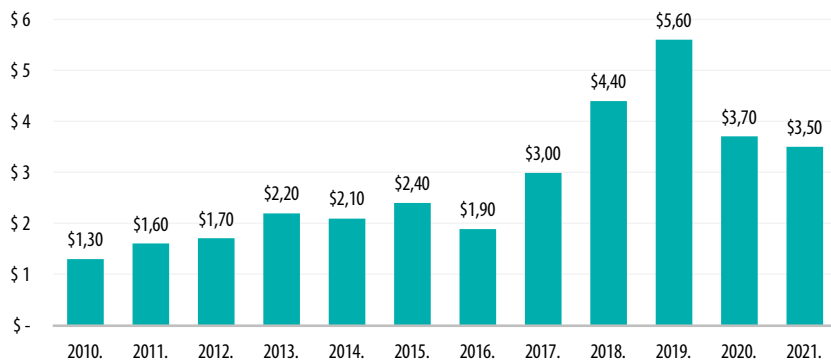
Razvojna pomoć za stipendije u Bosni i Hercegovini iznosila je 3,5 milijuna dolara u 2021. godini, što je smanjenje za 5,4% u odnosu na 2020. godinu.

SDG 4.b.1 Total official flows for scholarships, (millions of constant 2021 United States dollars)

Development aid for scholarships in Bosnia and Herzegovina amounted to 3.5 million dollars in 2021, a decrease of 5.4% compared to 2020.

INDIKATORI CILJEVA ODRŽIVOG RAZVOJA INDICATORS OF SUSTAINABLE DEVELOPMENT GOALS

(konstantni američki dolar 2021, milion /constant 2021 US \$, millions)



Izvor: Organizacija za ekonomsku suradnju i razvoj (OECD)

Source: Organisation for Economic Co-operation and Development (OECD)

RODNA RAVNOPRAVNOST
GENDER EQUALITY

SDG 5.5.1: Udio mjesta koje imaju žene u (a) nacionalnim parlamentima i (b) lokalnim samoupravama

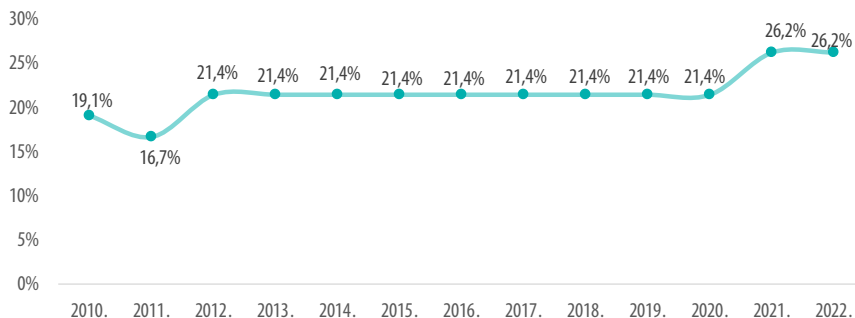
Seriya: Udio mjesta koje imaju žene u nacionalnim parlamentima (% od ukupnog broja mjesta)

Udio mjesta koje imaju žene u nacionalnim parlamentima iznosio je 26,2% u 2022. godini, što je povećanje za 4,8% u odnosu na 2020. Da bi se ostvarilo jednako učešće treba da se dostigne postotak od 50%.

SDG 5.5.1 Proportion of seats held by women in (a) national parliaments and (b) local governments

Series: Proportion of seats held by women in national parliaments (% of total number of seats)

The proportion of seats held by women in national parliaments was 26.2% in 2022, which is 4.8% higher than in 2020. In order to achieve an equal percentage share, it needs to be 50%.



Izvor: Interparlamentarna unija (IPU)
Source: Inter-Parliamentary Union (IPU)

SDG 5.5.2. Udio žena na rukovodećim radnim mjestima

Seriya: Udio žena na rukovodećim pozicijama - 13. ICLS (%)

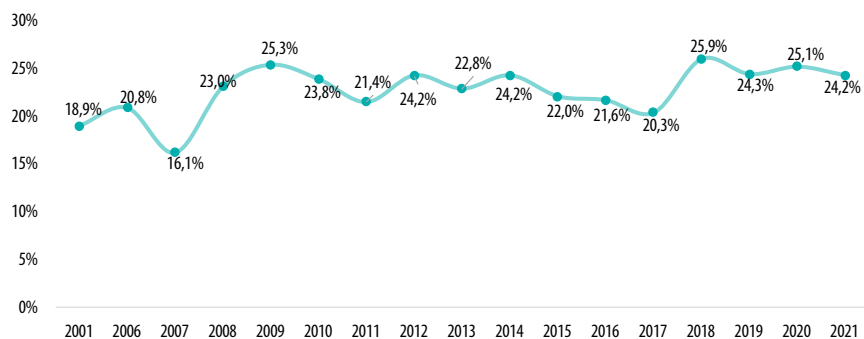
Udio žena na rukovodećim položajima u Bosni i Hercegovini iznosio je 24,2% u 2021. godini, što je smanjenje za 3,6% u odnosu na 2020. Da bi se ostvarilo jednako učešće postotak treba da dostigne 50%.

SDG 5.5.2 Proportion of women in managerial positions

Series: Proportion of women in managerial positions - 13th ICLS (%)

The proportion of women in managerial positions in Bosnia and Herzegovina was 24.2% in 2021, a fall of 3.6% compared to 2020. In order to achieve an equal percentage share, it needs to be 50%.

INDIKATORI CILJEVA ODRŽIVOG RAZVOJA INDICATORS OF SUSTAINABLE DEVELOPMENT GOALS



Izvor: Interparlamentarna unija (IPU)
Source: Inter-Parliamentary Union (IPU)

**ČISTA VODA I
SANITARNI USLOVI**
*CLEAN WATER
AND SANITATION*

SDG 6.3.1 Udio sigurno tretiranih tokova kućnih i industrijskih otpadnih voda

Serijski: Udio sigurno tretiranih tokova otpadnih voda iz kućanstava (%)
U 2022. godini u Bosni i Hercegovini je tretirano 65,3% tokova otpadnih voda iz kućanstava.

Otpadne vode iz kućanstava: Otpadne vode iz stambenih naselja koje nastaju pretežno ljudskim metabolizmom i aktivnostima u kućanstvu.

SDG 6.3.1: Proportion of domestic and industrial wastewater flows safely treated

Series: Proportion of safely treated domestic wastewater flows (%)
In 2022, in Bosnia and Herzegovina, 65.3% of domestic wastewater flows were treated.

Domestic wastewater: Wastewater from residential settlements that originates predominantly from human metabolism and household activities.



Izvor: Svjetska zdravstvena organizacija (WHO)
Source: World Health Organization (WHO)

SDG 6.3.2 Udio vodnih površina sa dobrim kvalitetom vode

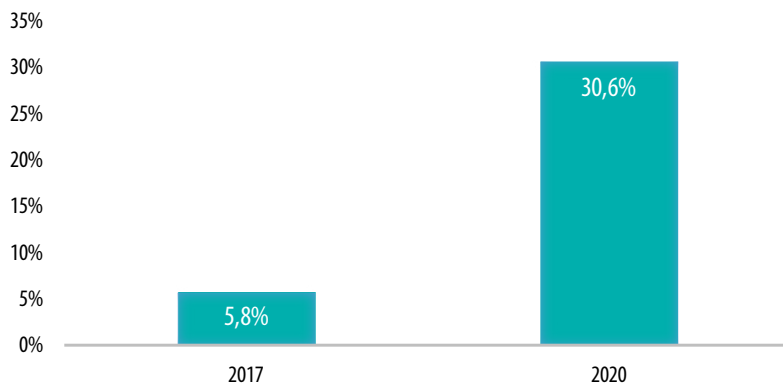
Serijski: Udio vodnih tijela sa dobrim kvalitetom ambijentalne vode (%)
Udio vodnih tijela sa dobrim kvalitetom ambijentalne vode u Bosni i Hercegovini, prema posljednjim dostupnim podacima iz 2020. godine, iznosio je 30,6%.
Indikator se izračunava kao proporcija broja vodnih tijela koja su klasificirana kao dobrog kvaliteta (tj. sa najmanje 80% usklađenosti) prema ukupnom broju procijenjenih vodnih tijela, izraženo u postotcima.

SDG 6.3.2 Proportion of bodies of water with good ambient water quality

Series: Proportion of bodies of water with good ambient water quality (%)
According to the latest available data from 2020, the proportion of water bodies with good ambient water quality in Bosnia and Herzegovina was 30.6%.
The indicator is calculated as the proportion of the number of water bodies that are classified as good quality (ie with at least 80% compliance) to the total number of assessed water bodies, expressed as a percentage.

INDIKATORI CILJEVA ODRŽIVOG RAZVOJA

INDICATORS OF SUSTAINABLE DEVELOPMENT GOALS



Izvor: Ministarstvo vanjske trgovine i ekonomskih odnosa Bosne i Hercegovine, UNEP
Source: Ministry of Foreign Trade and Economic Relations of Bosnia and Herzegovina, UNEP

**PRISTUPAČNA ENERGIJA
IZ ČISTIH IZVORA**
*AFFORDABLE AND
CLEAN ENERGY*

SDG 7.a.1 Međunarodni finansijski tokovi prema zemljama u razvoju kao podrška istraživanju i razvoju čiste energije i proizvodnji obnovljive energije, uključujući hibridne sustave

Serija: Međunarodni finansijski tokovi prema zemljama u razvoju kao podrška istraživanju i razvoju čiste energije i proizvodnji obnovljive energije, uključujući hibridne sustave (milijuni stalnih američkih dolara 2020.)

Prema posljednjim dostupnim podacima iz 2021. godine, ukupni međunarodni finansijski tokovi za podršku istraživanju i razvoju čiste energije i proizvodnji obnovljive energije za Bosnu i Hercegovinu je iznosio je 0,4 milijuna američkih dolara.

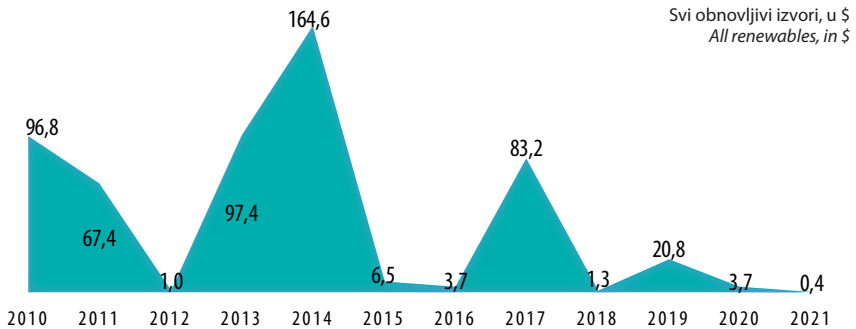
Finansijski tokovi koje pokriva OECD definirani su kao svi zvanični zajmovi, grantovi i kapitalne investicije koje primaju zemlje na DAC listi primatelja ODA od stranih vlada i multilateralnih agencija, u svrhu istraživanja i razvoja čiste energije i proizvodnje obnovljive energije, uključujući u hibridne sustave.

SDG 7.a.1 International financial flows to developing countries in support of clean energy research and development and renewable energy production, including in hybrid systems

Series: International financial flows to developing countries in support of clean energy research and development and renewable energy production, including in hybrid systems (millions of constant 2020 United States dollars)

According to the latest available data from 2021, the total international financial flows to support research and development of clean energy and the production of renewable energy for Bosnia and Herzegovina amounted to 0.4 million US dollars.

The flows covered by the OECD are defined as all official loans, grants and equity investments received by countries on the DAC List of ODA Recipients from foreign governments and multilateral agencies, for the purpose of clean energy research and development and renewable energy production, including in hybrid systems.



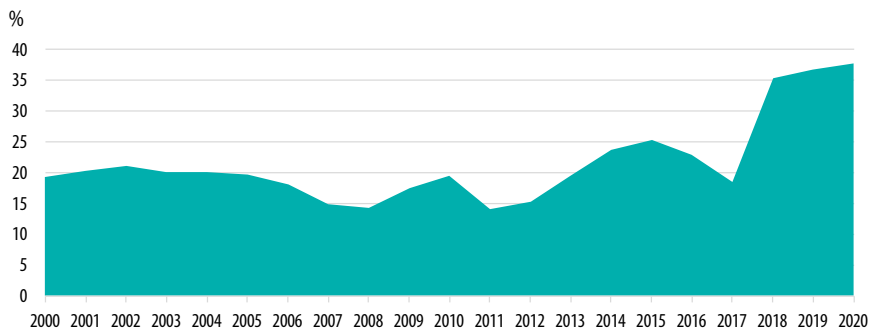
Izvor: Statistička baza podataka, 2023., Organizacija za ekonomsku suradnju i razvoj (OECD) i Baza podataka javnih financija IRENA, 2023., Međunarodna agencija za obnovljivu energiju (IRENA)
Source: Statistics Database, 2023, The Organisation for Economic Co-operation and Development (OECD) and IRENA Public Finance Database, 2023, The International Renewable Energy Agency (IRENA)

SDG 7.2.1. Udio obnovljivih izvora energije u ukupnoj finalnoj potrošnji energije (2000.-2020. %)

Prema posljednjim dostupnim podacima iz 2020. godine udio obnovljivih izvora energije u ukupnoj finalnoj potrošnji energije u Bosni i Hercegovini je iznosio 37,7%, što je povećanje za 2,4% u odnosu na 2019. godinu.

SDG 7.2.1 Renewable energy share in the total final energy consumption (2000-2020, %)

According to the latest available data from 2020, the renewable energy share in the total final energy consumption in Bosnia and Herzegovina was 37.7%, and increased by 2.4% compared to 2019.



Izvor: IEA (2022), Svjetski energetske bilanci
Source: IEA (2022), World Energy Balances

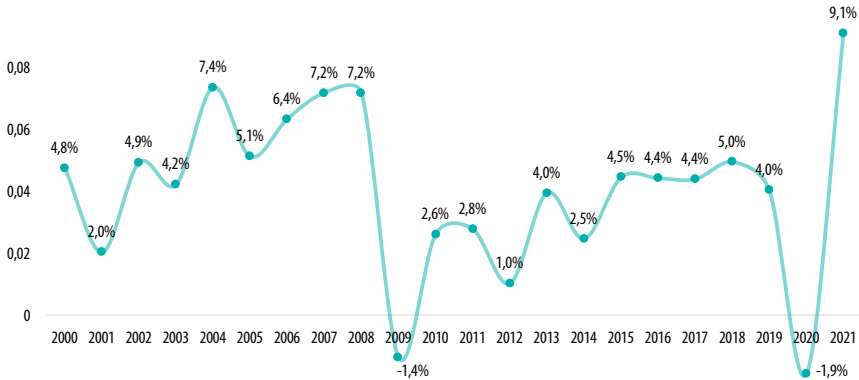
**DOSTOJANSTVEN RAD I
EKONOMSKI RAST**
*DECENT WORK AND
ECONOMIC GROWTH*

SDG 8.1.1. Godišnja stopa rasta realnog BDP-a po glavi stanovnika (2000.-2021. %)

SDG 8.2.1 Annual growth rate of real GDP per capita (%) (2000-2021, %)

Stopa godišnjeg rasta realnog BDP-a po glavi stanovnika u 2021. godini iznosila je 9,1%, što je veće za 11,0% u odnosu na 2020.

The annual growth rate of real GDP per capita in 2021 was 9.1%, which is higher by 11.0% compared to 2020.



Izvor: Ujedinjeni narodi, Odjel za ekonomske i socijalne poslove, Odjel za statistiku (AMA)
Source: United Nations, Department of Economic and Social Affairs, Statistics Division (AMA)

SDG 8.4.2. Domaća potrošnja materijala, domaća potrošnja materijala po stanovniku i domaća potrošnja materijala po BDP-u

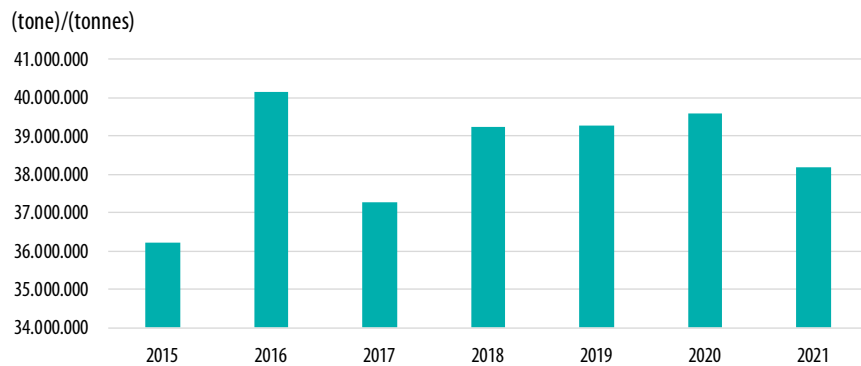
SDG 8.4.2 Domestic material consumption, domestic material consumption per capita, and domestic material consumption per GDP

Seriya: Potrošnja domaćih materijala (tone)

Series: Domestic material consumption (tonnes)

Ekonomija Bosne i Hercegovine je u 2021. godini utrošila 38,2 milijuna tona prirodnih resursa, što je za 5,4% više u odnosu na bazu 2015. godinu.

The economy of Bosnia and Herzegovina, referent 2021, consumed 38.2 million tons of natural resources, which is 5.4% more compared to the base year 2015.



Izvor: EUROSTAT
Source: EUROSTAT

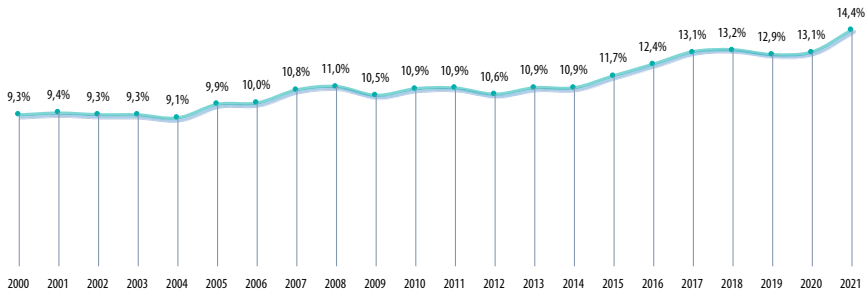
**INDUSTRIJA, INOVACIJE
I INFRASTRUKTURA**
*INDUSTRY, INNOVATION
AND INFRASTRUCTURE*

SDG 9.2.1. Dodatna vrijednost prerađivačke industrije kao udio BDP-a i po glavi stanovnika

Serijs: Dodatna vrijednost proizvodnje (tekući američki dolari) kao udio BDP-a (%)
Dodatna vrijednost u proizvodnji kao udio u BDP-u u 2021. godini iznosila je 14,4%.

SDG 9.2.1. Manufacturing value added as a proportion of GDP and per capita

Series: Manufacturing value added (current United States dollars) as a proportion of GDP (%)
Value added in production as a proportion of GDP amounted to 14,4% in 2021.



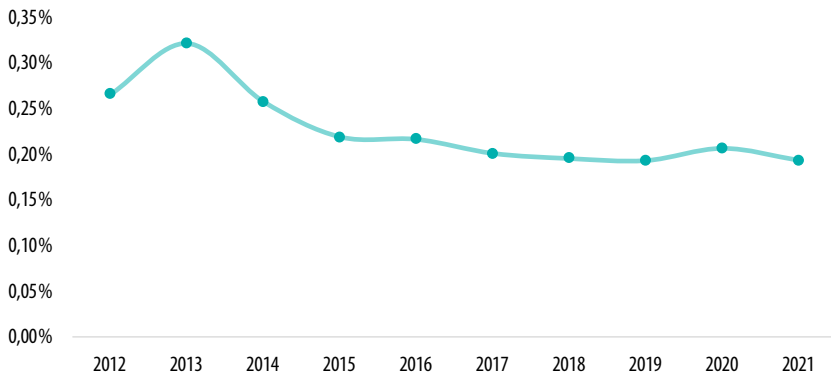
Izvor: Organizacija Ujedinjenih naroda za industrijski razvoj (UNIDO)
Source: United Nations Industrial Development Organization (UNIDO)

SDG 9.5.1. Izdaci za istraživanje i razvoj kao udio u BDP-u (%)

Izdaci za istraživanje i razvoj u 2021. godini iznosili su 0,2 % BDP-a u Bosni i Hercegovini.

SDG 9.5.1. Research and development expenditure as a proportion of GDP (%)

Research and development expenditure in 2021 amounted to 0.2% of GDP in Bosnia and Herzegovina

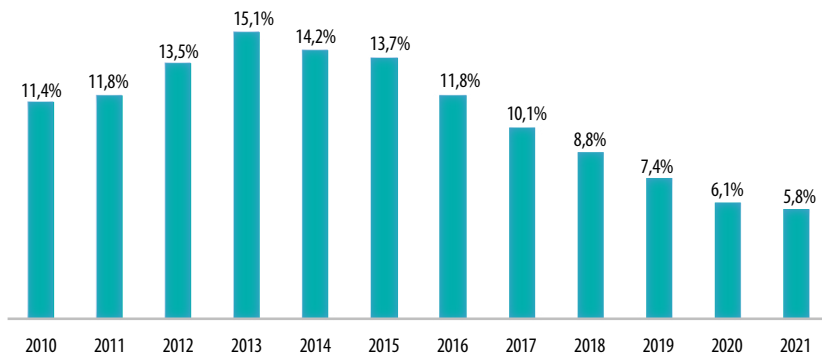


Izvor: UNESCO institut za statistiku
Source: UNESCO Institute for Statistics

**SMANJENJE
NEJEDNAKOSTI**
REDUCED INEQUALITIES

SDG 10.5.1. Indikatori finansijske stabilnosti

Seriya: Nenaplativi krediti prema ukupnim bruto kreditima (%)
Nenaplativi krediti prema ukupnim bruto kreditima u 2021. godini iznosili su 5,8%.



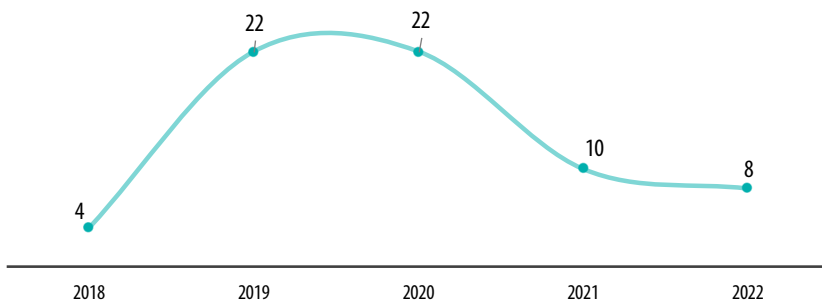
Izvor: Međunarodni monetarni fond (MMF)
Source: International Monetary Fund (IMF)

SDG 10.5.1 Financial Soundness Indicators (FSIs) (%)

Series: Non-performing loans to total gross loans (%)
Non-performing loans to total gross loans in 2021 amounted to 5.8%.

10.7.3. Broj ljudi koji su umrli ili nestali u procesu migracije prema međunarodnoj destinaciji

Seriya: Ukupan broj smrtnih slučajeva i nestanaka zabilježeni tijekom migracije (broj)
Na području Bosne i Hercegovine u 2022. godini zabilježeno je 8 smrtnih slučajeva i nestanaka tijekom migracija.



Izvor: IOM projekat nestalih migranata
Source: IOM Missing Migrant Project

SDG 10.7.3 Number of people who died or disappeared in the process of migration towards an international destination

Series: Total deaths and disappearances recorded during migration (number)
On the territory of Bosnia and Herzegovina in 2022, 8 deaths and disappearances were recorded during migration

**ODRŽIVI GRADOVI
I ZAJEDNICE**
*SUSTAINABLE CITIES
AND COMMUNITIES*

SDG 11.2.1. Udio stanovništva sa adekvatnim pristupom javnom prijevozu, prema spolu, dobi i invaliditetu

Serija: Udio stanovništva koji ima povoljan pristup javnom prijevozu (%)

Ovaj indikator prati udio stanovništva koje ima adekvatan pristup javnom prijevozu. Pristup javnom prijevozu se smatra adekvatnim, povoljnim kada je stajalište dostupno na pješačkoj udaljenosti duljine ulične mreže od 500 m od referentne točke kao što je kuća, škola, radno mjesto, pijaca, itd. do sustava javnog prijevoza niskog kapaciteta (npr. autobus, autobuski brzi prijevoz) i/ili 1 km. do sustava velikog kapaciteta (npr. željeznica, metro, trajekt). Dodatni kriteriji za definiranje prikladnog javnog prijevoza uključuju:

a. Javni prijevoz dostupan svim korisnicima sa posebnim potrebama, uključujući i one koji su fizički, vidno i/ili oštećeni sluhom, kao i osobe sa privremenim invaliditetom, starije osobe, djecu i druge osobe u ugroženim situacijama;

b. Javni prijevoz sa čestim prijevozom u vrijeme najvećeg transporta;

c. Stajališta predstavljaju sigurno i udobno okruženje postaje.

Podaci pokazuju da u Bosni i Hercegovini, od četiri grada koja se prate, građani Zenice imaju najpovoljniji javni prijevoz. Naime, 84,3% građana Zenice ima adekvatan pristup javnom prijevozu.

SDG 11.2.1 Proportion of population that has convenient access to public transport, by sex, age and persons with disabilities

Series: Proportion of population that has convenient access to public transport (%)

This indicator monitors the proportion of the population that has convenient access to public transport. Access to public transport is considered convenient when a stop is accessible within walking distance along the street network of 500 m from a reference point such as a home, school, workplace, market, etc. to a low-capacity public transport system (e.g. bus, Bus Rapid Transit) and/or 1 km to a high-capacity system (e.g. rail, metro, ferry).

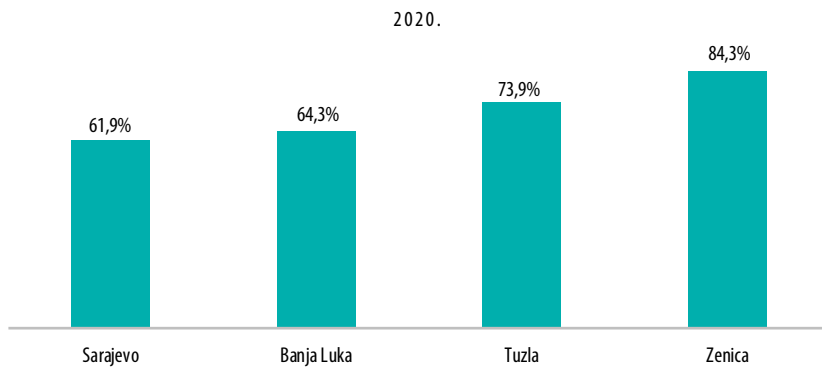
Additional criteria for defining convenient public transport include:

a. Public transport accessible to all special-needs customers, including those who are physically, visually, and/or hearing-impaired, as well as those with temporary disabilities, the elderly, children, and other people in vulnerable situations.

b. Public transport with frequent service during peak travel times

c. Stops present a safe and comfortable station environment

The data show that in Bosnia and Herzegovina, of the four monitored cities, the citizens of Zenica have the most convenient public transport. Namely, 84.3% of the citizens of Zenica have convenient access to public transport.



Izvor: Europsko povjerenstvo DG REGIO, UN-Habitat baza podataka urbanih indikatora
Source: European Commission DG REGIO, UN-Habitat Urban Indicators Database

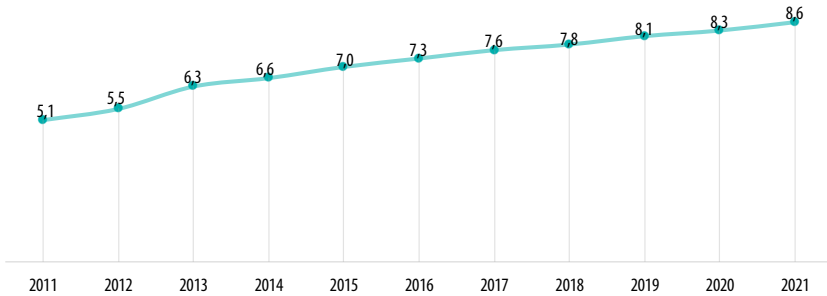
**ODGOVORNA POTROŠNJA
I PROIZVODNJA**
*RESPONSIBLE
CONSUMPTION AND
PRODUCTION*

SDG 12.4.2 (a) Količina proizvedenog opasnog otpada po glavi stanovnika; i (b) udio tretiranog opasnog otpada prema vrsti tretmana

Seriya: Generirani elektronički otpad, po glavi stanovnika (kg)*
Godišnja količina e-otpada po glavi stanovnika je u porastu i u 2021. godini je veća za 3,6% u odnosu na 2020. godinu.

SDG 12.4.2: (a) Hazardous waste generated per capita; and (b) proportion of hazardous waste treated, by type of treatment

Series: Electronic waste generated, per capita (kg)*
The average annual amount of e-waste per capita is constantly growing, in 2021 it is higher by 3.6% compared to 2020.



Izvor: Agencija za statistiku BiH
Source: Agency for Statistics of BiH

* Podaci Agencije za statistiku Bosne i Hercegovine o broju stanovnika u Bosni i Hercegovini (Popis 2013. i procjene o broju stanovnika 2014.-2021.)

* Data from the Agency for Statistics of Bosnia and Herzegovina on the population in Bosnia and Herzegovina (Census 2013 and estimates of number population 2014-2021)

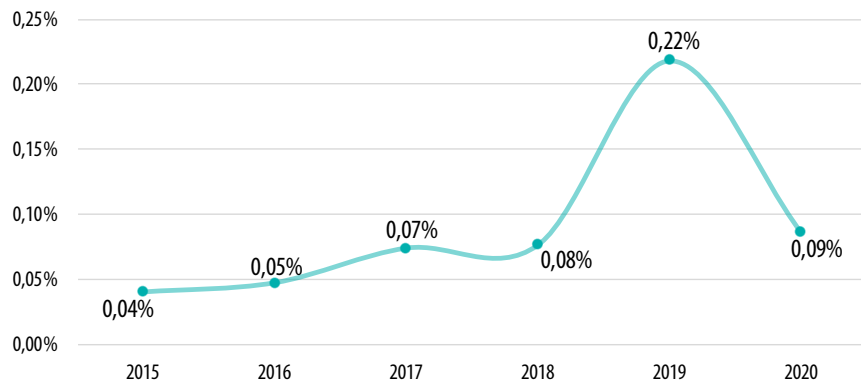
SDG 12.c.1. Iznos subvencija za fosilna goriva (proizvodnja i potrošnja) po jedinici BDP-a)

Seriya: Subvencije za fosilna goriva (potrošnja i proizvodnja) kao udio ukupnog BDP-a (%)
U Bosni i Hercegovini iznos subvencija za fosilna goriva (proizvodnja i potrošnja) u 2020. godini je bio 0,09% od ukupnog BDP-a.

SDG 12.c.1 Amount of fossil-fuel subsidies per unit of GDP (production and consumption)

Series: Fossil-fuel subsidies (consumption and production) as a proportion of total GDP (%)
In Bosnia and Herzegovina, the amount of subsidies for fossil fuels (production and consumption) in 2020 was 0.09% of the total GDP.

INDIKATORI CILJEVA ODRŽIVOG RAZVOJA INDICATORS OF SUSTAINABLE DEVELOPMENT GOALS



Izvor: IEA baza podataka subvencija za fosilna goriva, OECD.Stat- Inventar mjera podrške za fosilna goriva i predložak energetske subvencije MMF-a (izračun prije oporezivanja)

Source: IEA fossil fuel subsidies database, OECD. Stat - Inventory of Support Measures for Fossil Fuels and IMF Energy Subsidies Template (pre - tax calculations)

OČUVANJE KLIME
CLIMATE ACTION

SDG 13.3.1. Mjera u kojoj su obrazovanje za (i) globalno građansko obrazovanje i (ii) održivi razvoj integrirani u (a) nacionalne obrazovne politike; (b) nastavne planove i programe; (c) obrazovanje nastavnika; i (d) ocjenjivanje studenata

Indikator 13.3.1 mjeri u kojem stupnju zemlje integriraju globalno građansko obrazovanje (GCED) i obrazovanje za održivi razvoj (ESD). Ovo je indikator karakteristika različitih aspekata obrazovnih sustava: obrazovne politike, nastavni planovi i programi, obuka nastavnika i ocjenjivanje sudionika prema izvješćima državnih službenika, idealno nakon konsultacija sa drugim vladinim ministarstvima, nacionalnim institutima za ljudska prava, obrazovnim sektorom i organizacijama civilnog društva. On mjeri ono što vlade namjeravaju, a ne ono što se primjenjuje u praksi u školama i učionicama.

Serijski: Stupanj do kojeg su globalno građansko obrazovanje i obrazovanje za održivi razvoj uključeni u ocjenjivanje učenika. Jedinica mjere: Indeks (između 0.000 i 1.000)

Indeks Bosne i Hercegovine za 2020. godinu, u primjeni globalnog građanskog obrazovanja i obrazovanja za održivi razvoj koji su uključeni u ocjenjivanje učenika, na skali od 0.000 do 1.000 iznosio je 0.583.

SDG 13.3.1 Extent to which (i) global citizenship education and (ii) education for sustainable development are mainstreamed in (a) national education policies; (b) curricula; (c) teacher education; and (d) student assessment

Indicator 13.3.1 measures the extent to which countries mainstream Global Citizenship Education (GCED) and Education for Sustainable Development (ESD) in their education systems. This is an indicator of characteristics of different aspects of education systems: education policies, curricula, teacher training and student assessment as reported by government officials, ideally following consultation with other government ministries, national human rights institutes, the education sector and civil society organizations. It measures what governments intend and not what is implemented in practice in schools and classrooms.

Series: The extent to which global citizenship education and education for sustainable development are mainstreamed in the student assessment. Unit of measure: Index (between 0.000 and 1.000)

The index of Bosnia and Herzegovina for the year 2020, in the application of global citizenship education and education for sustainable development, which are included in the evaluation of students, on a scale from 0.000 to 1.000, was 0.583.

INDEX 0,583

2020

Izvor: Državno izvješće o implementaciji Preporuke UNESCO-a iz 1974. o obrazovanju za međunarodno razumijevanje, suradnju i mir i obrazovanju u vezi sa ljudskim pravima i osnovnim slobodama.

Source: Country reports on the implementation of the UNESCO 1974 Recommendation concerning Education for International Understanding, Co-operation and Peace and Education relating to Human Rights and Fundamental Freedoms

OČUVANJE
VODENOG SVIJETA
LIFE BELOW WATER

SDG 14.6.1. Stupanj implementacije međunarodnih instrumenata usmjerenih na borbu protiv nelegalnog, neprijavljenog i nereguliranog ribolova

Serijski: Napredak zemalja u stupnju implementacije međunarodnih instrumenata koji imaju za cilj borbu protiv ilegalnog, neprijavljenog i nereguliranog ribolova (razina implementacije: 1- najniži do 5- najviši)

Bosna i Hercegovina za 2022. godinu je imala najnižu razinu implementacije (1), međunarodnih instrumenata koji imaju za cilj borbu protiv ilegalnog, neprijavljenog i nereguliranog ribolova.

SDG 14.6.1 Degree of implementation of international instruments aiming to combat illegal, unreported and unregulated fishing

Series: Progress by countries in the degree of implementation of international instruments aiming to combat illegal, unreported, and unregulated fishing (level of implementation: 1- lowest to 5- highest)

In 2022, Bosnia and Herzegovina had the lowest level of implementation (1), international instruments aimed at combating illegal, unreported and unregulated fishing.

2020



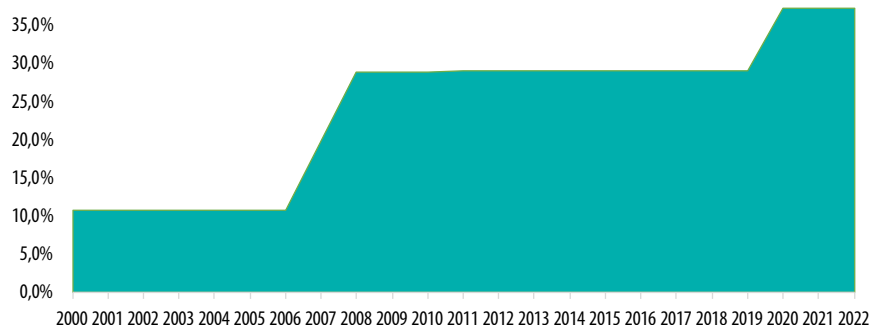
Izvor: Uпитnik o implementaciji Kodeksa ponašanja za odgovorno ribarstvo - Samoizvješćivanje države
Source: Questionnaire on the implementation of the Code of Conduct for Responsible Fisheries - Country self-reporting

**OČUVANJE ŽIVOTA
NA ZEMLJI**
LIFE ON LAND

SDG 15.1.2. Udio lokacija važnih za kopneni i slatkvodni biodiverzitet, koje su obuhvaćene zaštićenim područjima, prema vrsti ekosustava

Serija: Prosječan udio kopnenih ključnih područja biodiverziteta (KBA) pokrivenih zaštićenim područjima (%)

U Bosni i Hercegovini prosječan udio ključnih kopnenih područja biodiverziteta (KBA) pokrivenih zaštićenim područjima u 2022. iznosio je 37,1%.



Izvor: BirdLife International, IUCN and UNEP - WCMC (2023).
Source: BirdLife International, IUCN and UNEP - WCMC (2023).

SDG 14.6.1 Degree of implementation of international instruments aiming to combat illegal, unreported and unregulated fishing

Serija: Average proportion of Terrestrial Key Biodiversity Areas (KBAs) covered by protected areas (%)

In Bosnia and Herzegovina, 2022 average proportion of Terrestrial Key Biodiversity Areas (KBAs) covered by protected areas was 37,1%

SDG 15.a.1. (a) Zvanična razvojna pomoć za očuvanje i održivo korištenje biodiverziteta i ekosustava; i (b) ostvareni prihod i finansijska sredstva mobilizirana iz ekonomskih instrumenata važnih za biodiverzitet

Serija: Ukupna zvanična razvojna pomoć za biodiverzitet, po zemljama primateljima (konstantni američki dolar 2021, milijun)

Zvanična razvojna pomoć za očuvanje i održivo korištenje biodiverziteta definiranje kao bruto isplata ukupne zvanične razvojne pomoći (ODA), od svih donatora za biodiverzitet. Za Bosnu i Hercegovinu u 2021. godini ona je iznosila 4,7 milijuna američkih dolara.

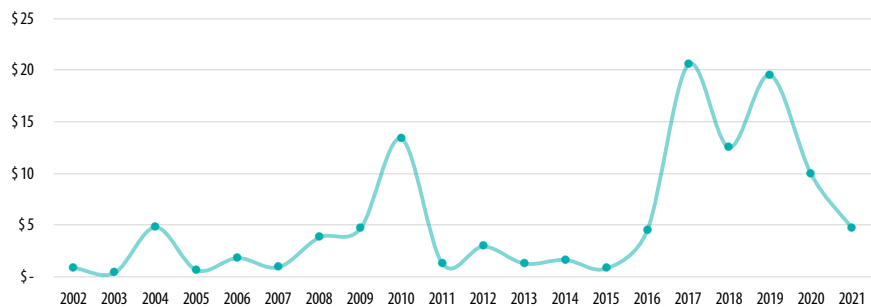
SDG 15.a.1 (a) Official development assistance on conservation and sustainable use of biodiversity; and (b) revenue generated and finance mobilized from biodiversity-relevant economic instruments

Serija: Total official development assistance for biodiversity, by recipient countries (millions of constant 2021 United States dollars).

In Official development, assistance on conservation and sustainable use of biodiversity is defined as gross disbursements of total Official Development Assistance (ODA) from all donors for biodiversity. For Bosnia and Herzegovina in 2021, it was 4.7 million US dollars.

INDIKATORI CILJEVA ODRŽIVOG RAZVOJA INDICATORS OF SUSTAINABLE DEVELOPMENT GOALS

(konstantni američki dolar 2021, milijun /constant 2021 US \$, millions)



Izvor: Organizacija za ekonomsku suradnju i razvoj (OECD)

Source: The Organisation for Economic Co-operation and Development (OECD)

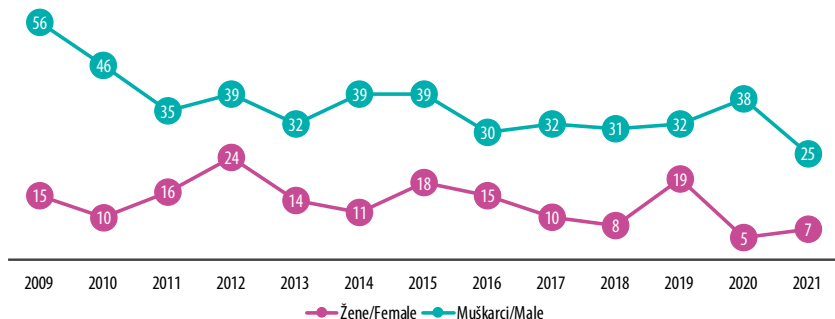
**MIR, PRAVDA I
SNAŽNE INSTITUCIJE**
PEACE AND JUSTICE
STRONG INSTITUTIONS

SDG 16.1.1. Broj žrtava ubojstava s predumišljajem, prema spolu

Broj žrtava ubojstava s predumišljajem u Bosni i Hercegovini u 2021. godini iznosio je 32, od toga je bilo 7 žena.

SDG 16.1.1 Number of victims of intentional homicide, by sex

Number of victims of intentional homicide in Bosnia and Herzegovina in 2020 was 32, of which 7 were women.



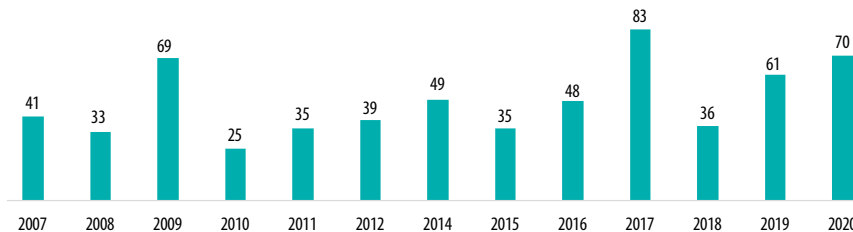
Izvor: Nacionalni podaci o kaznenom pravosuđu prikupljeni putem istraživanja Ujedinjenih naroda o trendovima kriminala i radu sustava kaznenog pravosuđa (UN-CTS)
Source: National Criminal Justice Data as Collected through the United Nations Surveys on Crime Trends and the Operations of Criminal Justice Systems (UN-CTS)

16.2.2. Broj žrtava trgovine ljudima na 100.000 stanovnika, prema spolu, starosti i obliku eksploatacije

Serijski: Otkrivene žrtve trgovine ljudima, po godinama i spolu (broj)
Broj otkrivenih žrtava trgovine ljudima u Bosni i Hercegovini u 2021. godini iznosio je 70, što je porast od 14,8% u odnosu na 2019. godinu.

SDG 16.1.1 Number of victims of intentional homicide, by sex

Series: Detected victims of human trafficking, by age and sex (number)
The number of detected victims of human trafficking in Bosnia and Herzegovina in 2021 was 70, which is an increase of 14.8% compared to 2019.



Izvor: Baza podataka GLOTIP
Source: GLOTIP Database

**PARTNERSTVOM
DO CILJEVA**
*PARTNERSHIPS TO
ACHIEVE THE GOAL*

SDG 17.1.1. Ukupni državni prihod kao udio u BDP-u, po izvoru

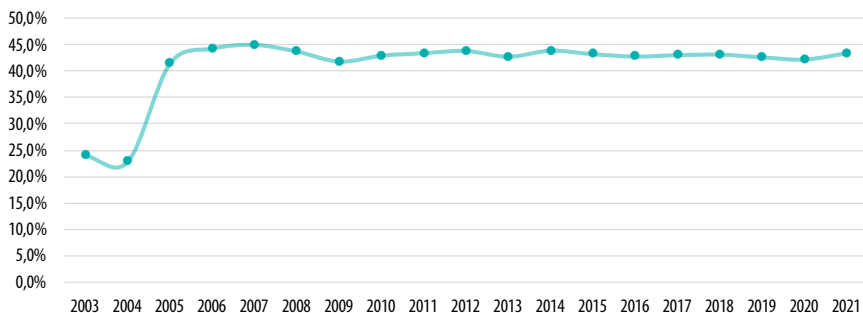
Serijs: Ukupni državni prihod (proračunska centralna vlada) kao udio BDP-a (%).

Ukupni državni prihod (proračunska centralna vlada) u 2021. godini, iznosio je 43,3% u udjelu BDP-a.

SDG 17.1.1. Total government revenue as a proportion of GDP, by source

Series: Total government revenue (budgetary central government) as a proportion of GDP (%).

The total government revenue (budgetary central government) in 2021 was 43.3% as a proportion of GDP.



Izvor: Međunarodni monetarni fond - MMF
Source: International Monetary Fund - IMF

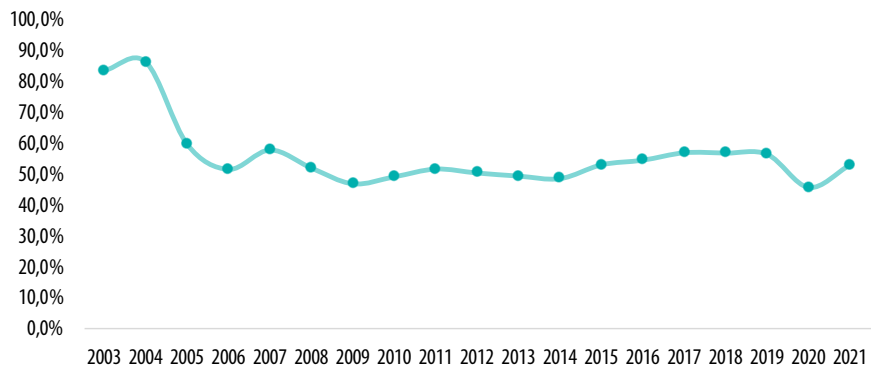
SDG 17.1.1. Udio domaćeg proračuna koji se financira domaćim porezima (%)

Precizna definicija indikatora je udio domaćih proračunskih rashoda centralne vlade koji se financiraju porezima. Prihode (i rashode) proračunske centralne vlade obično regulira i kontrolira ministarstvo financija, ili njegov funkcionalni ekvivalent, pomoću proračuna koji odobrava zakonodavno tijelo. Prema podacima Međunarodnog monetarnog fonda – MMF-a, udio proračuna centralne vlade koji se financira porezima za 2021. godinu iznosio je 53,1%.

SDG 17.1.2. Proportion of domestic budget funded by domestic taxes (%)

The precise definition of the indicator is the Proportion of domestic budgetary central government expenditure funded by taxes. The budgetary central government's revenue (and expense) are normally regulated and controlled by a ministry of finance, or its functional equivalent, by means of a budget approved by the legislature. According to data from the International Monetary Fund - IMF, the proportion central government's budget financed by taxes for 2021 was 53.1%.

INDIKATORI CILJEVA ODRŽIVOG RAZVOJA INDICATORS OF SUSTAINABLE DEVELOPMENT GOALS



Izvor: Međunarodni monetarni fond - MMF
Source: International Monetary Fund - IMF

