

TB 21

Tematski bilten
Thematic Bulletin
ISSN 1840-1058



Bosna i Hercegovina **Statistika za pokazatelje održivog razvoja**

*Bosnia and Herzegovina
Statistics for Sustainable
Development Goals*



Bosna i Hercegovina
Bosnia and Herzegovina



BHAS

**Agencija za statistiku
Bosne i Hercegovine**
*Agency for Statistics of
Bosnia and Herzegovina*



Sarajevo, 2021.

TB 21

Tematski bilten

Thematic Bulletin

ISSN 1840-1058

**STATISTIKA ZA POKAZATELJE
ODRŽIVOG RAZVOJA
BOSNA I HERCEGOVINA**
*STATISTICS FOR SUSTAINABLE
DEVELOPMENT GOALS
BOSNIA AND HERZEGOVINA*



Bosna i Hercegovina
Bosnia and Herzegovina



**Agencija za statistiku
Bosne i Hercegovine**
Agency for Statistics of
Bosnia and Herzegovina

Sarajevo, 2021

Izdaje i tiska: Agencija za statistiku Bosne i Hercegovine
Zelenih beretki 26, 71000 Sarajevo
Bosna i Hercegovina
Telefon: +387 33 91 19 11; Telefaks: +387 33 22 06 22
Elektronička pošta: bhas@bhas.gov.ba
Internetska stranica: www.bhas.gov.ba

Published: *Agency for Statistics of Bosnia and Herzegovina
Zelenih beretki 26, Sarajevo
Bosnia and Herzegovina*

Odgovara: v.d. ravnateljja Vesna Čužić
Person responsible: *Vesna Čužić, Actg. Dir.*

Pripremili: Ševala Korajčević, Alma Džananović, Azra Bećirović,
Dragan Jovović, Nermina Pozderac

Prepared by: *Ševala Korajčević, Alma Džananović, Azra Bećirović,
Dragan Jovović, Nermina Pozderac*

Lektura: Amra Kapetanović
Proofreading: *Amra Kapetanović*

Dizajn naslovnice: Lejla Rakić Bekić
Cover design: *Lejla Rakić Bekić*

Tehnička priprema: Larisa Hasanbegović
Pre-press and DTP: *Larisa Hasanbegović*

Predgovor

Na Samitu o održivom razvoju, koji je održan 25. rujna 2015. godine, države članice Ujedinjenih naroda usvojile su Program održivog razvoja do 2030. godine (Agenda 2030) kojim je definirano 17 ciljeva održivog razvoja za iskorjenjivanje siromaštva, neravnopravnosti i nepravde, kao i rješavanje pitanja klimatskih promjena do 2030. godine.

Ciljevi održivog razvoja predstavljaju plan za stvaranje bolje i održive budućnosti za cijeli svijet. Oni se bave globalnim izazovima sa kojima se suočavamo, uključujući one koji se odnose na siromaštvo, nejednakost, klimu, degradaciju okoliša, prosperitet, mir i pravdu.

Kako bi se moglo utvrditi ispunjavaju li se postavljeni ciljevi, definiran je set mjerljivih pokazatelja koji će omogućiti efikasno praćenje mjera pojedinih politika i oblikovati strategije s visokim stupnjem uspješnosti.

Prikazani su pojedini kontekstualni pokazatelji koji ukazuju na šire okolnosti u kojima se odvija mjerena aktivnost, operativni koji ukazuju na ključne elemente procesa implementacije mjere ili aktivnosti i pokazatelji koji ukazuju na rabljene resurse u implementaciji i njihove izravne i neizravne učinke.

Preface

At the Summit on Sustainable Development, held on 25th September 2015, the United Nations Member States adopted the Sustainable Development Program by 2030 (Agenda 2030) defining 17 goals of sustainable development for eradicating poverty, inequality and injustice, as well as addressing climate change issues by 2030.

The goals of sustainable development are a plan to create a better and sustainable future for the whole world. They are addressing the global challenges we face, including those related to poverty, inequality, climate, environmental degradation, prosperity, peace and justice.

In order to be able to confirm whether the goals set are being met, it was defined certain indicators according to which the results of individual policy measures and evaluated development strategies with a high degree of success will be evaluated.

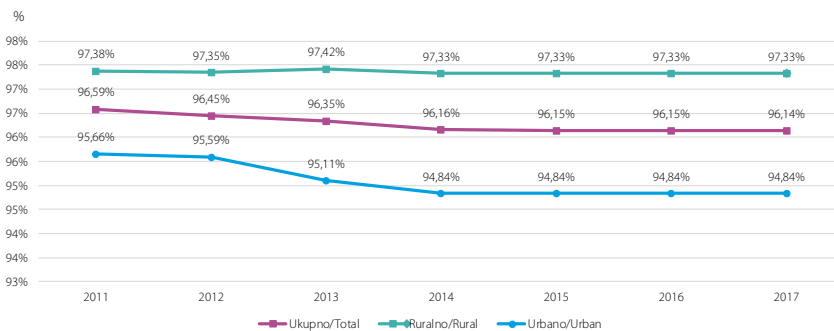
Some contextual indicators are shown which indicate the broader circumstances in which measured activity is performed, operational which indicate the key elements of the process of implementation of the measure or activity and indicators that indicate the resources used in the implementation and their direct and indirect effects.

SVIJET BEZ SIROMAŠTVA
NO POVERTY

1.4.1 Udio stanovništva koje koristi osnovne usluge pitke vode, prema lokaciji (2011.-2017., %) / Proportion of population using basic drinking water services, by location (2011-2017, %)

Udio stanovništva Bosne i Hercegovine koje koristi osnovne usluge pitke vode u 2017. godini iznosilo je 96,1%.

The proportion of the population in Bosnia and Herzegovina using basic drinking water services, was 96.1 % in 2017.

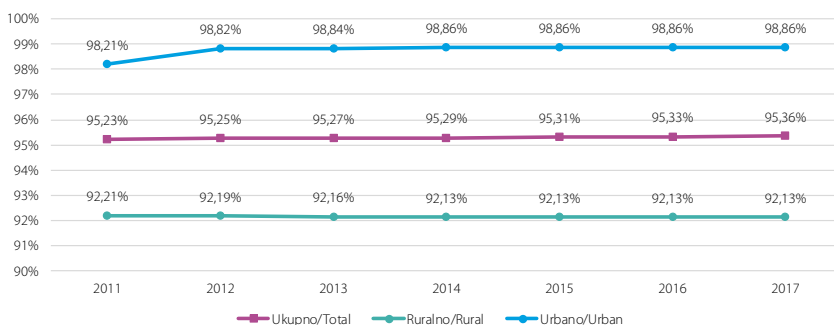


Izvor: UN-Habitat i Odjel za statistiku Ujedinjenih naroda (UNSD); Agencija za statistiku BiH
Source: UN-Habitat and United Nations Statistics Division (UNSD); Agency for statistics of BiH

1.4.1 Udio stanovništva koje koristi osnovne sanitarne usluge, prema lokaciji (2011.-2017., %) / Proportion of population using basic sanitation services, by location (2011-2017, %)

Na teritoriju Bosne i Hercegovine udio stanovništva koje koristi osnovne sanitarne usluge u 2017. godini bio je 95,4%.

In the territory of Bosnia and Herzegovina, the proportion of the population using basic sanitation services was 95.4 % in 2017.



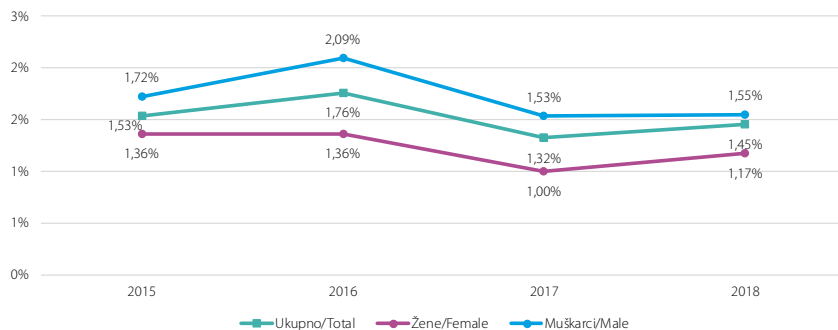
Izvor: UN-Habitat i Odjel za statistiku Ujedinjenih naroda (UNSD); Agencija za statistiku BiH
Source: UN-Habitat and United Nations Statistics Division (UNSD); Agency for statistics of BiH

SVIJET BEZ GLADI
ZERO HUNGER

2.1.2. Rasprostranjenost ozbiljne prehrabene nesigurnosti kod odrasle populacije, prema spolu (2015-2018, %) / *Prevalence of severe food insecurity in the adult population, by sex (2015-2018, %)*

Udio ozbiljne prehrabene nesigurnosti kod odrasle populacije u Bosni i Hercegovini iznosio je 1,5% u 2018. godini.

The proportion of the adult population suffering from severe food insecurity was 1.5 % in 2018.

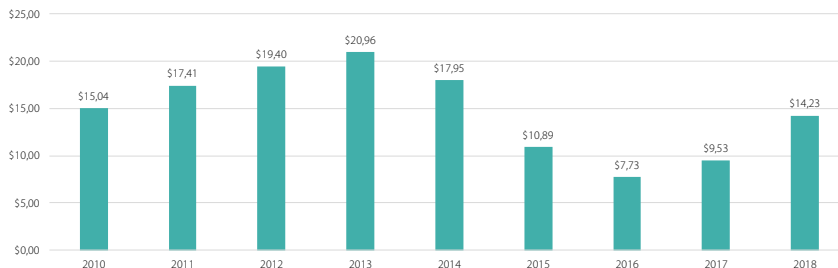


Izvor: Organizacija za hranu i poljoprivredu (FAO), Odjel za statistiku
 Source: Food and Agriculture Organization of the United Nations (FAO), Statistical Division

2.a.2. Ukupni zvanični tokovi (zvanična razvojna potpora plus drugi zvanični tokovi) u poljoprivrednom sektoru (2010.-2018., PPP 2018 \$, milijuni) / *Total official flows (official development assistance plus other official flows) to the agriculture sector (2010-2018, PPP 2018 \$, Millions)*

Razvojna pomoć za sektor poljoprivrede u Bosni i Hercegovini iznosila je 14,23 milijuna dolara u 2018. godini, što je više za 4,70 milijuna dolara u odnosu na 2017. godinu.

Development aid to the agricultural sector in Bosnia and Herzegovina amounted to 14.23 million dollars in 2018, which is 4.70 million dollars more than in 2017.

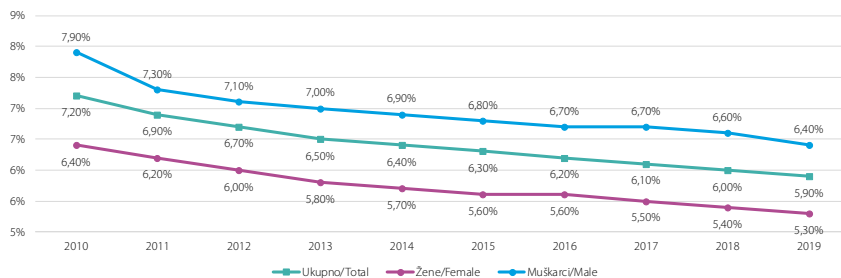


Izvor: Organizacija za ekonomsku suradnju i razvoj (OECD)
 Source: Organisation for Economic Co-operation and Development (OECD)

ZDRAVLJE I BLAGOSTANJE
GOOD OD HEALTH AND
WELL-BEING

3.2.1. Stopa smrtnosti djece, ispod 5 godina (smrtni slučajevi na 1.000 živorodenih) (2010-2019, %) / Infant mortality rate, under-five (deaths per 1,000 live births) (2010-2019, %)

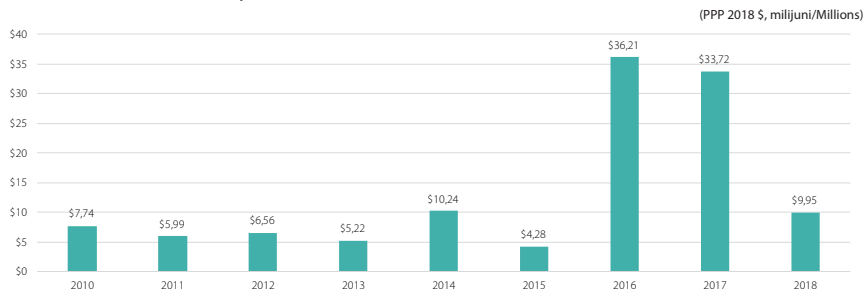
Gotovo svugdje u svijetu danas rođeno dijete ima veće šanse da preživi petu i više godina u poređenju sa 1990. godinom. Globalna stopa smrtnosti do pet godina opala je za 59% sa 93 umrlih na 1.000 živorodenih 1990. na 38 u 2019. godini. U Bosni i Hercegovini stopa smrtnosti u 2019. godini iznosila je 6,4%. /Almost everywhere in the world, a child born today has a better chance at surviving to age five and beyond than in 1990. The global under-five mortality rate declined by 59 per cent from 93 deaths per 1,000 live births in 1990 to 38 in 2019. In Bosnia and Herzegovina, the mortality rate in 2019 was 6.4%.



Izvor: Agencija za statistiku BiH
 Source: Agency for statistics of BiH

3.b.2. Ukupna neto zvanična razvojna potpora za medicinska istraživanja i osnovne sektore zdravstva (2010.-2018., PPP 2018 \$, milijuni) / Total official development assistance to medical research and basic health sectors, net disbursement (2010-2018, PPP 2018 \$, Millions)

Razvojna pomoć u Bosni i Hercegovini za medicinska istraživanja i osnovne sektore zdravstva iznosila je 9,95 milijuna dolara u 2018. godini, što je pad od 23,77 milijuna u odnosu na 2017. godinu. /Development assistance in Bosnia and Herzegovina to the medical research and basic health sectors amounted to 9.95 million dollars in 2018, a fall of 23.77 million dollars compared to 2017.



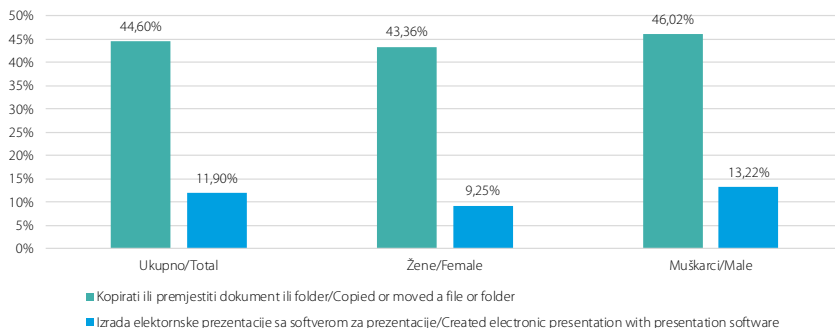
Izvor: Organizacija za ekonomsku suradnju i razvoj (OECD)
 Source: Organisation for Economic Co-operation and Development (OECD)

KVALITETNO OBRAZOVANJE
QUALITY EDUCATION

4.4.1. Udio mladih i odraslih sa vještinama u informacijskim i komunikacijskim tehnologijama (IKT), prema spolu i vrstama vještina (2019, %)
Proportion of youth and adults with information and communications technology (ICT) skills, by sex and type of skill (2019, %)

Prema podacima za 2019. godinu 44,6% mladih i odraslih posjedovalo je vještine kopiranja ili premještanja dokumenata ili foldera, a 11,1% posjedovalo je vještine potrebne za izradu elektroničke prezentacije.

According to data for 2019, 44.6% of young people and adults possessed the skills of copying or moving documents or folders, and 11.1% possessed the skills needed to create an electronic presentation.

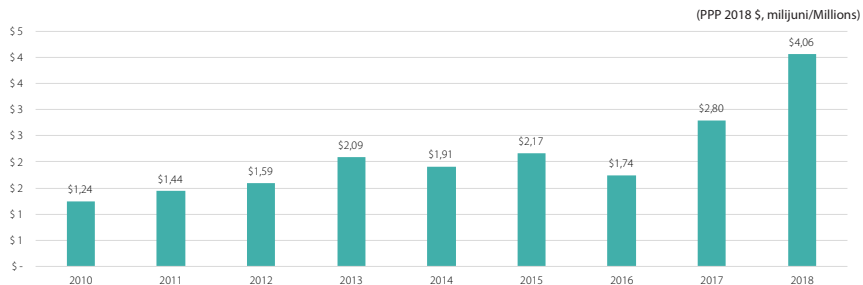


Izvor: Međunarodna telekomunikacijska unija (ITU), Agencija za statistiku BiH
 Source: International Telecommunication Union (ITU), Agency for Statistics of BiH

4.b.1. Obujam zvaničnih tokova razvojne potpore za stipendije (2010-2018, PPP 2018 \$, milijuni) / Total official flows for scholarships (2010-2018, PPP 2018 \$, Millions)

Razvojna potpora za stipendije u Bosni i Hercegovini iznosila je 4,06 milijuna dolara u 2018. godini, što je više za 31,03 % u odnosu na 2017. godinu.

Development aid for scholarship in Bosnia and Herzegovina amounted to 4.06 million dollars in 2018, an increased by 31.03% compared to 2017.



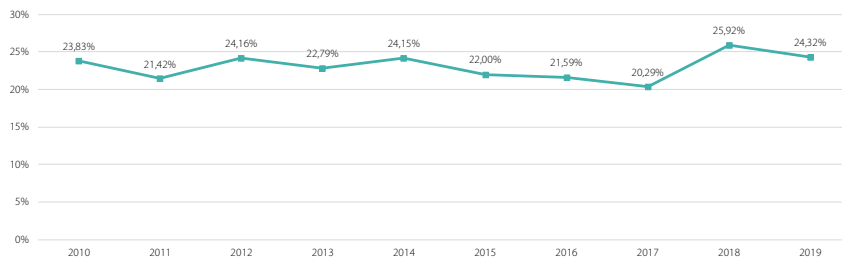
Izvor: Organizacija za ekonomsku suradnju i razvoj (OECD)
 Source: Organisation for Economic Co-operation and Development (OECD)

RODNA RAVNOPRAVNOST
GENDER EQUALITY

5.5.2. Udio žena na rukovodećim položajima (2010-2019, %) *Proportion of women in managerial positions (2010-2019, %)*

Udio žena na rukovodećim položajima u Bosni i Hercegovini iznosio je 24,32% u 2019. godini, što je manje za 1,6% u odnosu na 2018. Kako bi se ostvarilo jednako učešće postotak treba da dostigne 50%.

The proportion of women in managerial positions in Bosnia and Herzegovina was 24.32% in 2019, a fall of 1.6% compared to 2018. In order to achieve an equal percentage share, it needs to be 50%.



Izvor: Međunarodna organizacija rada (ILO)
Source: International Labour Organisation (ILO)

5.a.2 Udio država u kojima pravni okvir (uključujući i običajno pravo) garantira ženama jednaka prava na vlasništvo nad zemljištem i/ili kontrolu nad zemljištem – rezultati LAT indikatora¹ (2020)

Proportion of countries where the legal framework (including customary law) guarantees women's equal rights to land ownership and/or control – results of LAT indicators (2020)

LAT uključuje procjenu u kojoj mjeri politika i pravni okvir države podržava rodnu ravnopravnost u aranžmanima nad zemljištem. Bosna i Hercegovina je u svoj pravni okvir implementirala 50% mjera.

The LAT involves assessing the extent to which a country's policy and legal framework supports gender-equitable land tenure arrangements. Bosnia and Herzegovina has implemented 50% of the measures in its legal framework.

Rezultati LAT pokazatelja, 2020. /Results of the LAT indicators, 2020				
LAT pokazatelj				LAT indikator
Suvlasništvo na zemljištu je obvezno ili se preporučuje bračnim partnerima	18(a)	0	18(a)	Joint registration of land is compulsory or encouraged for married couples
Uknjižba suvlasništva je obvezna	18(b)	0	18(b)	Joint registration of land is compulsory
Potrebna je suglasnost bračnog partnera za zemljište	17(a)	0	17(a)	Spousal consent is required for land
Potrebna je suglasnost partnera za zemljište	17(b)	0	17(b)	Partner consent is required for land
Jednako pravo imaju i muškarci i žene preživjelog bračnog partnera ili partnera na dio imovinom umrlog	20(a)	2	20(a)	Equal right of male and female surviving spouses or partner to a share of the deceased estate
Jednako pravo imaju i muškarci i žene preživjelog bračnog partnera na doživotno pravo korištenja obiteljske kuće	21 (a)	0	21 (a)	Equal right of male and female surviving spouses to a lifetime user right to the family home
Jednako pravo nasljedstva sina i kćerke	22(a)	2	22(a)	Equal right to inherit for sons and daughters
Pravo sinova i kćeri da naslijede jednake udjele	22(b)	2	22(b)	A right of sons and daughters to inherit equal shares
Financijska sredstva dodjeljuju se za povećanje vlasništva žena i kontrole nad zemljom	9	1	9	Financial resources are allocated to increase women's ownership and control over land
Kvote se osnivaju za učešće žena u upravljanju zemljištem i institucijama uprave	10	2	10	Quotas are established for women's participation in land management and administration institutions

0 – Odsustvo mjere /Absence of proxy	1 – Uspostavljena je politika koja uključuje pokazatelj /A policy is in place, incorporating the indicator	2 – Mjera se pojavljuje u primarnom zakonu /The proxy appears in primary law
--------------------------------------	--	--

Izvor: Izvor: Organizacija za hranu i poljoprivredu (FAO), Odjel za statistiku
Source: Food and Agriculture Organization of the United Nations (FAO), Statistical Division

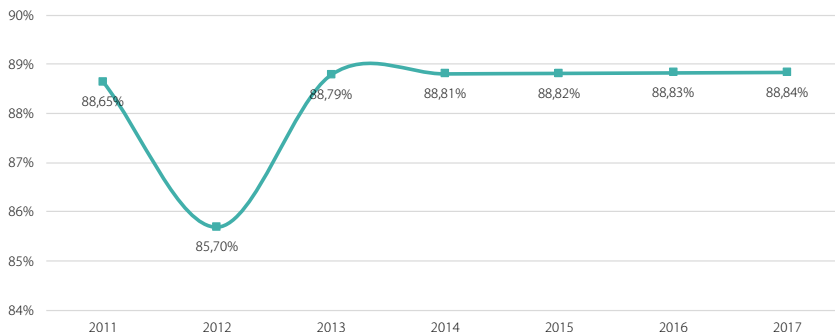
¹ Zamjenski pokazatelj; LAT (Alat za pravnu procjenu) je primijenjen, sukladno službenoj metodologiji koja se koristi za SDG izvješćivanje prema pokazatelju 5.a.2.
¹ Replacement indicator; LAT (Legal Assessment Tool) was applied, in accordance with the official methodology used for SDG reporting under Indicator 5.a.2.

**ČISTA VODA I
SANITARNI UVJETI**
*CLEAN WATER
AND SANITATION*

6.1.1. Udio stanovništva koji koristi usluge sigurnog upravljanja pitkom vodom (2011-2017, %) /Proportion of population using safely managed drinking water services (2011-2017, %)

U 2017. godini 88,84% stanovništva Bosne i Hercegovine koristilo je usluge pitke vode kojima se sigurno upravlja.

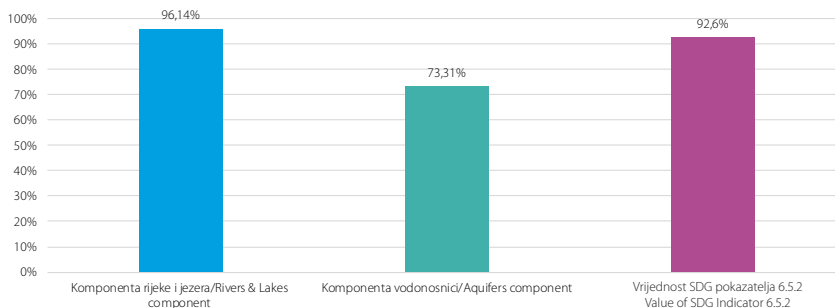
In 2017, 88.84% of the population of Bosnia and Herzegovina used a safely managed drinking water service.



Izvor: Svjetska zdravstvena organizacija (WHO), Agencija za statistiku BiH
Source: World Health Organization (WHO), Agency for Statistics of BiH

6.5.2. Udio područja pod prekograničnim bazenima (slivovi rijeka i jezera i vodonosni slojevi) sa operativnim aranžmanima za suradnju u području voda (2020., %) /Proportion of transboundary basins (river and lake basins and aquifers) with an operational arrangement for water cooperation (2020, %)

Udio područja pod prekograničnim bazenima sa operativnim aranžmanom za suradnju u Bosni i Hercegovini prema posljednjim dostupnim podacima iz 2020. godine iznosio je 92,6%. /Proportion of transboundary basins with an operational arrangement for water cooperation in Bosnia and Herzegovina, according to the latest available data from 2020, was 92.6%.



Izvor: Ekonomska komisija Ujedinjenih naroda za Evropu (UNECE)
Source: United Nations Economic Commission for Europe (UNECE)

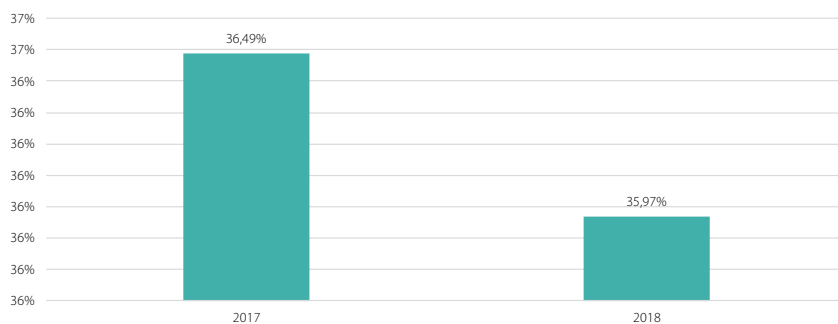
**PRISTUPAČNA ENERGIJA
IZ ČISTIH IZVORA**
*AFFORDABLE AND
CLEAN ENERGY*

7.2.1. Udio obnovljivih izvora energije u ukupnoj finalnoj potrošnji energije (2017-2018, %)

Renewable energy share in the total final energy consumption (2017-2018, %)

Prema posljednjim dostupnim podacima iz 2018. godine udio obnovljivih izvora energije u ukupnoj finalnoj potrošnji energije u Bosni i Hercegovini je iznosio 35,97%, što je manje za 0,5% u odnosu na 2017. godinu.

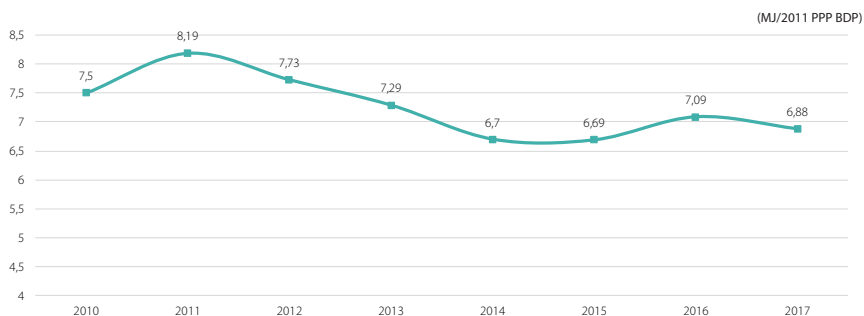
According to the latest available data from 2018 the renewable energy share in the total final energy consumption in Bosnia and Herzegovina was 35.97%, and decreased by 0.5% compared to 2017.



Izvor: Agencija za statistiku BiH
Source: Agency for Statistics of BiH

7.3.1. Energetski intenzitet mjereno kroz primarnu energiju i BDP (2010-2017, MJ/2011 PPP BDP) /Energy intensity measured in terms of primary energy and GDP (2010-2017, MJ/2011 PPP GDP)

Energetski intenzitet povećao se za 0,2% u 2017. godini u odnosu na 2016. godinu.
Energy intensity increased by 0.2% in 2017 compared to 2016.



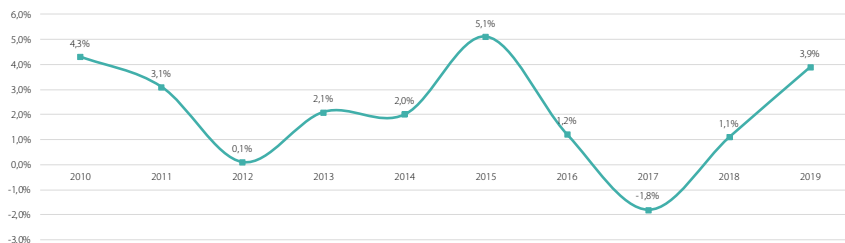
Izvor: Agencija za statistiku BiH
Source: Agency for Statistics of BiH

**DOSTOJANSTVEN RAD
I EKONOMSKI RAST**
*DECENT WORK AND
ECONOMIC GROWTH*

8.2.1. Godišnja stopa rasta realnog BDP-a po zaposlenom (2010-2019, %) **Annual growth rate of real GDP per employed person (2010-2019, %)**

Stopa godišnjeg rasta realnog BDP-a po zaposlenom u 2019. godini iznosila je 3,9%, što je više za 2,8% u odnosu na 2018. godinu

The annual growth rate of real GDP per employee in 2019 was 3.9%, which is 2.8% more than in 2018.

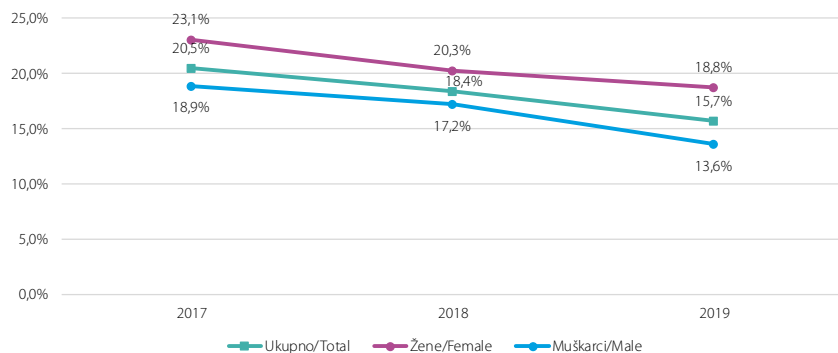


Izvor: Svjetska banka
 Source: World bank

8.5.2. Stopa nezaposlenosti prema spolu i dobi (2017-2019, %) **Unemployment rate, by sex and age (2017-2019, %)**

Stopa nezaposlenosti u Bosni i Hercegovini pokazuje padajući trend tri godine za redom i u 2019. godini iznosila je 15,7%. Broj nezaposlenih žena u Bosni i Hercegovini iznosi 18,8% u 2019. godini, što je manje za 1,5% u odnosu na 2018. godinu. Broj nezaposlenih muškaraca iznosio je 13,6% u 2019. godini, što je manje za 3,6% u odnosu na 2018. godinu.

The unemployment rate in Bosnia and Herzegovina shows fall through three years in a row and in 2019 unemployment rate was 15.7%. The number of unemployed women in Bosnia and Herzegovina amounted 18.8% in 2019, which is 1.5% less than in 2018. The number of unemployed men amounted 13.6% in 2019, which is 3.6% less than in 2018.

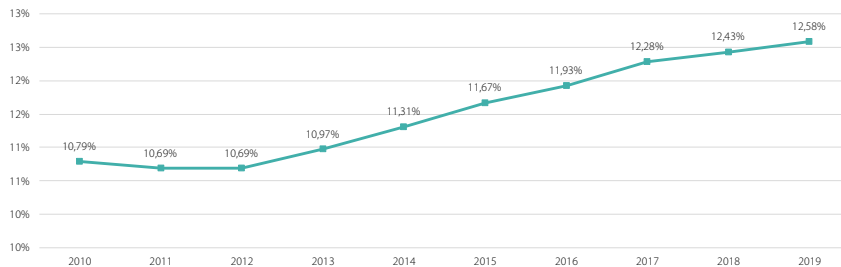


Izvor: Agencija za statistiku BiH
 Source: Agency for Statistics of BiH

**INDUSTRIJA, INOVACIJE
I INFRASTRUKTURA**
*INDUSTRY, INNOVATION
AND INFRASTRUCTURE*

9.2.1. Dodana vrijednost u proizvodnji kao udio u BDP-u (2010-2019, %) **Manufacturing value added as a proportion of GDP (2010-2019, %)**

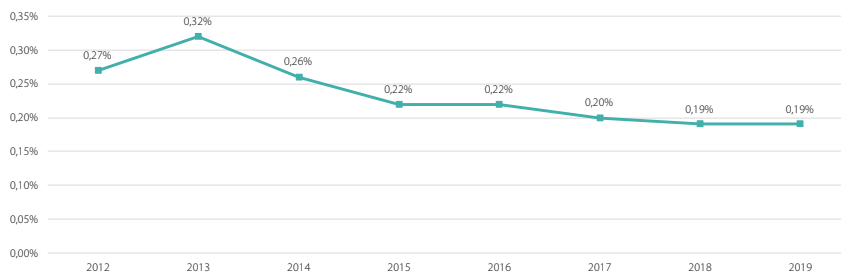
Dodana vrijednost u proizvodnji kao udio u BDP-u povećala se sa 10,8% u 2010. na 12,6% u 2019. /Manufacturing value added as a proportion of GDP increased from 10.8% in 2010 to 12.6% in 2019.



Izvor: Organizacija Ujedinjenih naroda za industrijski razvoj (UNIDO)
Source: United Nations Industrial Development Organization (UNIDO)

9.5.1. Izdaci za istraživanje i razvoj kao udio u BDP-u (2012-2019, %) **Research and development expenditure as a proportion of GDP (2012-2019, %)**

Izdaci za istraživanje i razvoj kao udio u BDP-u u 2019. godini iznosio je 0,2%.
The share in GDP of investment in research and development in 2018 stood at 0.2%.

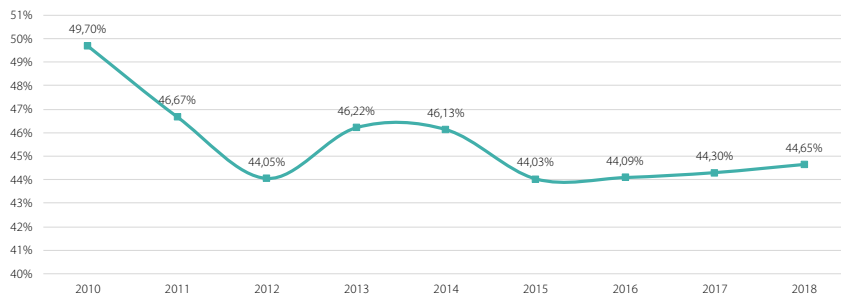


Izvor: Agencija za statistiku BiH
Source: Agency for Statistics of BiH

**SMANJENJE
NEJEDNAKOSTI**
REDUCED INEQUALITIES

10.5.1. Likvidna sredstva na kratkoročne obveze (2010-2018, %)
Liquid assets to short term liabilities (2010-2018, %)

Likvidna sredstva na kratkoročne obveze u 2018. godini iznosila su 44,7%.
 Liquid assets to short term liabilities in 2018 amounted 44.7%

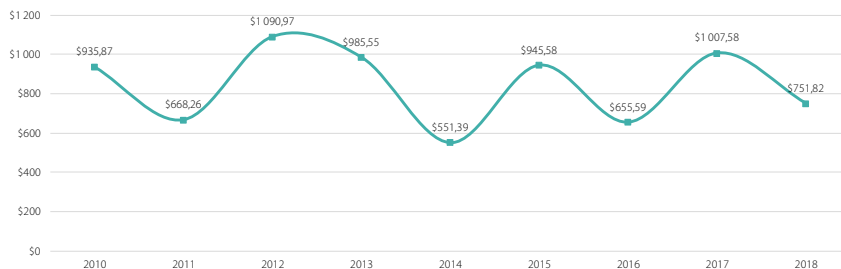


Izvor: Međunarodni monetarni fond (MMF)
 Source: International Monetary Fund (IMF)

10.b.1. Ukupni finansijski tokovi za razvoj po primatelju i po vrsti (2010-2018, PPP 2018 \$, milijuni)
Total resource flows for development, by recipient and donor countries and type of (2010-2018, PPP 2018 \$, Millions)

Ukupni tokovi resursa za razvoj, po zemljama primateljima i zemljama donatorima i tipu toka čine zvanična razvojna pomoć (ODA), drugi zvanični tokovi (OOF) i privatni tokovi. Ukupna otpora za razvoj u Bosni i Hercegovini je bila najveća u 2012. godine.

Total assistance flows for development, by recipient and donor countries and type of flow comprises of Official Development Assistance (ODA), other official flows (OOF) and private flows. Total assistance for development in Bosnia and Hercegovina was the highest in 2012.



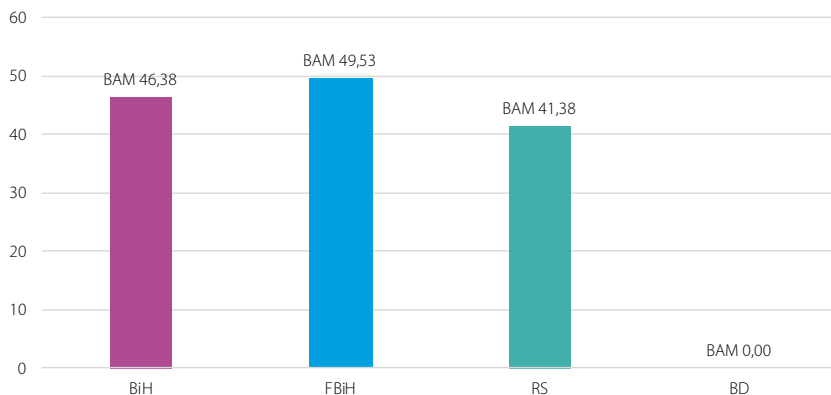
Izvor: Organizacija za ekonomsku suradnju i razvoj (OECD)
 Source: Organisation for Economic Co-operation and Development (OECD)

**ODRŽIVI GRADOVI
I ZAJEDNICE**
*SUSTAINABLE CITIES
AND COMMUNITIES*

11.4.1. Ukupni izdaci po stanovniku² utrošeni na konzervaciju, zaštitu i očuvanje cjelokupne kulturne i prirodne baštine, prema izvorima financiranja (javnim, privatnim), vrsti baštine (kulturnoj, prirodnoj) i razini vlasti (nacionalna, regionalna i lokalna/općinska), (2019, KM/po stanovniku)
Total per capita expenditure² on the preservation, protection and conservation of all cultural and natural heritage, by source of funding (public, private), type of heritage (cultural, natural) and level of government (national, regional, and local/municipal), (2019, BAM/per capita)

Ukupni izdaci utrošeni po stanovniku na konzervaciju, zaštitu i očuvanje cjelokupne kulture i prirodne baštine u Bosni i Hercegovini za 2019. godinu iznosili su 46,38 milijuna KM.

Total per capita expenditure on the preservation, protection and conservation of all cultural and natural heritage in Bosnia and Herzegovina for 2019 amounted 46.38 million BAM.



Izvor: Ministarstvo civilnih poslova BiH
Source: Ministry of Civil Affairs of BiH

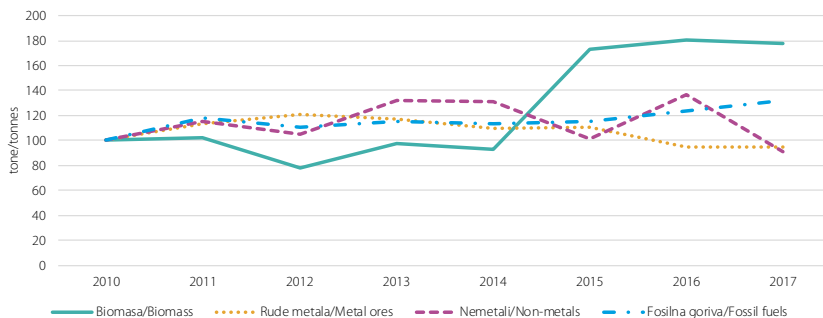
² Podaci prema Popisu stanovništva iz 2013. godine.
² Data according to the 2013 Census.

**ODGOVORNA POTROŠNJA
I PROIZVODNJA**
*RESPONSIBLE
CONSUMPTION AND
PRODUCTION*

12.2.2. Domaća potrošnja materijala, prema vrsti sirovine (2010-2017, u tonama) Domestic material consumption, by type of raw material (2010-2017, tonnes)

Potrošnja domaćeg materijala (DMC) u Bosni i Hercegovini zabilježila je blagi rast u razdoblju od 2009. do 2016. godine. Uzrokovana je povećanjem eksploatacije lokalnih materijalnih resursa (povećanje domaće ekstrakcije nemetalnih minerala za građevinarstvo i industrijsku uporabu), također blagi porast uvoznih materijala u ukupnoj potrošnji (uvoz fosilnih goriva).

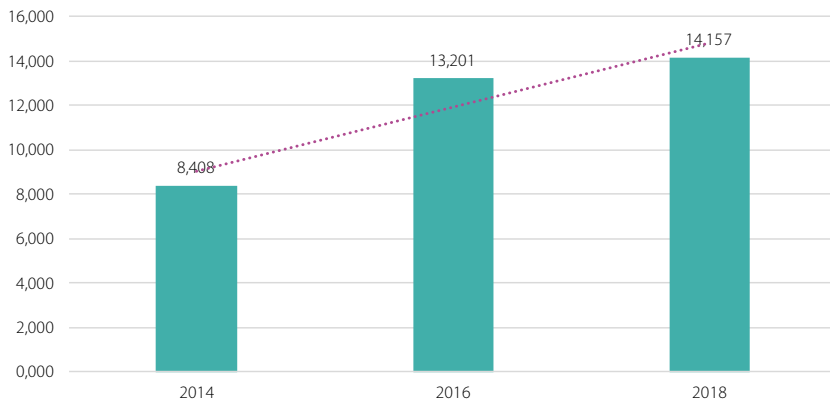
Consumption of Domestic material consumption (DMC) in Bosnia and Herzegovina recorded a slight increase in the period from 2009 to 2017. It was caused by the increase in the exploitation of local material resources (increase of domestic extraction of non-metallic minerals for construction and industrial use), as well as a slight increase of importing materials in total consumption (import of fossil fuels).



Izvor: Agencija za statistiku BiH
Source: Agency for Statistics of BiH

12.4.2. Količina proizvedenog opasnog otpada (2014, 2016, i 2018, tone)
Hazardous waste generated (2014, 2016 and 2018, tonnes)

U Bosni i Hercegovini količina nastalog opasnog otpada u 2018. godini iznosi 14.157 tona.
In Bosnia and Herzegovina, the amount of hazardous waste generated in 2018 was 14,157 tons.



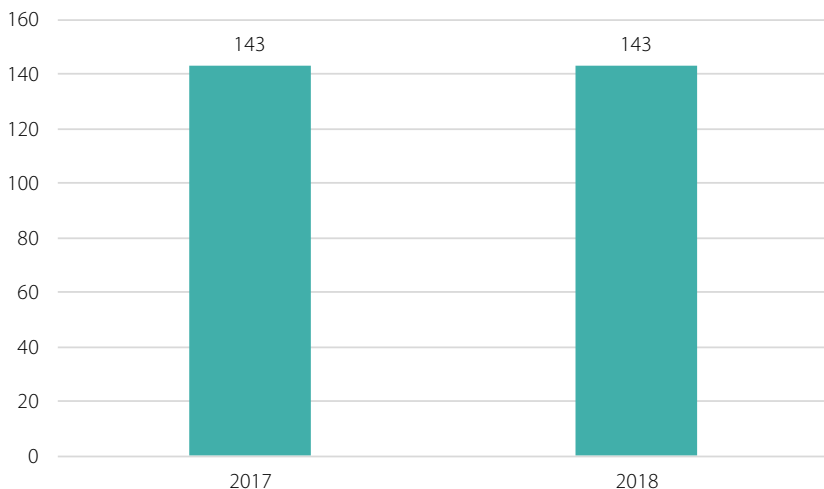
Izvor: Agencija za statistiku BiH
 Source: Agency for Statistics of BiH

OČUVANJE KLIME
CLIMATE ACTION

13.1.3. Broj lokalnih samouprava koje usvajaju i provode strategije za smanjenje rizika od katastrofa sukladno nacionalnim strategijama za smanjenje rizika od katastrofa (2017. i 2018, broj)
Number of local governments that adopt and implement local disaster risk reduction strategies in line with national disaster risk reduction strategies (2017 and 2018, number)

Broj lokalnih samouprava koje usvajaju i provode strategije za smanjenje rizika od katastrofa sukladno nacionalnim strategijama za smanjenje rizika od katastrofa u BiH iznosio je 143 u 2018. godini.

Number of local governments that adopt and implement local disaster risk reduction strategies in line with national disaster risk reduction strategies in BiH was 143 in 2018.



Izvor: UN baza podataka
Source: UN database

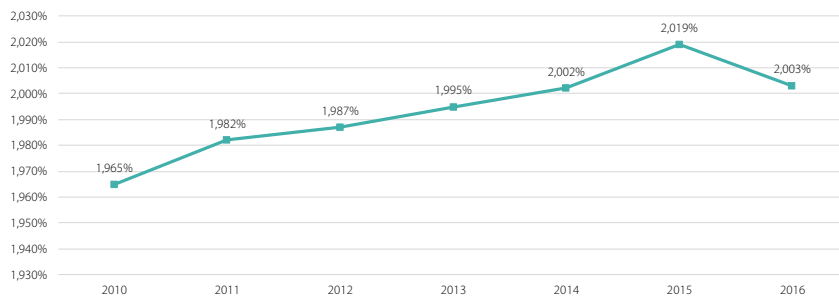
OČUVANJE
VODENOG SVIJETA
LIFE BELOW WATER

14.5.1. Pokrivenost zaštićenih područja u odnosu na morska područja (2010-2016, %)³

Coverage of protected areas in relation to marine areas (2010-2016, %)³

Udio zaštićenog područja u Bosni i Hercegovini 2016. godine iznosio je 2,003%.

The share of the protected area in Bosnia and Herzegovina in 2016 was 2.003%.



Izvor: Agencija za statistiku BiH

Source: Agency for Statistics of BiH

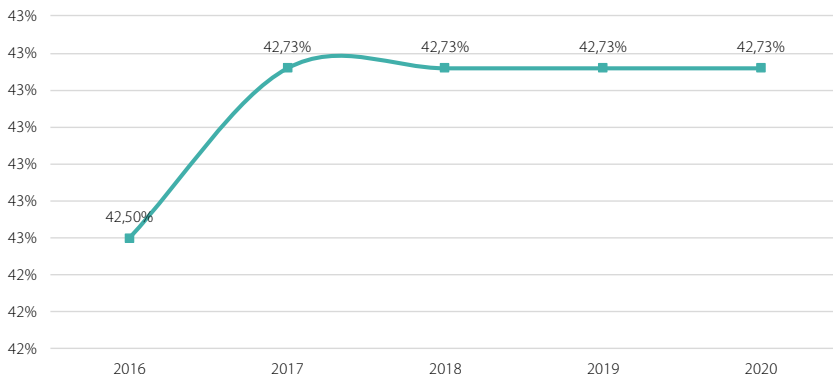
³ UNECE pokazatelj D1: Zaštićena područja.

³ UNECE indicator D1: Protected areas.

**OČUVANJE ŽIVOTA
NA ZEMLJI**
LIFE ON LAND

15.1.1. Područja pod šumama u ukupnoj kopnenoj površini (2016-2020, %)
Forest area as a proportion of total land area (2016-2020, %)

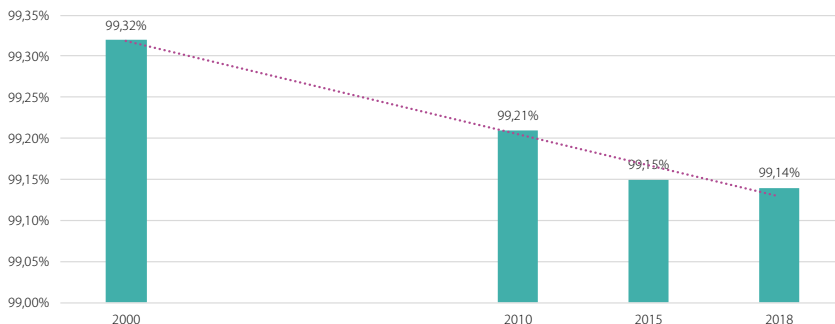
Područje pod šumama kao udio u ukupnoj kopnenoj površini u Bosni i Hercegovini 2020. godine iznosio je 42,7%. /Forest area as a proportion of total land area in Bosnia and Herzegovina in 2020 was 42.7%.



Izvor: Organizacija za hranu i poljoprivredu (FAO), Odjel za statistiku
 Source: Food and Agriculture Organization of the United Nations (FAO), Statistical Division

15.4.2. Indeks planinskog zelenog pokrivača (2000, 2010, 2015. i 2018, %)
Mountain Green Cover Index (2000, 2010, 2015 and 2018, %)

Godine 2018. u Bosni i Hercegovini je 99,1% planinskih područja bilo prekriveno oblikom zelene vegetacije, uključujući šume, grmlje, travnjake i obradive površine. /As of 2018, 99.1% of Bosnia and Herzegovina's mountain areas were covered by a form of green vegetation, including forests, shrubs, grassland and cropland.



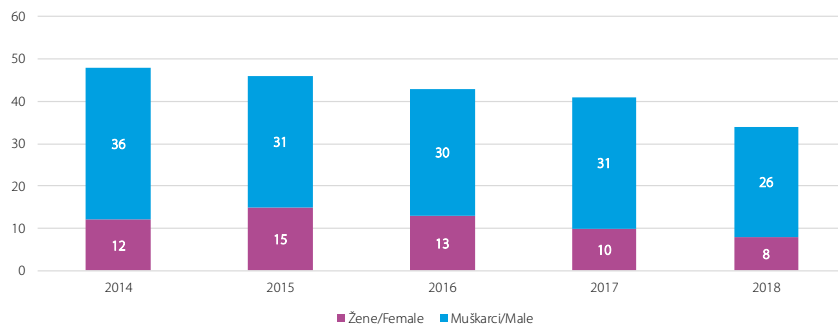
Izvor: Organizacija za hranu i poljoprivredu (FAO), Odjel za statistiku
 Source: Food and Agriculture Organization of the United Nations (FAO), Statistical Division

**MIR, PRAVDA I
SNAŽNE INSTITUCIJE**
PEACE AND JUSTICE
STRONG INSTITUTIONS

16.1.1. Broj žrtava ubojstava s predumišljajem, prema spolu (2014-2018, broj)
Number of victims of intentional homicide, by sex (2014-2018, number)

Broj žrtava ubojstava s predumišljajem u Bosni i Hercegovini pokazuje padajući trend. U 2018. godini iznosio je 34, od toga je bilo 8 žena.

Number of victims of intentional homicide in Bosnia and Herzegovina shows a decreasing trend. In 2018 was 34, of which 8 were women.

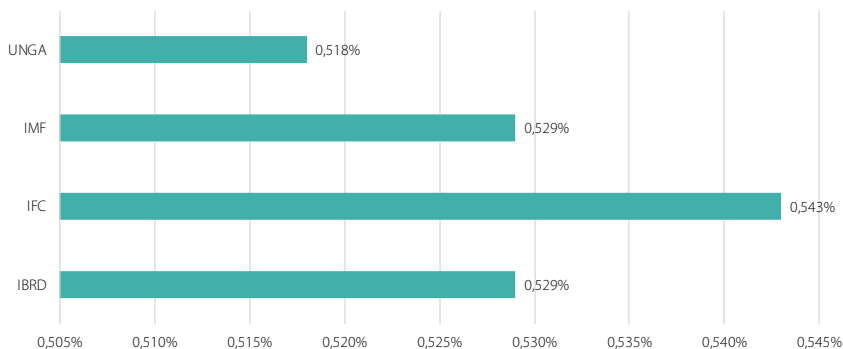


Izvor: Agencija za statistiku BiH
Source: Agency for Statistics of BiH

16.8.1. Udio članstva zemlja u razvoju u međunarodnim organizacijama, prema organizacijama (2019, %)
Proportion of members of developing countries in international organizations, by organization (2019, %)

Pokazatelj je temeljen na principu suverene jednakosti svih država članica, a s ciljem mjerenja stupnja u kojem države uživaju jednaku zastupljenost u međunarodnim organizacijama. Bosna i Hercegovina je u 2019. godini najveći udio članstva u imala u Međunarodnoj finansijskoj korporaciji (IFC).

The indicator is based on the principle of sovereign equality of all member states, with the aim to measure the degree to which States enjoy equal representation in international organizations. In 2019, Bosnia and Herzegovina had the largest share of membership in the International Finance Corporation (IFC).



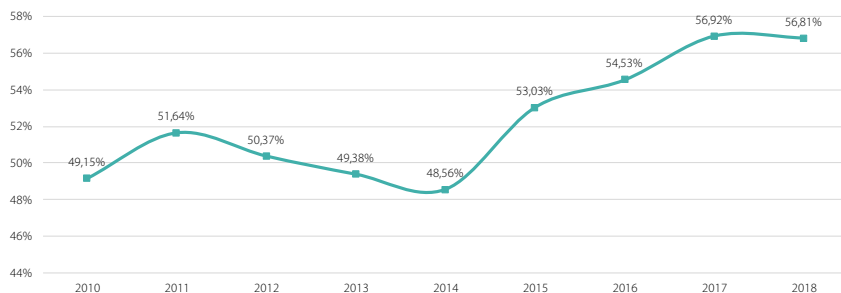
Izvor: Ured za financiranje razvoja, DESA (FFDO)
 Source: Financing for Development Office, DESA (FFDO)

**PARTNERSTVOM
DO CILJEVA**
*PARTNERSHIPS TO
ACHIEVE THE GOAL*

17.1.2. Udio nacionalnog proračuna koji se financira iz domaćih poreza (2010-2018, % BDP-a)

Proportion of domestic budget funded by domestic taxes (2010-2018, % of GDP)

Udio nacionalnog proračuna koji se financira iz domaćih poreza 2018. godine u Bosni i Hercegovini iznosio je 56,8%, što je manje za 3,1% u odnosu na 2017. godinu.
The proportion of domestic budget funded by domestic taxes in Bosnia and Herzegovina was 56.8%, a fall of 3.1% compared to 2017.

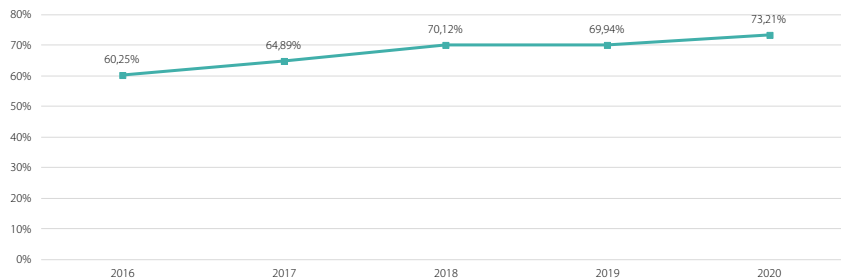


Izvor: Međunarodni monetarni fond (MMF)
Source: International Monetary Fund (IMF)

17.8.1 Udio osoba koje koriste internet (2016-2020, %)

Proportion of individuals using the Internet (2016-2020, %)

Udio osoba koje koriste internet u Bosni i Hercegovini iznosio je 73,2% 2020. godine, što je više za 3,3% u odnosu na 2019.
The proportion of individuals using the Internet in Bosnia and Herzegovina was 73.2% in 2020, increased by 3.3% compared to 2019.



Izvor: Agencija za statistiku BiH
Source: Agency for Statistics of BiH

