

**TB 02**

**Tematski bilten**  
*Thematic Bulletin*  
**ISSN 1840-104X**

# DEMOGRAFIJA

## DEMOGRAPHY

### 2018



**Bosna i Hercegovina**  
*Bosnia and Herzegovina*



**Agencija za statistiku**  
**Bosne i Hercegovine**  
*Agency for Statistics of*  
*Bosnia and Herzegovina*

**Sarajevo, 2020.**

**TB 02**  
**Tematski bilten**  
*Thematic Bulletin*  
**ISSN 1840-104X**

# DEMOGRAFIJA *DEMOGRAPHY* 2018



**Bosna i Hercegovina**  
Bosnia and Herzegovina



**Agencija za statistiku  
Bosne i Hercegovine**  
Agency for Statistics of  
Bosnia and Herzegovina

Sarajevo, 2020

**ADMINISTRATIVNA KARTA BOSNE I HERCEGOVINE  
ADMINISTRATIVE MAP OF BOSNIA AND HERZEGOVINA**

**Izdaje:** Agencija za statistiku Bosne i Hercegovine  
Zelenih beretki 26, 71000 Sarajevo,  
Bosna i Hercegovina  
Telefon: +387 33 91 19 11; Telefaks: +387 33 22 06 22  
**Elektronska pošta:** bhas@bhas.gov.ba; **Internet stranica:** www.bhas.gov.ba  
*Published:* Agency for Statistics of Bosnia and Herzegovina  
Zelenih beretki 26, Sarajevo  
Bosnia and Herzegovina

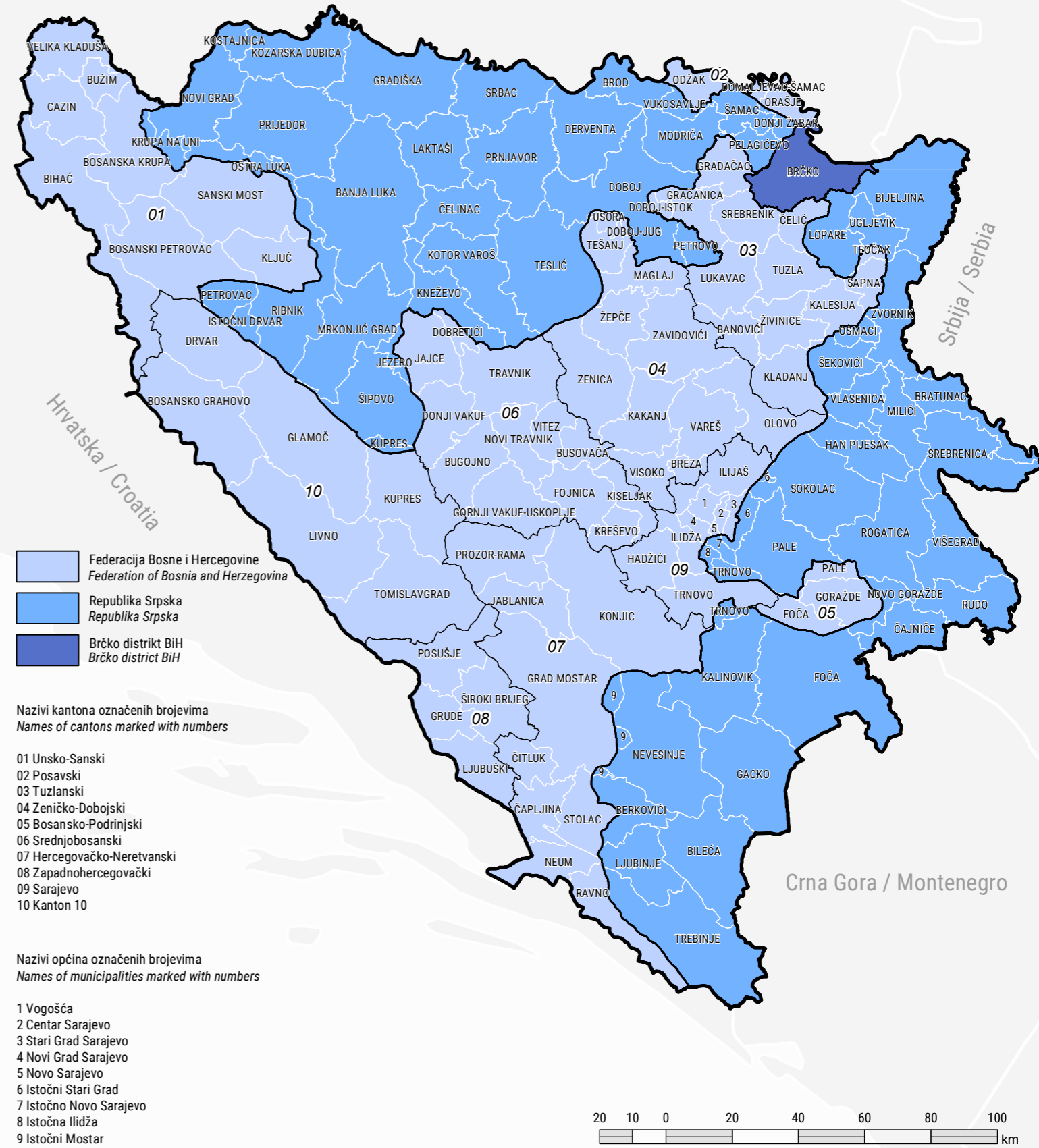
**Odgovara:** v.d. direktora Vesna Čužić  
*Person responsible:* Vesna Čužić, Actg. Dir.

**Podatke priredili:** Radoslav Čorović, Jasna Škobić i Aida Kondo  
*Data prepared by:* Radoslav Čorović, Jasna Škobić and Aida Kondo

**Lektura:** Amra Kapetanović  
*Proofreading:* Amra Kapetanović

**Dizajn naslovnice:** Lejla Rakić Bekić  
*Cover design:* Lejla Rakić Bekić

**Tehnička priprema:** Larisa Hasanbegović  
*Pre-press and DTP:* Larisa Hasanbegović



Molimo korisnike Publikacije da prilikom upotrebe podataka obavezno navedu izvor  
*Users are kindly requested to mention data source*

## OPĆI PODACI O BOSNI I HERCEGOVINI

### Službeni naziv

Bosna i Hercegovina (BiH)

### Geografska lokacija

Bosna i Hercegovina se nalazi na zapadnom dijelu Balkanskog poluostrva.

### Pogranične zemlje

Srbija i Crna Gora na istoku, Republika Hrvatska na sjeveru, zapadu i jugu.

### Administrativna podjela

BiH je podijeljena na dva entiteta: Federaciju Bosne i Hercegovine (FBiH), Republiku Srpsku (RS) i Brčko Distrikt BiH.

### Entitetska struktura

FBiH je administrativno podijeljena na 10 kantona. Kantoni su podijeljeni na općine. Na području FBiH je 79 općina. Republika Srpska je administrativno podijeljena na 62 općine. Grad Brčko je zasebna administrativna jedinica - Distrikt.

### Površina

Bosna i Hercegovina ukupno pokriva 51 209,2 km<sup>2</sup>  
Kopno 51 197 km<sup>2</sup>  
More 12,2 km<sup>2</sup>

### Klima

Pretežno kontinentalna, mediteranska na jugu

### Struktura stanovnika

Bošnjaci, Srbi i Hrvati i pripadnici ostalih naroda

### Glavni grad

Sarajevo

### Službeni jezici

bosanski, srpski i hrvatski (bosanski i hrvatski se pišu latiničnim pismom, a srpski se piše ćiriličnim pismom).

### Zvanična valuta

Konvertibilna marka (KM), (1KM = 0,511292 Euro)

## GENERAL DATA ABOUT BOSNIA AND HERZEGOVINA

### Official name

Bosnia and Herzegovina (B&H)

### Geographical location

Bosnia and Herzegovina is situated in the west part of the Balkan Peninsula.

### Border countries

Serbia and Montenegro on the east, Republic of Croatia on the north, west and south.

### Administrative distribution

B&H is divided on two entities: Federation of Bosnia and Herzegovina (FB&H) and Republika Srpska (RS) and District Brčko BiH.

### Entity's structure

FB&H is administratively divided on 10 cantons. These cantons are divided into municipalities. There are 79 municipalities in FB&H. The Republika Srpska is administratively divided into 62 municipalities. The city Brčko is a separated administrative unit - District.

### Surface

Bosnia and Herzegovina covers totally 51 209,2 km<sup>2</sup>  
Land 51 197 km<sup>2</sup>  
Sea 12,2 km<sup>2</sup>

### Clime

In the majority continental, mediterranean on south

### The structure of population

Bosniacs, Serbs, Croats, and other participants of others nations

### Capital city

Sarajevo

### Official languages

Bosnian, Serbian and Croatian (Bosnian, and Croatian are written on Alphabet, and Serbian are written on Cyrillic).

### Official value

Convertible mark (KM), (1KM = 0,511292 Euro)

## PREDGOVOR

Bilten o stanovništvu je publikacija Agencije za statistiku Bosne i Hercegovine, koja na sveobuhvatan način prikazuje službene statističke podatke o stanovništvu za nivo Bosne i Hercegovine.

Prema Zakonu o statistici BiH ("Službeni glasnik BiH", broj 26/04 i 42/04) Agencija za statistiku BiH nadležna je da u skladu sa međunarodno prihvaćenom metodologijom izrađuje i objavljuje statističke podatke za Bosnu i Hercegovinu, a na osnovu podataka zavoda za statistiku entiteta, Brčko Distrikta BiH i drugih institucija na nivou BiH.

Izražavamo zahvalnost Federalnom zavodu za statistiku, Republičkom zavodu za statistiku Republike Srpske i Brčko Distriktu BiH koji su omogućili Agenciji za statistiku BiH da na osnovu njihovih statističkih podataka pripremi ovu publikaciju.

Na svim primjedbama i sugestijama za poboljšanje sljedećeg Biltena, Agencija za statistiku će biti zahvalna.

v.d. direktora Vesna Ćužić

## FOREWORD

*Demographic Statistics Bulletin is a publication of the Agency for Statistics of Bosnia and Herzegovina that contains a comprehensive overview of official statistical data on the population for the territory of the Bosnia and Herzegovina.*

*According to the Statistical Law of Bosnia and Herzegovina ("Official Gazette B&H", number 26/04 and 42/04) the Agency for Statistics of Bosnia and Herzegovina is in charge "of the production and publishing, of aggregated statistics for Bosnia and Herzegovina in accordance with the International accepted methodology, based on data submitted by the Entity Statistical Institutes".*

*We would like to take this opportunity to express our gratitude to the Institute of Statistics of the Federation of Bosnia and Herzegovina, the Republic Institute of Statistics of the Republika Srpska and the District Brčko BiH who provided data for this publication.*

*All suggestions by users of statistical data, which lead to further improvement of this publication, will be gratefully accepted.*

Vesna Ćužić, Actg. Dir.

<b>METODOLOŠKA OBJAŠNENJA</b> .....	<b>11</b>
NOTES ON METHODOLOGY .....	11
<b>TABELE I GRAFIKONI</b> .....	<b>15</b>
TABLES AND GRAPHS .....	15
<b>1. Stanovništvo Bosne i Hercegovine, prema popisima</b> .....	<b>17</b>
Population of Bosnia and Herzegovina according to Censuses .....	17
<b>2. Stanovništvo Bosne i Hercegovine prema starosti i spolu, prema popisima</b> .....	<b>18</b>
Population of Bosnia and Herzegovina according to age and sex, by Censuses .....	18
<b>3. Struktura stanovništva Bosne i Hercegovine prema starosnim grupama i spolu, prema popisima 1971-1991</b> .....	<b>19</b>
Population structure of Bosnia and Herzegovina according to age groups and sex, by Censuses 1971-1991 .....	19
<b>4. Stanovništvo Bosne i Hercegovine prema pojedinačnim godinama starosti i spolu, prema popisu 2013.</b> .....	<b>20</b>
Population of Bosnia and Herzegovina by age and sex, by Census 2013 .....	20
<b>5. Prosječna starost stanovništva, prema popisima</b> .....	<b>22</b>
Average age of population, by Censuses .....	22
<b>6. Domaćinstva prema broju članova, prema popisima</b> .....	<b>23</b>
Households grouped according to number of members, by Censuses .....	23
<b>Grafikon 1: Domaćinstva prema broju članova, prema popisima</b> .....	<b>23</b>
Graph 1: Households grouped according to numbers of members, by Censuses .....	23
<b>7. Žensko stanovništvo Bosne i Hercegovine staro 15 i više godina prema ukupnom broju živorođene djece, prema popisu 2013</b> .....	<b>24</b>
Female population of Bosnia and Herzegovina aged 15 and over by number of live births, by Census 2013 .....	24
<b>8. Stanovništvo Bosne i Hercegovine staro 15 i više godina prema zakonskom bračnom stanju i spolu, prema popisu 2013</b> .....	<b>25</b>
Population of Bosnia and Herzegovina aged 15 and over by marital status and sex, by Census 2013 .....	25
<b>9. Stanovništvo - procjena sredinom godine i prirodno kretanje</b> .....	<b>26</b>
Population - mid-year estimate and natural change .....	26
<b>Grafikon 2: Prirodno kretanje stanovništva</b> .....	<b>28</b>
Graph 2: Population natural change .....	28
<b>10. Stope prirodnog kretanja stanovništva</b> .....	<b>29</b>
Population natural change rates .....	29
<b>Grafikon 3: Stope prirodnog kretanja stanovništva</b> .....	<b>30</b>
Graph 3: Population natural change rates .....	30
<b>11. Živorodeni prema starosti majke</b> .....	<b>31</b>
Live births by mother's age .....	31
<b>12. Struktura živorođenih prema starosti majke u (%)</b> .....	<b>32</b>
Distribution of live births by mother's age (%) .....	32
<b>13. Živorodeni prema starosti i godini rođenja majke i redu rođenja u 2018</b> .....	<b>33</b>
Live births by order, age and year of birth of the mother in 2018 .....	33
<b>14. Prosječna starost majke prema redu rođenja živorođene djece</b> .....	<b>36</b>
Average mother's age by birth order of live births .....	36
<b>Grafikon 4: Prosječna starost majke prema redu rođenja živorođene djece</b> .....	<b>37</b>
Graph 4: Average mother's age by birth order of live births .....	37
<b>15. Živorodeni prema spolu, starosti i godini rođenja majke u 2018</b> .....	<b>38</b>
Live births by sex, age and year of birth of the mother in 2018 .....	38
<b>16. Stope fertiliteta</b> .....	<b>40</b>
Fertility rates .....	40
<b>Grafikon 5: Specifične stope fertiliteta</b> .....	<b>41</b>
Graph 5: Age-specific fertility rates .....	41
<b>17. Živorodeni po redu rođenja</b> .....	<b>42</b>
Live births by order .....	42
<b>18. Struktura živorođenih po redu rođenja (%)</b> .....	<b>43</b>
Distribution of live births by order .....	43
<b>Grafikon 6: Struktura živorođenih po redu rođenja</b> .....	<b>44</b>
Graph 6: Distribution of live births by order .....	44
<b>19. Živorodeni prema bračnom statusu, starosti i godini rođenja majke u 2018</b> .....	<b>45</b>
Live births by marital status, age and year of birth of the mother in 2018 .....	45
<b>20. Živorodeni prema školskoj spremi majke i oca u 2018</b> .....	<b>48</b>
Live births by educational attainment of mother and father in 2018 .....	48
<b>21. Živorodeni prema mjesecu rođenja i danu u 2018</b> .....	<b>49</b>
Live births by month and day in 2018 .....	49
<b>22. Mrtvorodeni prema spolu i stope mrtvorodjenih</b> .....	<b>50</b>
Stillbirths by sex, stillbirths rates .....	50
<b>Grafikon 7: Mrtvorodena djeca prema spolu</b> .....	<b>51</b>
Graph 7: Stillbirths children by sex .....	51
<b>Grafikon 8: Stope mrtvorodjenih</b> .....	<b>51</b>
Graph 8: Stillbirths rates .....	51
<b>23. Mrtvorodeni prema starosti majke i redu rođenja mrtvorodene djece u 2018</b> .....	<b>52</b>
Stillbirths by age of mother and total birth order in 2018 .....	52

<b>24. Umrli po spolu i mjestu smrti</b> .....	<b>53</b>
<i>Death by sex and place of death</i> .....	53
<b>25. Umrli po starosti i spolu</b> .....	<b>54</b>
<i>Deaths by age and sex</i> .....	54
<b>26. Prosječna starost umrlih osoba</b> .....	<b>58</b>
<i>Average age of deaths</i> .....	58
<b>Grafikon 9: Prosječna starost umrlih osoba</b> .....	<b>59</b>
<i>Graph 9: Average age of deaths</i> .....	59
<b>27. Umrli prema spolu, starosti i godini rođenja u 2018</b> .....	<b>60</b>
<i>Deaths by sex, age and year of birth in 2018</i> .....	60
<b>28. Umrli po uzroku smrti i spolu prema starosti u 2018</b> .....	<b>68</b>
<i>Deaths by cause of death and sex by age in 2018</i> .....	68
<b>29. Umrli dojenčad po uzroku smrti i spolu prema starosti u 2018</b> .....	<b>74</b>
<i>Infant deaths by cause of death and sex by age in 2018</i> .....	74
<b>30. Umrli dojenčad prema starosti i spolu u 2018</b> .....	<b>76</b>
<i>Infant deaths by age and sex in 2018</i> .....	76
<b>31. Struktura umrle dojenčadi po starosti i spolu</b> .....	<b>77</b>
<i>Distribution % -Infant deaths by age and sex</i> .....	77
<b>Grafikon 10: Struktura umrle dojenčadi po starosti i spolu u 2018</b> .....	<b>79</b>
<i>Graph 10: Distribution % -Infant deaths by age and sex in 2018</i> .....	79
<b>32. Nasilne smrti prema vrsti i spolu</b> .....	<b>80</b>
<i>Violent deaths by type and sex</i> .....	80
<b>Grafikon 11: Nasilne smrti prema spolu</b> .....	<b>81</b>
<i>Graph 11: Violent deaths by sex</i> .....	81
<b>Grafikon 12: Nasilne smrti prema vrsti</b> .....	<b>82</b>
<i>Graph 12: Violent deaths by type</i> .....	82
<b>Grafikon 13: Nasilne smrti prema vrsti i spolu</b> .....	<b>82</b>
<i>Graph 13: Violent deaths by type and sex</i> .....	82
<b>33. Umrli po mjesecu i danu u 2018</b> .....	<b>83</b>
<i>Stillbirths by month and day in 2018</i> .....	83
<b>34. Umrli prema školskoj spremi, starosti i spolu u 2018</b> .....	<b>84</b>
<i>Deaths by educational attainment, age and sex in 2018</i> .....	84
<b>35. Sklopljeni brakovi prema starosti nevjeste</b> .....	<b>88</b>
<i>Marriages by bride's age</i> .....	88
<b>36. Sklopljeni brakovi prema starosti mladoženje</b> .....	<b>89</b>
<i>Marriages by groom's age</i> .....	89
<b>37. Sklopljeni brakovi prema starosti nevjeste i mladoženje u 2018</b> .....	<b>90</b>
<i>Marriages by bride's and groom's age in 2018</i> .....	90
<b>Grafikon 14: Sklopljeni brakovi prema starosti nevjeste i mladoženje u 2018</b> .....	<b>92</b>
<i>Graph 14: Marriage by bride's and groom's age in 2018</i> .....	92
<b>38. Sklopljeni brakovi prema prethodnom bračnom statusu nevjeste i mladoženje u 2018</b> .....	<b>92</b>
<i>Marriages by previous marital status of bride and groom in 2018</i> .....	92
<b>39. Prvi brakovi po spolu, starosti i godini rođenja u 2018</b> .....	<b>93</b>
<i>First marriages by sex, age and year of birth in 2018</i> .....	93
<b>40. Prosječna starost nevjeste /mladoženje pri zaključenju prvog braka</b> .....	<b>96</b>
<i>Average age of bride-groom at the time getting first married</i> .....	96
<b>Grafikon 15: Prosječna starost - prvi brak</b> .....	<b>96</b>
<i>Graph 15: Average age - first marriage</i> .....	96
<b>41. Sklopljeni brakovi po mjesecima i danima u 2018</b> .....	<b>97</b>
<i>Marriages by month and day in 2018</i> .....	97
<b>42. Razvedeni brakovi prema starosti žene</b> .....	<b>99</b>
<i>Divorces by wife's age</i> .....	99
<b>43. Razvedeni brakovi prema starosti muža</b> .....	<b>100</b>
<i>Divorces by husband's age</i> .....	100
<b>Grafikon 16: Razvedeni brakovi prema starosti žene i muža u 2018</b> .....	<b>101</b>
<i>Graph 16: Divorces by age wife and husband in 2018</i> .....	101
<b>44. Razvedeni brakovi prema trajanju braka i broju izdržavane djece</b> .....	<b>102</b>
<i>Divorces by duration of marriage and number of supported children</i> .....	102
<b>Grafikon 17: Razvedeni brakovi prema trajanju braka</b> .....	<b>103</b>
<i>Graph 17: Divorces by duration of marriage</i> .....	103
<b>45. Razvedeni brakovi prema grupama starosti muža i žene u 2018</b> .....	<b>104</b>
<i>Divorces by age group of husband and wife in 2018</i> .....	104
<b>46. Unutrašnje migracije u Bosni i Hercegovini</b> .....	<b>106</b>
<i>Internal migration in Bosnia and Herzegovina</i> .....	106

## METODOLOŠKA OBJAŠNJENJA

### Izvori i metode prikupljanja podataka

Podaci o stanovništvu i domaćinstvima prikupljaju se popisima svakih deset godina prema jedinstvenoj metodologiji na cjelokupnom području Bosne i Hercegovine.

### DEFINICIJE

#### Podaci iz popisa

U Popisu 2013. godine po prvi put je za utvrđivanje ukupnog broja stanovništva primijenjen koncept „uobičajenog stanovništva“. Po ovom konceptu osoba se smatra stanovnikom onog mjesta u kojem sama (u slučaju samačkog domaćinstva) ili s članovima svog domaćinstva provodi najveći dio svog vremena, odnosno dnevni odmor, nezavisno od toga gdje ima prijavljeno prebivalište. Time su u ukupno stanovništvo određenog mjesta uključene osobe koje su u tom mjestu živjele neprekidno najmanje godinu dana prije kritičnog momenta Popisa, kao i osobe koje su u tom momentu živjele kraće od 12 mjeseci s namjerom da u tom mjestu ostanu najmanje godinu dana.

**Domaćinstvom** se smatra svaka porodična ili druga zajednica osoba (višečlano domaćinstvo), tj. grupa od dvije ili više osoba koje zajedno zauzimaju cijelu stambenu jedinicu ili njen dio i osiguravaju sebi hranu, a moguće i ostale potrepštine za život. Članovi ove grupe mogu udruživati svoje prihode u manjoj ili većoj mjeri. Domaćinstvom se smatra i svaka osoba koja živi sama („samačko domaćinstvo“), tj. osoba koja živi sama u posebnoj stambenoj jedinici ili koja zauzima, kao stanar, posebnu sobu (ili sobe) u nekoj stambenoj jedinici, ali ni s jednim stanarom te stambene jedinice zajednički ne čini dio višečlanog domaćinstva.

Podaci prema starosti iskazuju se prema navršenim godinama života. Svaka grupa starosti obuhvata osobe koje su navršile godine života unutar granica intervala. Tako su npr. u grupi 10-14. godina obuhvaćene osobe koje imaju 10 i više godina, ali još nisu navršile 15. godina života.

Podaci o stanovništvu prema zakonskom bračnom statusu su prikupljeni na osnovu izjave osoba o njihovom formalno-pravnom bračnom statusu. U Popisu 2013. godine prvi put su prikupljeni i podaci o osobama koje žive u neformalnoj zajednici.

Prema formalno-pravnom kriteriju, stanovništvo staro 15 i više godina je razvrstano prema bračnom statusu u četiri kategorije: nikad oženjen/udata, oženjen/udata, razveden/razvedena i udovac/udovica.

## NOTES ON METHODOLOGY

### Sources and methods of data collection

The data on population and households have been collected by Census every ten years and by unified methodology on all areas of B&H.

### DEFINITIONS

#### The data of the population census

In the 2013 Census, the concept of “usual residents” was applied for the first time in order to determine the total number of population. Under this concept, a person shall be considered as a resident of the place at which s/he alone (in the case of a oneperson household) or with members of her/his household spends most of time, that is, daily rest, irrespective of where the person's place of residence is registered. Therefore, the total population of a certain place includes persons who lived in that place for a continuous period of at least one year prior to the Census Critical Moment, and persons who at that particular moment lived there less than 12 months but intend to stay at that place for at least one year.

**A household** shall be any family or other group of persons (“multi-person household”), that is, a group of two or more persons who combine to occupy the whole or a part of a housing unit and to provide themselves with food and possibly other essentials for living. A household shall also be any person who lives alone (“one-person household”), that is, a person who lives alone in a separate housing unit or who occupies, as a lodger, a separate room (or rooms) in a housing unit, but does not join with any of the other occupants of that housing unit to form a part of a multi-person household.

Data by age are expressed by completed years of age. Each age group includes persons who turned the years put as the limits of one interval. For example, the age group of 10-14 years includes all persons who have reached 10 years and more, but have not yet turned 15.

Population data concerning the legal marital status were obtained based on the persons' statements on their formal marital status.

According to formal criteria, population aged 15 and over have been grouped by marital status into four categories: never married, married, divorced and widower/widow.

**Nikad oženjenim/udatim** se smatraju sve osobe koje nikad nisu sklopile brak prema važećim zakonskim propisima.

**Oženjenim/udatim** se smatraju osobe koje su zaključile brak prema važećim zakonskim propisima i svaki brak upisan u matičnu knjigu vjenčanih. Ukoliko je osoba brak sklopila samo u crkvi ili džamiji, ne smatra se oženjenom/udatom.

**Razvedenim** se smatraju osobe čiji je brak razveden pravosnažnom presudom nadležnog suda.

**Udovcima/udovicama** se smatraju osobe čija je bračna zajednica prestala smrću jednog od supružnika, odnosno proglašenjem nestalog bračnog supružnika umrlim.

#### Vitalna statistika

**Živorodenim** se djetetom smatra svako dijete koje prilikom rođenja diše i pokazuje druge znakove života, kao što su kucanje srca, pulsiranje pupčane vrpce i nesumljivo kretanje voljnih mišića. Ako dijete ubrzo nakon poroda umre, najprije se registruje kao živorođeno, a zatim kao umrlo dojenče.

Od 2001. godine prema preporukama Skupštine Svjetske zdravstvene organizacije i Međunarodnog udruženja ginekologa (FIGO) **mrtvorodenim** se smatra dijete rođeno, odnosno izvađeno iz tijela majke bez ikakvih znakova života, tj. ako nije disalo niti pokazivalo neki drugi znak života, a nošeno je duže od 22 sedmice (približno 6 mjeseci) i koje ima porođajnu težinu 500 gr i više. Izbacivanje mrtvog ploda koji je nošen manje od 22 sedmice, smatra se pobačajem (abortusom), bez obzira na to da li je riječ o prirodnom ili namjernom prekidu trudnoće, i ne registruje se u matičnim knjigama, niti su ti podaci iskazani u ukupnom broju mrtvorodenih.

U statistici umrlih jedinica posmatranja je svaka umrla osoba.

**Umrli** je svaka živorođena osoba kod koje je nastupio trajni prestanak svih vitalnih funkcija koje započinju rođenjem bez mogućnosti ponovnog oživljavanja. Ovdje nisu uključeni mrtvorodeni.

**Umrlo dojenčadi** smatraju se djeca koja su umrla prije navršene prve godine života.

U statistici sklopljenih brakova jedinica posmatranja je svaki zakonito sklopljen brak, a kod statistike razvoda brakova svaki brak koji je pravosnažnom presudom nadležnog suda razveden, poništen odnosno proglašen nevažećim.

**Never married** refers to persons who have never entered into marriage under the applicable legal regulations.

**Married** refers to persons who entered into marriage under the applicable legal regulations and any marriage entered into the register of marriages. If a person got married in a church or mosque only, such person shall not be considered to be married.

**Divorced** refers to persons whose marriage has been divorced by a binding judgement of a court having jurisdiction thereof.

**Widower/Widow** refers to persons whose marriage ended by the death of one of the spouses, that is, by declaring a missing spouse dead.

#### Vital statistics

**Live birth** is the complete expulsion or extraction from its mother of a product of conception, which, after such separation, breaths or shows any other evidence of life such as beating of the heart, pulsation of the umbilical cord, or definite movements of voluntary muscles. If a product of such a births dies, it is first registered as live-born and then as died.

As of 2001 following the recommendations of the World Health Assembly and the International Federation of Gynecology and Obstetrics (FIGO), **a stillborn child** is considered a child born or taken out from mother's body who exhibits no signs of life (not breathing, not moving, no heartbeat) where pregnancy has lasted more than 22 weeks (approximately 6 lunar months) and weight at childbirth has been 500 gr. or more. Expulsion of a dead fetus carried less than 22 weeks considered a miscarriage (abortion), irrespective of whether natural or artificial. These cases are not registered in population registers, nor shown in the tables on stillborn.

In statistics of deaths the unit of observation is every deceased person.

**A dead person** is every live-born person in which there is a permanent disappearance of all evidence of life at any time after live birth has taken place, without capability of resuscitation. Stillbirths are not included here.

**Dead infants** are considered children who died under one year of age.

In statistics of marriages the unit of observation is every marriage that is recognised by law. In statistics of divorces the unit of observation is every marriage that is dissolved or cancelled by a valid decision of the municipal court in charge.

**Red rođenja djeteta** Za određivanje reda rođenja uzimaju se u obzir sva djeca koju je majka rodila, uključujući dakle, i mrtvorodenu djecu, bez obzira da li su rođena u braku ili van braka.

**Stručna pomoć** kod rođenja je pomoć doktora medicine ili diplomirane babice. Da bi se dobio ukupan broj rođenih sa stručnom pomoći, treba sabrati rođene u zdravstvenoj ustanovi i rođene "na drugom mjestu" sa stručnom pomoći.

**Mjesto i utvrđivanje smrti** Po ovom obilježju razvrstane su umrle osobe, prema tome da li je smrt nastupila u zdravstvenoj ustanovi ili na drugom mjestu (u stanu, polju, itd). Ako je smrt nastupila u zdravstvenoj ustanovi, ujedno se smatra da je smrt utvrdio ljekar, a ako je smrt nastupila van zdravstvene ustanove, onda se umrli razvrstavaju još i prema tome da li je smrt utvrdio ljekar ili neka druga osoba.

**Migracija** predstavlja prostornu pokretljivost stanovništva.

**Migrant** je osoba koja sudjeluje u procesu prostorne pokretljivosti stanovništva (doseljenik, odseljenik).

**Unutrašnja migracija** predstavlja preseljenje osoba unutar teritorije Bosne i Hercegovine, prateći pri tom mjesto iz kojeg je osoba odjavila prebivalište, kao i mjesto novog prebivališta.

**Prebivalište** je općina ili distrikt u kojem se državljanin nastani s namjerom da tamo stalno živi (Sl.glasnik BiH broj 32/01; član 3. tačka 7).

**Starost migranta** predstavlja se kao broj navršenih godina života u trenutku njegovog preseljenja. Svaka starosna kohorta obuhvata osobe koje su navršile godine života u granicama intervala.

#### Postupak izrade osnovnih demografskih pokazatelja

**Opća stopa nataliteta** predstavlja odnos između broja živorođenih i procijenjenog broja stanovnika, računato na 1000 stanovnika.

**Opća stopa mortaliteta** predstavlja odnos između broja umrlih i procijenjenog broja stanovnika, računato na 1000 stanovnika.

**Opća stopa prirodnog priraštaja** predstavlja razliku između stope nataliteta i stope mortaliteta za godinu posmatranja.

**Stopa smrtnosti dojenčadi** predstavlja odnos između broja umrle dojenčadi i broja živorođenih iste godine, računato na 1000 živorođenih.

**Stopa nupcijaliteta** predstavlja odnos između broja sklopljenih brakova u toku jednogodišnjeg perioda i procijenjenog broja stanovnika, računato na 1000 stanovnika.

**Birth order** In establishing birth order all children are taken into account (live births and stillbirths), irrespective of whether born in or out of wedlock.

**Medical assistance** at birth is the assistance by a medical doctor or a qualified midwife. The total data of live births with medical assistance includes the number of children born in medical facility and those born in "in some other place" but with medical assistance.

**Place of death and establishing of death** By this characteristic, the deceased person are classified in consideration of whether the person died in health institution or some other place (house, field, etc). If the place of death is health institution it is considered that death is established by a physician. If place of death is some other place then are dead persons classified by whether of death was established by physician or some other person.

**Migration** represents spatial mobility of population.

**Migrant** is a person which participates in the process of spatial mobility of population.

**Internal migration** is relocation of persons within the territory of Bosnia and Herzegovina, thus considering the place of deregistration as well as new place of residence.

**The municipality or district** in which a citizen is placed with the purpose of permanent living is considered as a permanent residence. (The Official Gazette of B&H, No 32/01, article 3, point 7).

**Age of migrants** is presented as an age reached at the moment of migration. Each age group includes persons who reached the age within limits of an interval.

#### Procedure of making basic demographic indicators

**General natality rate** is the ratio between the number of live-born children and the estimated number of inhabitants per 1000 population.

**General mortality rate** is the ratio between a number of dead and an estimated number of inhabitants per 1000 population.

**General rate of natural increase** is the difference between the natality and mortality rates in a given year.

**Infant mortality rate** is the ratio between the number of dead infants and the number of live-born children in a given year per 1000 population.

**Marriage rate** is the relation between the number of marriage in one year period and the estimated number of inhabitants per 1000 population.



**Stopa divorcijaliteta** predstavlja odnos između broja razvedenih brakova u toku jednogodišnjeg perioda i procijenjenog broja stanovnika, računato na 1000 stanovnika.

***Divorce rate** is the relation between the number of divorces in one year period and the estimated number of inhabitants per 1000 population.*

Osnovni materijal statistike prirodnog kretanja stanovništva priprema se i obrađuje u Federalnom zavodu za statistiku Federacije BiH, Republičkom zavodu za statistiku Republike Srpske i Brčko Distrikta BiH.

*Basic material on demographics statistics is being prepared and processed in the Entity Statistical Institutes and District Brcko.*

**TABELE I GRAFIKONI**  
**TABLES AND GRAPHS**

**1. STANOVNIŠTVO BOSNE I HERCEGOVINE PO POPISIMA**  
*Population of Bosnia and Herzegovina according to Censuses*

Godina popisa	Površina, km	Stanovništvo			Broj domaćinstava	Stanovnici na 1 km <sup>2</sup>
		Ukupno	žene	muškarci		
Year of censuses	Area, km <sup>2</sup>	Population			Number of households	Population density per km <sup>2</sup>
		Total	Women	Men		
1879	51.246	1.158.440	550.651	607.789	...	22,6
1885	51.246	1.336.091	631.066	705.025	226.699	26,1
1895	51.246	1.568.092	739.902	828.190	257.493	30,6
1910	51.200	1.898.044	903.192	994.852	310.339	37,1
1921	51.200	1.890.440	924.231	966.209	...	36,9
1931	51.564	2.323.555	1.138.515	1.185.040	398.238	45,1
1948	51.189	2.564.308	1.327.376	1.236.932	498.116	50,1
1953	51.221	2.847.459	1.461.900	1.385.559	565.212	55,6
1961	51.197	3.277.948	1.678.283	1.599.665	706.107	64,0
1971	51.197	3.746.111	1.911.511	1.834.600	848.545	73,2
1981	51.197	4.124.256	2.073.343	2.050.913	1.030.689	80,6
1991	51.197	4.377.033	2.193.238	2.183.795	1.207.098	85,5
2013	51.197	3.531.159	1.798.889	1.732.270	1.155.736	69,0

**2. STANOVNIŠTVO BOSNE I HERCEGOVINE PREMA STAROSTI I SPOLU, PO POPISIMA 1971-1991.**  
*Population of Bosnia and Herzegovina according to age and sex, by Censuses 1971-1991*

Starost Years	1971.			1981.			1991.		
	Ukupno	žene	muškarci	Ukupno	žene	muškarci	Ukupno	žene	muškarci
	<i>Total</i>	<i>Women</i>	<i>Men</i>	<i>Total</i>	<i>Women</i>	<i>Men</i>	<i>Total</i>	<i>Women</i>	<i>Men</i>
<b>UKUPNO TOTAL</b>	<b>3.746.111</b>	<b>1.911.511</b>	<b>1.834.600</b>	<b>4.124.256</b>	<b>2.073.343</b>	<b>2.050.913</b>	<b>4.377.033</b>	<b>2.193.238</b>	<b>2.183.795</b>
0-4	405.505	198.376	207.129	365.332	178.838	186.494	332.422	161.887	170.535
5-9	442.665	216.939	225.726	375.765	183.481	192.284	347.379	169.391	177.988
10-14	442.199	217.133	225.066	393.024	191.711	201.313	347.590	169.658	177.932
15-19	411.387	202.172	209.215	433.304	210.898	222.406	360.008	174.716	185.292
20-24	319.317	157.244	162.073	404.751	193.651	211.100	359.991	171.267	188.724
25-29	225.727	116.003	109.724	357.773	173.043	184.730	371.776	177.735	194.041
30-34	289.810	148.858	140.952	294.502	144.324	150.178	361.854	175.211	186.643
35-39	280.482	141.447	139.035	216.718	109.307	107.411	334.569	162.545	172.024
40-44	243.016	124.235	118.781	280.137	141.287	138.850	276.412	136.979	139.433
45-49	166.241	96.224	70.017	267.657	134.041	133.616	201.165	102.172	98.993
50-54	101.840	60.771	41.069	230.515	118.016	112.499	257.382	132.002	125.380
55-59	114.629	65.801	48.828	154.374	90.513	63.861	241.011	124.092	116.919
60-64	112.727	59.640	53.087	90.131	54.766	35.365	198.647	105.723	92.924
65-69	79.808	42.218	37.590	92.274	54.352	37.922	124.752	76.650	48.102
70-74	53.549	30.413	23.136	77.597	42.853	34.744	62.922	40.029	22.893
75 +	42.986	26.820	16.166	80.495	47.195	33.300	96.691	59.434	37.257
Nepoznato Unknown	14.223	7.217	7.006	9.907	5.067	4.840	102.462	53.747	48.715

**3. STRUKTURA STANOVNIŠTVA BOSNE I HERCEGOVINE PREMA STAROSNIM GRUPAMA I SPOLU, PO POPISIMA 1971-1991. /Population structure of Bosnia and Herzegovina according to age groups and sex, by Censuses 1971-1991**

Starost Years	1971.			1981.			1991.		
	Ukupno	žene	muškarci	Ukupno	žene	muškarci	Ukupno	žene	muškarci
	<i>Total</i>	<i>Women</i>	<i>Men</i>	<i>Total</i>	<i>Women</i>	<i>Men</i>	<i>Total</i>	<i>Women</i>	<i>Men</i>
	Struktura u %								
	Structure in %								
<b>UKUPNO TOTAL</b>	<b>100,0</b>	<b>100,0</b>	<b>100,0</b>	<b>100,0</b>	<b>100,0</b>	<b>100,0</b>	<b>100,0</b>	<b>100,0</b>	<b>100,0</b>
0-14	34,4	33,1	35,9	27,5	26,7	28,3	23,5	22,8	24,1
15-64	60,5	61,3	59,5	66,2	66,1	66,3	67,7	66,7	68,7
65+	4,7	5,2	4,2	6,1	7,0	5,2	6,5	8,0	5,0
Nepoznato Unknown	0,4	0,4	0,4	0,2	0,2	0,2	2,3	2,5	2,2

**4. STANOVNIŠTVO BOSNE I HERCEGOVINE PREMA POJEDINAČNIM GODINAMA STAROSTI I SPOLU PO POPISU 2013. /Population of Bosnia and Herzegovina by age and sex by Census 2013**

Starost	ukupno	muško	žensko
Age	total	male	female
0	32.986	16.903	16.083
1	34.294	17.554	16.740
2	34.389	17.702	16.687
3	35.874	18.414	17.460
4	36.521	18.869	17.652
5	36.166	18.628	17.538
6	34.919	17.919	17.000
7	34.943	17.840	17.103
8	35.451	18.233	17.218
9	35.501	18.261	17.240
10	36.453	18.852	17.601
11	36.775	18.927	17.848
12	38.596	19.792	18.804
13	39.456	20.142	19.314
14	41.395	20.940	20.455
15	45.564	23.451	22.113
16	52.015	26.860	25.155
17	51.403	26.386	25.017
18	50.311	25.720	24.591
19	43.449	22.483	20.966
20	38.825	20.046	18.779
21	44.354	22.471	21.883
22	48.403	24.919	23.484
23	48.196	24.879	23.317
24	48.278	24.568	23.710
25	50.133	25.613	24.520
26	49.678	25.705	23.973
27	49.795	25.385	24.410
28	50.446	25.978	24.468
29	52.266	26.567	25.699
30	50.734	25.918	24.816

nastavak/continued

Starost	ukupno	muško	žensko
Age	total	male	female
31	50.911	26.042	24.869
32	50.977	25.977	25.000
33	50.333	25.484	24.849
34	49.678	25.172	24.506
35	49.788	25.311	24.477
36	49.919	25.257	24.662
37	51.327	25.960	25.367
38	49.496	25.048	24.448
39	48.736	24.569	24.167
40	48.218	24.243	23.975
41	49.740	25.114	24.626
42	48.136	24.288	23.848
43	46.015	23.137	22.878
44	49.029	24.813	24.216
45	49.671	24.860	24.811
46	51.673	25.923	25.750
47	52.770	26.306	26.464
48	53.700	26.622	27.078
49	53.114	26.376	26.738
50	53.786	26.608	27.178
51	56.129	27.608	28.521
52	55.588	27.483	28.105
53	55.076	26.932	28.144
54	55.996	27.522	28.474
55	52.589	25.408	27.181
56	50.347	24.635	25.712
57	51.932	25.307	26.625
58	52.746	25.459	27.287
59	50.923	24.767	26.156
60	50.837	24.264	26.573
61	46.677	22.001	24.676

nastavak/continued

Starost	ukupno	muško	žensko
Age	total	male	female
62	42.331	19.976	22.355
63	42.570	19.791	22.779
64	40.836	18.938	21.898
65	35.793	16.093	19.700
66	37.788	17.233	20.555
67	29.180	13.168	16.012
68	25.744	11.390	14.354
69	25.064	11.182	13.882
70	25.058	10.708	14.350
71	26.990	11.682	15.308
72	29.327	12.526	16.801
73	30.776	13.023	17.753
74	28.304	11.915	16.389
75	27.309	11.246	16.063
76	25.413	10.531	14.882
77	23.950	9.642	14.308
78	21.232	8.361	12.871
79	19.363	7.623	11.740
80	16.231	6.198	10.033
81	14.741	5.674	9.067
82	12.059	4.618	7.441
83	10.999	4.065	6.934
84	8.606	3.214	5.392
85+	28.069	9.052	19.017
	3.531.159	1.732.270	1.798.889

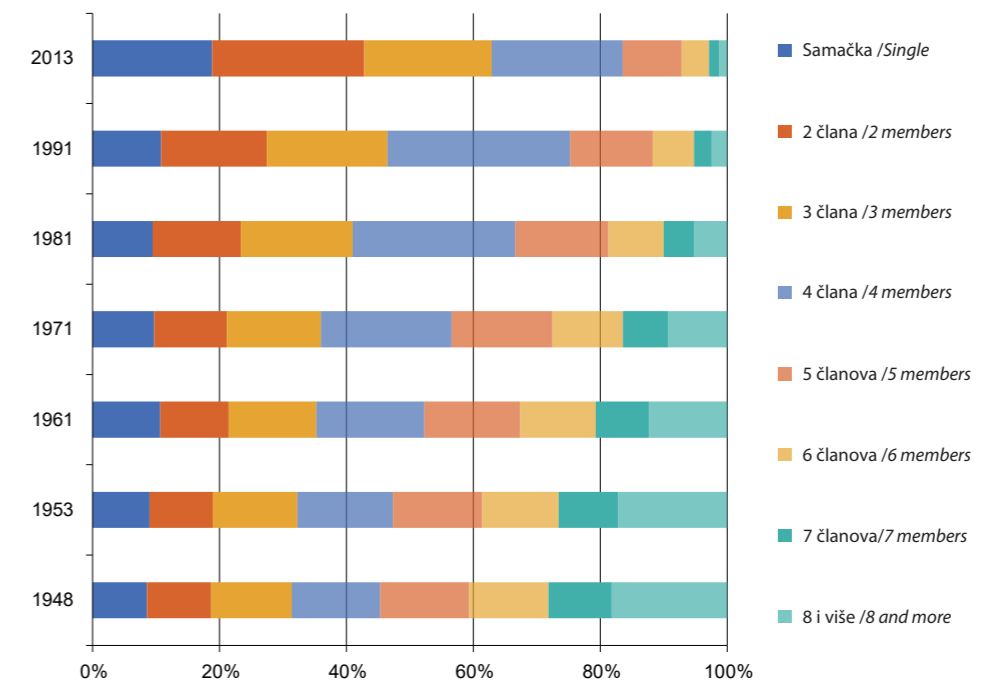
**5. PROSJEČNA STAROST STANOVNIŠTVA, PO POPISIMA**  
*Average age of population, by Censuses*

1981.		1991.		2013.	
žene	muškarci	žene	muškarci	žene	muškarci
Women	Men	Women	Men	Women	Men
30,5	28,7	35,0	33,0	40,7	38,2

**6. DOMAĆINSTVA PREMA BROJU ČLANOVA, PO POPISIMA**  
*Households grouped according to number of members by Censuses*

Godina	Domaćinstva								
	Ukupno	Samačka	2 člana	3 člana	4 člana	5 članova	6 članova	7 članova	8 i više
Years	Households								
	Total	Single	2 members	3 members	4 members	5 members	6 members	7 members	8 and more
1948	498.116	42.684	50.359	63.221	69.470	69.856	62.312	49.505	90.709
1953	565.212	50.588	56.465	75.410	84.864	79.697	68.024	53.060	97.104
1961	706.107	75.159	76.041	97.720	120.039	106.852	84.022	59.058	87.207
1971	848.545	82.305	97.312	125.680	174.650	134.703	94.479	60.558	78.858
1981	1.030.689	97.423	143.225	181.500	264.179	151.073	90.453	48.831	54.005
1991	1.207.098	130.222	201.096	229.788	347.705	156.474	78.561	33.655	29.597
2013	1.155.736	217.613	277.191	232.169	238.625	107.229	49.859	18.818	14.232

**Grafikon 1. Domaćinstva prema broju članova po popisima**  
*Graph 1. Households grouped according to numbers by Censuses*



**7. ŽENSKO STANOVNIŠTVO BOSNE I HERCEGOVINE STARO 15 I VIŠE GODINA PREMA UKUPNOM BROJU ŽIVOROĐENE DJECE PREMA POPISU 2013. /Female population of Bosnia and Herzegovina aged 15 and more by number of live births by Census 2013**

Ukupno	Ukupan broj živorođene djece					
	Nije radala	1 dijete	2 djece	3 djece	4 djece	5 i više djece
Total	Total number of live born children					
	Did not give a birth	one child	two children	three children	four children	five and more children
1.534.146	426.346	210.210	528.094	221.238	79.000	69.258

**8. STANOVNIŠTVO BOSNE I HERCEGOVINE STARO 15 I VIŠE GODINA PREMA ZAKONSKOM BRAČNOM STANJU I SPOLU PREMA POPISU 2013. /Population of Bosnia and Herzegovina aged 15 and more by marital status and sex by Census 2013**

Spol	Zakonsko bračno stanje				
	Ukupno	Nikad oženjen / udata	Oženjen / udata	Razveden / Razvedena	Udovac / Udovica
Sex	Legal marital status				
	Total	Never married	Married	Divorced	Widowed / widower
<b>Ukupno / Total</b>	<b>2.987.440</b>	<b>810.941</b>	<b>1.759.134</b>	<b>100.880</b>	<b>316.485</b>
Muški / Male	1.453.294	471.519	878.604	43.733	59.438
Ženski / Female	1.534.146	339.422	880.530	57.147	257.047

**9. STANOVNIŠTVO-PROCJENA SREDINOM GODINE I PRIRODNO KRETANJE**  
**Population - mid-year estimate and natural change**

Godina	Broj stanovnika sredinom godine, hilj.	Rođeni			Umrli	
		Živorodeni		Mrtvorodeni	Ukupno	
		svega	muški		svega	muški
Year	Total population (mid-year estimate),000	Births			Deaths	
		Live births		Stillbirths	Total	
		Total	Males		Total	Males
1992-1995 <sup>1)</sup>	...	...	...	...	...	...
1996 <sup>2)</sup>	3.645	46.594	24.398	271	25.152	13.952
1997 <sup>2)</sup>	3.738	48.397	25.297	240	27.875	15.184
1998 <sup>2)</sup>	3.653	45.007	23.425	202	28.679	15.303
1999 <sup>2)</sup>	3.725	42.464	21.636	224	28.637	15.161
2000 <sup>2)</sup>	3.781	39.563	20.407	159	30.482	16.058
2001 <sup>2)</sup>	3.798	37.717	19.400	193	30.325	16.202
2002 <sup>2)</sup>	3.828	35.587	18.297	138	30.155	15.647
2003 <sup>2)</sup>	3.832	35.234	18.330	150	31.757	16.590
2004 <sup>2)</sup>	3.842	35.151	18.133	168	32.616	16.780
2005 <sup>2)</sup>	3.843	34.627	17.797	147	34.402	18.018
2006 <sup>2)</sup>	3.843	34.033	17.547	160	33.221	17.308
2007 <sup>2)</sup>	3.842	33.835	17.534	174	35.044	18.154
2008 <sup>2)</sup>	3.842	34.176	17.585	171	34.026	17.687
2009 <sup>2)</sup>	3.843	34.550	18.001	136	34.904	17.884
2010 <sup>2)</sup>	3.843	33.528	17.277	143	35.118	17.900
2011 <sup>2)</sup>	3.840	31.811	16.531	118	35.028	17.965
2012 <sup>2)</sup>	3.836	32.547	16.790	120	35.817	18.436
2013 <sup>3)</sup>	3.531	30.684	15.835	102	35.662	18.217
2014 <sup>3)</sup>	3.526	30.268	15.597	77	35.980	18.360
2015 <sup>3)</sup>	3.518	29.770	15.308	114	38.150	19.219
2016 <sup>3)</sup>	3.511	30.183	15.716	110	36.571	18.542
2017 <sup>3)</sup>	3.504	30.200	15.674	103	37.979	19.186
2018 <sup>3)</sup>	3.496	29.467	15.268	88	37.744	19.007

Godina	Umrli		Prirodni priraštaj	Brakovi	
	dojenčad			sklopljeni	razvedeni
	svega	muški			
Year	Deaths		Natural increase	Marital statistics	
	Infants			Marriages	Divorces
	Total	Males			
1992-1995 <sup>1)</sup>	...	...	...	...	...
1996 <sup>2)</sup>	653	360	21.442	21.107	...
1997 <sup>2)</sup>	601	369	20.522	23.220	1.835
1998 <sup>2)</sup>	494	302	16.328	22.398	1.964
1999 <sup>2)</sup>	431	242	13.827	22.472	1.995
2000 <sup>2)</sup>	383	220	9.081	21.897	1.929
2001 <sup>2)</sup>	287	159	7.392	20.302	2.126
2002 <sup>2)</sup>	334	191	5.432	20.122	2.272
2003 <sup>2)</sup>	268	154	3.477	20.733	1.918
2004 <sup>2)</sup>	253	151	2.535	22.252	1.523
2005 <sup>2)</sup>	233	133	225	21.698	1.763
2006 <sup>2)</sup>	255	158	812	21.501	1.659
2007 <sup>2)</sup>	231	132	-1.209	23.494	1.826
2008 <sup>2)</sup>	235	131	150	22.151	1.369
2009 <sup>2)</sup>	224	116	-354	20.633	1.402
2010 <sup>2)</sup>	216	125	-1.590	19.541	1.676
2011 <sup>2)</sup>	184	111	-3.217	19.156	2.309
2012 <sup>2)</sup>	177	111	-3.270	18.235	2.294
2013 <sup>3)</sup>	181	109	-4.978	17.623	2.609
2014 <sup>3)</sup>	156	74	-5.712	18.643	2.686
2015 <sup>3)</sup>	182	94	-8.380	19.686	2.963
2016 <sup>3)</sup>	178	111	-6.388	19.265	2.773
2017 <sup>3)</sup>	196	105	-7.779	19.969	3.022
2018 <sup>3)</sup>	183	91	-8.277	19.911	3.091

<sup>1)</sup> Ne raspolaže se sa pouzdanim podacima u periodu ratnih dejstava.

<sup>1)</sup> We do not dispose of the data for the period of the war.

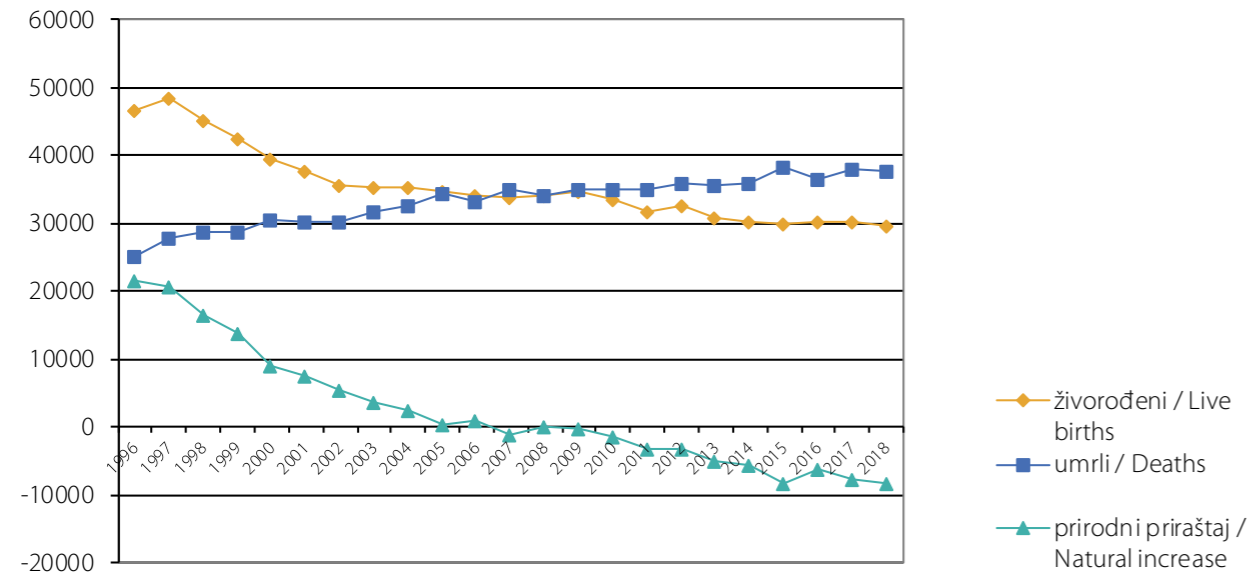
<sup>2)</sup> Stanovništvo "de facto", procjene

<sup>2)</sup> Population "de facto", estimations

<sup>3)</sup> Izračunato u odnosu na popis stanovništva iz 2013. godine

<sup>3)</sup> Calculated on the basis of the Census 2013

**Grafikon 2. Prirodno kretanje stanovništva**  
**Graph 2. Population natural change**



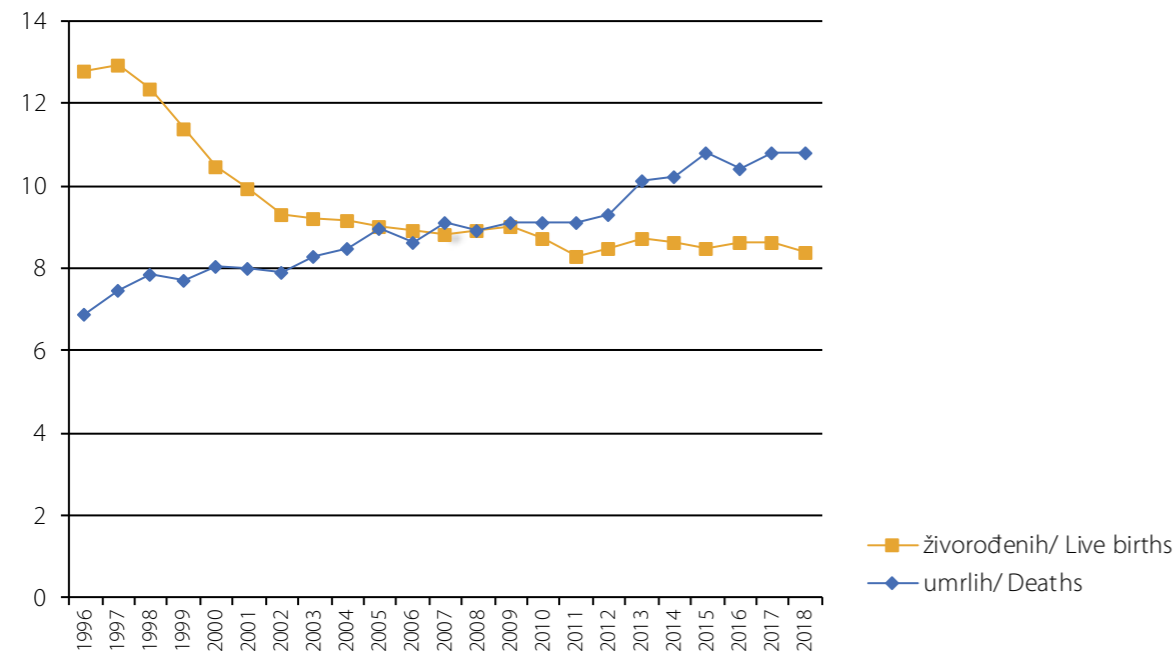
**10. STOPE PRIRODNOG KRETANJA STANOVNIŠTVA**  
**Population natural change rates**

Godina	Na 1000 stanovnika			Umrli dojenčad na 1000 živorođenih	Sklopljeni brakovi na 1000 stanovnika	Razvedeni brakovi na 1000 sklopljenih
	živorođenih/	umrlih/	prirodni priraštaj			
Year	Per 1000 inhabitants			Infant deaths per 1000 live births	Marriages per 1000 inhabitants	Divorces per 1000 marriages
	Live births	Deaths	Natural increase			
1992-1995 <sup>1)</sup>	...	...	...	...	..	..
1996	12,8	6,9	5,9	14,0	5,8	
1997	12,9	7,5	5,5	12,4	6,2	79,0
1998	12,3	7,9	4,5	11,0	6,1	87,7
1999	11,4	7,7	3,7	10,1	6,0	88,8
2000	10,5	8,1	2,4	9,7	5,8	88,1
2001	9,9	8,0	1,9	7,6	5,3	104,7
2002	9,3	7,9	1,4	9,4	5,3	112,9
2003	9,2	8,3	0,9	7,6	5,4	92,5
2004	9,1	8,5	0,7	7,2	5,8	68,4
2005	9,0	9,0	0,1	6,7	5,6	81,3
2006	8,9	8,6	0,2	7,5	5,6	77,2
2007	8,8	9,1	-0,3	6,8	6,1	77,7
2008	8,9	8,9	0,0	6,9	5,8	61,8
2009	9,0	9,1	-0,1	6,5	5,4	67,9
2010	8,7	9,1	-0,4	6,4	5,1	85,8
2011	8,3	9,1	-0,8	5,8	5,0	120,5
2012	8,5	9,3	-0,8	5,4	4,8	125,8
2013	8,7	10,1	-1,4	5,9	5,0	148,0
2014	8,6	10,2	-1,6	5,2	5,3	144,1
2015	8,5	10,8	-2,3	6,1	5,6	150,5
2016	8,6	10,4	-1,8	5,9	5,5	143,9
2017	8,6	10,8	-2,2	6,5	5,7	151,3
2018	8,4	10,8	-2,4	6,2	5,7	155,2

<sup>1)</sup> Ne raspolaže se sa pouzdanim podacima u periodu ratnih dejstava.  
<sup>1)</sup> We do not dispose of the data for the period of the war.



**Grafikon 3. Stope prirodnog kretanja stanovništva**  
**Graph 3. Population natural change rates**



**11. ŽIVOROĐENI PREMA STAROSTI MAJKE**  
**Live births by mother's age**

Godina Year	Starost majke Mother's age										
	Ukupno Total	ispod 15 Under 15								50 i više 50 and more	nepoznato Unknown
			15-19	20-24	25-29	30-34	35-39	40-44	45-49		
1992-1995 <sup>1)</sup>	...	...	...	...	...	...	...	...	...	...	...
1996	46.594	10	3.751	13.769	13.760	9.292	4.316	724	47	5	920
1997	48.397	13	4.403	15.681	13.217	8.609	3.609	733	51	4	2.077
1998	45.007	2	3.191	14.515	12.937	7.971	3.577	756	53	4	2.001
1999	42.464	1	2.980	13.546	12.486	7.681	3.343	702	40	3	1.682
2000	39.563	4	2.528	12.579	12.161	7.144	3.272	693	34	3	1.145
2001	37.717	15	2.617	12.197	11.641	6.656	2.904	641	43	4	999
2002	35.587	14	2.348	11.282	11.379	6.396	2.786	608	21	0	753
2003	35.234	9	2.191	11.067	11.320	6.602	2.761	541	27	0	716
2004	35.151	11	2.171	11.015	11.442	6.538	2.837	550	27	2	558
2005	34.627	7	2.082	10.464	11.562	6.765	2.660	549	27	1	510
2006	34.033	8	2.065	9.964	11.370	6.969	2.555	507	29	1	565
2007	33.835	6	2.024	9.656	11.361	7.142	2.602	513	41	1	489
2008	34.176	13	2.102	9.352	11.818	7.438	2.693	561	29	0	170
2009	34.550	10	1.972	9.040	12.080	7.925	2.821	544	23	2	133
2010	33.528	8	1.792	8.293	11.690	7.985	3.027	557	30	1	145
2011	31.811	8	1.618	7.568	11.209	7.868	2.880	518	27	3	112
2012	32.547	4	1.551	7.420	11.398	8.271	3.164	617	24	2	96
2013	30.684	5	1.383	6.546	10.695	8.228	3.144	581	38	2	62
2014	30.268	4	1.343	6.090	10.332	8.468	3.293	597	36	4	101
2015	29.770	4	1.314	5.853	10.021	8.520	3.356	603	28	4	67
2016	30.183	4	1.288	6.142	9.847	8.658	3.553	613	32	2	44
2017	30.200	7	1.071	5.946	9.676	8.892	3.856	643	46	3	60
2018	29.467	5	904	6.029	9.184	8.630	3.898	707	51	2	57

<sup>1)</sup> Ne raspolože se sa pouzdanim podacima u periodu ratnih dejstava.  
<sup>1)</sup> We do not dispose of the data for the period of the war.

**12. STRUKTURA ŽIVOROĐENIH PREMA STAROSTI MAJKE (%)**  
*Distribution of live births by mother's age (%)*

Godina Year	Starost majke Mother's age											
	Ukupno Total	ispod 15 Under 15									50 i više 50 and more	nepoznato Unknown
			15-19	20-24	25-29	30-34	35-39	40-44	45-49			
1992-1995 <sup>1)</sup>	...	...	...	...	...	...	...	...	...	...	...	...
1996	100	0,0	8,1	29,6	29,5	19,9	9,3	1,6	0,1	0,0	2,0	
1997	100	0,0	9,1	32,4	27,3	17,8	7,5	1,5	0,1	0,0	4,3	
1998	100	0,0	7,1	32,3	28,7	17,7	7,9	1,7	0,1	0,0	4,4	
1999	100	0,0	7,0	31,9	29,4	18,1	7,9	1,7	0,1	0,0	4,0	
2000	100	0,0	6,4	31,8	30,7	18,1	8,3	1,8	0,1	0,0	2,9	
2001	100	0,0	6,9	32,3	30,9	17,6	7,7	1,7	0,1	0,0	2,6	
2002	100	0,0	6,6	31,7	32,0	18,0	7,8	1,7	0,1	0,0	2,1	
2003	100	0,0	6,2	31,4	32,1	18,7	7,8	1,5	0,1	0,0	2,0	
2004	100	0,0	6,2	31,3	32,6	18,6	8,1	1,6	0,1	0,0	1,6	
2005	100	0,0	6,0	30,2	33,4	19,5	7,7	1,6	0,1	0,0	1,5	
2006	100	0,0	6,1	29,3	33,4	20,5	7,5	1,5	0,1	0,0	1,7	
2007	100	0,0	6,0	28,5	33,6	21,1	7,7	1,5	0,1	0,0	1,4	
2008	100	0,0	6,2	27,4	34,6	21,8	7,9	1,6	0,1	0,0	0,5	
2009	100	0,0	5,7	26,2	34,9	22,9	8,2	1,6	0,1	0,0	0,4	
2010	100	0,0	5,3	24,7	34,9	23,8	9,0	1,7	0,1	0,0	0,4	
2011	100	0,0	5,1	23,8	35,2	24,7	9,1	1,6	0,1	0,0	0,4	
2012	100	0,0	4,8	22,8	35,0	25,4	9,7	1,9	0,1	0,0	0,3	
2013	100	0,0	4,5	21,3	34,9	26,8	10,3	1,9	0,1	0,0	0,2	
2014	100	0,0	4,5	20,1	34,1	28,0	10,9	2,0	0,1	0,0	0,3	
2015	100	0,0	4,4	19,7	33,7	28,6	11,3	2,0	0,1	0,0	0,2	
2016	100	0,0	4,3	20,4	32,6	28,7	11,8	2,0	0,1	0,0	0,1	
2017	100	0,0	3,5	19,7	32,0	29,5	12,8	2,1	0,2	0,0	0,2	
2018	100	0,00	3,1	20,4	31,2	29,3	13,2	2,4	0,2	0,0	0,2	

<sup>1)</sup> Ne raspolaze se sa pouzdanim podacima u periodu ratnih dejstava.  
<sup>1)</sup> We do not dispose of the data for the period of the war.

**13. ŽIVOROĐENI PREMA STAROSTI I GODINI ROĐENJA MAJKE I REDU ROĐENJA U 2018.**  
*Live births by order, age and year of birth of the mother in 2018*

Starost Age	Red rođenja Birth order								ukupno Total
	Godina rođenja Year of birth	prvo First	drugo Second	treće Third	četvrto Fourth	peto i više Fifth and more	nepoznato Unknown		
12	2006	0	0	0	0	0	0	0	
	2005	0	0	0	0	0	0	0	
13	2005	0	0	0	0	0	0	0	
	2004	1	0	0	0	0	0	1	
14	2004	1	0	0	0	0	0	1	
	2003	3	0	0	0	0	0	3	
15	2003	7	0	0	0	0	0	7	
	2002	12	0	0	0	0	0	12	
16	2002	25	1	0	0	0	0	26	
	2001	32	2	0	0	0	0	34	
17	2001	46	4	0	0	0	0	50	
	2000	71	7	1	0	0	0	79	
18	2000	93	10	0	0	0	0	103	
	1999	117	28	2	1	0	0	148	
19	1999	158	28	1	0	0	0	187	
	1998	216	37	5	0	0	0	258	
20	1998	306	57	5	1	0	0	369	
	1997	368	77	11	0	1	1	458	
21	1997	408	131	10	2	1	0	552	
	1996	432	145	13	4	1	0	595	
22	1996	416	152	18	3	1	0	590	
	1995	481	189	29	6	3	0	708	
23	1995	455	240	38	11	1	0	745	
	1994	399	204	30	7	1	1	642	
24	1994	441	228	43	10	1	0	723	
	1993	378	231	31	5	1	1	647	
25	1993	385	228	41	13	4	2	673	
	1992	450	255	57	13	3	4	782	

nastavak/continued

Starost Age	Red rođenja							
	Godina rođenja Year of birth	prvo First	drugo Second	treće Third	četvrto Fourth	peto i više Fifth and more	nepoznato Unknown	ukupno Total
26	1992	479	298	52	12	1	0	842
	1991	502	299	70	18	5	0	894
27	1991	539	388	75	22	5	1	1.030
	1990	517	395	86	13	5	0	1.016
28	1990	480	380	98	21	8	0	987
	1989	462	377	99	15	3	1	957
29	1989	458	376	120	22	5	1	982
	1988	423	460	116	17	5	0	1.021
30	1988	469	413	109	29	13	0	1.033
	1987	407	479	113	19	9	4	1.031
31	1987	350	436	138	32	15	0	971
	1986	330	393	123	16	10	0	872
32	1986	307	401	142	32	17	1	900
	1985	292	381	139	39	13	0	864
33	1985	245	379	147	29	16	1	817
	1984	204	333	141	33	14	2	727
34	1984	221	323	158	39	15	1	757
	1983	193	292	130	34	9	0	658
35	1983	176	280	153	36	14	0	659
	1982	138	202	118	35	18	3	514
36	1982	148	218	123	35	24	0	548
	1981	105	179	114	30	8	0	436
37	1981	106	158	98	20	13	0	395
	1980	99	115	94	21	14	0	343
38	1980	84	117	73	26	14	0	314
	1979	53	96	77	26	10	1	263
39	1979	59	79	58	30	6	0	232
	1978	46	57	53	17	21	0	194

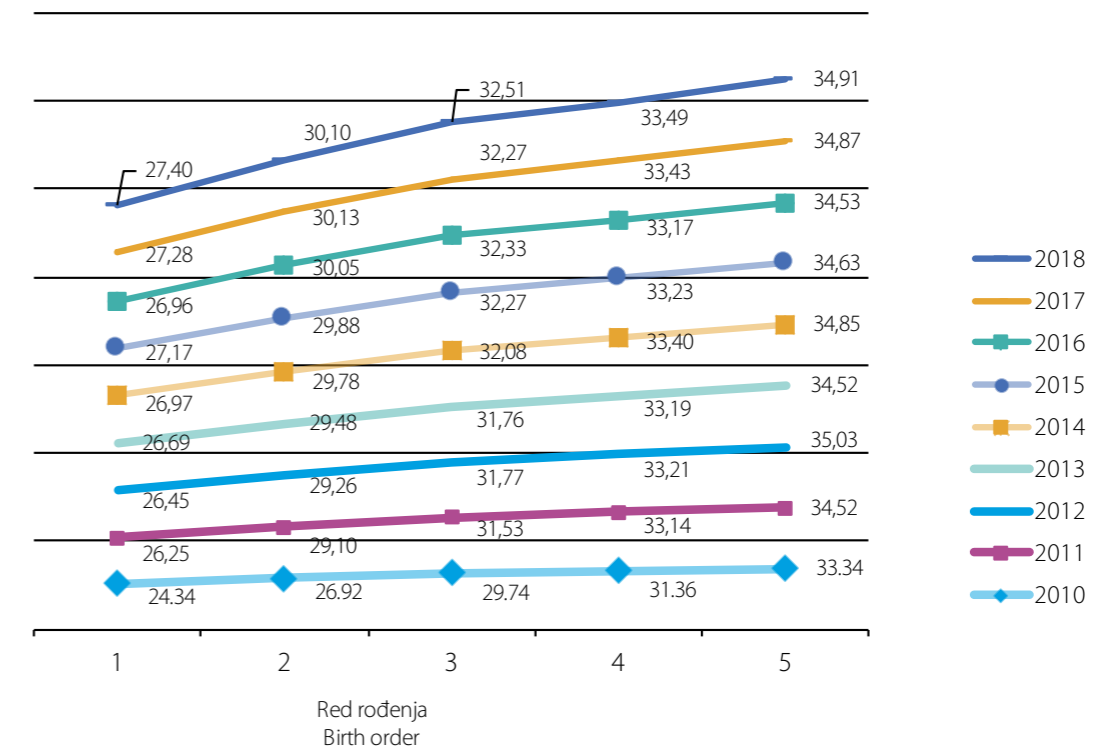
nastavak/continued

Starost Age	Red rođenja							
	Godina rođenja Year of birth	prvo First	drugo Second	treće Third	četvrto Fourth	peto i više Fifth and more	nepoznato Unknown	ukupno Total
40	1978	57	62	44	18	10	0	191
	1977	35	33	29	13	15	0	125
41	1977	27	37	15	12	9	0	100
	1976	19	26	19	10	5	0	79
42	1976	22	19	18	7	3	0	69
	1975	10	15	11	4	3	1	44
43	1975	22	7	9	4	4	0	46
	1974	14	8	4	1	3	0	30
44	1974	4	3	3	2	3	0	15
	1973	1	1	3	2	1	0	8
45	1973	6	4	4	2	0	0	16
	1972	8	4	1	1	0	0	14
46	1972	1	0	2	1	0	0	4
	1971	2	0	0	1	0	0	3
47	1971	0	2	0	0	0	0	2
	1970	1	0	1	0	0	0	2
48	1970	1	1	1	1	0	0	4
	1969	2	0	0	0	0	0	2
49	1969	1	0	0	0	0	0	1
	1968	1	0	0	0	2	0	3
50 i +	1968 i ranije 1968 and earlier	1	1	0	0	0	0	2
nepoznato Unknown		49	6	2	0	0	0	57
<b>Ukupno Total</b>		<b>13.877</b>	<b>10.787</b>	<b>3.518</b>	<b>873</b>	<b>386</b>	<b>26</b>	<b>29.467</b>

**14. PROSJEČNA STAROST MAJKE PREMA REDU ROĐENJA ŽIVOROĐENE DJECE**  
*Average mother's age by birth order of live births*

Godina	prvo	drugo	treće	četvrto	peto i više
Year	First	Second	Third	Fourth	Fifth and more
2004	24,34	26,92	29,74	31,36	33,34
2005	24,41	27,80	30,59	32,32	34,02
2006	24,51	27,92	30,55	32,20	33,79
2007	24,76	27,93	30,57	32,55	34,12
2008	24,94	28,15	30,83	32,76	34,08
2009	25,25	28,33	30,98	32,60	34,05
2010	25,87	28,91	31,61	33,10	34,02
2011	26,25	29,10	31,53	33,14	34,52
2012	26,45	29,26	31,77	33,21	35,03
2013	26,69	29,48	31,76	33,19	34,52
2014	26,97	29,78	32,08	33,40	34,85
2015	27,17	29,88	32,27	33,23	34,63
2016	26,96	30,05	32,33	33,17	34,53
2017	27,28	30,13	32,27	33,43	34,87
2018	27,40	30,10	32,51	33,49	34,91

**Grafikon 4. Prosječna starost majke prema redu rođenja živorođene djece**  
*Graph 4. Average mother's age by birth order of live births*



**15. ŽIVOROĐENI PREMA SPOLU, STAROSTI I GODINI ROĐENJA MAJKE U 2018.**  
*Live births by sex, age and year of birth of the mother in 2018*

Starost	Godina rođenja	Spol		Ukupno
		muški	ženski	
		Sex		
Age	Year of birth	Male	Female	Total
12	2006	0	0	0
	2005	0	0	0
13	2005	0	0	0
	2004	0	1	1
14	2004	0	1	1
	2003	2	1	3
15	2003	6	1	7
	2002	8	4	12
16	2002	15	11	26
	2001	18	16	34
17	2001	29	21	50
	2000	42	37	79
18	2000	54	49	103
	1999	77	71	148
19	1999	91	96	187
	1998	131	127	258
20	1998	198	171	369
	1997	235	223	458
21	1997	287	265	552
	1996	316	279	595
22	1996	310	280	590
	1995	381	327	708
23	1995	381	364	745
	1994	344	298	642
24	1994	378	345	723
	1993	334	313	647
25	1993	347	326	673
	1992	395	387	782
26	1992	442	400	842
	1991	450	444	894
27	1991	536	494	1.030
	1990	508	508	1.016
28	1990	490	497	987
	1989	517	440	957
29	1989	524	458	982
	1988	545	476	1.021
30	1988	530	503	1.033
	1987	545	486	1.031
31	1987	512	459	971
	1986	446	426	872

nastavak/continued

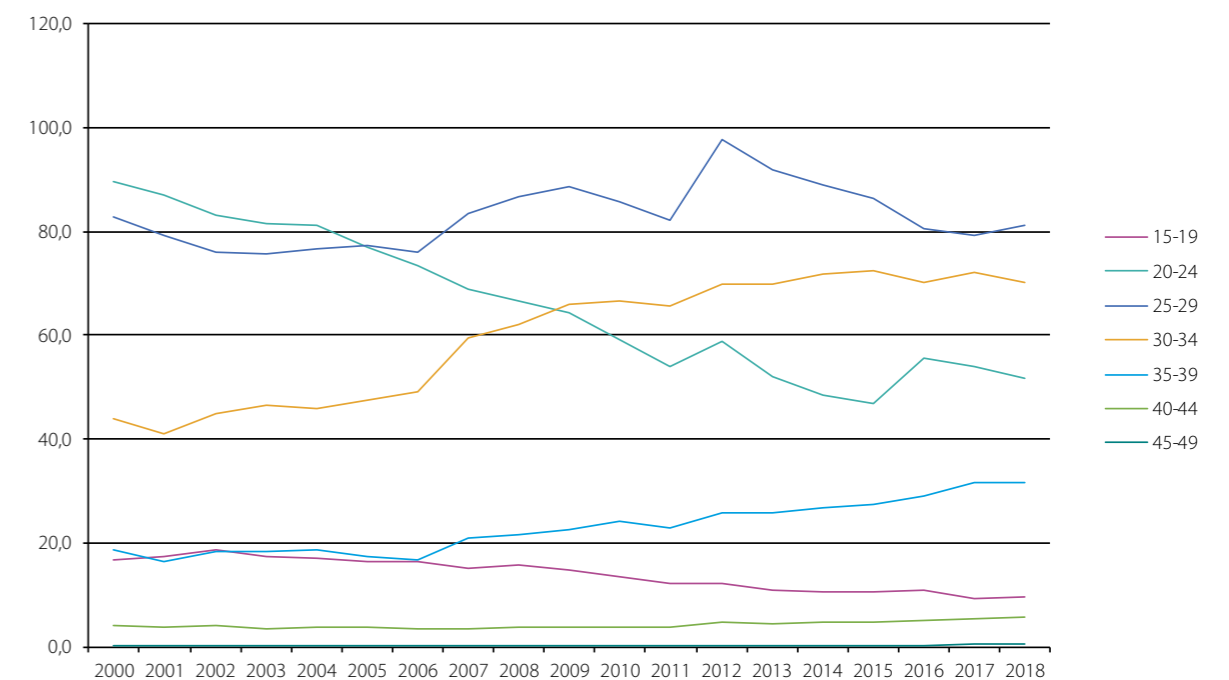
Starost	Godina rođenja	Spol		Ukupno
		muški	ženski	
		Sex		
Age	Year of birth	Male	Female	Total
32	1986	482	418	900
	1985	439	425	864
33	1985	424	393	817
	1984	354	373	727
34	1984	397	360	757
	1983	334	324	658
35	1983	319	340	659
	1982	278	236	514
36	1982	263	285	548
	1981	233	203	436
37	1981	202	193	395
	1980	177	166	343
38	1980	163	151	314
	1979	146	117	263
39	1979	106	126	232
	1978	97	97	194
40	1978	105	86	191
	1977	61	64	125
41	1977	56	44	100
	1976	42	37	79
42	1976	36	33	69
	1975	28	16	44
43	1975	21	25	46
	1974	14	16	30
44	1974	5	10	15
	1973	6	2	8
45	1973	7	9	16
	1972	6	8	14
46	1972	1	3	4
	1971	2	1	3
47	1971	2	0	2
	1970	1	1	2
48	1970	3	1	4
	1969	2	0	2
49	1969	0	1	1
	1968	2	1	3
50 i više / 50 and more	1968 i ranije 1968 and earlier	0	2	2
nepoznato/Unknown		30	27	57
<b>Ukupno/Total</b>		<b>15.268</b>	<b>14.199</b>	<b>29.467</b>

**16. STOPE FERTILITETA<sup>1)</sup>**  
**Fertility rates**

Godina Year	Ukupno Total	Starost majke Mother's age									Stopa ukupnog fertiliteta <sup>6)</sup> Total fer.rates <sup>6)</sup>
		ispod 15 Under 15	15-19	20-24	25-29	30-34	35-39	40-44	45-49	50 i više 50 and more	
		1996 <sup>2)</sup>	31,2	0,1	30,7	107,6	96,9	59,9	28,4	5,3	
1997 <sup>2)</sup>	32,4	0,1	36,1	122,5	93,1	55,5	23,7	5,4	0,5	0,0	1,684
1998 <sup>2)</sup>	30,1	0,0	26,2	113,4	91,1	51,4	23,5	5,5	0,5	0,0	1,558
1999 <sup>3)</sup>	23,7	0,0	19,9	96,8	84,9	47,4	19,0	4,1	0,3	0,0	1,362
2000 <sup>3)</sup>	19,7	0,0	16,6	89,6	82,7	44,1	18,6	4,0	0,2	0,0	1,300
2001 <sup>3)</sup>	18,8	0,0	17,4	87,1	79,2	41,1	16,5	3,7	0,3	0,0	1,400
2002 <sup>4)</sup>	18,2	0,1	18,7	83,1	76,1	45,0	18,3	4,1	0,2	0,0	1,200
2003 <sup>4)</sup>	18,0	0,1	17,4	81,5	75,7	46,5	18,2	3,6	0,2	0,0	1,215
2004 <sup>4)</sup>	17,9	0,1	17,2	81,1	76,6	46,0	18,7	3,7	0,2	0,0	1,217
2005 <sup>4)</sup>	17,7	0,0	16,5	77,1	77,4	47,6	17,5	3,7	0,2	0,0	1,200
2006 <sup>4)</sup>	17,4	0,1	16,4	73,4	76,1	49,0	16,8	3,4	0,2	0,0	1,176
2007 <sup>5)</sup>	35,0	0,0	15,2	68,9	83,4	59,5	20,8	3,6	0,3	0,0	1,258
2008 <sup>5)</sup>	35,7	0,1	15,8	66,7	86,7	62,0	21,5	4,0	0,2	0,0	1,285
2009 <sup>5)</sup>	36,1	0,1	14,8	64,5	88,7	66,1	22,6	3,8	0,2	0,0	1,303
2010 <sup>5)</sup>	35,0	0,1	13,5	59,1	85,8	66,5	24,2	3,9	0,2	0,0	1,266
2011 <sup>5)</sup>	33,3	0,1	12,2	54,0	82,3	65,6	23,0	3,7	0,2	0,0	1,205
2012 <sup>6)</sup>	36,8	0,0	12,3	59,0	97,7	70,0	25,8	4,7	0,2	0,0	1,349
2013 <sup>6)</sup>	34,7	0,0	11,0	52,2	91,8	69,7	25,7	4,4	0,3	0,0	1,276
2014 <sup>6)</sup>	34,2	0,0	10,7	48,6	88,8	71,9	26,9	4,6	0,3	0,0	1,258
2015 <sup>6)</sup>	33,7	0,0	10,5	46,8	86,3	72,5	27,5	4,6	0,2	0,0	1,242
2016 <sup>6)</sup>	35,7	0,0	11,0	55,6	80,5	70,2	29,0	5,2	0,2	0,0	1,258
2017 <sup>6)</sup>	35,7	0,1	9,2	53,9	79,2	72,2	31,6	5,4	0,4	0,0	1,259
2018 <sup>6)</sup>	36,2	0,1	9,5	51,8	81,3	70,2	31,5	5,8	0,4	0,0	1,252

- <sup>1)</sup> Specifične stope fertiliteta predstavljaju odnos između broja živorođene djece od majke određene starosti prema 1000 žena te iste starosti  
<sup>1)</sup> Fertility rates represent a ratio between a number of live born children by a mother of certain age by 1000 women of the same age  
<sup>2)</sup> Za godine 1996, 1997. i 1998. stope su rađene na bazi projekcije broja stanovnika za BiH za 1995, koju je uradio Odsjek za stanovništvo Ujedinjenih naroda, Revizija 1998  
<sup>2)</sup> For the years 1996, 1997 and 1998 the rates are based on the projections on a number of population in B&H for 1995 prepared by the UN Population Division, Revision 1998  
<sup>3)</sup> Za godine 1999, 2000. i 2001. stope su rađene na bazi projekcije broja stanovnika za BiH za 2000, koju je uradio Odsjek za stanovništvo Ujedinjenih naroda, Revizija 2000  
<sup>3)</sup> For the years 1999, 2000 and 2001 the rates are based on the projections on a number of population in B&H for 2000 prepared by the UN Population Division, Revision 2000  
<sup>4)</sup> Za godine 2002, 2003, 2004, 2005. i 2006. stope su rađene na bazi procjene broja stanovnika za BiH za 2002, koja je urađena u Agenciji za statistiku BiH  
<sup>4)</sup> For years 2002, 2003, 2004, 2005 and 2006 the rates are based on the estimate of a number of population in B&H for 2002 prepared by Agency for statistics of B&H  
<sup>5)</sup> Za godine 2007, 2008, 2009, 2010. i 2011. stope su rađene na bazi starosne i spolne strukture iz Ankete o potrošnji domaćinstva iz 2007. godine primjenjene na procjenjeni broj stanovnika BiH iz ovog biltena  
<sup>5)</sup> For the years 2007, 2008, 2009, 2010 and 2011 the rates are based on the estimate on age and sex structure from Household Budget Survey in B&H 2007 applied to the total number of population from this Bulletin  
<sup>6)</sup> Za 2012, 2013, 2014. i 2015. stope su rađene na bazi starosne i spolne strukture iz Ankete o potrošnji domaćinstva iz 2012. godine primjenjene na procjenjeni broj stanovnika BiH iz ovog biltena, a za 2016, 2017. i 2018. prema prethodnoj procjeni starosne strukture  
<sup>6)</sup> For the year 2012, 2013, 2014 and 2015 the rates are based on the estimate on age and sex structure from Household Budget Survey in BiH 2012 applied to the total number of population from this Bulletin, for 2016, 2017 and 2018 based on preliminary estimation of age and sex structure  
<sup>7)</sup> Stopa ukupnog fertiliteta predstavlja ukupan broj živorođene djece na jednu ženu  
<sup>7)</sup> Total fertility rate represents the total number of live births by a female

**Grafikon 5. Specifične stope fertiliteta**  
**Graph 5. Age-specific fertility rates**



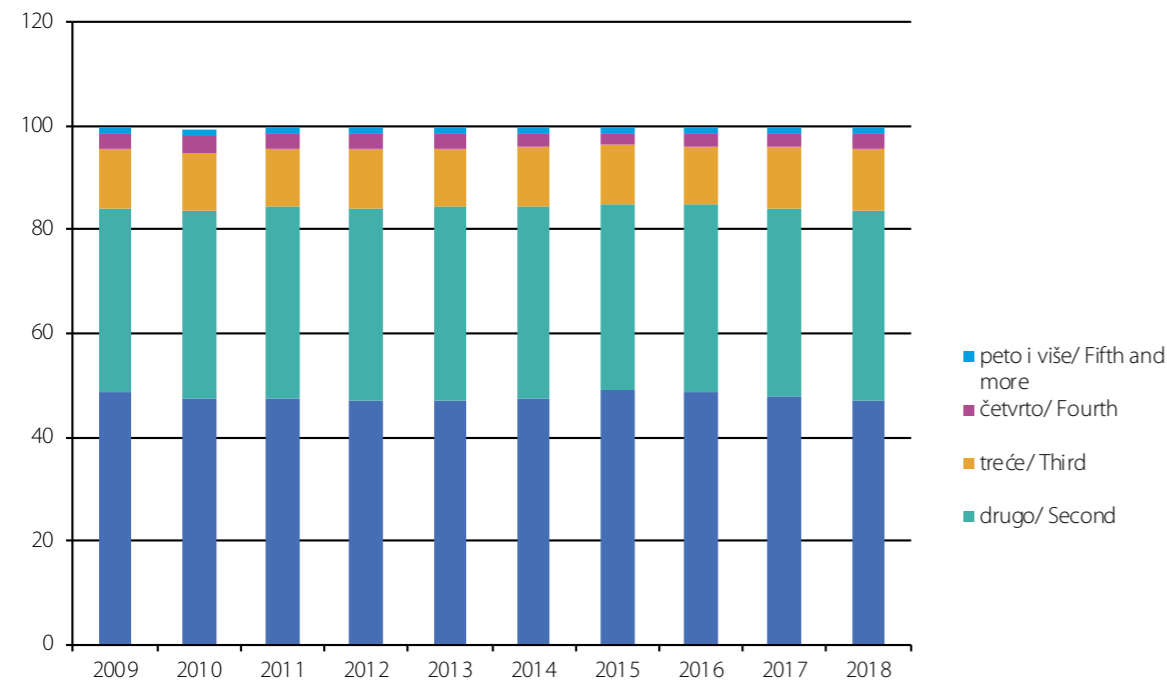
**17. ŽIVOROĐENI PO REDU ROĐENJA**  
*Live births by order*

Godina	Red rođenja						
	Ukupno	prvo	drugo	treće	četvrto	peto i više	nepoznato
Year	Birth order						
	Total	First	Second	Third	Fourth	Fifth and more	Unknown
1996	46.594	18.991	16.662	7.025	1.753	978	1.185
1997	48.397	20.667	16.775	6.400	1.534	813	2.208
1998	45.007	19.117	15.406	5.606	1.476	738	2.664
1999	42.464	18.487	14.549	5.443	1.413	840	1.732
2000	39.563	17.113	13.785	5.133	1.372	767	1.393
2001	37.717	16.895	13.068	4.530	1.273	699	1.252
2002	35.587	16.049	12.536	4.292	1.195	617	898
2003	35.234	16.003	12.367	4.129	1.199	598	938
2004	35.151	16.670	11.962	4.070	1.112	564	773
2005	34.627	16.582	11.813	3.976	1.069	529	658
2006	34.033	16.392	11.715	3.765	936	470	755
2007	33.835	16.252	11.632	3.817	926	467	741
2008	34.176	16.784	12.059	3.719	952	456	206
2009	34.550	16.740	12.374	3.938	944	419	135
2010	33.528	15.918	12.065	3.859	970	504	212
2011	31.811	15.147	11.725	3.524	865	463	87
2012	32.547	15.287	12.048	3.789	890	468	65
2013	30.684	14.451	11.448	3.438	850	396	101
2014	30.268	14.413	11.172	3.487	769	342	85
2015	29.770	14.598	10.709	3.361	686	357	59
2016	30.183	14.726	10.936	3.348	748	375	50
2017	30.200	14.485	10.959	3.561	791	353	51
2018	29.467	13.877	10.787	3.518	873	386	26

**18. STRUKTURA ŽIVOROĐENIH PO REDU ROĐENJA (%)**  
*Distribution of live births by order*

Godina	Red rođenja						
	Ukupno	prvo	drugo	treće	četvrto	peto i više	nepoznato
Year	Birth order						
	Total	First	Second	Third	Fourth	Fifth and more	Unknown
1996	100	40,8	35,8	15,1	3,8	1,2	2,5
1997	100	42,7	34,7	13,2	3,2	1,0	4,6
1998	100	42,5	34,2	12,5	3,3	0,9	5,9
1999	100	43,5	34,3	12,8	3,3	2,0	4,1
2000	100	43,3	34,8	13,0	3,5	1,9	3,5
2001	100	44,8	34,6	12,0	3,4	1,9	3,3
2002	100	45,1	35,2	12,1	3,4	1,7	2,5
2003	100	45,4	35,1	11,7	3,4	1,7	2,7
2004	100	47,4	34,0	11,6	3,2	1,6	2,2
2005	100	47,9	34,1	11,5	3,1	1,5	1,9
2006	100	48,2	34,4	11,1	2,8	1,4	2,2
2007	100	48,0	34,4	11,3	2,7	1,4	2,2
2008	100	49,1	35,3	10,9	2,8	1,3	0,6
2009	100	48,5	35,8	11,4	2,7	1,2	0,4
2010	100	47,5	36,0	11,5	2,9	1,5	0,6
2011	100	47,6	36,9	11,1	2,7	1,4	0,3
2012	100	47,0	37,0	11,7	2,7	1,4	0,2
2013	100	47,1	37,3	11,2	2,8	1,3	0,3
2014	100	47,6	36,9	11,5	2,6	1,1	0,3
2015	100	49,0	36,0	11,3	2,3	1,2	0,2
2016	100	48,8	36,2	11,1	2,5	1,2	0,2
2017	100	47,9	36,3	11,8	2,6	1,2	0,2
2018	100	47,1	36,6	11,9	3,0	1,3	0,1

**Grafikon 6. Struktura živorođenih po redu rođenja**  
**Graph 6. Distribution of live births by order**



**19. ŽIVOROĐENI PREMA BRAČNOM STATUSU, STAROSTI I GODINI ROĐENJA MAJKE U 2018.**  
**Live births by marital status, age and year of birth of the mother in 2018**

		Bračni status				
Starost	Godina rođenja	U braku	Van braka - roditelji žive zajedno	Van braka - roditelji ne žive zajedno	Nepoznato	Ukupno
		Marital status				
Age	Year of birth	Legitimate	Outside marriage - the parents are living together	Outside marriage - the parents do not live together	Unknown	Total
12	2006	0	0	0	0	0
12	2005	0	0	0	0	0
13	2005	0	0	0	0	0
13	2004	0	0	1	0	1
14	2004	0	0	1	0	1
14	2003	0	1	2	0	3
15	2003	0	5	2	0	7
15	2002	0	8	4	0	12
16	2002	4	17	5	0	26
16	2001	10	18	6	0	34
17	2001	7	34	9	0	50
17	2000	20	47	12	0	79
18	2000	62	33	8	0	103
18	1999	92	40	16	0	148
19	1999	144	29	14	0	187
19	1998	198	45	15	0	258
20	1998	306	51	12	0	369
20	1997	355	74	29	0	458
21	1997	466	66	20	0	552
21	1996	508	72	15	0	595
22	1996	508	63	19	0	590
22	1995	614	71	23	0	708
23	1995	646	80	19	0	745
23	1994	558	65	19	0	642
24	1994	638	76	9	0	723
24	1993	576	55	16	0	647
25	1993	608	48	15	2	673
25	1992	723	53	6	0	782
26	1992	747	84	11	0	842
26	1991	816	69	9	0	894
27	1991	935	83	12	0	1.030
27	1990	945	64	7	0	1.016
28	1990	908	67	12	0	987
28	1989	895	58	4	0	957



nastavak/continued

Bračni status						
Starost	Godina rođenja	U braku	Van braka - roditelji žive zajedno	Van braka - roditelji ne žive zajedno	Nepoznato	Ukupno
Marital status						
Age	Year of birth	Legitimate	Outside marriage - the parents are living together	Outside marriage - the parents do not live together	Unknown	Total
29	1989	913	58	11	0	982
	1988	947	58	16	0	1.021
30	1988	958	61	14	0	1.033
	1987	964	61	6	0	1.031
31	1987	886	75	10	0	971
	1986	802	52	18	0	872
32	1986	843	54	3	0	900
	1985	784	68	12	0	864
33	1985	756	52	9	0	817
	1984	656	54	17	0	727
34	1984	689	53	15	0	757
	1983	586	64	8	0	658
35	1983	583	58	18	0	659
	1982	448	58	8	0	514
36	1982	489	50	9	0	548
	1981	395	36	5	0	436
37	1981	347	40	8	0	395
	1980	299	37	7	0	343
38	1980	270	38	6	0	314
	1979	227	32	4	0	263
39	1979	195	33	4	0	232
	1978	162	26	6	0	194
40	1978	155	30	6	0	191
	1977	105	13	7	0	125
41	1977	81	18	1	0	100
	1976	69	7	3	0	79
42	1976	63	6	0	0	69
	1975	39	4	1	0	44
43	1975	36	8	2	0	46
	1974	25	4	1	0	30
44	1974	13	2	0	0	15
	1973	5	3	0	0	8

nastavak/continued

Bračni status						
Starost	Godina rođenja	U braku	Van braka - roditelji žive zajedno	Van braka - roditelji ne žive zajedno	Nepoznato	Ukupno
Marital status						
Age	Year of birth	Legitimate	Outside marriage - the parents are living together	Outside marriage - the parents do not live together	Unknown	Total
45	1973	13	2	1	0	16
	1972	13	0	1	0	14
46	1972	4	0	0	0	4
	1971	3	0	0	0	3
47	1971	2	0	0	0	2
	1970	2	0	0	0	2
48	1970	4	0	0	0	4
	1969	2	0	0	0	2
49	1969	0	1	0	0	1
	1968	2	1	0	0	3
50 i više 50 or more	1968 i ranije 1968 and earlier	1	1	0	0	2
nepoznato Unknown		49	5	3	0	57
<b>Ukupno Total</b>		<b>26.174</b>	<b>2.699</b>	<b>592</b>	<b>2</b>	<b>29.467</b>

**20. ŽIVOROĐENI PREMA ŠKOLSKOJ SPREMI MAJKE I OCA U 2018.**  
*Live births by educational attainment of mother and father in 2018*

Školska sprema majke	Ukupno	Školska sprema oca									
		Bez škole	Nepotpuna osnovna škola	Osnovna škola	Srednja škola	Specijalizacija nakon srednje škole	Viša škola	Visoka školska sprema	Magisterij	Doktorat	Nepoznato
Educational attainment of mother	Total	Educational attainment of father									
		Without education	Incomplete basic school	Basic school	Secondary school	Specialization after high school	Non-university high school	University degree	Master degree	Doctorate	Unknown
<b>Ukupno Total</b>	<b>29.467</b>	<b>80</b>	<b>131</b>	<b>1.319</b>	<b>19.619</b>	<b>50</b>	<b>1.114</b>	<b>4.947</b>	<b>547</b>	<b>94</b>	<b>1.566</b>
Bez škole <i>Without education</i>	135	47	18	12	10	0	0	0	0	0	48
Nepotpuna osnovna škola <i>Incomplete basic school</i>	229	12	60	52	62	0	0	0	0	0	43
Osnovna škola <i>Basic school</i>	2.333	13	29	703	1.396	1	15	20	1	0	155
Srednja škola <i>Secondary school</i>	16.616	6	22	523	14.001	13	369	1.185	90	9	398
Specijalizacija nakon srednje škole <i>Specialization after high school</i>	40	0	0	5	11	13	5	3	0	0	3
Viša škola <i>Non-university high school</i>	1.425	0	1	12	784	8	410	154	33	3	20
Visoka školska sprema <i>University degree</i>	6.796	0	0	7	2.958	9	226	3.243	201	46	106
Magisterij <i>Master degree</i>	958	0	0	0	325	3	79	318	210	21	2
Doktorat <i>Doctorate</i>	59	0	0	0	8	3	7	17	10	13	1
Nepoznato <i>Unknown</i>	876	2	1	5	64	0	3	7	2	2	790

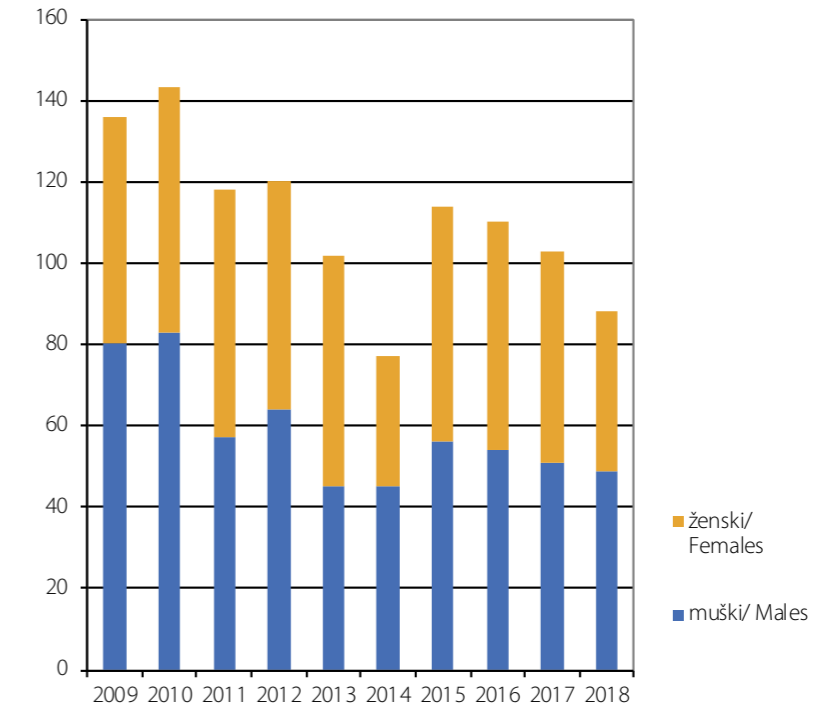
**21. ŽIVOROĐENI PO MJESECU ROĐENJA I DANU U 2018.**  
*Live births by month and day in 2018*

Dan/Day	Mjesec												Ukupno Total
	Month												
	M1	M2	M3	M4	M5	M6	M7	M8	M9	M10	M11	M12	
D1	95	94	75	59	80	66	71	90	71	100	84	62	947
D2	62	95	89	80	56	75	81	96	64	87	72	64	921
D3	86	60	73	69	87	50	106	109	80	101	75	81	977
D4	116	90	68	91	101	98	103	77	96	94	49	75	1.058
D5	85	83	68	75	64	71	110	74	100	75	75	68	948
D6	73	94	82	86	53	95	95	93	85	67	86	89	998
D7	70	88	106	62	59	90	72	104	92	68	86	71	968
D8	70	81	80	49	69	89	81	102	61	101	80	62	925
D9	70	88	76	75	66	64	99	100	64	96	93	67	958
D10	109	48	52	83	97	56	109	85	96	113	47	81	976
D11	83	52	60	87	97	84	117	67	98	98	66	97	1.006
D12	92	109	79	73	58	107	109	61	98	102	78	75	1.041
D13	53	75	84	79	61	81	102	77	93	69	96	85	955
D14	79	70	73	60	59	90	73	95	100	61	78	87	925
D15	87	83	80	62	82	79	63	110	71	86	93	58	954
D16	96	83	97	92	65	61	106	75	79	107	70	68	999
D17	101	47	51	94	80	63	96	106	90	86	83	80	977
D18	70	69	53	72	96	100	94	70	109	87	52	83	955
D19	103	72	85	62	59	85	102	82	92	79	88	73	982
D20	65	89	82	76	60	80	93	77	115	61	112	57	967
D21	80	84	89	50	91	75	75	71	91	54	67	74	901
D22	76	76	79	44	76	82	71	97	88	82	105	57	933
D23	96	93	75	75	89	67	103	87	80	82	92	48	987
D24	84	56	71	68	89	71	92	105	96	95	69	73	969
D25	85	62	48	87	94	92	101	71	104	86	64	77	971
D26	77	72	83	78	68	83	103	73	94	84	89	68	972
D27	73	87	88	96	72	89	102	89	107	57	74	87	1.021
D28	73	102	88	69	86	106	56	102	95	66	92	77	1.012
D29	78		67	56	95	84	84	90	59	95	91	50	849
D30	83		86	79	88	70	91	85	67	79	83	44	855
D31	78		69		76		102	89		98		48	560
<b>Ukupno Total</b>	<b>2.548</b>	<b>2.202</b>	<b>2.356</b>	<b>2.188</b>	<b>2.373</b>	<b>2.403</b>	<b>2.862</b>	<b>2.709</b>	<b>2.635</b>	<b>2.616</b>	<b>2.389</b>	<b>2.186</b>	<b>29.467</b>

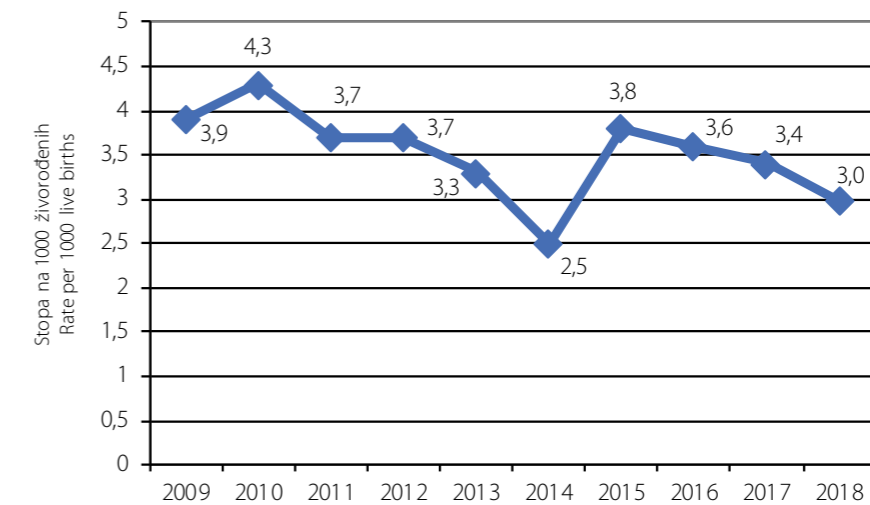
**22. MRTVOROĐENI PREMA SPOLU I STOPE MRTVOROĐENIH**  
*Stillbirths by sex, stillbirths rates*

Godina	Ukupno	ženski	muški	Mrtvorodeni na 1000 živorođenih
Year	Total	Females	Males	Stillbirths per 1000 live births
2001	193	95	98	5,1
2002	138	61	77	3,9
2003	150	59	91	4,3
2004	168	74	94	4,8
2005	147	62	85	4,2
2006	137	54	83	4,0
2007	174	76	98	5,1
2008	171	69	102	5,0
2009	136	56	80	3,9
2010	143	60	83	4,3
2011	118	61	57	3,7
2012	120	56	64	3,7
2013	102	57	45	3,3
2014	77	32	45	2,5
2015	114	58	56	3,8
2016	110	56	54	3,6
2017	103	52	51	3,4
2018	88	39	49	3,0

**Grafikon 7. Mrtvorodena djeca prema spolu**  
*Graph 7. Stillbirths children by sex*



**Grafikon 8. Stope mrtvorodjenih**  
*Graph 8. Stillbirths rates*



**23. MRTVOROĐENI PREMA STAROSTI MAJKE I REDU ROĐENJA MRTVOROĐENE DJECE U 2018.**  
*Stillbirths by age of mother and total birth order in 2018*

Starost majke						
Red rođenja	Svega	Ispod 15	15 - 19	20 - 24	25 - 29	30 - 34
Age of mother (years)						
Total birth order	All Ages	Under 15	15 - 19	20 - 24	25 - 29	30 - 34
<b>Ukupno Total</b>	<b>88</b>	<b>0</b>	<b>2</b>	<b>20</b>	<b>24</b>	<b>23</b>
Prvo First	65	0	2	17	17	17
Drugo Second	15	0	0	3	5	4
Treće Third	1	0	0	0	0	0
Četvrto i više Fourth and more	5	0	0	0	1	1
Nepoznato Unknown	2	0	0	0	1	1

Starost majke					
Red rođenja	Svega	35 - 39	40 - 44	45 i više	nepoznato
Age of mother (years)					
Total birth order	All ages	35 - 39	40 - 44	45 and more	Unknown
<b>Ukupno Total</b>	<b>88</b>	<b>10</b>	<b>8</b>	<b>1</b>	<b>0</b>
Prvo First	65	7	5	0	0
Drugo Second	15	1	2	0	0
Treće Third	1	1	0	0	0
Četvrto i više Fourth and more	5	1	1	1	0
Nepoznato Unknown	2	0	0	0	0

**24. UMRLI PO SPOLU I MJESTU SMRTI**  
*Death by sex and place of death*

Godina	Ukupno	Ženski	Muški	Mjesto smrti			% umrlih u zdravstvenoj ustanovi
				Zdravstvena ustanova	Drugo mjesto	Nepoznato	
Year	Total	Females	Males	Place of death			Percentage of deaths in medical facility
				Medical facility	Other place	Unknown	
1992-1995 <sup>1)</sup>	...	...	...	...	...	...	...
1996	25.152	11.200	13.952	10.218	14.934	...	41
1997	27.875	12.691	15.184	11.519	16.356	...	41
1998	28.679	13.376	15.303	13.084	15.595	...	46
1999	28.637	13.476	15.161	13.503	15.134	...	47
2000	30.482	14.424	16.058	13.489	16.993	...	44
2001	30.325	14.123	16.202	11.915	18.410	...	39
2002	30.155	14.508	15.647	11.488	18.647	...	38
2003	31.757	15.167	16.590	12.210	19.547	...	38
2004	32.616	15.836	16.780	12.886	19.730	...	40
2005	34.402	16.384	18.018	13.933	20.469	...	41
2006	33.221	15.913	17.308	13.636	19.585	...	41
2007	35.044	16.890	18.154	14.713	20.331	...	42
2008	34.026	16.339	17.687	14.890	19.136	...	44
2009	34.904	17.020	17.884	15.519	19.385	...	44
2010	35.118	17.218	17.900	15.922	19.196	...	45
2011	35.028	17.063	17.965	16.676	18.352	...	48
2012	35.817	17.381	18.436	17.260	18.557	...	48
2013	35.662	17.445	18.217	17.043	18.619	...	48
2014	35.980	17.620	18.360	16.847	19.017	116	47
2015	38.150	18.931	19.219	17.686	20.286	178	46
2016	36.571	18.029	18.542	17.171	18.985	415	47
2017	37.979	18.793	19.186	17.489	20.472	18	46
2018	37.744	18.737	19.007	17.911	19.738	95	47

<sup>1)</sup> Ne raspoloživo se sa pouzdanim podacima u periodu ratnih dejstava  
<sup>1)</sup> We do not dispose of the data for the period of the war

**25. UMRLI PO STAROSTI I SPOLU**  
*Deaths by age and sex*

Godina	Spol	Ukupno	0-4	5-9	10-14	15-19	20-24	25-29	30-34	35-39	40-44
Year	Sex	Total									
2005	<b>svega/All</b>	<b>34.402</b>	<b>284</b>	<b>38</b>	<b>45</b>	<b>101</b>	<b>165</b>	<b>173</b>	<b>203</b>	<b>304</b>	<b>547</b>
	ženski/ Females	16.384	122	17	12	22	53	39	70	110	172
	muški/ Males	18.018	162	21	33	79	112	134	133	194	375
2006	<b>svega/All</b>	<b>33.221</b>	<b>292</b>	<b>33</b>	<b>51</b>	<b>93</b>	<b>149</b>	<b>171</b>	<b>200</b>	<b>266</b>	<b>553</b>
	ženski/ Females	15.913	112	13	26	29	43	51	65	87	178
	muški/ Males	17.308	180	20	25	64	106	120	135	179	375
2007	<b>svega/All</b>	<b>35.044</b>	<b>268</b>	<b>43</b>	<b>29</b>	<b>101</b>	<b>149</b>	<b>178</b>	<b>209</b>	<b>285</b>	<b>538</b>
	ženski/ Females	16.890	118	22	12	26	41	43	70	87	193
	muški/ Males	18.154	150	21	17	75	108	135	139	198	345
2008	<b>svega/All</b>	<b>34.026</b>	<b>269</b>	<b>28</b>	<b>52</b>	<b>98</b>	<b>158</b>	<b>169</b>	<b>187</b>	<b>268</b>	<b>469</b>
	ženski/ Females	16.339	116	8	19	25	35	31	55	88	149
	muški/ Males	17.687	153	20	33	73	123	138	132	180	320
2009	<b>svega/All</b>	<b>34.904</b>	<b>255</b>	<b>21</b>	<b>24</b>	<b>65</b>	<b>143</b>	<b>154</b>	<b>190</b>	<b>244</b>	<b>473</b>
	ženski/ Females	17.020	120	6	9	23	38	42	63	73	157
	muški/ Males	17.884	135	15	15	42	105	112	127	171	316
2010	<b>svega/All</b>	<b>35.118</b>	<b>252</b>	<b>28</b>	<b>27</b>	<b>84</b>	<b>120</b>	<b>165</b>	<b>160</b>	<b>254</b>	<b>432</b>
	ženski/ Females	17.218	109	9	13	26	28	35	51	74	167
	muški/ Males	17.900	143	19	14	58	92	130	109	180	265
2011	<b>svega/All</b>	<b>35.028</b>	<b>211</b>	<b>15</b>	<b>20</b>	<b>81</b>	<b>105</b>	<b>124</b>	<b>172</b>	<b>247</b>	<b>428</b>
	ženski/ Females	17.063	83	4	6	26	23	41	53	80	143
	muški/ Males	17.965	128	11	14	55	82	83	119	167	285
2012	<b>svega/All</b>	<b>35.817</b>	<b>200</b>	<b>19</b>	<b>36</b>	<b>80</b>	<b>129</b>	<b>129</b>	<b>156</b>	<b>228</b>	<b>385</b>
	ženski/ Females	17.381	71	3	12	30	29	33	53	94	119
	muški/ Males	18.436	129	16	24	50	100	96	103	134	266
2013	<b>svega/All</b>	<b>35.662</b>	<b>215</b>	<b>18</b>	<b>31</b>	<b>83</b>	<b>100</b>	<b>130</b>	<b>179</b>	<b>241</b>	<b>368</b>
	ženski/ Females	17.445	88	8	11	23	18	33	53	85	119
	muški/ Males	18.217	127	10	20	60	82	97	126	156	249

Godina	Spol	45-49	50-54	55-59	60-64	65-69	70-74	75-79	80-84	85 i više 85 and more	nepoznato Unknown
Year	Sex										
2005	<b>svega/All</b>	<b>961</b>	<b>1.546</b>	<b>1.945</b>	<b>2.580</b>	<b>5.062</b>	<b>6.448</b>	<b>6.567</b>	<b>4.487</b>	<b>2.913</b>	<b>33</b>
	ženski/ Females	310	480	634	970	2.088	3.056	3.461	2.829	1.923	16
	muški/ Males	651	1.066	1.311	1.610	2.974	3.392	3.106	1.658	990	17
2006	<b>svega/All</b>	<b>944</b>	<b>1.599</b>	<b>1.946</b>	<b>2.229</b>	<b>4.553</b>	<b>6.212</b>	<b>6.437</b>	<b>4.504</b>	<b>2.933</b>	<b>56</b>
	ženski/ Females	334	506	654	838	1.859	2.891	3.356	2.878	1.968	25
	muški/ Males	610	1.093	1.292	1.391	2.694	3.321	3.081	1.626	965	31
2007	<b>svega/All</b>	<b>1.012</b>	<b>1.762</b>	<b>2.098</b>	<b>2.437</b>	<b>4.588</b>	<b>6.389</b>	<b>6.937</b>	<b>4.838</b>	<b>3.145</b>	<b>38</b>
	ženski/ Females	329	566	697	915	1.914	2.938	3.688	3.064	2.147	20
	muški/ Males	683	1.196	1.401	1.522	2.674	3.451	3.249	1.774	998	18
2008	<b>svega/All</b>	<b>947</b>	<b>1.497</b>	<b>2.090</b>	<b>2.262</b>	<b>3.968</b>	<b>6.203</b>	<b>6.795</b>	<b>5.132</b>	<b>3.399</b>	<b>35</b>
	ženski/ Females	327	450	723	780	1.620	2.878	3.593	3.089	2.340	13
	muški/ Males	620	1.047	1.367	1.482	2.348	3.325	3.202	2.043	1.059	22
2009	<b>svega/All</b>	<b>910</b>	<b>1.492</b>	<b>2.161</b>	<b>2.440</b>	<b>3.787</b>	<b>6.145</b>	<b>6.876</b>	<b>5.643</b>	<b>3.851</b>	<b>30</b>
	ženski/ Females	320	466	700	841	1.659	2.846	3.607	3.420	2.620	10
	muški/ Males	590	1.026	1.461	1.599	2.128	3.299	3.269	2.223	1.231	20
2010	<b>svega/All</b>	<b>844</b>	<b>1.465</b>	<b>2.141</b>	<b>2.610</b>	<b>3.390</b>	<b>6.045</b>	<b>6.948</b>	<b>6.006</b>	<b>4.119</b>	<b>28</b>
	ženski/ Females	291	485	712	963	1.358	2.846	3.604	3.566	2.865	16
	muški/ Males	553	980	1.429	1.647	2.032	3.199	3.344	2.440	1.254	12
2011	<b>svega/All</b>	<b>799</b>	<b>1.410</b>	<b>2.209</b>	<b>2.655</b>	<b>3.019</b>	<b>5.694</b>	<b>7.230</b>	<b>6.278</b>	<b>4.296</b>	<b>35</b>
	ženski/ Females	263	480	702	927	1.232	2.626	3.763	3.593	2.995	23
	muški/ Males	536	930	1.507	1.728	1.787	3.068	3.467	2.685	1.301	12
2012	<b>svega/All</b>	<b>732</b>	<b>1.395</b>	<b>2.157</b>	<b>2.706</b>	<b>3.084</b>	<b>5.478</b>	<b>7.388</b>	<b>6.624</b>	<b>4.858</b>	<b>33</b>
	ženski/ Females	248	463	714	928	1.226	2.493	3.791	3.756	3.303	15
	muški/ Males	484	932	1.443	1.778	1.858	2.985	3.597	2.868	1.555	18
2013	<b>svega/All</b>	<b>734</b>	<b>1.412</b>	<b>2.128</b>	<b>2.871</b>	<b>3.086</b>	<b>4.967</b>	<b>7.178</b>	<b>6.657</b>	<b>5.242</b>	<b>22</b>
	ženski/ Females	265	486	685	1.053	1.227	2.240	3.730	3.825	3.486	10
	muški/ Males	469	926	1.443	1.818	1.859	2.727	3.448	2.832	1.756	12

nastavak/continued

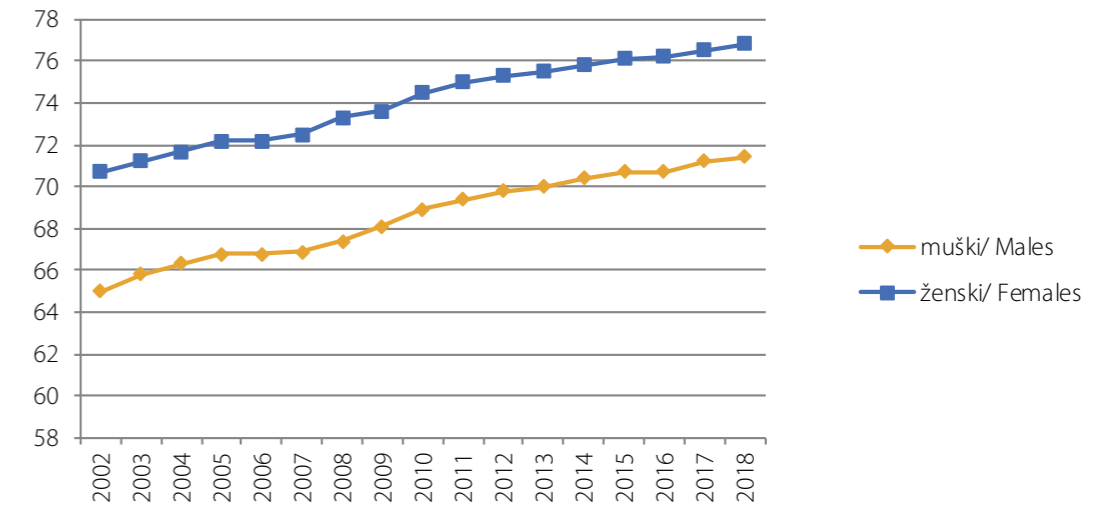
Godina	Spol	Ukupno	0-4	5-9	10-14	15-19	20-24	25-29	30-34	35-39	40-44
Year	Sex	Total									
2014	<b>svoga/All</b>	<b>35.980</b>	<b>179</b>	<b>12</b>	<b>23</b>	<b>62</b>	<b>105</b>	<b>117</b>	<b>161</b>	<b>240</b>	<b>400</b>
	ženski/ Females	17.620	93	4	9	13	19	29	57	93	151
	muški/ Males	18.360	86	8	14	49	86	88	104	147	249
2015	<b>svoga/All</b>	<b>38.150</b>	<b>210</b>	<b>19</b>	<b>36</b>	<b>74</b>	<b>112</b>	<b>120</b>	<b>167</b>	<b>251</b>	<b>393</b>
	ženski/ Females	18.931	98	11	15	21	21	30	62	79	131
	muški/ Males	19.219	112	8	21	53	91	90	105	172	262
2016	<b>svoga/All</b>	<b>36.571</b>	<b>206</b>	<b>24</b>	<b>28</b>	<b>81</b>	<b>117</b>	<b>111</b>	<b>152</b>	<b>206</b>	<b>360</b>
	ženski/ Females	18.029	83	8	12	23	24	32	48	77	129
	muški/ Males	18.542	123	16	16	58	93	79	104	129	231
2017	<b>svoga/All</b>	<b>37.979</b>	<b>215</b>	<b>22</b>	<b>26</b>	<b>58</b>	<b>109</b>	<b>106</b>	<b>148</b>	<b>221</b>	<b>368</b>
	ženski/ Females	18.793	96	7	14	16	25	23	47	82	139
	muški/ Males	19.186	119	15	12	42	84	83	101	139	229
2018	<b>svoga/All</b>	<b>37.744</b>	<b>209</b>	<b>17</b>	<b>22</b>	<b>60</b>	<b>108</b>	<b>102</b>	<b>122</b>	<b>239</b>	<b>360</b>
	ženski/ Females	18.737	102	9	7	19	25	31	37	82	135
	muški/ Males	19.007	107	8	15	41	83	71	85	157	225

Godina	Spol	45-49	50-54	55-59	60-64	65-69	70-74	75-79	80-84	85 i više	nepoznato
Year	Sex									85 and more	Unknown
2014	<b>svoga/All</b>	<b>739</b>	<b>1.378</b>	<b>2.065</b>	<b>2.926</b>	<b>3.199</b>	<b>4.820</b>	<b>7.031</b>	<b>6.779</b>	<b>5.733</b>	<b>11</b>
	ženski/ Females	250	465	676	955	1.274	2.206	3.629	3.910	3.782	5
	muški/ Males	489	913	1.389	1.971	1.925	2.614	3.402	2.869	1.951	6
2015	<b>svoga/All</b>	<b>687</b>	<b>1.276</b>	<b>2.161</b>	<b>3.106</b>	<b>3.667</b>	<b>4.428</b>	<b>7.541</b>	<b>7.447</b>	<b>6.452</b>	<b>3</b>
	ženski/ Females	250	450	731	1.081	1.421	2.030	3.975	4.296	4.228	1
	muški/ Males	437	826	1.430	2.025	2.246	2.398	3.566	3.151	2.224	2
2016	<b>svoga/All</b>	<b>655</b>	<b>1.220</b>	<b>2.202</b>	<b>3.033</b>	<b>3.593</b>	<b>4.069</b>	<b>6.997</b>	<b>7.073</b>	<b>6.443</b>	<b>1</b>
	ženski/ Females	224	405	738	1.041	1.421	1.870	3.645	4.089	4.159	1
	muški/ Males	431	815	1.464	1.992	2.172	2.199	3.352	2.984	2.284	0
2017	<b>svoga/All</b>	<b>639</b>	<b>1.175</b>	<b>2.073</b>	<b>3.200</b>	<b>3.876</b>	<b>4.059</b>	<b>6.894</b>	<b>7.649</b>	<b>7.137</b>	<b>4</b>
	ženski/ Females	225	421	709	1.145	1.463	1.798	3.566	4.444	4.572	1
	muški/ Males	414	754	1.364	2.055	2.413	2.261	3.328	3.205	2.565	3
2018	<b>svoga/All</b>	<b>614</b>	<b>1.108</b>	<b>2.035</b>	<b>3.110</b>	<b>4.014</b>	<b>4.200</b>	<b>6.377</b>	<b>7.702</b>	<b>7.344</b>	<b>1</b>
	ženski/ Females	233	340	646	1.078	1.529	1.930	3.356	4.462	4.715	1
	muški/ Males	381	768	1.389	2.032	2.485	2.270	3.021	3.240	2.629	0

**26. PROSJEČNA STAROST UMRLIH OSOBA**  
*Average age of deaths*

Godina	Prosječna starost umrlih osoba		
	ukupno	ženski	muški
Year	Average age of deaths		
	Total	Females	Males
1999	66,6	69,5	64,0
2000	66,8	69,7	64,2
2001	67,2	70,2	64,6
2002	67,8	70,7	65,0
2003	68,4	71,2	65,8
2004	68,9	71,7	66,3
2005	69,3	72,2	66,8
2006	69,4	72,2	66,8
2007	69,6	72,5	66,9
2008	70,2	73,3	67,4
2009	70,8	73,6	68,1
2010	71,6	74,5	68,9
2011	72,1	75,0	69,4
2012	72,5	75,3	69,8
2013	72,7	75,5	70,0
2014	73,0	75,8	70,4
2015	73,4	76,1	70,7
2016	73,4	76,2	70,7
2017	73,9	76,5	71,2
2018	74,1	76,8	71,4

**Grafikon 9. Prosječna starost umrlih osoba**  
*Graph 9. Average age of deaths*



**27. UMRLI PO SPOLU, STAROSTI I GODINI ROĐENJA U 2018.**  
*Deaths by sex, age and year of birth in 2018*

Starost	Godina rođenja	Spol		Ukupno
		ženski	muški	
Age	Year of birth	Sex		Total
		Females	Males	
0	2018	80	83	163
	2017	11	9	20
1	2017	3	2	5
	2016	4	3	7
2	2016	1	3	4
	2015	2	4	6
3	2015	0	2	2
	2014	0	0	0
4	2014	0	1	1
	2013	1	0	1
5	2013	1	1	2
	2012	2	2	4
6	2012	0	0	0
	2011	0	1	1
7	2011	1	1	2
	2010	0	1	1
8	2010	1	0	1
	2009	1	0	1
9	2009	2	1	3
	2008	1	1	2
10	2008	2	0	2
	2007	2	1	3
11	2007	1	2	3
	2006	0	0	0
12	2006	1	2	3
	2005	0	1	1
13	2005	0	0	0
	2004	0	1	1

nastavak/continued

Starost	Godina rođenja	Spol		Ukupno
		ženski	muški	
Age	Year of birth	Sex		Total
		Females	Males	
14	2004	0	4	4
	2003	1	4	5
15	2003	1	0	1
	2002	1	1	2
16	2002	3	5	8
	2001	2	2	4
17	2001	2	3	5
	2000	3	1	4
18	2000	1	6	7
	1999	3	5	8
19	1999	2	10	12
	1998	1	8	9
20	1998	3	12	15
	1997	3	6	9
21	1997	2	10	12
	1996	1	9	10
22	1996	4	6	10
	1995	3	10	13
23	1995	4	10	14
	1994	3	8	11
24	1994	1	9	10
	1993	1	3	4
25	1993	4	2	6
	1992	3	9	12
26	1992	4	4	8
	1991	6	10	16
27	1991	3	5	8
	1990	2	6	8



nastavak/continued

Starost	Godina rođenja	Spol		Ukupno
		ženski	muški	
Age	Year of birth	Sex		Total
		Females	Males	
28	1990	2	10	12
	1989	2	11	13
29	1989	2	7	9
	1988	3	7	10
30	1988	0	6	6
	1987	5	4	9
31	1987	5	11	16
	1986	5	11	16
32	1986	6	7	13
	1985	2	4	6
33	1985	3	7	10
	1984	2	9	11
34	1984	5	11	16
	1983	4	15	19
35	1983	4	19	23
	1982	10	12	22
36	1982	7	20	27
	1981	10	14	24
37	1981	6	9	15
	1980	10	17	27
38	1980	11	22	33
	1979	7	18	25
39	1979	6	17	23
	1978	11	9	20
40	1978	4	24	28
	1977	14	14	28
41	1977	8	17	25
	1976	19	21	40
42	1976	14	19	33
	1975	10	20	30

nastavak/continued

Starost	Godina rođenja	Spol		Ukupno
		ženski	muški	
Age	Year of birth	Sex		Total
		Females	Males	
43	1975	22	23	45
	1974	18	28	46
44	1974	14	35	49
	1973	12	24	36
45	1973	14	20	34
	1972	11	23	34
46	1972	22	44	66
	1971	28	25	53
47	1971	27	32	59
	1970	15	32	47
48	1970	27	49	76
	1969	29	39	68
49	1969	30	55	85
	1968	30	62	92
50	1968	29	66	95
	1967	25	48	73
51	1967	26	66	92
	1966	29	72	101
52	1966	33	96	129
	1965	37	72	109
53	1965	49	77	126
	1964	28	78	106
54	1964	42	105	147
	1963	42	88	130
55	1963	54	120	174
	1962	51	110	161
56	1962	71	118	189
	1961	60	121	181
57	1961	78	175	253
	1960	50	128	178

nastavak/continued

Starost	Godina rođenja	Spol		Ukupno
		ženski	muški	
Age	Year of birth	Sex		Total
		Females	Males	
58	1960	69	162	231
	1959	64	129	193
59	1959	61	174	235
	1958	88	152	240
60	1958	104	188	292
	1957	70	154	224
61	1957	95	169	264
	1956	93	178	271
62	1956	115	215	330
	1955	91	177	268
63	1955	124	230	354
	1954	134	225	359
64	1954	127	257	384
	1953	125	239	364
65	1953	154	283	437
	1952	146	217	363
66	1952	125	267	392
	1951	121	189	310
67	1951	145	238	383
	1950	148	245	393
68	1950	167	299	466
	1949	178	253	431
69	1949	172	258	430
	1948	173	236	409
70	1948	172	245	417
	1947	181	237	418
71	1947	201	283	484
	1946	197	240	437
72	1946	189	229	418
	1945	181	180	361

nastavak/continued

Starost	Godina rođenja	Spol		Ukupno
		ženski	muški	
Age	Year of birth	Sex		Total
		Females	Males	
73	1945	207	223	430
	1944	184	204	388
74	1944	209	219	428
	1943	209	210	419
75	1943	235	223	458
	1942	252	232	484
76	1942	286	283	569
	1941	294	303	597
77	1941	357	324	681
	1940	324	299	623
78	1940	408	340	748
	1939	409	348	757
79	1939	395	348	743
	1938	396	321	717
80	1938	428	336	764
	1937	473	344	817
81	1937	439	374	813
	1936	417	309	726
82	1936	481	375	856
	1935	443	312	755
83	1935	442	328	770
	1934	443	286	729
84	1934	458	308	766
	1933	438	268	706
85	1933	395	259	654
	1932	357	222	579
86	1932	410	216	626
	1931	312	187	499
87	1931	308	223	531
	1930	317	195	512

nastavak/continued

Starost	Godina rođenja	Spol		Ukupno
		ženski	muški	
Age	Year of birth	Sex		Total
		Females	Males	
88	1930	314	163	477
	1929	281	180	461
89	1929	212	150	362
	1928	230	148	378
90	1928	229	125	354
	1927	178	89	267
91	1927	123	65	188
	1926	170	61	231
92	1926	145	61	206
	1925	114	37	151
93	1925	113	35	148
	1924	88	32	120
94	1924	78	31	109
	1923	67	40	107
95	1923	57	24	81
	1922	49	21	70
96	1922	32	15	47
	1921	23	11	34
97	1921	25	11	36
	1920	28	9	37
98	1920	22	4	26
	1919	10	5	15
99	1919	7	2	9
	1918	5	1	6
100	1918	3	1	4
	1917	0	1	1
101	1917	0	0	0
	1916	3	1	4
102	1916	2	0	2
	1915	0	1	1

nastavak/continued

Starost	Godina rođenja	Spol		Ukupno
		ženski	muški	
Age	Year of birth	Sex		Total
		Females	Males	
103	1915	2	1	3
	1914	0	0	0
104	1914	1	0	1
	1913	2	0	2
105	1913	2	0	2
	1912	0	0	0
106	1912	1	0	1
	1911	0	0	0
107	1911	0	0	0
	1910	0	0	0
108	1910	0	0	0
	1909	0	1	1
109	1909	0	0	0
	1908	0	0	0
110	1908 i ranije and earlier	0	1	1
nepoznato Unknown		1	0	1
<b>UKUPNO TOTAL</b>		<b>18.737</b>	<b>19.007</b>	<b>37.744</b>

**28. UMRLI PO UZROKU SMRTI I SPOLU PREMA STAROSTI U 2018.**  
*Deaths by cause of death and sex by age in 2018*

Uzrok smrti	Ukupno	do 1 godine	1-4	5-9	10-14	15-19	20-24	25-29	30-34	35-39
<i>Cause of death</i>	<i>Total</i>	<i>Under 1 year</i>								
<b>UKUPNO svega / All</b>	<b>37.744</b>	<b>183</b>	<b>26</b>	<b>17</b>	<b>22</b>	<b>60</b>	<b>108</b>	<b>102</b>	<b>122</b>	<b>239</b>
TOTAL ženski / Females	18.737	91	11	9	7	19	25	31	37	82
TOTAL muški / Males	19.007	92	15	8	15	41	83	71	85	157
(A00-B99) Određene infektivne i parazitne bolesti / <i>Infectious and parasitic diseases</i>										
<b>svega / All</b>	<b>443</b>	<b>3</b>	<b>0</b>	<b>1</b>	<b>0</b>	<b>0</b>	<b>1</b>	<b>0</b>	<b>4</b>	<b>5</b>
ženski / Females	200	1	0	1	0	0	0	0	2	3
muški / Males	243	2	0	0	0	0	1	0	2	2
(C00-C97, D00-D48) Neoplazme / <i>Neoplasms</i>										
<b>svega / All</b>	<b>7.881</b>	<b>1</b>	<b>3</b>	<b>3</b>	<b>3</b>	<b>12</b>	<b>9</b>	<b>16</b>	<b>14</b>	<b>54</b>
ženski / Females	3.275	1	1	1	2	4	2	5	8	31
muški / Males	4.606	0	2	2	1	8	7	11	6	23
(D50-D89) Bolesti krvi i krvotvornih organa i određeni poremećaji imunog sistema / <i>Diseases of the blood and blood-forming organs, disorders involving the immune mechanism</i>										
<b>svega / All</b>	<b>72</b>	<b>1</b>	<b>0</b>	<b>0</b>	<b>1</b>	<b>0</b>	<b>0</b>	<b>0</b>	<b>1</b>	<b>0</b>
ženski / Females	45	1	0	0	1	0	0	0	1	0
muški / Males	27	0	0	0	0	0	0	0	0	0
(E00-E90) Endokrina i metabolička oboljenja sa poremećajima u ishrani / <i>Endocrine metabolic and nutritional diseases</i>										
<b>svega / All</b>	<b>2.086</b>	<b>0</b>	<b>1</b>	<b>0</b>	<b>0</b>	<b>0</b>	<b>3</b>	<b>5</b>	<b>4</b>	<b>7</b>
ženski / Females	1.205	0	0	0	0	0	3	3	2	3
muški / Males	881	0	1	0	0	0	0	2	2	4
(F00-F99) Mentalni poremećaji i poremećaji ponašanja / <i>Mental and behavioural disorders</i>										
<b>svega / All</b>	<b>236</b>	<b>0</b>	<b>0</b>	<b>0</b>	<b>0</b>	<b>0</b>	<b>0</b>	<b>1</b>	<b>0</b>	<b>4</b>
ženski / Females	115	0	0	0	0	0	0	1	0	1
muški / Males	121	0	0	0	0	0	0	0	0	3
(G00-G99) Oboljenja nervnog sistema / <i>Diseases of the nervous system</i>										
<b>svega / All</b>	<b>337</b>	<b>2</b>	<b>0</b>	<b>1</b>	<b>4</b>	<b>3</b>	<b>3</b>	<b>6</b>	<b>4</b>	<b>7</b>
ženski / Females	166	0	0	1	0	1	2	3	3	2
muški / Males	171	2	0	0	4	2	1	3	1	5
(H60-H93) Bolesti uha i mastoidnog nastavka / <i>Diseases of the ear and adnexa</i>										
<b>svega / All</b>	<b>0</b>	<b>0</b>	<b>0</b>	<b>0</b>	<b>0</b>	<b>0</b>	<b>0</b>	<b>0</b>	<b>0</b>	<b>0</b>
ženski / Females	0	0	0	0	0	0	0	0	0	0
muški / Males	0	0	0	0	0	0	0	0	0	0

Uzrok smrti	40-44	45-49	50-54	55-59	60-64	65-69	70-74	75-79	80-84	85 i više	Nepoznato
<i>Cause of death</i>										<i>85 and more</i>	<i>Unknown</i>
<b>UKUPNO svega / All</b>	<b>360</b>	<b>614</b>	<b>1.108</b>	<b>2.035</b>	<b>3.110</b>	<b>4.014</b>	<b>4.200</b>	<b>6.377</b>	<b>7.702</b>	<b>7.344</b>	<b>1</b>
TOTAL ženski / Females	135	233	340	646	1.078	1.529	1.930	3.356	4.462	4.715	1
TOTAL muški / Males	225	381	768	1.389	2.032	2.485	2.270	3.021	3.240	2.629	0
(A00-B99) Određene infektivne i parazitne bolesti / <i>Infectious and parasitic diseases</i>											
<b>svega / All</b>	<b>11</b>	<b>11</b>	<b>22</b>	<b>17</b>	<b>45</b>	<b>65</b>	<b>37</b>	<b>87</b>	<b>72</b>	<b>62</b>	<b>0</b>
ženski / Females	5	3	7	3	12	26	13	46	38	40	0
muški / Males	6	8	15	14	33	39	24	41	34	22	0
(C00-C97, D00-D48) Neoplazme / <i>Neoplasms</i>											
<b>svega / All</b>	<b>96</b>	<b>186</b>	<b>365</b>	<b>768</b>	<b>1.111</b>	<b>1.304</b>	<b>1.110</b>	<b>1.263</b>	<b>1.049</b>	<b>514</b>	<b>0</b>
ženski / Females	59	92	148	292	415	481	475	549	463	246	0
muški / Males	37	94	217	476	696	823	635	714	586	268	0
(D50-D89) Bolesti krvi i krvotvornih organa i određeni poremećaji imunog sistema / <i>Diseases of the blood and blood-forming organs, disorders involving the immune mechanism</i>											
<b>svega / All</b>	<b>2</b>	<b>0</b>	<b>3</b>	<b>2</b>	<b>3</b>	<b>7</b>	<b>8</b>	<b>14</b>	<b>16</b>	<b>14</b>	<b>0</b>
ženski / Females	1	0	2	1	1	3	6	8	10	10	0
muški / Males	1	0	1	1	2	4	2	6	6	4	0
(E00-E90) Endokrina i metabolička oboljenja sa poremećajima u ishrani / <i>Endocrine metabolic and nutritional diseases</i>											
<b>svega / All</b>	<b>6</b>	<b>19</b>	<b>26</b>	<b>79</b>	<b>156</b>	<b>232</b>	<b>331</b>	<b>448</b>	<b>485</b>	<b>284</b>	<b>0</b>
ženski / Females	3	7	9	30	61	102	182	289	319	192	0
muški / Males	3	12	17	49	95	130	149	159	166	92	0
(F00-F99) Mentalni poremećaji i poremećaji ponašanja / <i>Mental and behavioural disorders</i>											
<b>svega / All</b>	<b>4</b>	<b>10</b>	<b>6</b>	<b>22</b>	<b>22</b>	<b>21</b>	<b>20</b>	<b>32</b>	<b>42</b>	<b>52</b>	<b>0</b>
ženski / Females	0	1	3	2	10	12	10	21	25	29	0
muški / Males	4	9	3	20	12	9	10	11	17	23	0
(G00-G99) Oboljenja nervnog sistema / <i>Diseases of the nervous system</i>											
<b>svega / All</b>	<b>12</b>	<b>15</b>	<b>9</b>	<b>19</b>	<b>27</b>	<b>31</b>	<b>34</b>	<b>59</b>	<b>65</b>	<b>36</b>	<b>0</b>
ženski / Females	6	6	5	12	10	12	16	30	35	22	0
muški / Males	6	9	4	7	17	19	18	29	30	14	0
(H60-H93) Bolesti uha i mastoidnog nastavka / <i>Diseases of the ear and adnexa</i>											
<b>svega / All</b>	<b>0</b>	<b>0</b>	<b>0</b>	<b>0</b>	<b>0</b>	<b>0</b>	<b>0</b>	<b>0</b>	<b>0</b>	<b>0</b>	<b>0</b>
ženski / Females	0	0	0	0	0	0	0	0	0	0	0
muški / Males	0	0	0	0	0	0	0	0	0	0	0

nastavak/continued

Uzrok smrti	Ukupno	do 1 godine	1-4	5-9	10-14	15-19	20-24	25-29	30-34	35-39
Cause of death	Total	Under 1 year								
(I00-I99)										
Oboljenja cirkularnog sistema / Diseases of the circulatory system										
<b>svega / All</b>	<b>18.818</b>	<b>13</b>	<b>6</b>	<b>2</b>	<b>5</b>	<b>4</b>	<b>14</b>	<b>18</b>	<b>27</b>	<b>57</b>
ženski / Females	10.241	6	3	1	1	0	3	5	7	19
muški / Males	8.577	7	3	1	4	4	11	13	20	38
(J00-J99)										
Oboljenja respiratornog sistema / Diseases of the respiratory system										
<b>svega / All</b>	<b>1.856</b>	<b>3</b>	<b>3</b>	<b>2</b>	<b>0</b>	<b>3</b>	<b>3</b>	<b>2</b>	<b>6</b>	<b>3</b>
ženski / Females	866	1	1	2	0	1	1	2	3	0
muški / Males	990	2	2	0	0	2	2	0	3	3
(K00-K93)										
Oboljenja digestivnog trakta / Diseases of the digestive system										
<b>svega / All</b>	<b>1.052</b>	<b>0</b>	<b>1</b>	<b>0</b>	<b>1</b>	<b>0</b>	<b>1</b>	<b>2</b>	<b>6</b>	<b>4</b>
ženski / Females	442	0	0	0	0	0	1	1	0	2
muški / Males	610	0	1	0	1	0	0	1	6	2
(L00-L99)										
Oboljenja kože i potkožnog tkiva / Diseases of the skin and subcutaneous tissue										
<b>svega / All</b>	<b>40</b>	<b>0</b>	<b>0</b>	<b>0</b>	<b>0</b>	<b>0</b>	<b>0</b>	<b>0</b>	<b>0</b>	<b>0</b>
ženski / Females	19	0	0	0	0	0	0	0	0	0
muški / Males	21	0	0	0	0	0	0	0	0	0
(M00-M99)										
Oboljenja koštano-mišićnog sistema i vezivnog tkiva / Diseases of the musculoskeletal system and connective tissue										
<b>svega / All</b>	<b>53</b>	<b>0</b>	<b>0</b>	<b>0</b>	<b>0</b>	<b>0</b>	<b>2</b>	<b>0</b>	<b>1</b>	<b>1</b>
ženski / Females	40	0	0	0	0	0	1	0	1	1
muški / Males	13	0	0	0	0	0	1	0	0	0
(N00-N99)										
Oboljenja genitourinarnog sistema / Diseases of the genitourinary system										
<b>svega / All</b>	<b>631</b>	<b>0</b>	<b>0</b>	<b>0</b>	<b>0</b>	<b>0</b>	<b>0</b>	<b>1</b>	<b>1</b>	<b>4</b>
ženski / Females	294	0	0	0	0	0	0	0	0	2
muški / Males	337	0	0	0	0	0	0	1	1	2
(O00-O99)										
Trudnoća, porođaj i puerperijum / Pregnancy, childbirth and the puerperium										
<b>svega / All</b>	<b>1</b>	<b>0</b>	<b>0</b>	<b>0</b>	<b>0</b>	<b>0</b>	<b>0</b>	<b>0</b>	<b>1</b>	<b>0</b>
ženski / Females	1	0	0	0	0	0	0	0	1	0
muški / Males	0	0	0	0	0	0	0	0	0	0
(P00-P96)										
Određena stanja porijeklom perinatalnog perioda / Certain conditions originating in the perinatal period										
<b>svega / All</b>	<b>134</b>	<b>134</b>	<b>0</b>	<b>0</b>	<b>0</b>	<b>0</b>	<b>0</b>	<b>0</b>	<b>0</b>	<b>0</b>
ženski / Females	67	67	0	0	0	0	0	0	0	0
muški / Males	67	67	0	0	0	0	0	0	0	0
(Q00-Q99)										
Kongenitalne malformacije, deformacije i hromozomske abnormalnosti / Congenital malformations, deformations and chromosomal abnormalities										
<b>svega / All</b>	<b>26</b>	<b>17</b>	<b>2</b>	<b>2</b>	<b>0</b>	<b>0</b>	<b>0</b>	<b>1</b>	<b>0</b>	<b>0</b>
ženski / Females	14	9	2	0	0	0	0	1	0	0
muški / Males	12	8	0	2	0	0	0	0	0	0

Uzrok smrti	40-44	45-49	50-54	55-59	60-64	65-69	70-74	75-79	80-84	85 i više	Nepoznato
Cause of death										85 and more	Unknown
(I00-I99)											
Oboljenja cirkularnog sistema / Diseases of the circulatory system											
<b>svega / All</b>	<b>95</b>	<b>215</b>	<b>390</b>	<b>673</b>	<b>1.133</b>	<b>1.540</b>	<b>1.824</b>	<b>3.298</b>	<b>4.503</b>	<b>5.000</b>	<b>1</b>
ženski / Females	29	81	95	182	358	577	873	1.861	2.809	3.330	1
muški / Males	66	134	295	491	775	963	951	1.437	1.694	1.670	0
(J00-J99)											
Oboljenja respiratornog sistema / Diseases of the respiratory system											
<b>svega / All</b>	<b>17</b>	<b>23</b>	<b>44</b>	<b>59</b>	<b>114</b>	<b>195</b>	<b>205</b>	<b>326</b>	<b>442</b>	<b>406</b>	<b>0</b>
ženski / Females	9	11	12	20	44	79	84	147	226	223	0
muški / Males	8	12	32	39	70	116	121	179	216	183	0
(K00-K93)											
Oboljenja digestivnog trakta / Diseases of the digestive system											
<b>svega / All</b>	<b>8</b>	<b>31</b>	<b>58</b>	<b>71</b>	<b>110</b>	<b>124</b>	<b>130</b>	<b>169</b>	<b>210</b>	<b>126</b>	<b>0</b>
ženski / Females	2	7	14	19	33	47	66	75	105	70	0
muški / Males	6	24	44	52	77	77	64	94	105	56	0
(L00-L99)											
Oboljenja kože i potkožnog tkiva / Diseases of the skin and subcutaneous tissue											
<b>svega / All</b>	<b>1</b>	<b>0</b>	<b>1</b>	<b>4</b>	<b>2</b>	<b>2</b>	<b>5</b>	<b>8</b>	<b>11</b>	<b>6</b>	<b>0</b>
ženski / Females	0	0	0	1	1	1	3	4	4	5	0
muški / Males	1	0	1	3	1	1	2	4	7	1	0
(M00-M99)											
Oboljenja koštano-mišićnog sistema i vezivnog tkiva / Diseases of the musculoskeletal system and connective tissue											
<b>svega / All</b>	<b>3</b>	<b>4</b>	<b>2</b>	<b>4</b>	<b>3</b>	<b>6</b>	<b>5</b>	<b>12</b>	<b>8</b>	<b>2</b>	<b>0</b>
ženski / Females	2	3	2	3	2	4	5	9	5	2	0
muški / Males	1	1	0	1	1	2	0	3	3	0	0
(N00-N99)											
Oboljenja genitourinarnog sistema / Diseases of the genitourinary system											
<b>svega / All</b>	<b>5</b>	<b>7</b>	<b>9</b>	<b>28</b>	<b>51</b>	<b>58</b>	<b>76</b>	<b>116</b>	<b>172</b>	<b>103</b>	<b>0</b>
ženski / Females	2	1	5	9	15	30	35	52	88	55	0
muški / Males	3	6	4	19	36	28	41	64	84	48	0
(O00-O99)											
Trudnoća, porođaj i puerperijum / Pregnancy, childbirth and the puerperium											
<b>svega / All</b>	<b>0</b>	<b>0</b>	<b>0</b>	<b>0</b>	<b>0</b>	<b>0</b>	<b>0</b>	<b>0</b>	<b>0</b>	<b>0</b>	<b>0</b>
ženski / Females	0	0	0	0	0	0	0	0	0	0	0
muški / Males	0	0	0	0	0	0	0	0	0	0	0
(P00-P96)											
Određena stanja porijeklom perinatalnog perioda / Certain conditions originating in the perinatal period											
<b>svega / All</b>	<b>0</b>	<b>0</b>	<b>0</b>	<b>0</b>	<b>0</b>	<b>0</b>	<b>0</b>	<b>0</b>	<b>0</b>	<b>0</b>	<b>0</b>
ženski / Females	0	0	0	0	0	0	0	0	0	0	0
muški / Males	0	0	0	0	0	0	0	0	0	0	0
(Q00-Q99)											
Kongenitalne malformacije, deformacije i hromozomske abnormalnosti / Congenital malformations, deformations and chromosomal abnormalities											
<b>svega / All</b>	<b>0</b>	<b>0</b>	<b>0</b>	<b>0</b>	<b>1</b>	<b>1</b>	<b>0</b>	<b>1</b>	<b>0</b>	<b>1</b>	<b>0</b>
ženski / Females	0	0	0	0	1	0	0	1	0	0	0
muški / Males	0	0	0	0	0	1	0	0	0	1	0

nastavak/continued

Uzrok smrti	Ukupno	do 1 godine	1-4	5-9	10-14	15-19	20-24	25-29	30-34	35-39
Cause of death	Total	Under 1 year								
(R00-R99)										
Simptomi, znaci i nenormalni klinički nalazi i laboratorijski nalazi koji nisu drugdje klasificirani / Symptoms, signs and abnormal clinical and laboratory findings, not elsewhere classified										
<b>svoga / All</b>	<b>2.581</b>	<b>7</b>	<b>5</b>	<b>2</b>	<b>0</b>	<b>10</b>	<b>7</b>	<b>15</b>	<b>13</b>	<b>23</b>
ženski / Females	1.280	4	3	1	0	3	3	4	4	5
muški / Males	1.301	3	2	1	0	7	4	11	9	18
(S00-T98)										
Povrede, trovanja i druge posljedice vanjskih uzroka / Injuries, poisoning and consequences of external causes										
<b>svoga / All</b>	<b>1.015</b>	<b>2</b>	<b>4</b>	<b>4</b>	<b>6</b>	<b>24</b>	<b>64</b>	<b>31</b>	<b>32</b>	<b>62</b>
ženski / Females	242	1	1	2	1	8	9	4	3	10
muški / Males	773	1	3	2	5	16	55	27	29	52
(V01-Y98)										
Vanjski uzroci morbiditeta i mortaliteta / External causes of mortality										
<b>svoga / All</b>	<b>11</b>	<b>0</b>	<b>0</b>	<b>0</b>	<b>0</b>	<b>1</b>	<b>0</b>	<b>1</b>	<b>1</b>	<b>2</b>
ženski / Females	2	0	0	0	0	0	0	0	0	2
muški / Males	9	0	0	0	0	1	0	1	1	0
(Z00-Z99)										
Faktori koji utiču na zdravstveno stanje i kontakt sa zdravstvenim uslugama / Factors influencing health status and contract with health services										
<b>svoga / All</b>	<b>1</b>	<b>0</b>	<b>0</b>	<b>0</b>	<b>0</b>	<b>0</b>	<b>0</b>	<b>0</b>	<b>0</b>	<b>0</b>
ženski / Females	0	0	0	0	0	0	0	0	0	0
muški / Males	1	0	0	0	0	0	0	0	0	0
Nepoznato / Unknown										
<b>svoga / All</b>	<b>470</b>	<b>0</b>	<b>1</b>	<b>0</b>	<b>2</b>	<b>3</b>	<b>1</b>	<b>3</b>	<b>7</b>	<b>6</b>
ženski / Females	223	0	0	0	2	2	0	2	2	1
muški / Males	247	0	1	0	0	1	1	1	5	5

Uzrok smrti	40-44	45-49	50-54	55-59	60-64	65-69	70-74	75-79	80-84	85 i više	Nepoznato
Cause of death										85 and more	Unknown
(R00-R99)											
Simptomi, znaci i nenormalni klinički nalazi i laboratorijski nalazi koji nisu drugdje klasificirani / Symptoms, signs and abnormal clinical and laboratory findings, not elsewhere classified											
<b>svoga / All</b>	<b>36</b>	<b>39</b>	<b>72</b>	<b>162</b>	<b>190</b>	<b>277</b>	<b>269</b>	<b>398</b>	<b>457</b>	<b>599</b>	<b>0</b>
ženski / Females	7	11	23	42	75	102	120	205	257	411	0
muški / Males	29	28	49	120	115	175	149	193	200	188	0
(S00-T98)											
Povrede, trovanja i druge posljedice vanjskih uzroka / Injuries, poisoning and consequences of external causes											
<b>svoga / All</b>	<b>56</b>	<b>47</b>	<b>87</b>	<b>98</b>	<b>101</b>	<b>89</b>	<b>85</b>	<b>79</b>	<b>85</b>	<b>59</b>	<b>0</b>
ženski / Females	7	9	10	23	26	28	23	25	29	23	0
muški / Males	49	38	77	75	75	61	62	54	56	36	0
(V01-Y98)											
Vanjski uzroci morbiditeta i mortaliteta / External causes of mortality											
<b>svoga / All</b>	<b>0</b>	<b>0</b>	<b>0</b>	<b>1</b>	<b>0</b>	<b>3</b>	<b>2</b>	<b>0</b>	<b>0</b>	<b>0</b>	<b>0</b>
ženski / Females	0	0	0	0	0	0	0	0	0	0	0
muški / Males	0	0	0	1	0	3	2	0	0	0	0
(Z00-Z99)											
Faktori koji utiču na zdravstveno stanje i kontakt sa zdravstvenim uslugama / Factors influencing health status and contract with health services											
<b>svoga / All</b>	<b>0</b>	<b>0</b>	<b>0</b>	<b>0</b>	<b>0</b>	<b>0</b>	<b>1</b>	<b>0</b>	<b>0</b>	<b>0</b>	<b>0</b>
ženski / Females	0	0	0	0	0	0	0	0	0	0	0
muški / Males	0	0	0	0	0	0	1	0	0	0	0
Nepoznato / Unknown											
<b>svoga / All</b>	<b>8</b>	<b>7</b>	<b>14</b>	<b>28</b>	<b>41</b>	<b>59</b>	<b>58</b>	<b>67</b>	<b>85</b>	<b>80</b>	<b>0</b>
ženski / Females	3	1	5	7	14	25	19	34	49	57	0
muški / Males	5	6	9	21	27	34	39	33	36	23	0

**29. UMRLA DOJENČAD PO UZROKU SMRTI I SPOLU PREMA STAROSTI U 2018.**  
*Infant deaths by cause of death and sex by age in 2018*

Uzrok smrti	Ukupno	0-24 sata	1-6 dana	7-29 dana	1-3 mjeseca	4-7 mjeseci	8-11 mjeseci
Cause of death	Total	0-24 hours	1-6 days	7-29 days	1-3 months	4-7 months	8-11 months
<b>UKUPNO svega / All</b>	<b>183</b>	<b>32</b>	<b>72</b>	<b>31</b>	<b>30</b>	<b>14</b>	<b>4</b>
TOTAL ženski / Females	92	17	34	16	14	9	2
TOTAL muški / Males	91	15	38	15	16	5	2
(A00-B99) Određene infektivne i parazitarne bolesti / Infectious and parasitic diseases							
<b>svega / All</b>	<b>3</b>	<b>0</b>	<b>0</b>	<b>1</b>	<b>0</b>	<b>1</b>	<b>1</b>
ženski / Females	1	0	0	1	0	0	0
muški / Males	2	0	0	0	0	1	1
(C00-C97, D00-D48) Neoplazme / Neoplasms							
<b>svega / All</b>	<b>1</b>	<b>1</b>	<b>0</b>	<b>0</b>	<b>0</b>	<b>0</b>	<b>0</b>
ženski / Females	1	1	0	0	0	0	0
muški / Males	0	0	0	0	0	0	0
(D50-D89) Bolesti krvi i krvotvornih organa i neki poremećaji imunog sistema / Diseases of the blood and blood forming organs and certain disorders involving the immune mechanism							
<b>svega / All</b>	<b>1</b>	<b>0</b>	<b>0</b>	<b>0</b>	<b>0</b>	<b>1</b>	<b>0</b>
ženski / Females	1	0	0	0	0	1	0
muški / Males	0	0	0	0	0	0	0
(E00-E90) Endokrini i metabolička oboljenja sa poremećajima u ishrani / Endocrine, metabolic and nutritional diseases							
<b>svega / All</b>	<b>0</b>	<b>0</b>	<b>0</b>	<b>0</b>	<b>0</b>	<b>0</b>	<b>0</b>
ženski / Females	0	0	0	0	0	0	0
muški / Males	0	0	0	0	0	0	0
(G00-G99) Oboljenja nervnog sistema / Diseases of the nervous system							
<b>svega / All</b>	<b>2</b>	<b>0</b>	<b>0</b>	<b>1</b>	<b>1</b>	<b>0</b>	<b>0</b>
ženski / Females	0	0	0	0	0	0	0
muški / Males	2	0	0	1	1	0	0
(I00-I99) Oboljenja cirkularnog sistema / Diseases of the circulatory system							
<b>svega / All</b>	<b>13</b>	<b>0</b>	<b>4</b>	<b>2</b>	<b>3</b>	<b>3</b>	<b>1</b>
ženski / Females	6	0	1	1	1	2	1
muški / Males	7	0	3	1	2	1	0
(J00-J99) Oboljenja respiratornog sistema / Diseases of the respiratory system							
<b>svega / All</b>	<b>3</b>	<b>1</b>	<b>0</b>	<b>0</b>	<b>0</b>	<b>1</b>	<b>1</b>
ženski / Females	1	0	0	0	0	1	1
muški / Males	2	1	0	0	0	0	0
(K00-K93) Oboljenja digestivnog trakta / Diseases of the digestive system							
<b>svega / All</b>	<b>0</b>	<b>0</b>	<b>0</b>	<b>0</b>	<b>0</b>	<b>0</b>	<b>0</b>
ženski / Females	0	0	0	0	0	0	0
muški / Males	0	0	0	0	0	0	0

nastavak/continued

Uzrok smrti	Ukupno	0-24 sata	1-6 dana	7-29 dana	1-3 mjeseca	4-7 mjeseci	8-11 mjeseci
Cause of death	Total	0-24 hours	1-6 days	7-29 days	1-3 months	4-7 months	8-11 months
(N00-N99) Oboljenja genitourinarnog sistema / Diseases of the genitourinary system							
<b>svega / All</b>	<b>0</b>	<b>0</b>	<b>0</b>	<b>0</b>	<b>0</b>	<b>0</b>	<b>0</b>
ženski / Females	0	0	0	0	0	0	0
muški / Males	0	0	0	0	0	0	0
(P00-P96) Određena stanja porijeklom perinatalnog perioda / Certain conditions originating in the perinatal period							
<b>svega / All</b>	<b>134</b>	<b>28</b>	<b>62</b>	<b>23</b>	<b>18</b>	<b>2</b>	<b>1</b>
ženski / Females	67	14	31	13	8	1	0
muški / Males	67	14	31	10	10	1	1
(Q00-Q99) Kongenitalne malformacije, deformacije i hromozomske abnormalnosti / Congenital malformations, deformations and chromosomal abnormalities							
<b>svega / All</b>	<b>17</b>	<b>1</b>	<b>4</b>	<b>3</b>	<b>5</b>	<b>4</b>	<b>0</b>
ženski / Females	9	1	2	1	3	2	0
muški / Males	8	0	2	2	2	2	0
(R00-R99) Simptomi, znaci i nenormalni klinički nalazi i laboratorijski nalazi koji nisu drugdje klasificirani / Symptoms, signs and abnormal clinical and laboratory findings, not elsewhere classified							
<b>svega / All</b>	<b>7</b>	<b>1</b>	<b>2</b>	<b>0</b>	<b>3</b>	<b>1</b>	<b>0</b>
ženski / Females	4	1	0	0	2	1	0
muški / Males	3	0	2	0	1	0	0
(S00-T98) Povrede, trovanja i druge posljedice vanjskih uzroka / Injuries, poisoning and consequences of external causes							
<b>svega / All</b>	<b>2</b>	<b>0</b>	<b>0</b>	<b>1</b>	<b>0</b>	<b>1</b>	<b>0</b>
ženski / Females	1	0	0	0	0	1	0
muški / Males	1	0	0	1	0	0	0
(V01-Y98) Vanjski uzroci morbiditeta i mortaliteta / External causes of mortality							
<b>svega / All</b>	<b>0</b>	<b>0</b>	<b>0</b>	<b>0</b>	<b>0</b>	<b>0</b>	<b>0</b>
ženski / Females	0	0	0	0	0	0	0
muški / Males	0	0	0	0	0	0	0
Nepoznato / Unknown							
<b>svega / All</b>	<b>0</b>	<b>0</b>	<b>0</b>	<b>0</b>	<b>0</b>	<b>0</b>	<b>0</b>
ženski / Females	0	0	0	0	0	0	0
muški / Males	0	0	0	0	0	0	0

**30. UMRLE DOJENČADI PREMA STAROSTI I SPOLU U 2018.**  
*Infant deaths by age and sex in 2018*

Starost (dana /mjeseci)	Ukupno / Total			Age (in days/months)
	svega	ženski	muški	
	All	Females	Males	
<b>Ukupno umrle dojenčadi</b>	<b>183</b>	<b>91</b>	<b>92</b>	<b>Total infant deaths</b>
<b>0-24 sata</b>	<b>32</b>	<b>17</b>	<b>15</b>	<b>Under 1 day</b>
<b>1 - 6 dana</b>	<b>72</b>	<b>34</b>	<b>38</b>	<b>1 - 6 days</b>
1 dan	25	12	13	1 day
2 dana	16	6	10	2 days
3 dana	9	4	5	3 days
4 dana	11	6	5	4 days
5 dana	7	4	3	5 days
6 dana	4	2	2	6 days
<b>7 - 27 dana</b>	<b>31</b>	<b>16</b>	<b>15</b>	<b>7 - 27 days</b>
7 - 13 dana	15	8	7	7 - 13 days
14 - 20 dana	9	5	4	14 - 20 days
21 - 27 dana	7	3	4	21 - 27 days
<b>28 dana i &lt; 2 mjeseca</b>	<b>14</b>	<b>7</b>	<b>7</b>	<b>28 days and &lt; 2 months</b>
<b>2 - 11 mjeseci</b>	<b>34</b>	<b>17</b>	<b>17</b>	<b>2 - 11 months</b>
2 mjeseca	9	3	6	2 months
3 mjeseca	7	4	3	3 months
4 mjeseca	6	4	2	4 months
5 mjeseci	3	2	1	5 months
6 mjeseci	3	1	2	6 months
7 mjeseci	2	2	0	7 months
8 mjeseci	2	0	2	8 months
9 mjeseci	0	0	0	9 months
10 mjeseci	1	1	0	10 months
11 mjeseci	1	0	1	11 months

**31. STRUKTURA UMRLE DOJENČADI PO STAROSTI I SPOLU**  
*Distribution % - Infant deaths by age and sex*

2005.	svega	ženski	muški	Age
	All	Females	Males	(in days/months)
0-24 sata	21,5	21,0	21,8	Under 1 day
1 - 6 dana	43,3	39,0	46,6	1 - 6 days
7 - 27 dana	13,3	17,0	10,5	7 - 27days
28 dana i < 2 mjeseca	4,7	4,0	5,3	28 days and < 2 months
2 - 11 mjeseci	17,2	16,0	18,0	2 - 11 months
2006.	svega	ženski	muški	Age
	All	Females	Males	(in days/months)
0-24 sata	23,5	22,7	24,1	Under 1 day
1 - 6 dana	40,8	39,2	41,8	1 - 6 days
7 - 27 dana	15,7	19,6	13,3	7 - 27days
28 dana i < 2 mjeseca	5,9	3,1	7,6	28 days and < 2 months
2 - 11 mjeseci	14,1	15,5	13,3	2 - 11 months
2007.	svega	ženski	muški	Age
	All	Females	Males	(in days/months)
0-24 sata	16,0	16,2	15,9	Under 1 day
1 - 6 dana	35,9	33,3	37,9	1 - 6 days
7 - 27 dana	21,7	22,2	21,2	7 - 27days
28 dana i < 2 mjeseca	5,2	8,1	3,0	28 days and < 2 months
2 - 11 mjeseci	21,2	20,2	22,0	2 - 11 months
2008.	svega	ženski	muški	Age
	All	Females	Males	(in days/months)
0-24 sata	21,2	23,0	19,8	Under 1 day
1 - 6 dana	42,5	35,5	48,9	1 - 6 days
7 - 27 dana	8,9	7,7	9,9	7 - 27days
28 dana i < 2 mjeseca	8,0	7,6	8,3	28 days and < 2 months
2 - 11 mjeseci	19,1	25,9	13,7	2 - 11 months
2009.	svega	ženski	muški	Age
	All	Females	Males	(in days/months)
0-24 sata	29,9	33,3	26,7	Under 1 day
1 - 6 dana	33,5	32,4	34,5	1 - 6 days
7 - 27 dana	12,9	9,3	16,4	7 - 27days
28 dana i < 2 mjeseca	4,9	5,6	4,3	28 days and < 2 months
2 - 11 mjeseci	18,8	19,4	18,1	2 - 11 months
2010.	svega	ženski	muški	Age
	All	Females	Males	(in days/months)
0-24 sata	34,3	34,0	34,4	Under 1 day
1 - 6 dana	41,2	36,3	44,8	1 - 6 days
7 - 27 dana	8,8	6,6	10,4	7 - 27days
28 dana i < 2 mjeseca	2,3	3,3	1,6	28 days and < 2 months
2 - 11 mjeseci	13,4	19,8	8,8	2 - 11 months



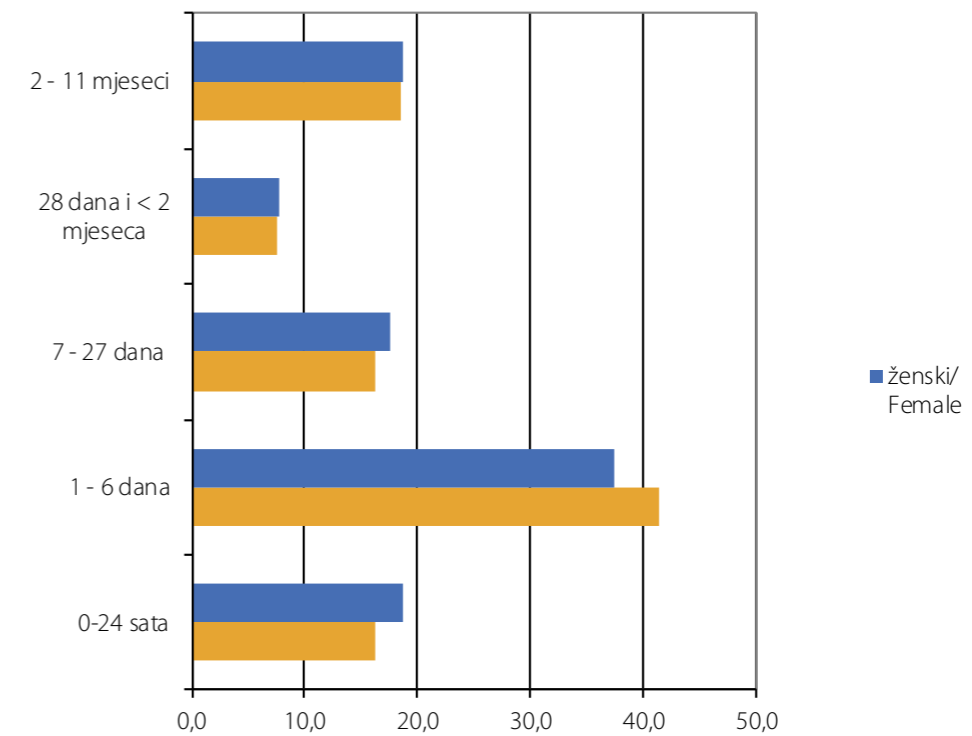
nastavak/continued

2011.	svega	ženski	muški	Age
	All	Females	Males	(in days/months)
0-24 sata	26,6	19,2	31,5	Under 1 day
1 - 6 dana	49,5	54,8	46,0	1 - 6 days
7 - 27 dana	9,8	11,0	9,0	7 - 27days
28 dana i < 2 mjeseca	5,4	9,6	2,7	28 days and < 2 months
2 - 11 mjeseci	8,7	5,4	10,8	2 - 11 months
2012.	svega	ženski	muški	Age
	All	Females	Males	(in days/months)
0-24 sata	21,5	21,2	21,6	Under 1 day
1 - 6 dana	41,8	45,5	39,6	1 - 6 days
7 - 27 dana	15,2	16,7	14,5	7 - 27days
28 dana i < 2 mjeseca	5,1	3,0	6,3	28 days and < 2 months
2 - 11 mjeseci	16,4	13,6	18,0	2 - 11 months
2013.	svega	ženski	muški	Age
	All	Females	Males	(in days/months)
0-24 sata	23,2	20,8	25,0	Under 1 day
1 - 6 dana	44,8	41,7	46,7	1 - 6 days
7 - 27 dana	11,6	15,3	9,2	7 - 27days
28 dana i < 2 mjeseca	4,4	4,2	4,5	28 days and < 2 months
2 - 11 mjeseci	16,0	18,0	14,6	2 - 11 months
2014.	svega	ženski	muški	Age
	All	Females	Males	(in days/months)
0-24 sata	14,7	17,1	12,2	Under 1 day
1 - 6 dana	38,5	37,8	39,2	1 - 6 days
7 - 27 dana	18,6	19,5	17,6	7 - 27days
28 dana i < 2 mjeseca	5,1	6,1	4,0	28 days and < 2 months
2 - 11 mjeseci	23,1	19,5	27,0	2 - 11 months
2015.	svega	ženski	muški	Age
	All	Females	Males	(in days/months)
0-24 sata	20,9	22,7	19,1	Under 1 day
1 - 6 dana	41,8	39,8	43,6	1 - 6 days
7 - 27 dana	17,6	17,0	18,1	7 - 27days
28 dana i < 2 mjeseca	4,9	2,3	7,5	28 days and < 2 months
2 - 11 mjeseci	14,8	18,2	11,7	2 - 11 months
2016.	svega	ženski	muški	Age
	All	Females	Males	(in days/months)
0-24 sata	28,1	29,8	27,0	Under 1 day
1 - 6 dana	34,3	29,8	37,0	1 - 6 days
7 - 27 dana	18,0	19,4	17,1	7 - 27days
28 dana i < 2 mjeseca	2,8	3,0	2,7	28 days and < 2 months
2 - 11 mjeseci	16,8	18,0	16,2	2 - 11 months

nastavak/continued

2017.	svega	ženski	muški	Age
	All	Females	Males	(in days/months)
0-24 sata	16,8	16,5	17,2	Under 1 day
1 - 6 dana	33,2	33,0	33,3	1 - 6 days
7 - 27 dana	19,4	18,6	20,0	7 - 27days
28 dana i < 2 mjeseca	14,8	14,3	15,2	28 days and < 2 months
2 - 11 mjeseci	15,8	17,6	14,3	2 - 11 months
2018.	svega	ženski	muški	Age
	All	Females	Males	(in days/months)
0-24 sata	17,4	18,7	16,3	Under 1 day
1 - 6 dana	39,3	37,3	41,3	1 - 6 days
7 - 27 dana	17,0	17,6	16,3	7 - 27days
28 dana i < 2 mjeseca	7,7	7,7	7,6	28 days and < 2 months
2 - 11 mjeseci	18,6	18,7	18,5	2 - 11 months

**Grafikon 10. Struktura umrle dojenčadi po starosti i spolu u 2018.**  
**Graph 10. Distribution % - Infant deaths by age and sex in 2018**



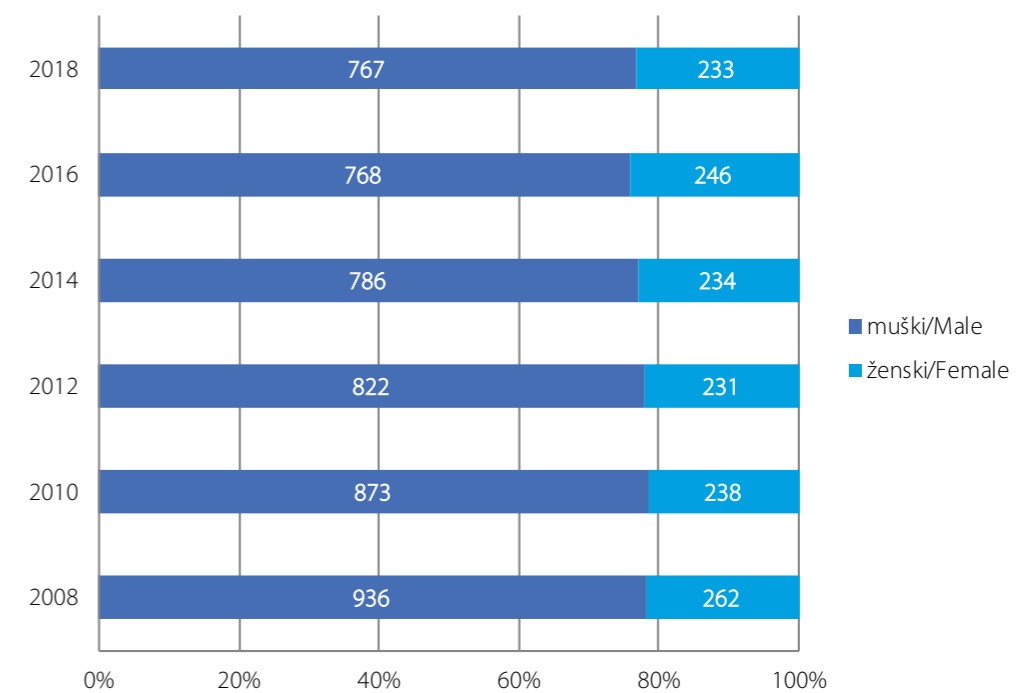
**32. NASILNE SMRTI PREMA VRSTI I SPOLU**  
*Violent deaths by type and sex*

Godina	Spol	Ukupno	nesretan slučaj	samoubistvo	ubistvo	nepoznato
Year	Sex	Total	Accident	Suicide	Murder	Unknown
2002	<b>svoga / All</b>	<b>1.156</b>	<b>582</b>	<b>474</b>	<b>90</b>	<b>10</b>
	ženski / Females	268	109	131	25	3
	muški / Males	888	473	343	65	7
2003	<b>svoga / All</b>	<b>1.169</b>	<b>630</b>	<b>458</b>	<b>70</b>	<b>11</b>
	ženski / Females	278	110	146	22	0
	muški / Males	891	520	312	48	11
2004	<b>svoga / All</b>	<b>1.139</b>	<b>623</b>	<b>442</b>	<b>67</b>	<b>7</b>
	ženski / Females	281	137	126	14	4
	muški / Males	858	486	316	53	3
2005	<b>svoga / All</b>	<b>1.177</b>	<b>627</b>	<b>467</b>	<b>77</b>	<b>6</b>
	ženski / Females	288	131	135	21	1
	muški / Males	889	496	332	56	5
2006	<b>svoga / All</b>	<b>1.206</b>	<b>648</b>	<b>489</b>	<b>61</b>	<b>8</b>
	ženski / Females	292	144	128	18	2
	muški / Males	914	504	361	43	6
2007	<b>svoga / All</b>	<b>1.233</b>	<b>681</b>	<b>472</b>	<b>73</b>	<b>7</b>
	ženski / Females	302	143	133	24	2
	muški / Males	931	538	339	49	5
2008	<b>svoga / All</b>	<b>1.198</b>	<b>671</b>	<b>453</b>	<b>69</b>	<b>5</b>
	ženski / Females	262	122	120	19	1
	muški / Males	936	549	333	50	4
2009	<b>svoga / All</b>	<b>1.169</b>	<b>655</b>	<b>451</b>	<b>61</b>	<b>2</b>
	ženski / Females	287	132	134	20	1
	muški / Males	882	523	317	41	1
2010	<b>svoga / All</b>	<b>1.111</b>	<b>593</b>	<b>443</b>	<b>50</b>	<b>25</b>
	ženski / Females	238	125	96	14	3
	muški / Males	873	468	347	36	22
2011	<b>svoga / All</b>	<b>1.154</b>	<b>616</b>	<b>459</b>	<b>48</b>	<b>31</b>
	ženski / Females	229	92	113	17	7
	muški / Males	925	524	346	31	24
2012	<b>svoga / All</b>	<b>1.053</b>	<b>581</b>	<b>397</b>	<b>52</b>	<b>23</b>
	ženski / Females	231	111	99	16	5
	muški / Males	822	470	298	36	18
2013	<b>svoga / All</b>	<b>1.019</b>	<b>569</b>	<b>369</b>	<b>41</b>	<b>40</b>
	ženski / Females	229	113	96	14	6
	muški / Males	790	456	273	27	34

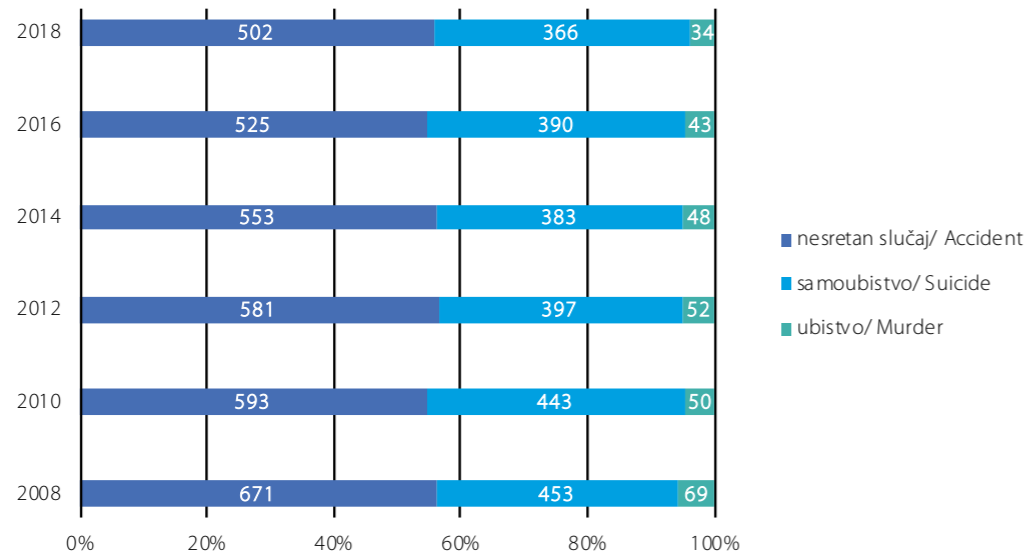
nastavak/continued

Godina	Spol	Ukupno	nesretan slučaj	samoubistvo	ubistvo	nepoznato
Year	Sex	Total	Accident	Suicide	Murder	Unknown
2014	<b>svoga / All</b>	<b>1.020</b>	<b>553</b>	<b>383</b>	<b>48</b>	<b>36</b>
	ženski / Females	234	121	96	12	5
	muški / Males	786	432	287	36	31
2015	<b>svoga / All</b>	<b>1.083</b>	<b>584</b>	<b>396</b>	<b>46</b>	<b>57</b>
	ženski / Females	257	131	95	15	16
	muški / Males	826	453	301	31	41
2016	<b>svoga / All</b>	<b>1.014</b>	<b>525</b>	<b>390</b>	<b>43</b>	<b>56</b>
	ženski / Females	246	107	104	13	22
	muški / Males	768	418	286	30	34
2017	<b>svoga / All</b>	<b>1.039</b>	<b>520</b>	<b>392</b>	<b>41</b>	<b>86</b>
	ženski / Females	270	137	97	10	26
	muški / Males	769	383	295	31	60
2018	<b>svoga / All</b>	<b>1.000</b>	<b>502</b>	<b>366</b>	<b>34</b>	<b>98</b>
	ženski / Females	233	111	94	8	20
	muški / Males	767	391	272	26	78

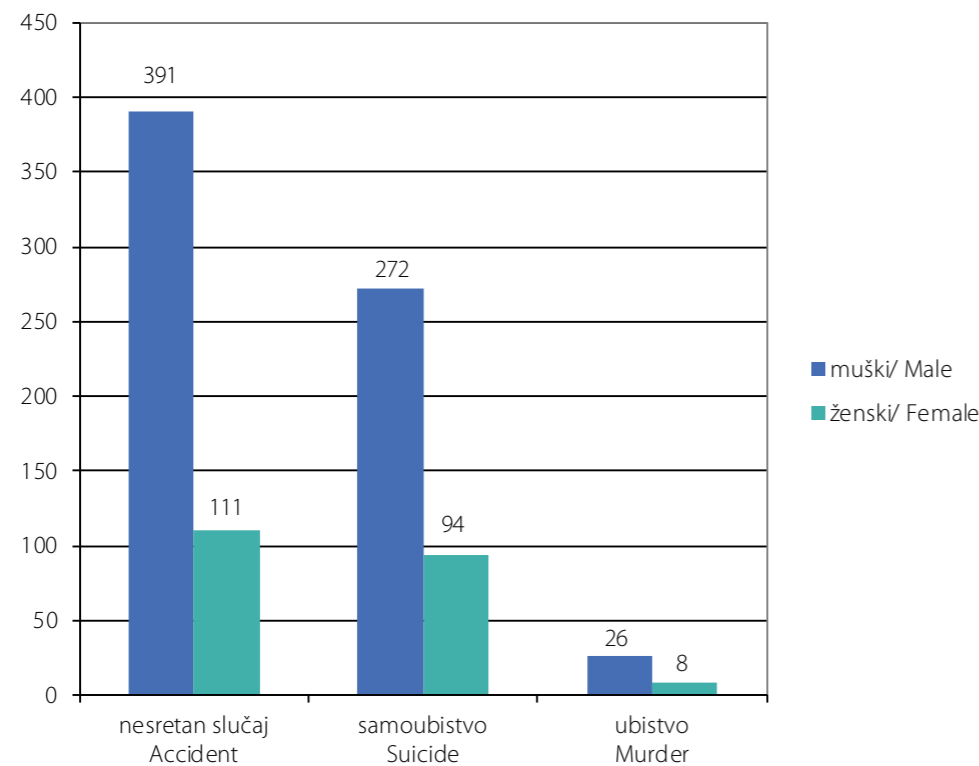
**Grafikon 11. Nasilne smrti prema spolu**  
*Graph 11. Violent deaths by sex*



**Grafikon 12. Nasilne smrti prema vrsti**  
**Graph 12. Violent deaths by type**



**Grafikon 13. Nasilne smrti prema vrsti i spolu u 2018.**  
**Graph 13. Violent deaths by type and sex, 2018**



**33. UMRLI PO MJESECU I DANU U 2018.**  
**Stillbirths by month and day in 2018**

Dan / Day	Mjesec / Month												Ukupno / Total
	M1	M2	M3	M4	M5	M6	M7	M8	M9	M10	M11	M12	
D1	115	135	134	126	108	103	89	105	99	111	99	111	1.335
D2	126	124	139	110	87	84	95	112	97	112	94	100	1.280
D3	119	125	129	108	101	116	94	100	92	115	90	102	1.291
D4	109	111	108	120	89	95	96	91	93	100	103	101	1.216
D5	120	110	141	121	89	94	109	84	86	98	86	91	1.229
D6	113	125	139	98	111	80	80	99	92	119	102	88	1.246
D7	126	146	126	106	91	96	93	99	123	95	105	96	1.302
D8	115	146	119	94	99	107	77	95	87	113	85	87	1.224
D9	109	154	118	117	102	92	104	109	102	91	92	97	1.287
D10	111	138	131	114	97	91	95	119	81	103	82	100	1.262
D11	137	122	119	93	102	87	94	108	94	96	88	102	1.242
D12	129	117	124	107	114	115	84	90	99	108	102	100	1.289
D13	108	132	117	118	86	97	82	96	76	87	92	91	1.182
D14	131	125	124	101	98	91	89	109	112	113	103	88	1.284
D15	116	160	124	97	95	69	83	94	95	106	99	116	1.254
D16	130	136	120	120	90	83	97	88	92	103	89	99	1.247
D17	114	129	123	101	107	73	90	112	89	83	110	114	1.245
D18	128	113	110	112	113	87	106	89	88	84	98	115	1.243
D19	125	130	115	115	89	83	80	62	103	89	102	107	1.200
D20	121	143	130	95	93	106	92	89	98	105	95	110	1.277
D21	124	109	112	105	74	89	97	105	84	90	110	102	1.201
D22	108	133	123	94	95	92	101	108	83	90	117	105	1.249
D23	98	126	106	91	104	80	92	84	110	99	98	91	1.179
D24	114	114	117	93	84	86	87	100	95	94	90	117	1.191
D25	133	125	118	93	103	104	88	113	97	104	106	94	1.278
D26	115	126	121	111	96	91	89	72	83	85	104	88	1.181
D27	123	116	101	103	102	90	110	97	103	104	95	100	1.244
D28	104	141	88	86	113	77	85	100	86	117	93	94	1.184
D29	125		97	96	100	85	109	84	91	105	110	80	1.082
D30	126		117	113	98	83	104	106	112	95	91	80	1.125
D31	126		91		98		106	95		92		87	695
<b>Ukupno / Total</b>	<b>3.698</b>	<b>3.611</b>	<b>3.681</b>	<b>3.158</b>	<b>3.028</b>	<b>2.726</b>	<b>2.897</b>	<b>3.014</b>	<b>2.842</b>	<b>3.106</b>	<b>2.930</b>	<b>3.053</b>	<b>37.744</b>

**34. UMRLI PREMA ŠKOLSKOJ SPREMI, STAROSTI I SPOLU U 2018.**  
*Deaths by educational attainment, age and sex in 2018*

Starost	Spol	Ukupno	Bez škole	Nepotpuna osnovna škola	Osnovna škola	Srednja škola
Age	Sex	Total	Without education	Incomplete basic school	Basic school	Secondary school
<b>Ukupno Total</b>	<b>svoga / All</b>	<b>37.744</b>	<b>6.151</b>	<b>6.545</b>	<b>9.549</b>	<b>11.103</b>
	<b>muški / Male</b>	<b>19.007</b>	<b>1.141</b>	<b>2.348</b>	<b>4.922</b>	<b>7.945</b>
	<b>ženski / Female</b>	<b>18.737</b>	<b>5.010</b>	<b>4.197</b>	<b>4.627</b>	<b>3.158</b>
<15	muški / Male	130	115	7	2	0
	ženski / Female	118	106	6	0	0
15-19	muški / Male	41	1	1	11	26
	ženski / Female	19	3	0	8	8
20-24	muški / Male	83	7	0	6	64
	ženski / Female	25	2	3	5	14
25-29	muški / Male	71	3	1	10	48
	ženski / Female	31	5	1	1	16
30-34	muški / Male	85	2	4	13	56
	ženski / Female	37	5	3	6	17
35-39	muški / Male	157	2	4	24	97
	ženski / Female	82	7	0	12	44
40-44	muški / Male	225	10	4	43	144
	ženski / Female	135	7	4	33	80
45-49	muški / Male	381	13	6	89	232
	ženski / Female	233	12	10	56	123
50-54	muški / Male	768	13	17	144	523
	ženski / Female	340	18	14	102	179
55-59	muški / Male	1.389	25	36	274	882
	ženski / Female	646	27	54	191	292
60-64	muški / Male	2.032	33	75	473	1.181
	ženski / Female	1.078	74	130	385	370
65-69	muški / Male	2.485	46	171	705	1.210
	ženski / Female	1.529	126	290	524	421
70-74	muški / Male	2.270	74	242	664	913
	ženski / Female	1.930	328	461	607	352

Starost	Spol	Specijalizacija poslije srednje škole	Viša škola	Visoka škola	Magisterij	Doktorat	Nepoznato
Age	Sex	Specialization after high school	Non-university high school	University degree	Master degree	Doctorate	Unknown
<b>Ukupno/ Total</b>	<b>svoga / All</b>	<b>104</b>	<b>851</b>	<b>855</b>	<b>56</b>	<b>60</b>	<b>2.470</b>
	<b>muški / Male</b>	<b>87</b>	<b>605</b>	<b>630</b>	<b>39</b>	<b>50</b>	<b>1.240</b>
	<b>ženski / Female</b>	<b>17</b>	<b>246</b>	<b>225</b>	<b>17</b>	<b>10</b>	<b>1.230</b>
<15	muški / Male	0	0	0	0	0	6
	ženski / Female	0	0	0	0	0	6
15-19	muški / Male	0	0	0	0	0	2
	ženski / Female	0	0	0	0	0	0
20-24	muški / Male	0	0	1	0	0	5
	ženski / Female	0	0	1	0	0	0
25-29	muški / Male	0	2	1	0	0	6
	ženski / Female	0	2	4	0	0	2
30-34	muški / Male	0	1	4	0	0	5
	ženski / Female	0	0	5	0	0	1
35-39	muški / Male	0	6	8	0	0	16
	ženski / Female	0	8	5	1	0	5
40-44	muški / Male	1	6	2	0	1	14
	ženski / Female	0	0	7	0	0	4
45-49	muški / Male	1	5	8	2	0	25
	ženski / Female	0	6	14	1	0	11
50-54	muški / Male	1	9	19	2	2	38
	ženski / Female	0	7	9	0	0	11
55-59	muški / Male	1	33	49	1	7	81
	ženski / Female	2	14	16	2	0	48
60-64	muški / Male	9	58	78	3	3	119
	ženski / Female	2	22	23	3	1	68
65-69	muški / Male	15	81	86	3	8	160
	ženski / Female	3	31	27	2	1	104
70-74	muški / Male	11	104	81	3	5	173
	ženski / Female	3	34	24	2	4	115

nastavak/continued

Starost	Spol	Ukupno	Bez škole	Nepotpuna osnovna škola	Osnovna škola	Srednja škola
Age	Sex	Total	Without education	Incomplete basic school	Basic school	Secondary school
75-79	muški / Male	3.021	160	534	922	977
	ženski / Female	3.356	860	918	873	416
80-84	muški / Male	3.240	273	669	886	936
	ženski / Female	4.462	1.425	1.255	984	435
85+	muški / Male	2.629	364	577	656	656
	ženski / Female	4.715	2.005	1.048	840	390
Nepoznato Unknown	muški / Male	0	0	0	0	0
	ženski / Female	1	0	0	0	1

Starost	Spol	Specijalizacija poslije srednje škole	Viša škola	Visoka škola	Magisterij	Doktorat	Nepoznato
Age	Sex	Specialization after high school	Non-university high school	University degree	Master degree	Doctorate	Unknown
75-79	muški / Male	13	99	104	8	6	198
	ženski / Female	2	30	32	3	1	221
80-84	muški / Male	26	108	102	13	11	216
	ženski / Female	2	56	31	1	0	273
85+	muški / Male	9	93	87	4	7	176
	ženski / Female	3	36	27	2	3	361
Nepoznato Unknown	muški / Male	0	0	0	0	0	0
	ženski / Female	0	0	0	0	0	0

**35. SKLOPLJENI BRAKOVI PREMA STAROSTI NEVJESTE**  
*Marriages by bride's age*

Starost nevjeste										
Godina	Ukupno	ispod 15	15-19	20-24	25-29	30-34	35-39	40-49	50 i više	nepoznato
<i>Bride's age</i>										
Year	Total	Under 15	15-19	20-24	25-29	30-34	35-39	40-49	50 and over	Unknown
1996	21.107	24	4.077	8.667	4.327	1.928	853	672	455	104
1997	23.220	24	4.335	9.459	4.739	2.119	1.016	831	498	199
1998	22.398	1	3.619	9.038	4.814	2.171	1.092	889	574	200
1999	22.472	1	3.970	8.934	4.666	2.199	1.096	936	586	84
2000	21.897	2	3.748	8.925	4.704	1.983	996	964	561	14
2001	20.302	1	3.571	8.316	4.211	1.800	949	861	573	20
2002	20.766	1	3.465	8.422	4.539	1.899	911	930	544	55
2003	20.733	1	3.260	8.541	4.587	1.865	958	960	536	25
2004	22.252	1	3.349	9.054	5.107	2.125	970	1043	585	18
2005	21.698	0	3.147	8.707	5.184	2.076	991	946	623	24
2006	21.501	0	2.982	8.215	5.477	2.223	1.005	967	598	34
2007	23.494	0	3.165	8.745	6.247	2.455	1.077	1.168	622	15
2008	22.151	0	3.038	8.313	5.887	2.236	1.085	1.016	557	19
2009	20.633	0	2.705	7.356	5.927	2.270	954	883	516	22
2010	19.541	1	2.408	6.887	5.848	2.158	910	797	518	14
2011	19.156	1	2.122	6.559	6.098	2.214	872	806	471	13
2012	18.235	0	1.885	6.191	5.764	2.228	871	786	505	5
2013	17.623	0	1.793	5.559	5.667	2.309	905	854	530	6
2014	18.643	0	2.039	5.763	5.898	2.497	989	915	531	11
2015	19.686	0	2.061	6.181	6.360	2.595	1.015	906	560	8
2016	19.265	0	1.930	6.066	6.019	2.641	1.071	923	611	4
2017	19.969	0	1.592	6.318	6.457	2.805	1.108	1.101	583	5
2018	19.911	0	1.420	6.702	6.011	2.758	1.221	1.193	602	4

**36. SKLOPLJENI BRAKOVI PREMA STAROSTI MLADOŽENJE**  
*Marriages by groom's age*

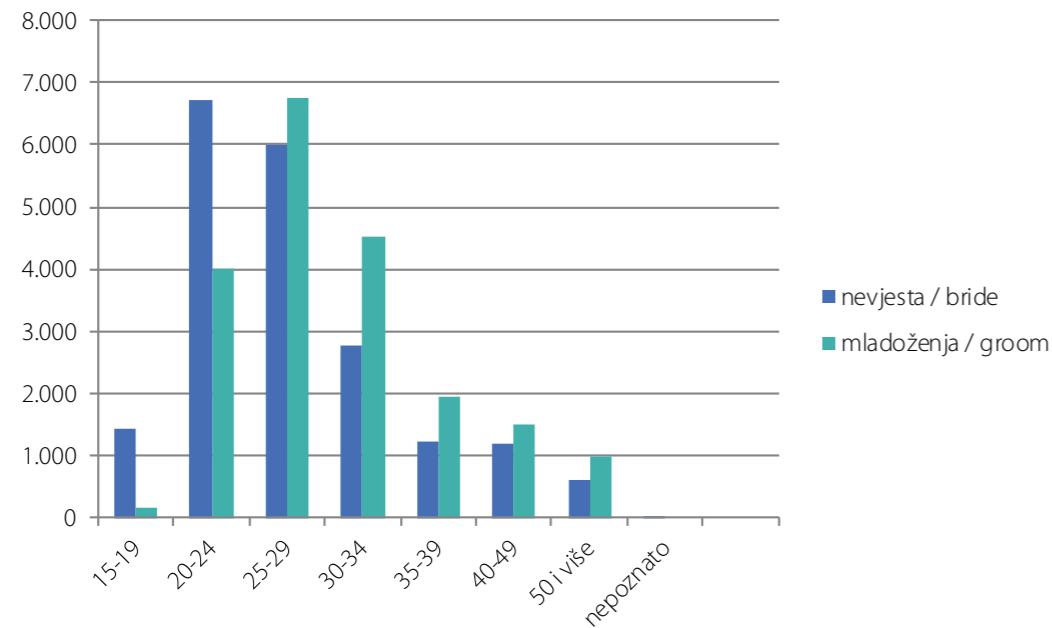
Starost mladoženje										
Godina	Ukupno	ispod 15	15-19	20-24	25-29	30-34	35-39	40-49	50 i više	nepoznato
<i>Groom's age</i>										
Year	Total	Under 15	15-19	20-24	25-29	30-34	35-39	40-49	50 and more	Unknown
1996	21.107	15	364	6.117	7.008	3.992	1.714	999	784	114
1997	23.220	13	376	6.518	7.775	4.345	1.985	1.154	883	171
1998	22.398	1	280	5.974	7.365	4.275	2.059	1.313	970	161
1999	22.472	0	277	6.255	7.302	4.082	2.025	1.431	993	107
2000	21.897	0	284	6.238	7.165	3.877	1.958	1.389	981	5
2001	20.302	0	277	5.877	6.704	3.361	1.741	1.399	935	8
2002	20.766	0	283	5.848	6.944	3.535	1.822	1.329	989	16
2003	20.733	0	275	5.694	7.111	3.446	1.778	1.463	947	19
2004	22.252	0	303	5.942	7.724	3.834	1.863	1.577	1.000	9
2005	21.698	0	280	5.716	7.586	3.816	1.772	1.520	1.003	5
2006	21.501	0	338	5.256	7.569	3.944	1.806	1.531	1.052	5
2007	23.494	0	293	5.654	8.425	4.445	1.918	1.643	1.109	7
2008	22.151	0	303	5.359	7.969	4.220	1.785	1.540	967	8
2009	20.633	0	249	4.746	7.598	4.085	1.659	1.393	892	11
2010	19.541	0	248	4.381	7.262	3.932	1.613	1.240	863	2
2011	19.156	1	207	4.029	7.234	4.110	1.570	1.149	856	0
2012	18.235	0	147	3.617	6.959	3.922	1.571	1.177	842	0
2013	17.623	0	164	3.230	6.616	3.884	1.615	1.195	916	3
2014	18.643	0	203	3.364	6.915	4.242	1.650	1.315	938	16
2015	19.686	0	236	3.600	7.326	4.503	1.818	1.225	976	2
2016	19.265	0	256	3.575	6.990	4.383	1.767	1.294	998	2
2017	19.969	0	213	3.788	7.126	4.533	1.830	1.461	1.014	4
2018	19.911	0	182	3.995	6.744	4.538	1.967	1.488	997	0

**37. SKLOPLJENI BRAKOVI PREMA STAROSTI NEVJESTE I MLADOŽENJE U 2018.**  
*Marriages by bride's and groom's age in 2018*

Starost nevjeste Age of bride (years)	Starost mladoženje Age of grooms (years)									
	ispod 15 Under 15	15-19	20-24	25-29	30-34	35-39	40-44	45-49	50-54	55-59
	ispod 15 Under 15	0	0	0	0	0	0	0	0	0
15-19	0	113	60	7	2	0	0	0	0	0
20-24	0	822	2.649	426	74	12	8	3	0	0
25-29	0	376	2.846	2.918	495	83	18	5	1	1
30-34	0	81	917	2.015	1.222	232	49	13	6	2
35-39	0	18	175	507	687	405	132	34	5	1
40-44	0	8	38	99	192	305	200	63	15	3
45-49	0	2	9	27	50	120	189	119	36	8
50-54	0	0	3	7	26	32	67	103	66	21
55-59	0	0	1	2	5	17	42	62	74	34
60-64	0	0	0	2	4	5	19	27	32	44
65-69	0	0	4	1	1	5	7	14	23	28
70-74	0	0	0	0	0	4	3	5	6	12
75 i više 75 and over	0	0	0	0	0	1	3	8	13	10
nepoznato Unknown	0	0	0	0	0	0	0	0	0	0
<b>Ukupno Total</b>	<b>0</b>	<b>1.420</b>	<b>6.702</b>	<b>6.011</b>	<b>2.758</b>	<b>1.221</b>	<b>737</b>	<b>456</b>	<b>277</b>	<b>164</b>

Starost nevjeste Age of bride (years)	Starost mladoženje Age of grooms (years)					
	60-64	65-69	70-74	75 i više 75 and more	nepoznato Unknown	Ukupno Total
	ispod 15 / Under 15	0	0	0	0	0
15-19	0	0	0	0	0	182
20-24	0	0	0	0	1	3.995
25-29	0	0	0	0	1	6.744
30-34	0	0	0	0	1	4.538
35-39	1	0	1	1	0	1.967
40-44	1	0	0	0	0	924
45-49	2	0	1	1	0	564
50-54	4	2	2	2	0	335
55-59	8	4	1	0	1	251
60-64	26	5	1	0	0	165
65-69	22	13	1	0	0	119
70-74	17	13	2	1	0	63
75 i više 75 and over	13	8	1	7	0	64
nepoznato Unknown	0	0	0	0	0	0
<b>Ukupno Total</b>	<b>94</b>	<b>45</b>	<b>10</b>	<b>12</b>	<b>4</b>	<b>19.911</b>

**Grafikon 14. Sklopljeni brakovi prema starosti nevjeste i mladoženje u 2018.**  
**Graph 14. Marriage by bride's and groom's age in 2018**



**38. SKLOPLJENI BRAKOV I PRETHODNOM BRAČNOM STATUSU NEVJESTE I MLADOŽENJE U 2018. /Marriages by previous marital status of bride and groom in 2018**

Prethodno bračno stanje mladoženje	Prethodno bračno stanje nevjeste				
	Ukupno	neudata	razvedena	udovica	nepoznato
Previous marital status of groom	Previous marital status of bride				
	Total	Never married	Divorced	Widowed	Unknown
<b>Ukupno/ Total</b>	<b>19.911</b>	<b>17.917</b>	<b>179</b>	<b>1.812</b>	<b>3</b>
neoženjen/ Never married	17.768	16.933	58	775	2
razveden/ Divorced	242	61	48	133	0
udovac/ Widowed	1.900	923	73	904	0
nepoznato/ Unknown	1	0	0	0	1

**39. PRVI BRAKOV I PO SPOLU, STAROSTI I GODINI ROĐENJA U 2018.**  
**First marriages by sex, age and year of birth in 2018**

Starost	Godina rođenja	Spol	
		Ženski	Muški
Age	Year of birth	Sex	
		Females	Males
14	2004	0	0
	2003	0	0
15	2003	0	0
	2002	0	0
16	2002	0	0
	2001	0	0
17	2001	0	0
	2000	0	0
18	2000	0	10
	1999	268	16
19	1999	392	60
	1998	402	95
20	1998	535	137
	1997	537	203
21	1997	711	338
	1996	676	362
22	1996	729	434
	1995	674	429
23	1995	875	578
	1994	608	473
24	1994	744	580
	1993	512	429
25	1993	630	592
	1992	603	579
26	1992	716	687
	1991	647	638
27	1991	675	792
	1990	550	666
28	1990	590	761
	1989	461	589
29	1989	512	715
	1988	399	575



nastavak/continued

Starost	Godina rođenja	Spol	
		Ženski	Muški
Age	Year of birth	Sex	
		Females	Males
30	1988	434	664
	1987	315	492
31	1987	328	555
	1986	209	437
32	1986	236	459
	1985	193	365
33	1985	226	386
	1984	161	288
34	1984	203	323
	1983	132	234
35	1983	133	256
	1982	107	185
36	1982	101	220
	1981	95	162
37	1981	102	181
	1980	66	158
38	1980	74	149
	1979	64	111
39	1979	73	106
	1978	58	100
40	1978	72	90
	1977	52	82
41	1977	52	71
	1976	46	60
42	1976	55	79
	1975	52	64
43	1975	43	45
	1974	27	41
44	1974	19	43
	1973	31	28
45	1973	37	43
	1972	20	45
46	1972	28	38
	1971	18	24
47	1971	14	39
	1970	18	25

nastavak/continued

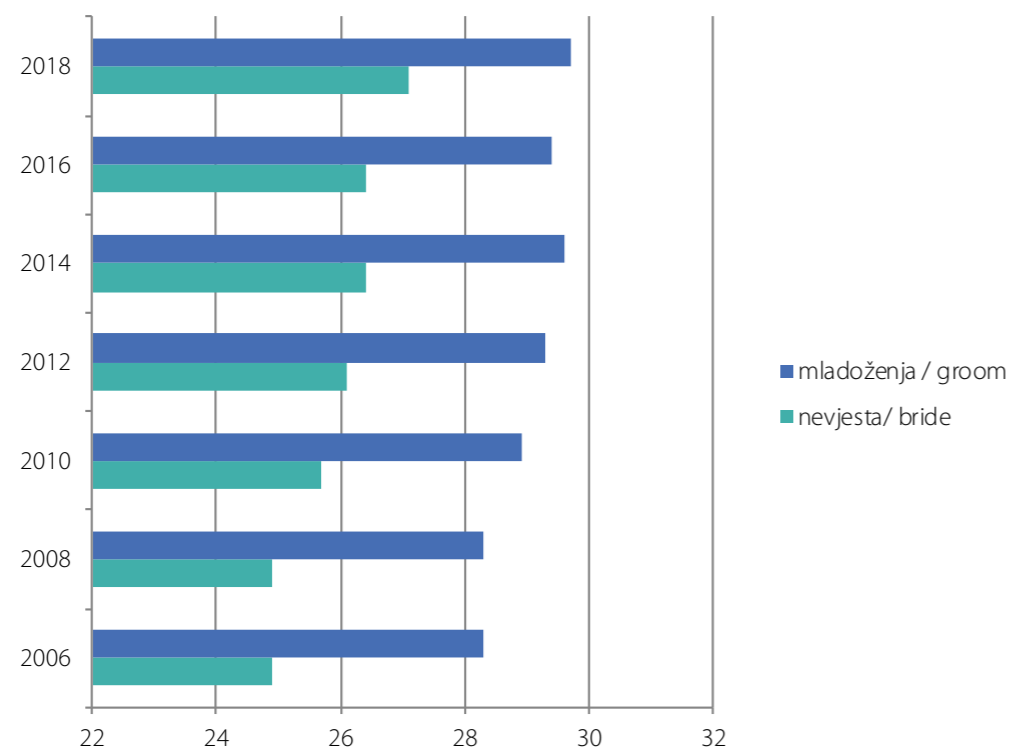
Starost	Godina rođenja	Spol	
		Ženski	Muški
Age	Year of birth	Sex	
		Females	Males
48	1970	26	29
	1969	8	23
49	1969	9	23
	1968	15	20
50	1968	13	19
	1967	6	13
51	1967	11	21
	1966	10	13
52	1966	10	16
	1965	12	15
53	1965	5	14
	1964	5	5
54	1964	11	12
	1963	2	11
55	1963	4	12
	1962	9	5
56	1962	5	8
	1961	6	9
57	1961	5	8
	1960	2	7
58	1960	5	6
	1959	2	5
59	1959	3	10
	1958	2	7
60 i više 60 and over	1958 i ranije and earlier	34	71
nepoznato Unknown		0	0
<b>Ukupno Total</b>		<b>17.560</b>	<b>17.768</b>

**40. PROSJEČNA STAROST NEVJESTE-MLADOŽENJE PRI ZAKLJUČENJU PRVOG BRAKA**  
*Average age of bride-groom at the time getting first married*

Godina	Prvi brakovi	
	Nevjesta	Mladoženja
	First marriages	
Year	Bride	Groom
1996	24,2	27,7
1997	24,3	28,0
1998	24,3	27,9
1999	24,3	27,8
2000	24,2	27,8
2001	24,2	27,8
2002	24,3	27,8
2003	24,6	28,1
2004	24,5	28,0
2005	24,6	28,1
2006	24,9	28,3
2007	24,9	28,3

Godina	Prvi brakovi	
	Nevjesta	Mladoženja
	First marriages	
Year	Bride	Groom
2008	24,9	28,3
2009	24,8	28,3
2010	25,7	28,9
2011	25,9	29,1
2012	26,1	29,3
2013	26,4	29,6
2014	26,4	29,6
2015	26,4	29,5
2016	26,4	29,4
2017	26,6	29,5
2018	27,1	29,7

**Grafikon 15. Prosječna starost - prvi brak**  
*Graph 15. Average age - first marriage*



**41. SKLOPLJENI BRAKOVI PO MJESECIMA I DANIMA U 2018.**  
*Marriages by month and day in 2018*

Dan / Day	Mjesec												Ukupno / Total
	Month												
	M1	M2	M3	M4	M5	M6	M7	M8	M9	M10	M11	M12	
D1	1	16	8	15	7	60	15	52	285	33	39	67	598
D2	3	32	29	43	3	137	24	82	39	22	87	10	511
D3	46	66	82	34	54	24	14	134	50	26	114	24	668
D4	65	7	2	37	99	28	28	273	38	46	21	15	659
D5	92	28	39	54	222	12	43	64	41	76	44	24	739
D6	39	14	26	59	8	23	80	58	61	156	19	27	570
D7	3	24	24	109	58	28	184	38	79	20	27	39	633
D8	34	40	24	19	25	60	15	80	250	30	39	59	675
D9	11	49	71	33	54	77	37	68	30	12	57	5	504
D10	27	72	56	26	43	18	16	140	31	48	128	39	644
D11	33	15		35	92	22	13	264	22	37	22	12	567
D12	43	37	41	53	228	18	54	59	38	63	19	32	685
D13	80	17	17	28	27	16	57	52	44	148	11	25	522
D14	14	44	28	215	44	41	289	41	65	36	22	45	884
D15	34	34	37	31	38	31	51	56	230	56	44	77	719
D16	18	52	47	31	24	94	53	58	31	18	47	7	480
D17	24	119	97	20	32	13	19	114	45	35	130	15	663
D18	20	12	3	32	55	42	42	223	32	39	21	13	534
D19	57	33	21	39	144	27	43	23	28	72	39	29	555
D20	65	18	18	69	28	43	98	50	53	220	26	51	739
D21	8	41	19	183	27	39	234	13	71	19	22	73	749
D22	30	28	34	26	19	79	57	27	204	25	41	121	691
D23	15	45	54	37	25	199	68	70	27	17	48	14	619
D24	21	72	76	28	30	9	21	140	45	34	133	70	679
D25	36	4	7	29	55	62	49	239	27	36	20	48	612
D26	48	25	16	42	121	13	52	24	36	62	15	83	537
D27	84	14	16	99	37	33	88	68	42	194	32	129	836
D28	15	26	28	268	23	35	285	37	58	27	20	161	983
D29	29		18	33	17	60	49	53	202	37	22	177	697

nastavak/continued

Dan / Day	Mjesec												Ukupno / Total
	Month												
	M1	M2	M3	M4	M5	M6	M7	M8	M9	M10	M11	M12	
D30	9		52	74	35	178	71	45	37	23	30	15	569
D31	23		147		31		18	70		31		70	390
<b>Ukupno Total</b>	<b>1.027</b>	<b>984</b>	<b>1.137</b>	<b>1.801</b>	<b>1.705</b>	<b>1.521</b>	<b>2.167</b>	<b>2.715</b>	<b>2.241</b>	<b>1.698</b>	<b>1.339</b>	<b>1.576</b>	19.911

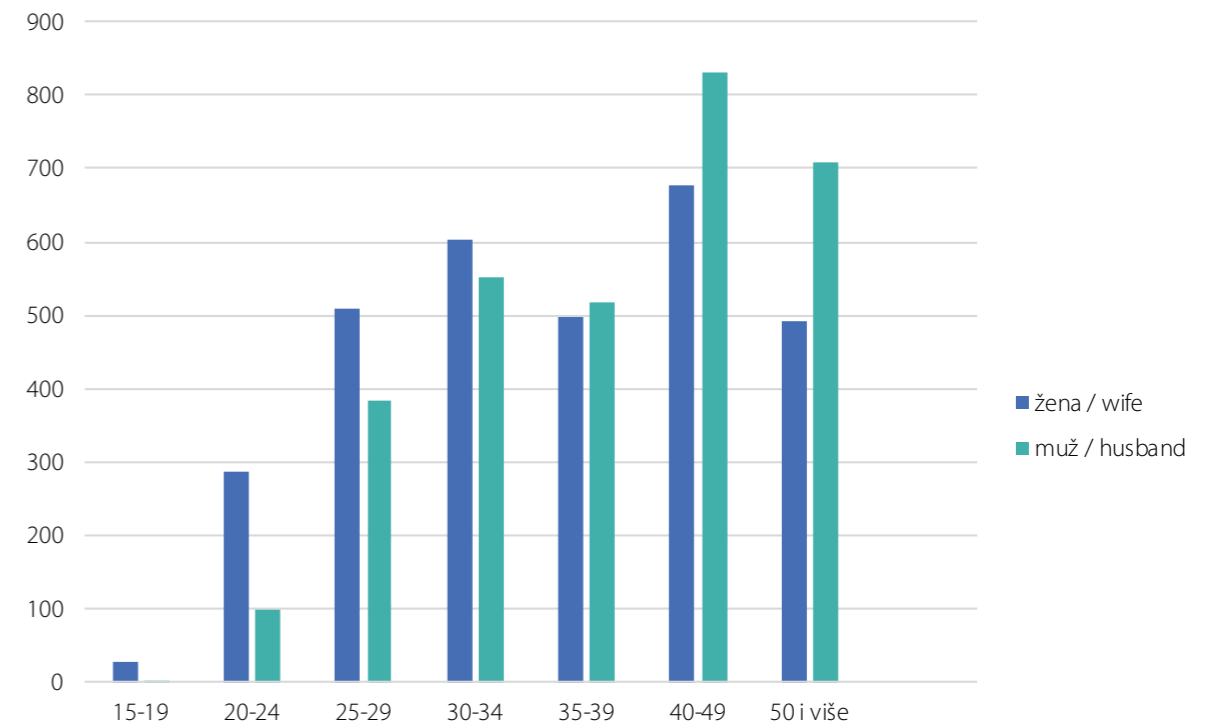
#### 42. RAZVEDENI BRAKOV I PREMA STAROSTI ŽENE Divorces by wife's age

Godina Year	Starost žene / Wife's age									
	Ukupno Total	ispod 15 Under 15	15-19	20-24	25-29	30-34	35-39	40-49	50 i više	nepoznato
									50 and more	Unknown
1997	1.835	0	36	217	348	360	310	358	134	72
1998	1.964	0	25	242	354	386	326	402	179	50
1999	1.995	0	28	250	343	381	340	415	185	53
2000	1.929	0	24	245	357	321	312	445	211	14
2001	2.126	0	26	280	397	372	309	483	245	14
2002	2.311	0	31	319	442	377	341	507	290	4
2003	1.918	0	32	280	361	325	307	381	229	3
2004	1.523	0	20	244	308	262	222	300	165	2
2005	1.763	0	19	237	376	277	232	381	241	0
2006	1.659	0	23	235	298	280	217	371	235	0
2007	1.826	0	20	245	361	331	217	379	273	0
2008	1.369	0	18	196	271	230	192	286	176	0
2009	1.402	0	19	191	277	231	207	298	179	0
2010	1.676	0	27	215	331	294	247	339	222	1
2011	2.309	0	20	304	460	450	342	444	284	5
2012	2.294	0	12	273	418	461	332	512	284	2
2013	2.609	0	18	284	452	506	454	554	338	3
2014	2.686	0	18	235	480	535	454	578	377	9
2015	2.963	0	23	271	532	579	474	625	442	17
2016	2.773	0	28	272	450	518	474	666	359	6
2017	3.022	0	15	274	491	577	511	687	467	0
2018	3.091	0	28	287	510	602	497	676	491	0

**43. RAZVEDENI BRAKOVI PREMA STAROSTI MUŽA**  
*Divorces by husband's age*

Godina Year	Ukupno Total	ispod 15 Under 15	Starost muža / Husband's age							50 i više 50 and more	nepoznato Unknown
			15-19	20-24	25-29	30-34	35-39	40-49			
1997	1.835	0	4	96	264	378	342	472	216	63	
1998	1.964	0	3	94	285	375	368	515	289	35	
1999	1.995	0	4	109	275	386	363	544	280	34	
2000	1.929	0	4	115	264	355	364	488	325	14	
2001	2.126	0	5	111	314	396	379	543	365	13	
2002	2.311	0	1	119	376	413	390	610	395	7	
2003	1.918	0	3	112	338	337	311	507	307	3	
2004	1.523	0	1	93	254	292	290	367	225	1	
2005	1.763	0	1	111	265	303	310	435	338	0	
2006	1.659	0	4	92	246	285	259	438	335	0	
2007	1.826	0	5	97	283	316	316	442	366	1	
2008	1.369	0	0	79	234	263	218	321	254	0	
2009	1.402	0	0	68	225	267	231	351	260	0	
2010	1.676	0	1	99	245	312	281	396	341	1	
2011	2.309	0	2	124	313	428	448	556	435	3	
2012	2.294	0	2	92	290	440	374	635	456	5	
2013	2.609	0	1	105	354	450	456	738	504	1	
2014	2.686	0	1	90	309	498	473	737	575	3	
2015	2.963	0	0	104	380	521	532	765	657	4	
2016	2.773	0	4	106	325	472	482	795	586	3	
2017	3.022	0	2	105	345	513	549	815	692	1	
2018	3.091	0	3	99	383	552	517	830	707	0	

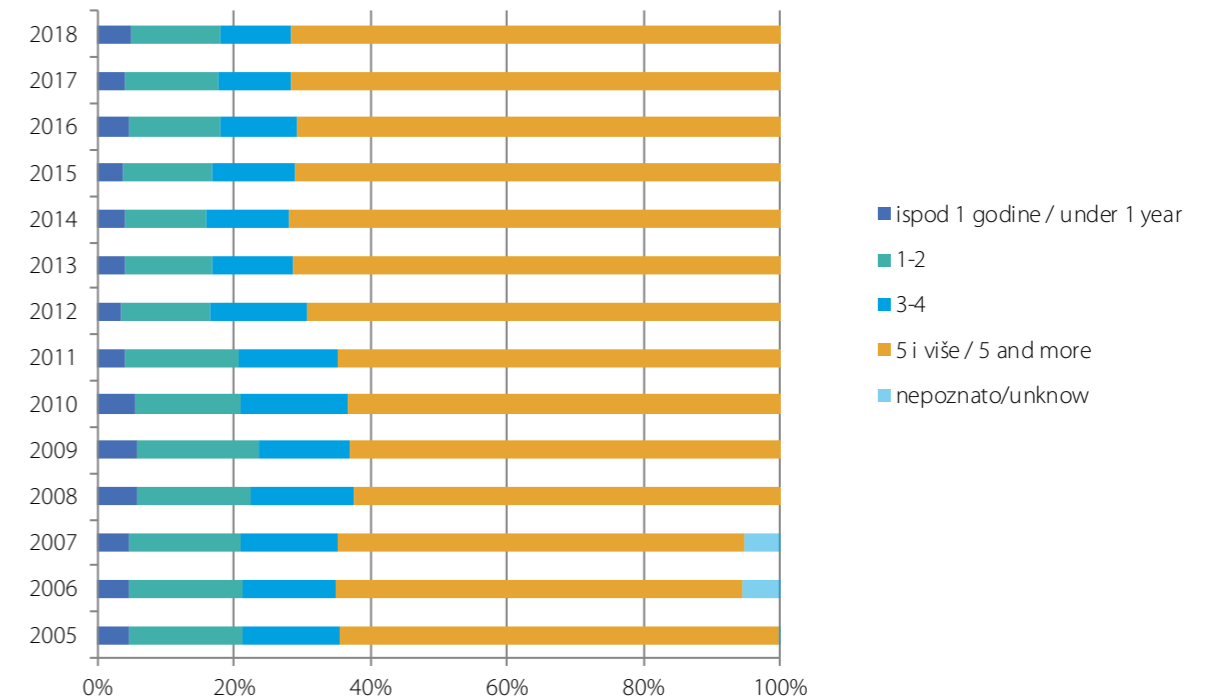
**Grafikon 16. Razvedeni brakovi prema starosti žene i muža u 2018.**  
*Graph 16. Divorces by age wife and husband in 2018*



**44. RAZVEDENI BRAKOVI PREMA TRAJANJU BRAKA I BROJU IZDRŽAVANE DJECE**  
**Divorces by duration of marriage and number of supported children**

Godina	Ukupno	Trajanje braka					Broj izdržavane djece			
		ispod 1 godine	1-2	3-4	5 i više	nepoznato	bez djece	1	2 i više	nepoznato
Year	Total	Duration of marriage					Number of supported children			
		Under 1 year	1-2	3-4	5 and more	Unknown	No children	1	2 and more	Unknown
1997	1.835	34	215	161	1.352	73	732	597	430	76
1998	1.964	22	245	191	1.432	74	811	646	506	1
1999	1.995	4	259	215	1.450	67	814	625	554	2
2000	1.929	84	259	223	1.363	0	820	594	514	1
2001	2.126	93	288	284	1.461	0	972	602	550	2
2002	2.272	127	336	277	1.532	0	1083	647	542	0
2003	1.918	115	285	268	1.250	0	931	513	466	8
2004	1.523	80	248	256	939	0	768	412	342	1
2005	1.763	83	293	251	1134	2	966	436	348	18
2006	1.659	79	272	230	987	91	939	348	277	95
2007	1.826	86	295	261	1.089	95	942	435	348	101
2008	1.369	78	229	205	857	0	786	339	228	16
2009	1.402	83	249	184	886	0	585	329	362	126
2010	1.676	92	261	263	1.060	0	671	385	466	154
2011	2.309	95	379	339	1.496	0	1.107	653	448	101
2012	2.294	78	301	325	1.590	0	1.080	739	475	0
2013	2.609	107	334	307	1.861	0	1.150	736	560	163
2014	2.686	111	319	323	1.933	0	1.188	742	536	220
2015	2.963	114	379	366	2.104	0	1.343	887	592	141
2016	2.773	126	370	311	1.966	0	1.119	767	539	348
2017	3.022	119	416	326	2.161	0	1.445	840	573	164
2018	3.091	149	402	328	2.212	0	1.453	1.416	222	0

**Grafikon 17. Razvedeni brakovi prema trajanju braka**  
**Graph 17. Divorced by duration of marriage**



**45. RAZVEDENI BRAKOVI PREMA GRUPAMA STAROSTI MUŽA I ŽENE U 2018.**  
**Divorces by age group of husband and wife in 2018**

Starost muža Age of husband (years)	Starost žene Age of wife (years)							
	ispod 15 Under 15	15-19	20-24	25-29	30-34	35-39	40-44	45-49
ispod 15 Under 15	0	0	0	0	0	0	0	0
15-19	0	1	1	0	1	0	0	0
20-24	0	14	62	15	5	1	1	0
25-29	0	8	145	164	50	12	2	1
30-34	0	3	63	219	209	35	15	4
35-39	0	1	8	86	217	172	24	8
40-44	0	1	5	19	106	189	129	32
45-49	0	0	2	6	13	57	135	94
50-54	0	0	0	1	1	20	44	110
55-59	0	0	0	0	0	8	21	34
60-64	0	0	0	0	0	3	3	10
65-69	0	0	1	0	0	0	1	1
70-74	0	0	0	0	0	0	0	0
75 i više 75 and more	0	0	0	0	0	0	0	7
Nepoznato Unknown	0	0	0	0	0	0	0	0
<b>Ukupno Total</b>	<b>0</b>	<b>28</b>	<b>287</b>	<b>510</b>	<b>602</b>	<b>497</b>	<b>375</b>	<b>301</b>

Starost muža Age of husband (years)	Starost žene Age of wife (years)						75 i više 75 and more	Nepoznato Unknow	Ukupno Total
	50-54	55-59	60-64	65-69	70-74				
ispod 15 Under 15	0	0	0	0	0	0	0	<b>0</b>	
15-19	0	0	0	0	0	0	0	<b>3</b>	
20-24	1	0	0	0	0	0	0	<b>99</b>	
25-29	1	0	0	0	0	0	0	<b>383</b>	
30-34	2	0	1	1	0	0	0	<b>552</b>	
35-39	1	0	0	0	0	0	0	<b>517</b>	
40-44	9	3	2	0	0	0	0	<b>495</b>	
45-49	24	4	0	0	0	0	0	<b>335</b>	
50-54	87	12	4	0	0	0	0	<b>279</b>	
55-59	74	54	8	0	1	0	0	<b>200</b>	
60-64	17	41	19	6	0	0	0	<b>99</b>	
65-69	8	29	20	20	2	0	0	<b>82</b>	
70-74	6	2	5	5	5	1	0	<b>24</b>	
75 i više 75 and more	0	0	6	2	3	5	0	<b>23</b>	
Nepoznato Unknown	0	0	0	0	0	0	0	<b>0</b>	
<b>Ukupno Total</b>	<b>230</b>	<b>145</b>	<b>65</b>	<b>34</b>	<b>11</b>	<b>6</b>	<b>0</b>	<b>3.091</b>	

**46. UNUTRAŠNJE MIGRACIJE U BOSNI I HERCEGOVINI**  
*Internal migration in Bosnia and Herzegovina*

Dospeljeni/ odseljeni	Starosne grupe										
	Ukupno	0-4	5-9	10-14	15-19	20-24	25-29	30-34	35-39	40-44	
Immigrants/ emigrants	Age groups										
	Total	0-4	5-9	10-14	15-19	20-24	25-29	30-34	35-39	40-44	
2009	ukupno / Total	33.363	535	592	683	2.510	5.377	5.707	3.601	2.426	2.068
	muški / Male	14.701	291	322	334	919	1.493	2.064	1.639	1.281	1.168
	ženski / Female	18.662	244	270	349	1.591	3.884	3.643	1.962	1.145	900
2010	ukupno / Total	35.603	693	922	752	2.605	5.424	6.264	3.990	2.518	2.071
	muški / Male	15.805	364	461	387	1.003	1.609	2.184	1.809	1.281	1.133
	ženski / Female	19.798	329	461	365	1.602	3.815	4.080	2.181	1.237	938
2011	ukupno / Total	32.401	764	825	670	2.350	5.132	5.933	3.611	2.315	1.809
	muški / Male	13.857	399	440	344	913	1.439	1.972	1.612	1.124	978
	ženski / Female	18.544	365	385	326	1.437	3.693	3.961	1.999	1.191	831
2012	ukupno / Total	40.305	781	841	668	2.579	5.712	6.400	4.305	3.162	2.577
	muški / Male	18.479	374	450	337	1.101	1.901	2.352	1.973	1.677	1.392
	ženski / Female	21.826	407	391	331	1.478	3.811	4.048	2.332	1.485	1.185
2013	ukupno / Total	33.644	791	974	615	2.415	4.474	5.492	3.869	2.752	1.899
	muški / Male	14.511	430	493	310	914	1.194	1.853	1.692	1.366	973
	ženski / Female	19.133	361	481	305	1.501	3.280	3.639	2.177	1.386	926
2014	ukupno / Total	33.851	787	1.032	636	2.565	4.115	5.311	3.975	2.900	2.175
	muški / Male	14.604	399	538	318	1.003	1.154	1.730	1.730	1.472	1.109
	ženski / Female	19.247	388	494	318	1.562	2.961	3.581	2.245	1.428	1.066
2015	ukupno / Total	32.831	890	1.007	850	2.801	4.164	5.210	3.675	2.708	1.953
	muški / Male	14.164	471	546	414	1.128	1.081	1.686	1.567	1.349	1.033
	ženski / Female	18.667	419	461	436	1.673	3.083	3.524	2.108	1.359	920
2016	ukupno / Total	32.775	937	1.058	740	2.716	4.234	5.088	3.640	2.417	1.893
	muški / Male	13.788	474	553	354	1.099	1.103	1.648	1.494	1.150	919
	ženski / Female	18.987	463	505	386	1.617	3.131	3.440	2.146	1.267	974
2017	ukupno / Total	28.521	984	1.027	716	2.263	3.874	4.799	3.257	2.229	1.621
	muški / Male	11.663	514	531	369	953	977	1.437	1.275	1.018	799
	ženski / Female	16.858	470	496	347	1.310	2.897	3.362	1.982	1.211	822

Dospeljeni/ odseljeni	Starosne grupe									
	45-49	50-54	55-59	60-64	65-69	70-74	75-79	80-84	85+	
Immigrants/ emigrants	Age groups									
	45-49	50-54	55-59	60-64	65-69	70-74	75-79	80-84	85+	
2009	ukupno / Total	1.961	1.897	1.851	1.251	991	892	634	290	97
	muški / Male	1.090	1.011	1.032	672	511	426	295	118	35
	ženski / Female	871	886	819	579	480	466	339	172	62
2010	ukupno / Total	2.051	2.142	1.859	1.383	934	893	629	368	105
	muški / Male	1.142	1.204	1.087	750	484	450	271	149	37
	ženski / Female	909	938	772	633	450	443	358	219	68
2011	ukupno / Total	1.693	1.687	1.613	1.295	778	867	581	349	129
	muški / Male	895	933	850	701	423	403	256	140	35
	ženski / Female	798	754	763	594	355	464	325	209	94
2012	ukupno / Total	2.552	2.525	2.542	1.981	1.262	1.083	743	429	163
	muški / Male	1.395	1.348	1.348	1.043	674	542	325	185	62
	ženski / Female	1.157	1.177	1.194	938	588	541	418	244	101
2013	ukupno / Total	1.846	1.890	1.978	1.767	1.074	748	593	330	137
	muški / Male	1.014	1.002	1.032	898	543	367	271	114	45
	ženski / Female	832	888	946	869	531	381	322	216	92
2014	ukupno / Total	1.877	1.989	2.016	1.788	1.114	529	580	305	157
	muški / Male	970	1.055	1.014	898	549	236	270	101	58
	ženski / Female	907	934	1.002	890	565	293	310	204	99
2015	ukupno / Total	1.659	1.703	1.698	1.608	1.141	622	605	366	171
	muški / Male	900	922	897	797	590	289	275	145	74
	ženski / Female	759	781	801	811	551	333	330	221	97
2016	ukupno / Total	1.653	1.743	1.723	1.742	1.256	644	644	433	214
	muški / Male	863	901	872	873	659	294	284	177	71
	ženski / Female	790	842	851	869	597	350	360	256	143
2017	ukupno / Total	1.253	1.318	1.362	1.285	1.013	487	496	364	173
	muški / Male	621	688	673	664	514	212	204	147	67
	ženski / Female	632	630	689	621	499	275	292	217	106

nastavak/continued

Dospeljeni/ odseljeni		Starosne grupe									
		Ukupno	0-4	5-9	10-14	15-19	20-24	25-29	30-34	35-39	40-44
Immigrants/ emigrants		Age groups									
		Total	0-4	5-9	10-14	15-19	20-24	25-29	30-34	35-39	40-44
	ukupno / Total	29.379	1.156	1.385	857	2.236	4.027	4.651	3.391	2.408	1.718
2018	muški / Male	11.768	616	702	432	889	924	1.382	1.274	1.046	837
	ženski / Female	17.611	540	683	425	1.347	3.103	3.269	2.117	1.362	881

Dospeljeni/ odseljeni		Starosne grupe								
		45-49	50-54	55-59	60-64	65-69	70-74	75-79	80-84	85+
Immigrants/ emigrants		Age groups								
		45-49	50-54	55-59	60-64	65-69	70-74	75-79	80-84	85+
	ukupno / Total	1.245	1.269	1.302	1.288	981	484	415	370	196
2018	muški / Male	610	634	673	631	503	225	172	149	69
	ženski / Female	635	635	629	657	478	259	243	221	127



