

# **ANKETA O RADNOJ SNAZI**

## *LABOUR FORCE SURVEY*

# **2016**



**Bosna i Hercegovina**  
Bosnia and Herzegovina



**Agencija za statistiku  
Bosne i Hercegovine**  
Agency for Statistics of  
Bosnia and Herzegovina

Sarajevo, 2016.

**Izdaje i štampa:** Agencija za statistiku Bosne i Hercegovine  
Sarajevo, Zelenih beretki 26  
**Published and printed by:** Agency for Statistics of Bosnia and Herzegovina  
Sarajevo, Zelenih beretki 26

**Telefon / Phone:** +387 33 91 19 11  
**Fax / Phone:** +387 33 22 06 22  
**Elektronska pošta / E-mail:** bhas@bhas.ba  
**Internet stranica / Web site:** www.bhas.ba

**Odgovara:** Velimir Jukić, direktor  
**Person responsible:** Velimir Jukić, Director

**Podatke pripremili / Data prepared by:** Selma Husković, Ivana Simić, Jasna Isaković,  
Zoran Škobić, Svjetlana Kezunović

**Lektura:** Amra Kapetanović

**Priprema za štampu / Editing:** Larisa Hasanbegović

**Molimo korisnike Biltena da prilikom upotrebe podataka obavezno navedu izvor.**  
*Users are kindly requested to state the source.*

**SADRŽAJ**  
**CONTENTS**

<b>1. Predgovor / Foreword</b> .....	<b>9</b>
<b>2. Uvod / Introduction</b> .....	<b>11</b>
<b>3. Skraćenice i znakovi / Abbreviations and Symbols</b> .....	<b>12</b>
<b>4. Definicije i metodološka objašnjenja</b> .....	<b>13</b>
<i>Definition and methodological explanations</i> .....	<i>18</i>
<b>TABELE / TABLES</b> .....	<b>23</b>
<b>1. Osnovne karakteristike stanovništva prema aktivnosti i spolu, BiH</b> .....	<b>25</b>
<i>Principal population characteristics by activity and sex, BiH</i> .....	<i>25</i>
<b>1.1 Osnovne karakteristike stanovništva prema aktivnosti i spolu, F BiH</b> .....	<b>26</b>
<i>Principal population characteristics by activity and sex, F BiH</i> .....	<i>26</i>
<b>1.2 Osnovne karakteristike stanovništva prema aktivnosti i spolu, RS</b> .....	<b>27</b>
<i>Principal population characteristics by activity and sex, RS</i> .....	<i>27</i>
<b>1.3 Osnovne karakteristike stanovništva prema aktivnosti i spolu, RS</b> .....	<b>28</b>
<i>Principal population characteristics by activity and sex, RS</i> .....	<i>28</i>
<b>2. Radno sposobno stanovništvo prema aktivnosti, starosnim grupama i spolu, BiH</b> .....	<b>29</b>
<i>Working-age population by activity, age groups and sex, BiH</i> .....	<i>29</i>
<b>2.1 Radno sposobno stanovništvo prema aktivnosti, starosnim grupama i spolu, F BiH</b> .....	<b>31</b>
<i>Working-age population by activity, age groups and sex, F BiH</i> .....	<i>31</i>
<b>2.2 Radno sposobno stanovništvo prema aktivnosti, starosnim grupama i spolu, RS</b> .....	<b>33</b>
<i>Working-age population by activity, age groups and sex, RS</i> .....	<i>33</i>
<b>2.3 Radno sposobno stanovništvo prema aktivnosti, starosnim grupama i spolu, BD BiH</b> .....	<b>35</b>
<i>Working-age population by activity, age groups and sex, BD BiH</i> .....	<i>35</i>
<b>3. Mjere aktivnosti stanovništva prema starosnim grupama i spolu, BiH</b> .....	<b>37</b>
<i>Measures of the population activity by age groups and sex, BiH</i> .....	<i>37</i>
<b>3.1 Mjere aktivnosti stanovništva prema starosnim grupama i spolu, F BiH</b> .....	<b>38</b>
<i>Measures of the population activity by age groups and sex, F BiH</i> .....	<i>38</i>
<b>3.2 Mjere aktivnosti stanovništva prema starosnim grupama i spolu, RS</b> .....	<b>39</b>
<i>Measures of the population activity by age groups and sex, RS</i> .....	<i>39</i>
<b>3.3 Mjere aktivnosti stanovništva prema starosnim grupama i spolu, BD BiH</b> .....	<b>40</b>
<i>Measures of the population activity by age groups and sex, BD BiH</i> .....	<i>40</i>
<b>4. Radno sposobno stanovništvo prema najvišoj završenoj školskoj spremi i spolu, BiH</b> .....	<b>41</b>
<i>Working-age population by the highest level of education attained and sex, BiH</i> .....	<i>41</i>
<b>4.1 Radno sposobno stanovništvo prema najvišoj završenoj školskoj spremi i spolu, F BiH</b> .....	<b>41</b>
<i>Working-age population by the highest level of education attained and sex, F BiH</i> .....	<i>41</i>
<b>4.2 Radno sposobno stanovništvo prema najvišoj završenoj školskoj spremi i spolu, RS</b> .....	<b>42</b>
<i>Working-age population by the highest level of education attained and sex, RS</i> .....	<i>42</i>
<b>4.3 Radno sposobno stanovništvo prema najvišoj završenoj školskoj spremi i spolu, BD BiH</b> .....	<b>42</b>
<i>Working-age population by the highest level of education attained and sex, BD BiH</i> .....	<i>42</i>
<b>5. Radna snaga prema najvišoj završenoj školskoj spremi i spolu, BiH</b> .....	<b>43</b>
<i>Labor force by highest level of education attained and sex, BiH</i> .....	<i>43</i>
<b>5.1 Radna snaga prema najvišoj završenoj školskoj spremi i spolu, F BiH</b> .....	<b>43</b>
<i>Labor force by highest level of education attained and sex, F BiH</i> .....	<i>43</i>
<b>5.2 Radna snaga prema najvišoj završenoj školskoj spremi i spolu, RS</b> .....	<b>44</b>
<i>Labor force by highest level of education attained and sex, RS</i> .....	<i>44</i>
<b>5.3 Radno sposobno stanovništvo prema najvišoj završenoj školskoj spremi i spolu, BD BiH</b> .....	<b>44</b>
<i>Working-age population by the highest level of education attained and sex, BD BiH</i> .....	<i>44</i>
<b>6. Zaposleni prema statusu u zaposlenosti i spolu, BiH</b> .....	<b>45</b>
<i>Persons in employment by employment status and sex, BiH</i> .....	<i>45</i>
<b>6.1 Zaposleni prema statusu u zaposlenosti i spolu, F BiH</b> .....	<b>45</b>
<i>Persons in employment by employment status and sex, F BiH</i> .....	<i>45</i>
<b>6.2 Zaposleni prema statusu u zaposlenosti i spolu, RS</b> .....	<b>46</b>
<i>Persons in employment by employment status and sex, RS</i> .....	<i>46</i>

<b>6.3 Zaposleni prema statusu u zaposlenosti i spolu, BD BiH.....</b>	<b>46</b>
<i>Persons in employment by employment status and sex, BD BiH .....</i>	<i>46</i>
<b>7. Zaposleni prema grupama područja djelatnosti i spolu, BiH .....</b>	<b>47</b>
<i>Persons in employment by groups of sections of economic activities and sex, BiH.....</i>	<i>47</i>
<b>7.1 Zaposleni prema grupama područja djelatnosti i spolu, F BiH .....</b>	<b>47</b>
<i>Persons in employment by groups of sections of economic activities and sex, F BiH.....</i>	<i>47</i>
<b>7.2 Zaposleni prema grupama područja djelatnosti i spolu, RS .....</b>	<b>48</b>
<i>Persons in employment by groups of sections of economic activities and sex, RS.....</i>	<i>48</i>
<b>7.3 Zaposleni prema grupama područja djelatnosti i spolu, BD BiH .....</b>	<b>48</b>
<i>Persons in employment by groups of sections of economic activities and sex, BD BiH .....</i>	<i>48</i>
<b>8. Zaposleni sa punim i kraćim od punoga radnog vremena prema grupama područja djelatnosti i spolu, BiH .....</b>	<b>49</b>
<i>Persons in employment - full time or part time - by groups of sections of economic activities and sex, BiH .....</i>	<i>49</i>
<b>8.1 Zaposleni sa punim i kraćim od punoga radnog vremena prema grupama područja djelatnosti i spolu, F BiH .....</b>	<b>50</b>
<i>Persons in employment - full time or part time - by groups of sections of economic activities and sex, F BiH.....</i>	<i>50</i>
<b>8.2 Zaposleni sa punim i kraćim od punoga radnog vremena prema grupama područja djelatnosti i spolu, RS .....</b>	<b>51</b>
<i>Persons in employment - full time or part time - by groups of sections of economic activities and sex, RS .....</i>	<i>51</i>
<b>8.3 Zaposleni sa punim i kraćim od punoga radnog vremena prema grupama područja djelatnosti i spolu, BD BiH....</b>	<b>52</b>
<i>Persons in employment - full time or part time - by groups of sections of economic activities and sex, BD BiH .....</i>	<i>52</i>
<b>9. Zaposleni prema najvišoj završenoj školskoj spremi i spolu, BiH.....</b>	<b>53</b>
<i>Persons in employment by the highest level of education attained and sex, BiH .....</i>	<i>53</i>
<b>9.1 Zaposleni prema najvišoj završenoj školskoj spremi i spolu, F BiH .....</b>	<b>53</b>
<i>Persons in employment by the highest level of education attained and sex, F BiH.....</i>	<i>53</i>
<b>9.2 Zaposleni prema najvišoj završenoj školskoj spremi i spolu, RS .....</b>	<b>54</b>
<i>Persons in employment by the highest level of education attained and sex, RS.....</i>	<i>54</i>
<b>9.3 Zaposleni prema najvišoj završenoj školskoj spremi i spolu, BD BiH.....</b>	<b>54</b>
<i>Persons in employment by the highest level of education attained and sex, BD BiH.....</i>	<i>54</i>
<b>10. Prosjek uobičajenih sati rada sedmično na glavnom poslu po grupama područja djelatnosti i spolu, BiH .....</b>	<b>55</b>
<i>Average hours usually worked per week on main jobs by persons in employment - by groups of sections of economic activities and sex, BiH .....</i>	<i>55</i>
<b>10.1 Prosjek uobičajenih sati rada sedmično na glavnom poslu po grupama područja djelatnosti i spolu, F BiH .....</b>	<b>55</b>
<i>Average hours usually worked per week on main jobs by persons in employment - by groups of sections of economic activities and sex, F BiH .....</i>	<i>55</i>
<b>10.2 Prosjek uobičajenih sati rada sedmično na glavnom poslu po grupama područja djelatnosti i spolu, RS.....</b>	<b>55</b>
<i>Average hours usually worked per week on main jobs by persons in employment - by groups of sections of economic activities and sex, RS .....</i>	<i>55</i>
<b>10.3 Prosjek uobičajenih sati rada sedmično na glavnom poslu po grupama područja djelatnosti i spolu, BD BiH.....</b>	<b>55</b>
<i>Average hours usually worked per week on main jobs by persons in employment - by groups of sections of economic activities and sex, BD BiH.....</i>	<i>55</i>
<b>11. Nezaposleni prema najvišoj završenoj školskoj spremi i spolu, BiH.....</b>	<b>56</b>
<i>Unemployed persons by the highest education level attained and sex, BiH.....</i>	<i>56</i>
<b>11.1 Nezaposleni prema najvišoj završenoj školskoj spremi i spolu, F BiH .....</b>	<b>56</b>
<i>Unemployed persons by the highest education level attained and sex, F BiH.....</i>	<i>56</i>
<b>11.2 Nezaposleni prema najvišoj završenoj školskoj spremi i spolu, RS .....</b>	<b>57</b>
<i>Unemployed persons by the highest education level attained and sex, RS .....</i>	<i>57</i>
<b>11.3 Nezaposleni prema najvišoj završenoj školskoj spremi i spolu, BD BiH.....</b>	<b>57</b>
<i>Unemployed persons by the highest education level attained and sex, BD BiH .....</i>	<i>57</i>
<b>12. Stope nezaposlenosti po najvišoj završenoj školskoj spremi i spolu, BiH .....</b>	<b>58</b>
<i>Unemployed persons by highest level of education attained and sex, BiH.....</i>	<i>58</i>
<b>12.1 Stope nezaposlenosti po najvišoj završenoj školskoj spremi i spolu, F BiH.....</b>	<b>58</b>
<i>Unemployed persons by highest level of education attained and sex, F BiH.....</i>	<i>58</i>
<b>12.2 Stope nezaposlenosti po najvišoj završenoj školskoj spremi i spolu, RS.....</b>	<b>58</b>
<i>Unemployed persons by highest level of education attained and sex, RS.....</i>	<i>58</i>
<b>12.3 Stope nezaposlenosti po najvišoj završenoj školskoj spremi i spolu, BD BiH .....</b>	<b>58</b>
<i>Unemployed persons by highest level of education attained and sex, BD BiH .....</i>	<i>58</i>
<b>13. Nezaposleni prema trajanju nezaposlenosti i spolu, BiH.....</b>	<b>59</b>
<i>Unemployed persons by duration of unemployment and sex, BiH .....</i>	<i>59</i>
<b>13.1 Nezaposleni prema trajanju nezaposlenosti i spolu, F BiH .....</b>	<b>60</b>
<i>Unemployed persons by duration of unemployment and sex, F BiH .....</i>	<i>60</i>
<b>13.2 Nezaposleni prema trajanju nezaposlenosti i spolu, RS .....</b>	<b>61</b>
<i>Unemployed persons by duration of unemployment and sex, RS.....</i>	<i>61</i>

13.3 Nezaposleni prema trajanju nezaposlenosti i spolu, BD BiH.....	61
<i>Unemployed persons by duration of unemployment and sex, BD BiH.....</i>	<i>61</i>
<b>14. Radno sposobno stanovništvo prema statusu na birou za zapošljavanje i spolu, BiH.....</b>	<b>62</b>
<i>Working-age population according to the status at the employment bureaus and sex, BiH.....</i>	<i>62</i>
14.1 Radno sposobno stanovništvo prema statusu na birou za zapošljavanje i spolu, F BiH.....	64
<i>Working-age population according to the status at the employment bureaus and sex, F BiH.....</i>	<i>64</i>
14.2 Radno sposobno stanovništvo prema statusu na birou za zapošljavanje i spolu, RS.....	66
<i>Working-age population according to the status at the employment bureaus and sex, RS.....</i>	<i>66</i>
14.3 Radno sposobno stanovništvo prema statusu na birou za zapošljavanje i spolu, BD BiH.....	68
<i>Working-age population according to the status at the employment bureaus and sex, BD BiH.....</i>	<i>68</i>
<b>15. Neaktivne osobe prema najvišoj završenoj školskoj spremi i spolu, BiH.....</b>	<b>70</b>
<i>Inactive persons by the highest level of education attained and sex, BiH.....</i>	<i>70</i>
15.1 Neaktivne osobe prema najvišoj završenoj školskoj spremi i spolu, F BiH.....	70
<i>Inactive persons by the highest level of education attained and sex, F BiH.....</i>	<i>70</i>
15.2 Neaktivne osobe prema najvišoj završenoj školskoj spremi i spolu, RS.....	71
<i>Inactive persons by the highest level of education attained and sex, RS.....</i>	<i>71</i>
15.3 Neaktivne osobe prema najvišoj završenoj školskoj spremi i spolu, BD BiH.....	71
<i>Inactive persons by the highest level of education attained and sex, BD BiH.....</i>	<i>71</i>
<b>16. Obeshrabreni neaktivni prema spolu.....</b>	<b>72</b>
<i>Discouraged inactive persons by sex.....</i>	<i>72</i>
17.1.1 Radno sposobno stanovništvo prema subjektivnom radnom statusu i spolu, BiH.....	73
<i>Working age population according to subjective labour status and by sex, BiH.....</i>	<i>73</i>
17.1.2 Radno sposobno stanovništvo prema subjektivnom radnom statusu i spolu, BiH (Struktura).....	74
<i>Working age population according to subjective labour status and by sex, BiH (Structure).....</i>	<i>74</i>
17.2.1 Radno sposobno stanovništvo prema subjektivnom radnom statusu i spolu, FBiH.....	75
<i>Working age population according to subjective labour status and by sex, FBiH.....</i>	<i>75</i>
17.2.2 Radno sposobno stanovništvo prema subjektivnom radnom statusu i spolu, FBiH.....	76
<i>Working age population according to subjective labour status and by sex, FBiH.....</i>	<i>76</i>
17.3.1 Radno sposobno stanovništvo prema subjektivnom radnom statusu i spolu, RS.....	77
<i>Working age population according to subjective labour status and by sex, RS.....</i>	<i>77</i>
17.3.2 Radno sposobno stanovništvo prema subjektivnom radnom statusu i spolu, RS (Struktura).....	78
<i>Working age population according to subjective labour status and by sex, RS (Structure).....</i>	<i>78</i>
17.4.1 Radno sposobno stanovništvo prema subjektivnom radnom statusu i spolu, BD BiH.....	79
<i>Working age population according to subjective labour status and by sex, BD BiH.....</i>	<i>79</i>
17.4.2 Radno sposobno stanovništvo prema subjektivnom radnom statusu i spolu, BD BiH (Struktura).....	80
<i>Working age population according to subjective labour status and by sex, BD BiH (Structure).....</i>	<i>80</i>
<b>18. Postotak ukupno plaćene radne snage prema spolu, 2016.....</b>	<b>81</b>
<i>Percentage of the total paid labour force by sex, 2016.....</i>	<i>81</i>
<b>19. Postotak ukupno plaćene radne snage prema spolu prema starosnim grupama, 2016.....</b>	<b>81</b>
<i>Percentage of the total paid labour force by age groups and sex, 2016.....</i>	<i>81</i>
<b>20. Postotak ukupno plaćene radne snage prema spolu (puno radno vrijeme i skraćeno radno vrijeme), 2016.....</b>	<b>81</b>
<i>Percentage of the total paid labour force by sex - full time or part time, 2016.....</i>	<i>81</i>
21.1 Nosioci domaćinstva (urbano-ruralno) - bračni status, 2016.....	82
<i>Head of household (urban-rural) - marital status, 2016.....</i>	<i>82</i>
21.1.1 Nosioci domaćinstva (urbano-ruralno) - bračni status, 2016 (Struktura).....	83
<i>Head of household (urban-rural) - marital status, 2016 (Structure).....</i>	<i>83</i>
21.1.2 Nosioci domaćinstva (urbano-ruralno) - bračni status, 2016 (Učešće).....	84
<i>Head of household (urban-rural) - marital status, 2016 (Share).....</i>	<i>84</i>
21.2 Nosioci domaćinstva (urbano-ruralno) - bračni status, 2016.....	85
<i>Head of household (urban-rural) - marital status, 2016.....</i>	<i>85</i>
21.2.1 Nosioci domaćinstva (urbano-ruralno) - bračni status, 2016 (Struktura).....	86
<i>Head of household (urban-rural) - marital status, 2016 (Structure).....</i>	<i>86</i>
21.2.2 Nosioci domaćinstva (urbano-ruralno) - bračni status, 2016 (Učešće).....	87
<i>Head of household (urban-rural) - marital status, 2016 (Share).....</i>	<i>87</i>
21.3 Nosioci domaćinstva (urbano-ruralno) - bračni status, 2016.....	88
<i>Head of household (urban-rural) - marital status, 2016.....</i>	<i>88</i>
21.3.1 Nosioci domaćinstva (urbano-ruralno) - bračni status, 2016 (Struktura).....	89
<i>Head of household (urban-rural) - marital status, 2016 (Structure).....</i>	<i>89</i>
21.3.2 Nosioci domaćinstva (urbano-ruralno) - bračni status, 2016 (Učešće).....	90
<i>Head of household (urban-rural) - marital status, 2016 (Share).....</i>	<i>90</i>

21.4 Nosioci domaćinstva (urbano-ruralno) - bračni status, 2016 .....	91
Head of household (urban-rural) - marital status, 2016 .....	91
21.4.1 Nosioci domaćinstva (urbano-ruralno) - bračni status, 2016 (Struktura).....	92
Head of household (urban-rural) - marital status, 2016 (Structure).....	92
21.4.2 Nosioci domaćinstva (urbano-ruralno) - bračni status, 2016 (Učešće) .....	93
Head of household (urban-rural) - marital status, 2016 (Share).....	93
<b>22. Stopa samozaposlenih prema spolu, 2016 .....</b>	<b>94</b>
Rate of self-employed by sex, 2016 .....	94
<b>23.1 Neplaćeni rad u domaćinstvu po starosnim grupama i spolu (uključujući i rad u poljoprivredi), 2016 .....</b>	<b>95</b>
Unpaid work in household by age groups and sex (including work in agriculture), 2016.....	95
23.1.1 Neplaćeni rad u domaćinstvu po starosnim grupama i spolu (uključujući i rad u poljoprivredi), 2016 (Struktura) .....	95
Unpaid work in household by age groups and sex (including work in agriculture), 2016 (Structure) .....	95
23.1.2 Neplaćeni rad u domaćinstvu po starosnim grupama i spolu (uključujući i rad u poljoprivredi), 2016 (Učešće) .....	95
Unpaid work in household by age groups and sex (including work in agriculture), 2016 (Share).....	95
<b>23.2 Neplaćeni rad u domaćinstvu po starosnim grupama i spolu (uključujući i rad u poljoprivredi), 2016 .....</b>	<b>96</b>
Unpaid work in household by age groups and sex (including work in agriculture), 2016.....	96
23.2.1 Neplaćeni rad u domaćinstvu po starosnim grupama i spolu (uključujući i rad u poljoprivredi), 2016 (Struktura) .....	96
Unpaid work in household by age groups and sex (including work in agriculture), 2016 (Structure) .....	96
23.2.2 Neplaćeni rad u domaćinstvu po starosnim grupama i spolu (uključujući i rad u poljoprivredi), 2016 (Učešće) .....	96
Unpaid work in household by age groups and sex (including work in agriculture), 2016 (Share).....	96
<b>23.3 Neplaćeni rad u domaćinstvu po starosnim grupama i spolu (uključujući i rad u poljoprivredi), 2016 .....</b>	<b>97</b>
Unpaid work in household by age groups and sex (including work in agriculture), 2016.....	97
23.3.1 Neplaćeni rad u domaćinstvu po starosnim grupama i spolu (uključujući i rad u poljoprivredi), 2016 (Struktura) .....	97
Unpaid work in household by age groups and sex (including work in agriculture), 2016 (Structure) .....	97
23.3.2 Neplaćeni rad u domaćinstvu po starosnim grupama i spolu (uključujući i rad u poljoprivredi), 2016 (Učešće) .....	97
Unpaid work in household by age groups and sex (including work in agriculture), 2016 (Share).....	97
<b>23.4 Neplaćeni rad u domaćinstvu po starosnim grupama i spolu (uključujući i rad u poljoprivredi), 2016 .....</b>	<b>98</b>
Unpaid work in household by age groups and sex (including work in agriculture), 2016.....	98
23.4.1 Neplaćeni rad u domaćinstvu po starosnim grupama i spolu (uključujući i rad u poljoprivredi), 2016 (Struktura) .....	98
Unpaid work in household by age groups and sex (including work in agriculture), 2016 (Structure) .....	98
23.4.2 Neplaćeni rad u domaćinstvu po starosnim grupama i spolu (uključujući i rad u poljoprivredi), 2016 (Učešće) .....	98
Unpaid work in household by age groups and sex (including work in agriculture), 2016 (Share).....	98
<b>Annex 1. Intervali povjerljivosti osnovnih karakteristika stanovništva prema aktivnosti, BiH .....</b>	<b>99</b>
Annex 1. Confidentiality intervals for principal characteristics of the population by activity, BiH .....	99
<b>Annex 1.1 Intervali povjerljivosti osnovnih karakteristika stanovništva prema aktivnosti, FBiH.....</b>	<b>99</b>
Confidentiality intervals for principal characteristics of the population by activity, F BiH.....	99
<b>Annex 1.2 Intervali povjerljivosti osnovnih karakteristika stanovništva prema aktivnosti, RS .....</b>	<b>100</b>
Confidentiality intervals for principal characteristics of the population by activity, RS .....	100
<b>Annex 1.3 Intervali povjerljivosti osnovnih karakteristika stanovništva prema aktivnosti, BD BiH .....</b>	<b>101</b>
Confidentiality intervals for principal characteristics of the population by activity, BD BiH .....	101
<b>GRAFIKONI / GRAPHS.....</b>	<b>103</b>
<b>Grafikon 1. Struktura radno sposobnog stanovništva prema aktivnosti u 2016. godini, BiH, % .....</b>	<b>105</b>
Graph 1. Structure of working age population by activity in 2016, BiH, %.....	105
<b>Grafikon 1.1 Struktura radno sposobnog stanovništva prema aktivnosti u 2016. godini, FBiH, % .....</b>	<b>105</b>
Graph 1.1 Structure of working age population by activity in 2016, FBiH, %.....	105
<b>Grafikon 1.2 Struktura radno sposobnog stanovništva prema aktivnosti u 2016. godini, RS, % .....</b>	<b>106</b>
Graph 1.2 Structure of working age population by activity in 2016, RS, % .....	106
<b>Grafikon 1.3 Struktura radno sposobnog stanovništva prema aktivnosti u 2016. godini, BDBiH, % .....</b>	<b>106</b>
Graph 1.3 Structure of working age population by activity in 2016, BDBiH, % .....	106
<b>Grafikon 2. Struktura radno sposobnog stanovništva prema aktivnosti i spolu u 2016. godini, BiH,% .....</b>	<b>107</b>
Graph 2. Structure of working age population by activity and sex in 2016, BiH, % .....	107

<b>Grafikon 2.1 Struktura radno sposobnog stanovništva prema aktivnosti i spolu u 2016. godini, FBiH, %....</b>	<b>107</b>
<i>Graph 2.1 Structure of working age population by activiti and sex, 2016, FBiH, % .....</i>	<i>107</i>
<b>Grafikon 2.2 Struktura radno sposobnog stanovništva prema aktivnosti i spolu u 2016. godini, RS, %.....</b>	<b>108</b>
<i>Graph 2.2 Structure of working age population by activiti and sex, 2016, RS, %.....</i>	<i>108</i>
<b>Grafikon 2.3 Struktura radno sposobnog stanovništva prema aktivnosti i spolu u 2016. godini, BDBiH, %..</b>	<b>108</b>
<i>Graph 2.3 Structure of working age population by activiti and sex, 2016, BDBiH, %.....</i>	<i>108</i>
<b>Grafikon 3. Struktura radne snage prema starosnim grupama i spolu u 2016. godini, BiH, %.....</b>	<b>109</b>
<i>Graph 3. Structure of labour force by age group and sex in 2016, BiH, %.....</i>	<i>109</i>
<b>Grafikon 3.1 Struktura radne snage prema starosnim grupama i spolu u 2016. godini, FBiH, %.....</b>	<b>109</b>
<i>Graph 3.1 Structure of labour force by age group and sex in 2016, FBiH, % .....</i>	<i>109</i>
<b>Grafikon 3.2 Struktura radne snage prema starosnim grupama i spolu u 2016. godini, RS, %.....</b>	<b>110</b>
<i>Graph 3.2 Structure of labour force by age group and sex in 2016, RS, %.....</i>	<i>110</i>
<b>Grafikon 3.3 Struktura radne snage prema starosnim grupama i spolu u 2016. godini, BDBiH, % .....</b>	<b>110</b>
<i>Graph 3.3 Structure of labour force by age group and sex in 2016, BDBiH, %.....</i>	<i>110</i>
<b>Grafikon 4. Struktura neaktivnih osoba prema starosnim grupama i spolu u 2016. godini, BiH, % .....</b>	<b>111</b>
<i>Graph 4. Structure of inactive persons by age group and sex in 2016, BiH, %.....</i>	<i>111</i>
<b>Grafikon 4.1 Struktura neaktivnih osoba prema starosnim grupama i spolu u 2016. godini, FBiH, % .....</b>	<b>111</b>
<i>Graph 4.1 Structure of inactive persons by age group and sex in 2016, FBiH, % .....</i>	<i>111</i>
<b>Grafikon 4.2 Struktura neaktivnih osoba prema starosnim grupama i spolu u 2016. godini, RS, % .....</b>	<b>112</b>
<i>Graph 4.2 Structure of inactive persons by age group and sex in 2016, RS, %.....</i>	<i>112</i>
<b>Grafikon 4.3 Struktura neaktivnih osoba prema starosnim grupama i spolu u 2016. godini, BDBiH, %.....</b>	<b>112</b>
<i>Graph 4.3 Structure of inactive persons by age group and sex in 2016, BDBiH, %.....</i>	<i>112</i>
<b>Grafikon 5. Mjere aktivnosti stanovništva po spolu u 2016. godini, BiH, % .....</b>	<b>113</b>
<i>Graph 5. Measures of the population activity by sex in 2016, BiH, %.....</i>	<i>113</i>
<b>Grafikon 5.1 Mjere aktivnosti stanovništva po spolu u 2016. godini, FBiH, % .....</b>	<b>113</b>
<i>Graph 5.1 Measures of the population activity by sex in 2016, FBiH, %.....</i>	<i>113</i>
<b>Grafikon 5.2 Mjere aktivnosti stanovništva po spolu u 2016. godini, RS, % .....</b>	<b>114</b>
<i>Graph 5.2 Measures of the population activity by sex in 2016, RS, % .....</i>	<i>114</i>
<b>Grafikon 5.3 Mjere aktivnosti stanovništva po spolu u 2016. godini, BDBiH, %.....</b>	<b>114</b>
<i>Graph 5.3 Measures of the population activity by sex in 2016, BDBiH, %.....</i>	<i>114</i>
<b>Grafikon 6. Radno sposobno stanovništvo prema najvišoj završenoj školskoj spremi i spolu u 2016. godini, BiH, %....</b>	<b>115</b>
<i>Graph 6. Working-age population by the highest level of education attained and sex in 2016, BiH, %.....</i>	<i>115</i>
<b>Grafikon 6.1 Radno sposobno stanovništvo prema najvišoj završenoj školskoj spremi i spolu u 2016. godini, FBiH, %.....</b>	<b>115</b>
<i>Graph 6.1 Working-age population by the highest level of education attained and sex in 2016, FBiH, % .....</i>	<i>115</i>
<b>Grafikon 6.2 Radno sposobno stanovništvo prema najvišoj završenoj školskoj spremi i spolu u 2016. godini, RS, % .....</b>	<b>116</b>
<i>Graph 6.2 Working-age population by the highest level of education attained and sex in 2016, RS, %.....</i>	<i>116</i>
<b>Grafikon 6.3 Radno sposobno stanovništvo prema najvišoj završenoj školskoj spremi i spolu u 2016. godini, BDBiH, %.....</b>	<b>116</b>
<i>Graph 6.3 Working-age population by the highest level of education attained and sex in 2016, BDBiH, %.....</i>	<i>116</i>
<b>Grafikon 7. Radna snaga prema najvišoj završenoj školskoj spremi i spolu u 2016. godini, BiH, %.....</b>	<b>117</b>
<i>Graph 7. Labour force by highes level of education attained and sex in 2016, BiH, % .....</i>	<i>117</i>
<b>Grafikon 7.1 Radna snaga prema najvišoj završenoj školskoj spremi i spolu u 2016. godini, FBiH, %.....</b>	<b>117</b>
<i>Graph 7.1 Labour force by highes level of education attained and sex in 2016, FBiH, % .....</i>	<i>117</i>
<b>Grafikon 7.2 Radna snaga prema najvišoj završenoj školskoj spremi i spolu u 2016. godini, RS, %.....</b>	<b>118</b>
<i>Graph 7.2 Labour force by highes level of education attained and sex in 2016, RS, %.....</i>	<i>118</i>
<b>Grafikon 7.3 Radna snaga prema najvišoj završenoj školskoj spremi i spolu u 2016. godini, BDBiH, % .....</b>	<b>118</b>
<i>Graph 7.3 Labour force by highes level of education attained and sex in 2016, BDBiH, %.....</i>	<i>118</i>
<b>Grafikon 8. Zaposleni prema statusu u zaposlenosti i spolu u 2016. godini, BiH, %.....</b>	<b>119</b>
<i>Graph 8. Persons in employment by employment status and sex in 2016, BiH, %.....</i>	<i>119</i>
<b>Grafikon 8.1 Zaposleni prema statusu u zaposlenosti i spolu u 2016. godini, FBiH, %.....</b>	<b>119</b>
<i>Graph 8.1 Persons in employment by employment status and sex in 2016, FBiH, % .....</i>	<i>119</i>
<b>Grafikon 8.2 Zaposleni prema statusu u zaposlenosti i spolu u 2016. godini, RS, % .....</b>	<b>120</b>
<i>Graph 8.2 Persons in employment by employment status and sex in 2016, RS, %.....</i>	<i>120</i>
<b>Grafikon 8.3 Zaposleni prema statusu u zaposlenosti i spolu u 2016. godini, BDBiH, % .....</b>	<b>120</b>
<i>Graph 8.3 Persons in employment by employment status and sex in 2016, BDBiH, %.....</i>	<i>120</i>
<b>Grafikon 9. Zaposleni prema grupama područja djelatnosti i spolu u 2016. godini, BiH, %.....</b>	<b>121</b>
<i>Graph 9. Persons in employment by groups of sections of economic activities and sex in 2016, BiH, % .....</i>	<i>121</i>
<b>Grafikon 9.1. Zaposleni prema grupama područja djelatnosti i spolu u 2016. godini, FBiH, % .....</b>	<b>121</b>
<i>Graph 9.1. Persons in employment by groups of sections of economic activities and sex in 2016, FBiH, %.....</i>	<i>121</i>

<b>Grafikon 9.2. Zaposleni prema grupama područja djelatnosti i spolu u 2016. godini, RS, %</b> .....	<b>122</b>
<i>Graph 9.2. Persons in employment by groups of sections of economic activities and sex in 2016, RS, %</i> .....	<i>122</i>
<b>Grafikon 9.3. Zaposleni prema grupama područja djelatnosti i spolu u 2016. godini, BDBiH, %</b> .....	<b>122</b>
<i>Graph 9.3. Persons in employment by groups of sections of economic activities and sex in 2016, BDBiH, %</i> .....	<i>122</i>
<b>Grafikon 10. Zaposleni prema najvišoj završenoj školskoj spremi i spolu u 2016. godini, BiH, %</b> .....	<b>123</b>
<i>Graph 10. Person in employment by the highest level of education attained and sex in 2015, BiH, %</i> .....	<i>123</i>
<b>Grafikon 10.1 Zaposleni prema najvišoj završenoj školskoj spremi i spolu u 2016. godini, FBiH, %</b> .....	<b>123</b>
<i>Graph 10.1 Person in employment by the highest level of education attained and sex in 2016, FBiH, %</i> .....	<i>123</i>
<b>Grafikon 10.2 Zaposleni prema najvišoj završenoj školskoj spremi i spolu u 2016. godini, RS, %</b> .....	<b>124</b>
<i>Graph 10.2 Person in employment by the highest level of education attained and sex in 2016, RS, %</i> .....	<i>124</i>
<b>Grafikon 10.3 Zaposleni prema najvišoj završenoj školskoj spremi i spolu u 2016. godini, BDBiH, %</b> .....	<b>124</b>
<i>Graph 10.3 Person in employment by the highest level of education attained and sex in 2016, BDBiH, %</i> .....	<i>124</i>
<b>Grafikon 11. Nezaposleni prema najvišoj završenoj školskoj spremi i spolu u 2016. godini, BiH, %</b> .....	<b>125</b>
<i>Graph 11. Unemployed persons by the highest education level attained and sex in 2016, BiH, %</i> .....	<i>125</i>
<b>Grafikon 11.1 Nezaposleni prema najvišoj završenoj školskoj spremi i spolu u 2016. godini, FBiH, %</b> .....	<b>125</b>
<i>Graph 11.1 Unemployed persons by the highest education level attained and sex in 2016, FBiH, %</i> .....	<i>125</i>
<b>Grafikon 11.2 Nezaposleni prema najvišoj završenoj školskoj spremi i spolu u 2016. godini, RS, %</b> .....	<b>126</b>
<i>Graph 11.2 Unemployed persons by the highest education level attained and sex in 2016, RS, %</i> .....	<i>126</i>
<b>Grafikon 11.3 Nezaposleni prema najvišoj završenoj školskoj spremi i spolu u 2016. godini, BDBiH, %</b> .....	<b>126</b>
<i>Graph 11.3 Unemployed persons by the highest education level attained and sex in 2016, BDBiH, %</i> .....	<i>126</i>
<b>Grafikon 12. Neaktivne osobe prema najvišoj završenoj školskoj spremi i spolu u 2016. godini, BiH, %</b> .....	<b>127</b>
<i>Graph 12. Inactive persons by the highest level of education attained and sex in 2016, B&amp;H, %</i> .....	<i>127</i>
<b>Grafikon 12.1 Neaktivne osobe prema najvišoj završenoj školskoj spremi i spolu u 2016. godini, FBiH, %</b> .....	<b>127</b>
<i>Graph 12.1 Inactive persons by the highest level of education attained and sex in 2016, FBiH, %</i> .....	<i>127</i>
<b>Grafikon 12.2 Neaktivne osobe prema najvišoj završenoj školskoj spremi i spolu u 2016. godini, RS, %</b> ....	<b>128</b>
<i>Graph 12.2 Inactive persons by the highest level of education attained and sex in 2016, RS, %</i> .....	<i>128</i>
<b>Grafikon 12.3 Neaktivne osobe prema najvišoj završenoj školskoj spremi i spolu u 2016. godini, BDBiH, %</b> .....	<b>128</b>
<i>Graph 12.3 Inactive persons by the highest level of education attained and sex in 2016, BDBiH, %</i> .....	<i>128</i>
<b>UPITNIK / QUESTIONNAIRE</b> .....	<b>129</b>



## 1. PREGOVOR

Podaci objavljeni u ovoj Publikaciji dobiveni su na osnovu provedene Ankete o radnoj snazi 2016 (ARS 2016).

Statističke institucije u Bosni i Hercegovini (Agencija za statistiku Bosne i Hercegovine - BHAS, Federalni zavod za statistiku - FZS i Republički zavod za statistiku Republike Srpske – RZS RS) su u aprilu 2016. godine po deseti put provele istraživanje - Anketu o radnoj snazi (ARS). Ovo istraživanje je dio godišnjeg programa rada statističkih institucija BiH.

Metodološke postavke Ankete zasnivaju se na preporukama i definicijama Međunarodne organizacije rada (MOR) i zahtjevima Statističkog ureda EU (EUROSTAT), čime je osigurana međunarodna uporedivost podataka u domeni statistike rada.

Rezultati istraživanja dati su u agregiranom obliku, čime je, u skladu sa odredbama Zakona o statistici BiH ("Službeni glasnik Bosne i Hercegovine", br. 26/04 i 42/04), Zakona o statistici Federacije BiH ("Službene novine Federacije", br. 63/03) i Zakona o statistici Republike Srpske ("Službeni glasnik Republike Srpske", br. 85/03), u potpunosti osigurana povjerljivost individualnih podataka o domaćinstvima i osobama.

Publikacija se sastoji iz pet dijelova. Prvi dio sadrži definicije i metodološka objašnjenja, drugi dio sadrži tabele u kojima su prikazani podaci o zaposlenosti, nezaposlenosti i neaktivnosti, treći dio sadrži grafičke analize rezultata, četvrti dio sadrži dodatak sa intervalima pouzdanosti, dok peti dio sadrži upitnik za anketiranje. Svi podaci u tabelama su obrađeni za nivo Bosne i Hercegovine, nivo entiteta i Brčko distrikta BiH. Podaci za entitete i Distrikt spojeni su u set podataka za nivo BiH i potpuno su međusobno uporedivi.

## 1. FOREWORD

*The data presented in this publication have been obtained on the basis of the Labour Force Survey 2016 (LFS 2016).*

*Statistical institutions in Bosnia and Herzegovina (the Agency for Statistics of Bosnia and Herzegovina - BHAS, the Federal Institute of Statistics - FIS, and the Republic Institute of Statistics of the Republic of Srpska – RIS RS) carried out a research project The Labour Force Survey in April 2016, for the eleventh time. This research is part of the annual working program of statistical institutions of Bosnia and Herzegovina.*

*Methodological principles behind the Survey are based on the recommendations and definitions of the International Labour Organization (ILO) and the requirements of the European Statistical Office (EUROSTAT), which set the standards for the international comparability of data in the area of labour statistics.*

*Research results are provided in the aggregated form, which, pursuant to the provisions of the Law on Statistics of Bosnia and Herzegovina ("Official Gazette of Bosnia and Herzegovina", No 26/04 and 42/04), the Law on Statistics of the Federation of Bosnia and Herzegovina ("Official Gazette of the Federation of Bosnia and Herzegovina", No 63/03) and the Law on Statistics of the Republic of Srpska ("Official Gazette of the Republic of Srpska", No 85/03), fully provides for the confidentiality of individual data on households and persons.*

*The publication is composed of five segments. The first segment contains the definitions and the methodological explanations, the second segment contains tables with the data on employment rates, unemployment rates and inactivity, third segment contains graphical analyses of the results, fourth segment contains appendix with the confidentiality intervals and the fifth segment contains questionnaire. All the data contained in tables are processed at the level of the state of Bosnia and Herzegovina, the entity level and for the Brčko District of Bosnia and Herzegovina. The data for entities and the District are joined in the data set for the level of the state of Bosnia and Herzegovina and are fully mutually comparable.*

Polazeći od definicija, čijom se primjenom praćenje radne snage oslanja na koncept radne snage MOR-a, što je i zahtjev EU Statističkog ureda (EUROSTAT), podatke iz Publikacije nije metodološki ispravno porediti s podacima koji se dobijaju iz drugih statističkih ili administrativnih izvora, što je objašnjeno u okviru poglavlja „Definicije i metodološke napomene“.

Ovo istraživanje je zajednički projekat tri statističke institucije, koje su timski radile na izradi instrumentarija za provođenje Ankete, njezinoj realizaciji na terenu, obradi i analizi podataka. Punu zahvalnost dugujemo domaćinstvima koja su pristala na anketiranje, kao i anketarima, kontrolorima, supervizorima i operaterima koji su svojim savjesnim radom pomogli uspješnu realizaciju ovog istraživanja.

Mr.Sci. Velimir Jukić  
Direktor

*Starting with the definitions, the Labour Force Survey relies on the ILO concept of labour force, as required by the EUROSTAT. It would be methodologically incorrect to compare the data from this publication with data that may be found in other statistical or administrative sources, as explained in the Chapter entitled "Definitions and Methodological Explanations".*

*This is a joint research project of three statistical institutions that worked as a team on the preparation of the Survey instruments, its implementation in the field, data processing and analysis. We would like to express our thanks to the households that participated in the Survey, as well as the interviewers, controllers, supervisors and operators who contributed to the successful realization of this research with their diligence.*

Mr.Sci. Velimir Jukić  
Director

## 2. UVOD

Anketa o radnoj snazi je istraživanje kojim se prikupljaju podaci o osnovnim karakteristikama radno sposobnog stanovništva, na osnovu kojih se vrši procjena ukupne radne snage u zemlji, kao i podaci o demografskim, obrazovnim, socio-ekonomskim i drugim karakteristikama stanovništva. Glavni cilj ovog istraživanja je dobivanje podataka o tri osnovna, međusobno isključiva, kontigenta stanovništva: zaposlenih, nezaposlenih i neaktivnih osoba. Podaci su, također, i u funkciji praćenja, mjerenja i ocjenjivanja ekonomskih i društvenih kretanja u Bosni i Hercegovini.

Anketom je obuhvaćeno 10.616 domaćinstava, i to: 6.121 u Federaciji BiH, 3.442 u Republici Srpskoj i 1.053 u Brčko distriktu BiH. Uzorkom nisu obuhvaćena kolektivna domaćinstva (studentski i đачki domovi, domovi za djecu i omladinu ometenu u razvoju, domovi za socijalno ugroženu djecu, domovi za penzionere, stare i iznemogle, domovi za odrasle invalide, manastiri, samostani i slično).

Anketu o radnoj snazi je provela Agencija za statistiku Bosne i Hercegovine u saradnji sa Republičkim zavodom za statistiku Republike Srpske i Federalnim zavodom za statistiku Federacije Bosne i Hercegovine.

Izvor podataka za nivo Bosne i Hercegovine i Brčko distrikta BiH je Agencija za statistiku Bosne i Hercegovine.

Izvor podataka za nivo entiteta je Republički zavod za statistiku Republike Srpske i Federalni zavod za statistiku Federacije Bosne i Hercegovine.

## 2. INTRODUCTION

*The Labour Force Survey represents research conducted to gather data on the basic characteristics of the working - age population, based on which the total labour force in the country is reviewed, together with data on demographics, education, socio - economic standing and other characteristics of the population. The main goal of the research is to gather data on the three main, mutually exclusive segments of population: the employed, the unemployed and the inactive. The data are also to be used to monitor, measure, and estimate the economic and social changes in Bosnia and Herzegovina.*

*The Survey covered 10.616 households, including 6.121 in the Federation of Bosnia and Herzegovina, 3.442 in the Republic of Srpska, and 1.053 in the Brčko District of Bosnia and Herzegovina. The sample did not include collective households (university dormitories, nursing homes, institutes for the mentally disabled, orphanages, homes for disabled adults, monasteries, convents, etc.).*

*The Labour Force Survey was carried out by Agency for Statistics of Bosnia and Herzegovina in cooperation with Republic of Srpska Institute of Statistics and Federal Institute of Statistics.*

*Data source for Bosnia and Herzegovina and Brčko District is Agency for Statistics of Bosnia and Herzegovina.*

*Data sources for entity level are Republic of Srpska Institute of Statistics and Federal Institute of Statistics.*

### 3. SKRAĆENICE I ZNAKOVI

BiH	Bosna i Hercegovina
FBiH	Federacija Bosne i Hercegovine
RS	Republika Srpska
BDBiH	Brčko distrikt Bosne i Hercegovine

( )<sup>\*</sup> podatak je manje siguran

(( ))<sup>\*\*</sup> podatak je nesiguran

•<sup>\*\*\*</sup> podatak je ekstremno nesiguran

— nema pojave

<sup>1)</sup> znak za napomenu

### 3. ABBREVIATIONS AND SYMBOLS

BiH	<i>Bosnia and Herzegovina</i>
FBiH	<i>Federation of Bosnia and Herzegovina</i>
RS	<i>Republika Srpska</i>
BDBiH	<i>Brčko District of Bosnia and Herzegovina</i>

( )<sup>\*</sup> *less accurate estimate*

(( ))<sup>\*\*</sup> *inaccurate estimate*

•<sup>\*\*\*</sup> *not zero but extremely inaccurate data*

— *no occurrence of event*

<sup>1)</sup> *footnote*

---

<sup>\*</sup>) Podatak je manje siguran ako je koeficijent varijacije (CV) manji od 0,20, a jednak ili veći od 0,10 ili izraženo u procentima  $10\% \leq CV < 20\%$

<sup>\*\*</sup>) Podatak je nesiguran ako je koeficijent varijacije (CV) manji od 0,30, a jednak ili veći od 0,20 ili izraženo u procentima  $20\% \leq CV < 30\%$

<sup>\*\*\*</sup>) Podatak je ekstremno nesiguran ako je koeficijent varijacije (CV) jednak ili veći od 0,30 ili izraženo u procentima  $CV \geq 30\%$

---

<sup>\*</sup>) the data are less certain if the coefficient of variance (CV) is less than 0.20 but equal to or more than 0.10 or expressed in percentages  $10\% \leq CV < 20\%$

<sup>\*\*</sup>) the data are uncertain if the coefficient of variance (CV) is less than 0.30 but equal to or more than 0.20 or expressed in percentages  $20\% \leq CV < 30\%$

<sup>\*\*\*</sup>) the data are extremely uncertain if the coefficient of variance (CV) is equal to or more than 0.30 or expressed in percentages  $CV \geq 30\%$

## 4. DEFINICIJE I METODOLOŠKA OBJAŠNJENJA

### Jedinica posmatranja i anketiranja

Jedinica posmatranja je domaćinstvo koje živi u stambenoj jedinici izabranoj u uzorak, a jedinica anketiranja je član izabranog domaćinstva. Osnovni sociodemografski podaci prikupljeni su o svim osobama u izabranim domaćinstvima, dok se podaci o radnoj aktivnosti odnose na osobe koje imaju 15 i više godina.

**Domaćinstvom** se smatra svaka porodična ili druga zajednica osoba koje se izjasne da zajedno stanuju i zajednički troše svoje prihode za podmirivanje osnovnih životnih potreba, bez obzira jesu li svi članovi stalno u mjestu gdje je nastanjeno domaćinstvo ili neki od njih borave određeno vrijeme u drugom naselju, odnosno stranoj državi zbog rada, školovanja ili iz drugih razloga.

Domaćinstvo može biti:

- (a) dvije ili više osoba, bez obzira na njihovu srodnost, koje dijele isti stambeni prostor i koje obično zajednički nabavljaju i troše hranu (višečlano domaćinstvo),
- (b) jedna osoba, koja u stambenom prostoru živi sama ili živi sa drugim osobama, ali ne sudjeluje u zajedničkom nabavljanju i trošenju hrane (jednočlano domaćinstvo).

### Referentni period

Referentni period je vrijeme u kojem se vršilo prikupljanje podataka. Većina podataka se odnosi na ekonomsku aktivnost osoba u konkretnoj kalendarskoj sedmici, od ponedjeljka do nedjelje, koja se naziva **referentnom sedmicom**. Određeni broj podataka se odnosi na druge periode (četiri sedmice ili godina u odnosu na referentnu sedmicu). Referentna sedmica za ARS 2016 je bila od 04. do 10. aprila 2016. godine i prethodila je periodu terenskoga rada, odnosno anketiranja. Anketiranje je obavljeno u periodu od 11. do 24. aprila 2016. godine.

**Radno sposobno stanovništvo** obuhvata sve osobe koje imaju 15 i više godina, podijeljene u dvije glavne kategorije: radnu snagu (ekonomski aktivno stanovništvo) i ekonomski neaktivno stanovništvo.

**Radnu snagu** ili aktivno stanovništvo čine zaposlene i nezaposlene osobe.

**Zaposlene osobe** su osobe koje imaju 15 i više godina i koje su u referentnoj sedmici:

- (a) radile najmanje jedan sat za plaću ili naknadu, bez obzira na njihov formalni status ili
- (b) nisu radile, a imale su posao na koji će se vratiti.

Prema EU definicijama, koje su primijenjene u ARS 2016, osobe imaju posao na koji će se vratiti, ukoliko njihova odsutnost sa posla traje do 3 mjeseca (uključujući i 3 mjeseca), ili ukoliko traje duže od tri mjeseca, a za to vrijeme primaju plaću u iznosu 50% ili višem. Osobe koje su odsutne sa posla iz razloga bolesti, trudničkog ili porodiljskog bolovanja uključuju se u zaposlene osobe, bez obzira na dužinu odsustva sa posla.

Kontigent zaposlenih osoba čine:

- (a) zaposleni (osobe u zaposlenju koje za svoj rad primaju plaću ili naknadu),
- (b) samozaposleni (poslodavci koji upravljaju poslovnim subjektom i zapošljavaju jednog ili više zaposlenika, te osobe koje rade za vlastiti račun i ne zapošljavaju zaposlenike),
- (c) neplaćeni pomažući članovi domaćinstva (članovi koji rade u porodičnom biznisu).

**Nezaposlene osobe** su osobe koje imaju 15 i više godina i koje:

- (a) nisu u referentnoj sedmici obavljale nikakvu aktivnost za plaću ili naknadu,
- (b) u toku četiri sedmice (referentne i tri prethodne) aktivno su tražile posao ili su našle posao i u skoroj budućnosti će početi raditi,
- (c) mogle bi početi raditi u toku naredne dvije sedmice, ako im bude ponuđen posao.

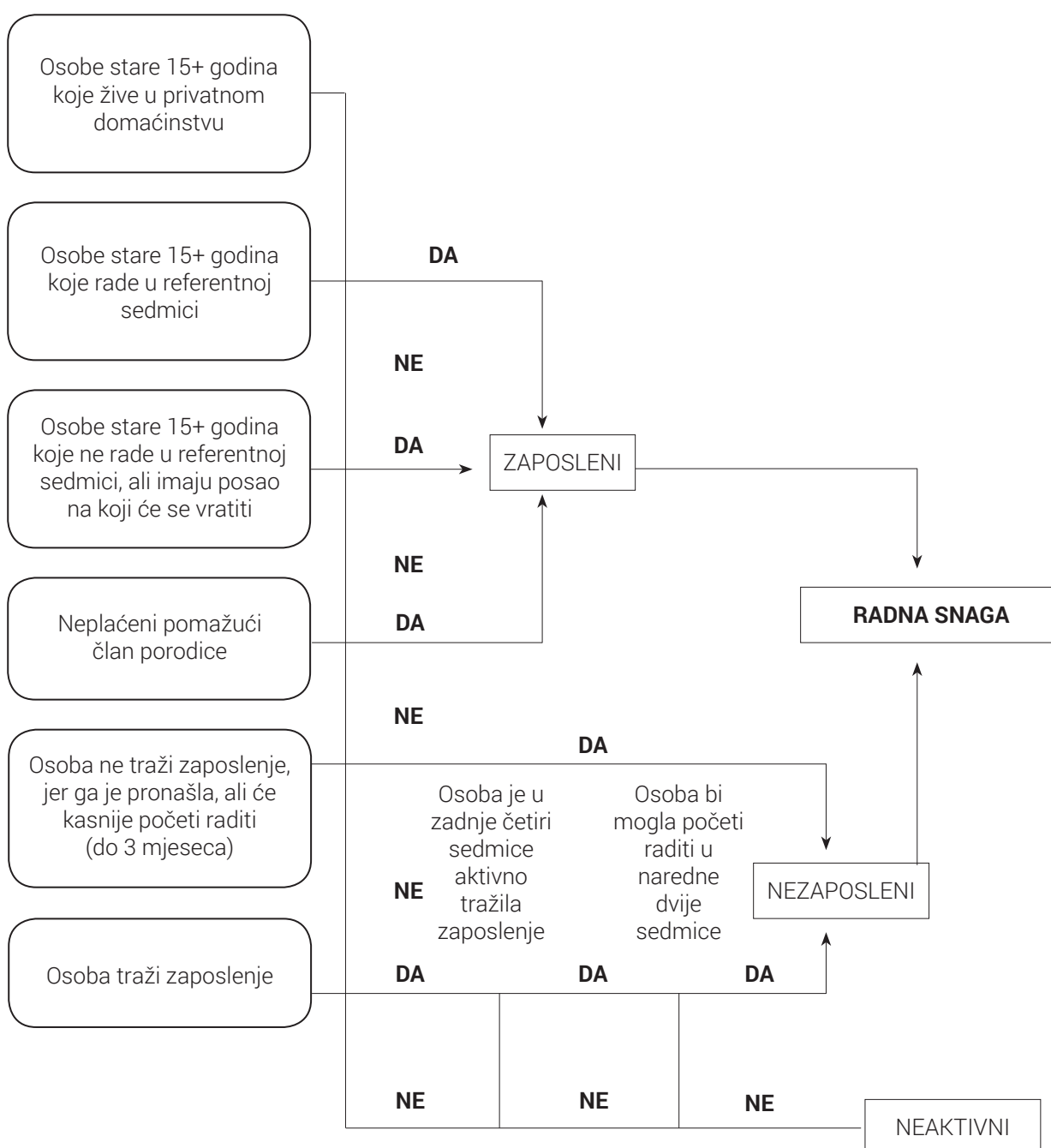
**Neaktivno stanovništvo** čine sve osobe koje imaju 15 i više godina i koje u referentnoj sedmici nisu radile, te koje tokom četiri sedmice (referentne i tri prethodne) nisu poduzimale nikakve radnje sa ciljem traženja posla kao i osobe koje nisu spremne početi raditi u naredne dvije sedmice ako bi im posao bio ponuđen. U neaktivne spadaju: učenici/studenti, penzioneri, onesposobljeni za rad, osobe, koje obavljaju samo kućne poslove u svom domaćinstvu i obeshrabrene neaktivne osobe.

**Obeshrabrene neaktivne osobe** su osobe koje nisu tražile posao u referentnom periodu, jer su uvjerenе da ne mogu naći posao, iako žele raditi i spremne su da počnu raditi u naredne dvije sedmice, ako bi im posao bio ponuđen.

Prethodno navedeni statusi su statusi anketirane osobe prema definicijama Međunarodne organizacije rada (MOR), a radni status anketirane osobe prema njezinom vlastitom mišljenju je **subjektivni radni status**.

Postupak izvođenja statusa radno sposobnog stanovništva dat je u slijedećoj šemi:

### 1. Klasifikacija radno sposobnog stanovništva u skladu sa definicijama Međunarodne organizacije rada



## Osnovni indikatori

Osnovni indikatori koji se izvode na osnovu podataka iz Ankete su slijedeći:

$$\text{Stopa aktivnosti} = \frac{\text{(Radna snaga)}}{\text{(Radno sposobno stanovništvo)}} \times 100$$

$$\text{Stopa zaposlenosti} = \frac{\text{Zaposleni}}{\text{(Radno sposobno stanovništvo)}} \times 100$$

$$\text{Stopa nezaposlenosti} = \frac{\text{Nezaposleni}}{\text{(Radna snaga)}} \times 100$$

## Klasifikacije

Prilikom šifriranja i obrade podataka dobijenih ovom Anketom, korištene su slijedeće klasifikacije:

- (a) **Klasifikacija djelatnosti KDBiH 2010**, koja je uporediva s klasifikacijom djelatnosti Ujedinjenih naroda (ISIC Rev.4) i klasifikacijom Evropske unije (NACE Rev.2),
- (b) **Klasifikacija nivoa obrazovanja**, koja je uporediva s međunarodnom standardnom klasifikacijom obrazovanja (ISCED 2011.),
- (c) **Klasifikacija profesionalnog statusa zaposlenih osoba**, koja je uporediva s međunarodnom klasifikacijom položaja u zaposlenju (ICSE),
- (d) **Klasifikacija zanimanja KZBiH-08**, koja je uporediva s Međunarodnom standardnom klasifikacijom zanimanja (ISCO-08).

## Uporedivost anketnih i administrativnih podataka

Definicija radne snage u Anketi o radnoj snazi polazi od stvarne uključenosti pojedinca na tržištu rada, u sedmici posmatranja koja se naziva "referentna sedmica", bez obzira na njegov formalni status. Podaci se prikupljaju anketiranjem članova domaćinstava, koja su izabrana u uzorak.

Definicija radne snage iz administrativnih evidencija polazi od formalnog, registrovanog statusa osoba. Iz ovog proizilazi da administrativni podaci obuhvataju samo registrovane zaposlene, dok ARS obuhvata ukupnu zaposlenost, koja se izvodi na osnovu statusa osobe u aktivnosti u sedmici posmatranja. Preciznije, ARS obuhvata, pored formalno zaposlenih osoba, i kategorije zaposlenih, koje ne obuhvataju administrativni izvori podataka, kao što su: samozaposleni u poljoprivredi, neplaćeni pomažući članovi domaćinstva, zaposleni po ugovoru o djelu, privremeno ili povremeno zaposleni i zaposleni u neformalnoj ekonomiji.

Administrativni podaci o nezaposlenim osobama sadrže ukupan broj nezaposlenih koji se vode u evidencijama Zavoda za zapošljavanje u BiH, dok se podaci o nezaposlenosti iz Ankete o radnoj snazi izvode iz podataka, koji su prikupljeni anketiranjem osoba u domaćinstvima, prema međunarodnim definicijama.

Prema Anketi radne snage, neke osobe su zaposlene (jer su zadovoljile definiciju rada Međunarodne organizacije rada (MOR) - obavljanja aktivnosti makar jedan sat u referentnoj sedmici), ali su te iste osobe prema formalnom statusu nezaposlene ili neaktivne. Osoba koja je prijavljena na Zavodima za zapošljavanje, prema formalnom statusu je nezaposlena osoba, dok istovremeno može neformalno

da obavlja povremene i privremene poslove i za te poslove prima platu, te se u Anketi radne snage evidentira kao zaposlena osoba.

Zbog toga se podaci o ukupnom broju zaposlenih i nezaposlenih osoba značajno razlikuju iz Ankete o radnoj snazi i iz drugih statističkih izvora podataka.

Podaci dobijeni iz Ankete o radnoj snazi nisu metodološki uporedivi sa podacima koji se dobijaju iz drugih statističkih ili administrativnih izvora.

Uporedivost podataka je ograničena iz sljedećih razloga:

- a) Izvor podataka: administrativni podaci se temelje na kadrovskoj evidenciji poslovnih subjekata i na evidencijama nezaposlenih, koji su prijavljeni Zavodima za zapošljavanje, dok se anketni podaci zasnivaju na podacima, dobijenim direktnim intervjuom u okviru domaćinstava, izabranih slučajnim uzorkom.
- b) Izvještajna jedinica: jedinica izvještavanja za prikupljanje administrativnih podataka je poslovni subjekt, dok je anketna jedinica izvještavanja svaki član slučajno izabranog domaćinstva.
- c) Period posmatranja: administrativni podaci se odnose na zadnji dan u mjesecu, dok se anketni podaci odnose na aktivnost ispitanika u referentnoj sedmici.
- d) Metod prikupljanja: podaci iz administrativnih izvora dobijaju se putem izvještaja, koje dostavljaju poslovni subjekti, dok se anketni podaci prikupljaju direktnim intervjuom osoba u domaćinstvima, koja su izabrana u uzorak.
- e) Periodika prikupljanja: administrativni podaci se prikupljaju mjesečno, dok se anketa provodi jedanput godišnje.
- f) Definicije zaposlenosti i nezaposlenosti: administrativni podaci obuhvataju samo osobe u formalnoj zaposlenosti, odnosno osobe, koje su kao nezaposlene prijavljene Zavodima za zapošljavanje, dok se u anketi svaka kategorija detaljno definiše u skladu sa međunarodnim preporukama.

## Uzorak

Konačni podaci iz Popisa stanovništva 2013 objavljeni su u junu 2016. godine i nisu korišteni za kreiranje anketnog uzorka, a prethodno provedeni popis stanovništva je bio 1991. godine. Budući da je nakon toga došlo do velikih pomijeranja stanovništva, a kako je anketno istraživanje bazirano na uzorkom odabranim domaćinstvima kao jedinicama posmatranja, bilo je potrebno osigurati ažurnije podatke na osnovu kojih bi se odabrao uzorak. Uz pomoć UNDP-a, formulisan je i proveden projekat Ažuriranje okvira uzorka u BiH, za koji je finansijska sredstva osigurala Vlada Velike Britanije, putem svog Odjela za međunarodni razvoj (DFID). Iz Proširenog master-uzorka izvršen je izbor 10.616 domaćinstava za BiH, a od toga: 6.121 za Federaciju BiH, 3.442 za Republiku Srpsku i 1.053 za Brčko distrikt BiH.

Uzorak je dizajniran kao stratificiran dvoetafni slučajni uzorak.

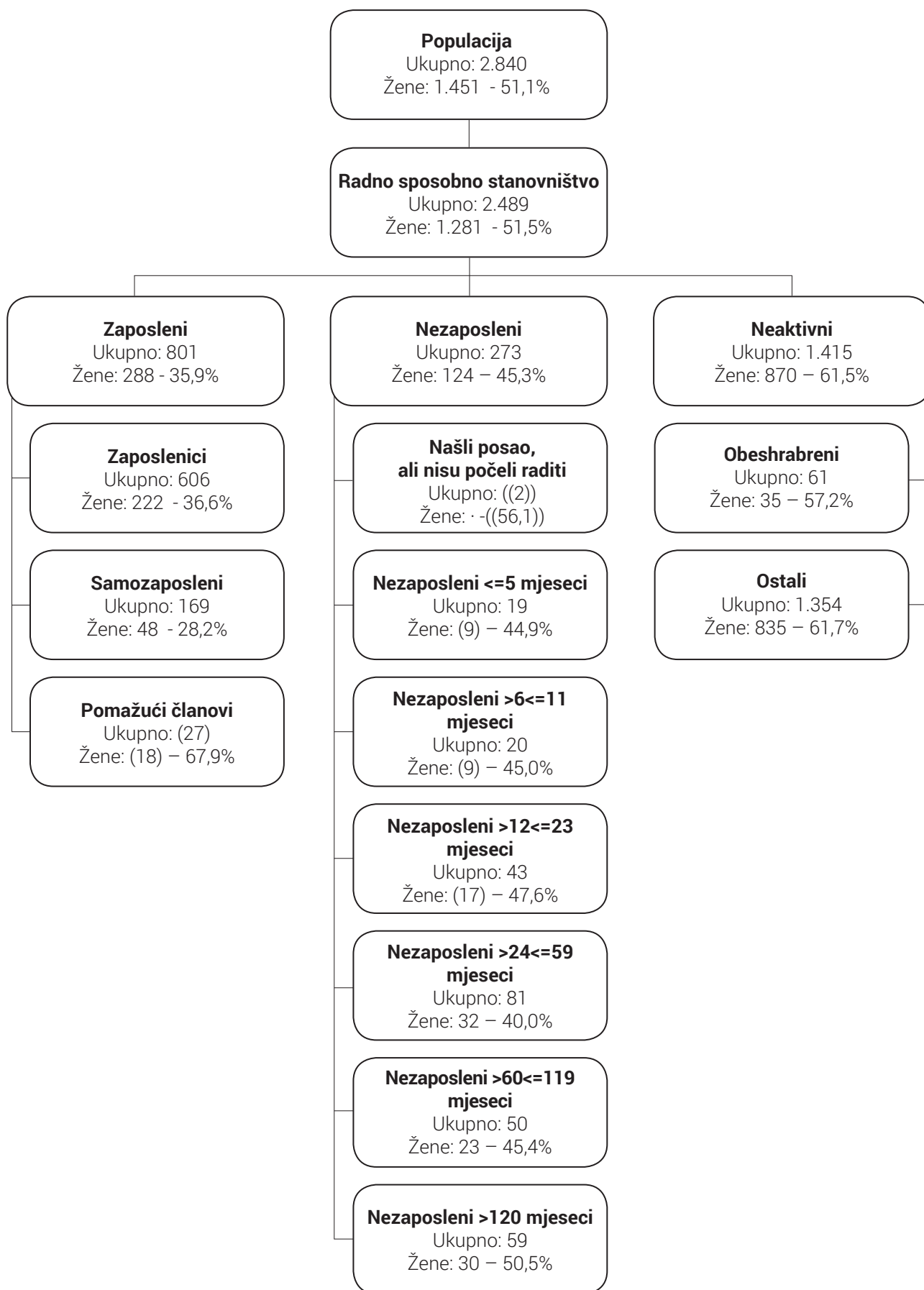
Ponderi su izračunati u dvije etape. U prvoj je etapi svakom odabranom domaćinstvu pridružen ponder kao inverzna vrijednost vjerovatnoće izbora svakog domaćinstva. U drugoj je etapi urađeno prilagođavanje na osnovu neodziva. Nije urađena poststratifikacija, odnosno prilagođavanje pondera u skladu sa starosnim grupama i spolu zbog nepostojanja pouzdanih procjena stanovništva u vezi sa spolom i starosnim grupama.

Stopa neodziva u Anketi je 23,1% u okviru koje je stopa odbijanja 6,8 %.

Pregled osnovnih kontigenata stanovništva dat je u slijedećoj šemi:



## 2. Stanovništvo prema aktivnosti, izraženo u hiljadama



## 4. DEFINITION AND METHODOLOGICAL EXPLANATIONS

### Observation and survey units

The observation unit is a household living in a housing unit randomly selected to the sample, while the survey unit is a member of the selected household. The basic social and demographic data were gathered on all the persons of the selected households, while the data on employment relate to persons of 15 or more years of age.

**A household** is considered to be each family or other union of persons who state that they live together and spend their income together to pay for the basic living expenses, notwithstanding whether all members are constantly present at the residence of the household, for example if some of them are temporarily living elsewhere, in a different town or country, for the purposes of employment, education, or other reasons.

A household may be the following:

- (a) two or more persons, notwithstanding their family relations, sharing the same living area, who usually buy and consume food together (multi-member household) and
- (b) one person living in a housing unit alone, or living with other people, without taking part in the purchase and consumption of food with them (one-member household).

### Reference period

The reference period is the time during which data were gathered. The majority of data relate to the economic activity of persons during a calendar week, from Monday through Sunday, called the **reference week**. A certain quantity of the data relate to other periods (four weeks, or a year, in relation to the reference week). The LFS 2016 reference week was April 4th – 10th 2016 and it preceded a period of fieldwork, i.e. interviews. Interviews were completed during the period of April 11th- 24th 2016.

**Working age population** includes all persons of 15 years of age or older, divided into two basic categories: labour force (economically active population) and economically inactive population.

**Labour force**, or the active population, is composed of the employed and the unemployed.

**Employed persons** are persons of 15 years of age or older who, during the reference week:

- (a) worked for at least one hour for a salary or fee, irrespective of their formal status or
- (b) did not work, but had a job to return to.

According to the EU definition, used in the LFS 2016, person have a job to return to, if their absence from work lasts up to 3 months (including 3 months), or if it lasts longer than three months, but during that time receive a salary 50% or more. Person who are absent from work for reasons of illness, pregnancy or maternity leave are included in the employed persons, regardless of the length of absence from work.

Contingent of employed persons is composed of:

- (a) employees (employed persons who receive salary or fees for their work),
- (b) the self-employed (employers who manage a business subject and employ one or more employees, and persons who work for their own account and do not have employees),
- (c) unpaid family workers (household members working in the family business).

**The unemployed** are persons of 15 years of age or older who:

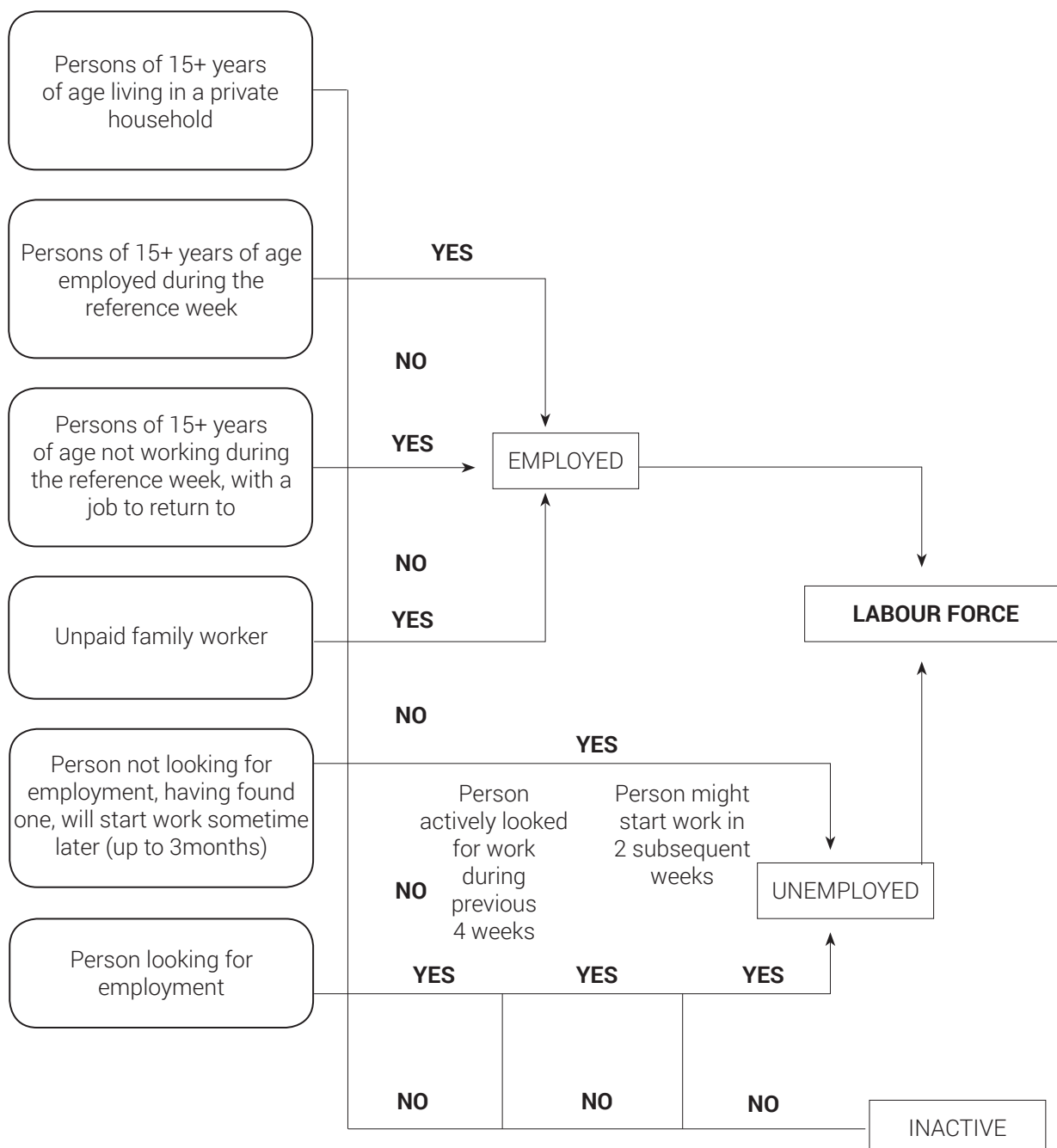
- (a) in the reference period, did not engage in any activities for which they received a salary or fee;
- (b) spent four weeks (the reference and three preceding weeks) actively looking for employment or found a job and were about to start work in near future;
- (c) might start work during two weeks following the reference week should they be offered employment.

**The inactive population** are all persons of 15 years of age or older who were not employed during the reference week and who during the four weeks (the reference and the three previous weeks) did not take any actions to look for employment, as well as persons who are not ready to start working within two subsequent weeks should they be offered an employment. The inactive persons are: pupils/ students, pensioners, disabled for work, persons who perform only housework in their household and discouraged inactive persons. The **discouraged inactive persons** are persons who did not look for employment during the reference period because they were convinced that they cannot find work even though they wanted to work and are ready to start working during the two subsequent weeks should they be offered an employment.

The previously mentioned statuses are the statuses of interviewed persons, pursuant to the definitions of the International Labour Organization (ILO), and the employment status of an interviewee according to their personal opinion is defined as the **subjective work status**.

The procedure of defining the status of the working age population is given in the following scheme:

### 1. Classification of the working age population pursuant to the definitions of the International Labour Organization



## Basic indicators

The basic indicators that are derived from the data gathered in the Survey are the following:

$$\text{Activity rate} = \frac{\text{Labour force}}{\text{Working age population}} \times 100$$

$$\text{Employment rate} = \frac{\text{The employed}}{\text{Working age population}} \times 100$$

$$\text{Unemployment rate} = \frac{\text{The unemployed}}{\text{Labour force}} \times 100$$

## Classifications

In the encoding and processing of data gathered in this Survey, the following classifications were used:

- (a) **Classification of activities KDBiH 2010**, that is comparable to the classification of activities by the United Nations (ISIC Rev.4) and the classification by the European Union (NACE Rev.2),
- (b) **Classification of the levels of education**, that is comparable to the International standard classification of education (ISCED 2011),
- (c) **Classification of the professional status of the employed**, that is comparable to the international classification of employment statuses (ICSE),
- (d) **Classification of occupations KZBiH-08**, that is comparable to the International classification of occupations (ICSO-08).

## Comparability of survey and administrative data

The definition of the labour force in the Labour Force Survey is based on the actual inclusion of the individual in the labour market, in the observed week, called the "reference week", regardless of his/her formal status. Data are collected by interviewing members of households, which are selected for the sample.

Definition of labour force from the administrative records is based on the formal, registered status of a person. This implies that the administrative data includes only registered employees, while the LFS includes total employment, which is based on the status of person's activities during the observed week. More precisely, the LFS includes, in addition to formally employed persons, categories of employees not included in administrative data sources, such as: self-employed in agriculture, unpaid helping family members, employees with service contracts, temporarily or occasionally employed and employed in the informal economy.

Administrative data on unemployed persons include the total number of unemployed who are kept in the records of the Employment Bureau in BiH, while unemployment data from LFS are derived from the data which were collected by interviewing people in households, according to international definitions.

According to the Labour Force Survey, some persons are employed (because they met the definition of work of the International Labour Organization (ILO) - performing activities at least one hour in the

reference week), but the same individuals were formally unemployed or inactive. A person who is registered with the Employment Bureau in BiH is formally unemployed person, while at the same time he/she can informally to perform occasional and temporary jobs, and for this work receives a salary, and the Labour Force Survey records such persons as employed.

Therefore, data on the total number of employed and unemployed persons differ significantly from the Labour Force Survey and other statistical data sources.

Data obtained from the Labour Force Survey are not methodologically comparable with the data obtained from other statistical or administrative sources.

Comparability of data is limited for the following reasons:

- a) Data source: administrative data are based on the personnel records of business entities and on the records of the unemployed persons who are registered with the employment bureaus in BiH, while survey data are based on data obtained by direct interview in the households, selected randomly.
- b) Reporting unit: reporting unit for the collection of administrative data is a business entity, while the survey reporting unit is each member of randomly selected households.
- c) Observation period: administrative data are gathered on the last day of the month, while survey data refer to the activity of the respondent in the reference week.
- d) Collection method: data from the administrative sources are obtained through reports submitted by business entities, while survey data are collected by direct interview of persons in households that are selected for the sample.
- e) Period of collection: administrative data are collected monthly, while the survey is conducted once a year.
- f) The definitions of employment and unemployment: administrative data include only persons in formal employment, i.e. persons who are registered as unemployed in employment bureaus in BiH, while the survey defines each category in detail in accordance with international recommendations.

## **Sample**

Final data from Census on population 2013 are published in June 2016 and were not used for the selection of the sample, while previously conducted Census was done in 1991. Considering the major migrations of the population since then, and the fact that the Survey research is based on the random sample of households as units of observation, it was necessary to provide up-to-date data based on which the sample could be selected. UNDP supported formulation and implementation of the Sample Frame Update project, for which funding was provided by the Government of the UK through its Department for International Development (DFID), 10.616 households from Bosnia and Herzegovina were selected from the Expanded Master Sample, namely: 6.121 for the Federation of Bosnia and Herzegovina, 3.442 for the Republic of Srpska and 1.053 for Brčko District.


The sample was designed as a stratified two-stage random sample.

Weights were calculated in two steps. In the first step, each of the selected households was allocated the weight of the sample selection as the inverted value of probability of selecting each household. In the second step, adjustments were made on the basis of failure to respond. Post-stratification, i.e. adjustment of weights per age group and gender was not executed due to lack of reliable estimates of population per age group or gender.

The rate of unresponsiveness in the Survey is 23,1% which includes the rate of rejection of 6,8%.

A review of basic segments of population is given in the following scheme:

## 2. Population in accordance to the activity, in thousands



**TABELE**  
***TABLES***





**1. Osnovne karakteristike stanovništva prema aktivnosti i spolu, BiH**  
**Principal population characteristics by activity and sex, BiH**

(000)

	Ukupno			Muški			Ženski		
	Total			Male			Female		
	2014	2015	2016	2014	2015	2016	2014	2015	2016
<b>1. Ukupno stanovništvo (3+6+7) / Total population (3+6+7)</b>	<b>2.982</b>	<b>2.983</b>	<b>2.840</b>	<b>1.453</b>	<b>1.459</b>	<b>1.389</b>	<b>1.529</b>	<b>1.524</b>	<b>1.451</b>
2. Radno sposobno stanovništvo / Working age population	2.565	2.579	2.489	1.242	1.259	1.208	1.324	1.320	1.281
3. Radna snaga (4+5) / Labour force (4+5)	1.120	1.136	1.074	683	694	663	437	442	411
4. Zaposleni / Person in employment	812	822	801	511	515	514	301	307	288
5. Nezaposleni / Unemployed	308	315	273	172	179	149	136	136	124
6. Neaktivni / Inactive	1.445	1.443	1.415	559	565	545	886	878	870
7. Osobe mlađe od 15 godina / Person under the age of 15	417	404	351	212	200	181	205	204	170
8. Osobe 15-64 godina / Person 15-64 years	2.021	2.037	1.941	1.013	1.027	980	1.008	1.010	961
Stope / Rates (%)									
Stopa aktivnosti / Activity rate	43,7	44,1	43,1	55,0	55,1	54,9	33,0	33,5	32,1
Stopa zaposlenosti / Employment rate	31,7	31,9	32,2	41,2	40,9	42,5	22,7	23,2	22,4
Stopa nezaposlenosti Unemployment rate	27,5	27,7	25,4	25,2	25,8	22,5	31,2	30,7	30,0
Učešće stanovništva ispod 15 godina / Share of population under the age of 15	14,0	13,5	12,4	14,6	13,7	13,1	13,4	13,4	11,7
Učešće stanovništva 15-64 godina / Share of population from 15 to 64 years of age	67,8	68,3	68,3	69,7	70,4	70,5	65,9	66,3	66,2

**1.1 Osnovne karakteristike stanovništva prema aktivnosti i spolu, F BiH**  
**Principal population characteristics by activity and sex, F BiH**

(000)

	Ukupno			Muški			Ženski		
	Total			Male			Female		
	2014	2015	2016	2014	2015	2016	2014	2015	2016
<b>1. Ukupno stanovništvo (3+6+7) / Total population (3+6+7)</b>	1.922	1.905	1.811	933	932	881	989	972	930
2. Radno sposobno stanovništvo / Working age population	1.642	1.645	1.573	792	802	760	850	843	813
3. Radna snaga (4+5) / Labour force (4+5)	691	700	645	428	433	405	264	267	240
4. Zaposleni / Person in employment	495	496	480	317	316	313	178	181	167
5. Nezaposleni / Unemployed	196	204	165	110	117	93	86	87	72
6. Neaktivni / Inactive	950	944	928	364	369	354	586	576	574
7. Osobe mlađe od 15 godina / Person under the age of 15	281	260	238	142	130	121	139	130	117
8. Osobe 15-64 godina / Person 15-64 years	1.327	1.329	1.257	658	668	629	669	660	628
Stope / Rates (%)									
Stopa aktivnosti / Activity rate	42,1	42,6	41,0	54,0	54,0	53,4	31,0	31,7	29,5
Stopa zaposlenosti / Employment rate	30,2	30,2	30,5	40,1	39,4	41,1	20,9	21,4	20,6
Stopa nezaposlenosti Unemployment rate	28,4	29,1	25,6	25,7	27,1	22,9	32,7	32,4	30,1
Učešće stanovništva ispod 15 godina / Share of population under the age of 15	14,6	13,7	13,1	15,2	14,0	13,8	14,1	13,3	12,5
Učešće stanovništva 15-64 godina / Share of population from 15 to 64 years of age	69,0	69,8	69,4	70,5	71,7	71,4	67,6	67,9	67,5

**1.2 Osnovne karakteristike stanovništva prema aktivnosti i spolu, RS**  
**Principal population characteristics by activity and sex, RS**

(000)

	Ukupno			Muški			Ženski		
	Total			Male			Female		
	2014	2015	2016	2014	2015	2016	2014	2015	2016
<b>1. Ukupno stanovništvo (3+6+7) / Total population (3+6+7)</b>	<b>1.001</b>	<b>1.020</b>	<b>974</b>	<b>491</b>	<b>498</b>	<b>481</b>	<b>509</b>	<b>522</b>	<b>493</b>
2. Radno sposobno stanovništvo / Working age population	873	885	867	425	432	424	448	453	443
3. Radna snaga (4+5) / Labour force (4+5)	410	417	409	243	248	246	167	168	163
4. Zaposleni / Person in employment	305	312	308	186	190	193	119	122	115
5. Nezaposleni / Unemployed	105	105	101	58	58	53	47	47	48
6. Neaktivni / Inactive	463	469	458	182	184	179	281	285	280
7. Osobe mlađe od 15 godina / Person under the age of 15	128	135	106	66	65	56	62	70	50
8. Osobe 15-64 godina / Person 15-64 years	655	671	648	335	340	333	320	331	315
Stope / Rates (%)									
Stopa aktivnosti / Activity rate	47,0	47,1	47,2	57,3	57,5	57,9	37,2	37,1	36,9
Stopa zaposlenosti / Employment rate	34,9	35,2	35,5	43,6	44,0	45,4	26,7	26,8	26,0
Stopa nezaposlenosti Unemployment rate	25,7	25,2	24,8	23,8	23,4	21,6	28,4	27,7	29,5
Učešće stanovništva ispod 15 godina / Share of population under the age of 15	12,8	13,2	10,9	13,5	13,1	11,7	12,1	13,3	10,2
Učešće stanovništva 15-64 godina / Share of population from 15 to 64 years of age	65,4	65,7	66,6	68,2	68,2	69,3	62,8	63,4	63,9

**1.3 Osnovne karakteristike stanovništva prema aktivnosti i spolu, BD BiH**  
**Principal population characteristics by activity and sex, BD BiH**

(000)

	Ukupno			Muški			Ženski		
	Total			Male			Female		
	2014	2015	2016	2014	2015	2016	2014	2015	2016
<b>1. Ukupno stanovništvo (3+6+7) / Total population (3+6+7)</b>	<b>59</b>	<b>58</b>	<b>56</b>	<b>29</b>	<b>29</b>	<b>(28)</b>	<b>30</b>	<b>29</b>	<b>28</b>
2. Radno sposobno stanovništvo / Working age population	51	49	49	25	24	24	26	25	25
3. Radna snaga (4+5) / Labour force (4+5)	19	19	(20)	12	12	(12)	7	7	(8)
4. Zaposleni / Person in employment	12	(14)	(13)	(8)	(9)	(8)	(4)	(4)	(5)
5. Nezaposleni / Unemployed	(7)	(6)	(7)	(4)	(3)	(3)	(3)	(3)	(3)
6. Neaktivni / Inactive	32	30	29	13	(12)	12	19	18	(17)
7. Osobe mlađe od 15 godina / Person under the age of 15	(8)	(9)	(7)	(4)	(5)	(4)	(4)	(4)	(3)
8. Osobe 15-64 godina / Person 15-64 years	39	37	(36)	20	(19)	(18)	(19)	18	(18)
Stope / Rates (%)									
Stopa aktivnosti / Activity rate	37,0	39,6	40,6	48,1	51,0	48,5	26,3	28,4	33,0
Stopa zaposlenosti / Employment rate	23,9	27,6	27,2	32,1	37,3	34,5	16,0	18,1	(20,1)
Stopa nezaposlenosti Unemployment rate	35,4	(30,3)	33,1	(33,3)	(26,9)	(28,9)	39,2	(36,2)	(39,0)
Učešće stanovništva ispod 15 godina / Share of population under the age of 15	14,1	15,3	13,0	13,9	15,8	(14,4)	(14,4)	14,7	11,5
Učešće stanovništva 15-64 godina / Share of population from 15 to 64 years of age	66,4	64,3	63,9	69,4	66,0	64,6	63,5	62,7	63,2

**2. Radno sposobno stanovništvo prema aktivnosti, starosnim grupama i spolu, BiH**  
**Working-age population by activity, age groups and sex, BiH**

(000)

	Radno sposobno stanovništvo			Radna snaga / Labour force									Neaktivne osobe		
				Ukupno			Zaposlene osobe			Nezaposlene osobe					
	Working-age population			Total			Employed persons			Unemployed persons			Inactive persons		
	2014	2015	2016	2014	2015	2016	2014	2015	2016	2014	2015	2016	2014	2015	2016
<b>Ukupno / Total</b>															
<b>Ukupno / Total</b>	<b>2.565</b>	<b>2.579</b>	<b>2.489</b>	<b>1.120</b>	<b>1.136</b>	<b>1.074</b>	<b>812</b>	<b>822</b>	<b>801</b>	<b>308</b>	<b>315</b>	<b>273</b>	<b>1.445</b>	<b>1.443</b>	<b>1.415</b>
15 - 24 godine/ 15-24 years	396	395	370	116	127	112	43	48	51	73	79	61	280	268	258
25 - 49	947	942	859	693	694	629	505	508	467	188	186	161	254	248	231
50 - 64	678	700	711	286	292	311	239	243	262	47	49	49	392	407	400
65+	544	542	548	25	23	(22)	25	(23)	(21)	•	•	((2))	519	519	526
15-64	2.021	2.037	1.941	1.095	1.113	1.051	787	799	781	307	314	271	926	924	889
<b>Muški / Male</b>															
<b>Ukupno / Total</b>	<b>1.242</b>	<b>1.259</b>	<b>1.208</b>	<b>683</b>	<b>694</b>	<b>663</b>	<b>511</b>	<b>515</b>	<b>514</b>	<b>172</b>	<b>179</b>	<b>149</b>	<b>559</b>	<b>565</b>	<b>545</b>
15 - 24 godine/ 15-24 years	208	210	197	72	82	75	28	33	36	44	49	39	136	128	122
25 - 49	483	478	436	415	416	375	316	316	295	99	100	80	68	62	61
50 - 64	322	339	347	181	182	199	152	152	170	29	30	29	141	157	148
65+	228	232	228	16	(14)	(14)	15	(14)	(12)	•	•	•	213	218	214
15-64	1.013	1.027	980	667	680	649	496	501	501	172	178	148	346	347	331
<b>Ženski / Female</b>															
<b>Ukupno / Total</b>	<b>1.242</b>	<b>1.320</b>	<b>1.281</b>	<b>437</b>	<b>442</b>	<b>411</b>	<b>301</b>	<b>307</b>	<b>288</b>	<b>136</b>	<b>136</b>	<b>124</b>	<b>886</b>	<b>878</b>	<b>870</b>
15 - 24 godine/ 15-24 years	208	185	174	44	45	37	15	15	(15)	29	31	22	144	140	137
25 - 49	483	464	423	278	278	254	189	192	173	89	85	81	185	186	169
50 - 64	322	361	364	105	110	111	87	91	92	18	20	20	251	250	252
65+	228	311	320	(10)	(9)	(9)	(9)	(9)	(8)	•	•	•	306	301	311
15-64	1.013	1.010	961	427	433	402	292	297	279	136	136	123	580	577	559
<b>Struktura / Structure (%)</b>															
<b>Ukupno / Total</b>															
<b>Ukupno / Total</b>	<b>100,0</b>	<b>100,0</b>	<b>100,0</b>	<b>100,0</b>	<b>100,0</b>	<b>100,0</b>	<b>100,0</b>	<b>100,0</b>	<b>100,0</b>	<b>100,0</b>	<b>100,0</b>	<b>100,0</b>	<b>100,0</b>	<b>100,0</b>	<b>100,0</b>
15 - 24 godine/ 15-24 years	15,4	15,3	14,9	10,3	11,2	10,4	5,3	5,8	6,4	23,5	25,2	22,3	19,4	18,6	18,3
25 - 49	36,9	36,5	34,5	61,9	61,1	58,5	62,2	61,8	58,4	61,1	59,0	59,1	17,6	17,2	16,3
50 - 64	26,4	27,1	28,6	25,5	25,7	28,9	29,4	29,6	32,7	15,1	15,6	17,9	27,2	28,2	28,3
65+	21,2	21,0	22,0	2,3	(2,1)	(2,1)	3,0	(2,8)	(2,6)	•	•	((0,7))	35,9	36,0	37,2
15-64	78,8	79,0	78,0	97,7	97,9	97,9	97,0	97,2	97,4	99,7	99,8	99,3	64,1	64,0	62,8

(000)

	Radno sposobno stanovništvo			Radna snaga / Labour force									Neaktivne osobe		
				Ukupno			Zaposlene osobe			Nezaposlene osobe					
	Working-age population			Total			Employed persons			Unemployed persons			Inactive persons		
	2014	2015	2016	2014	2015	2016	2014	2015	2016	2014	2015	2016	2014	2015	2016
Muški / Male															
<b>Ukupno / Total</b>	<b>100,0</b>	<b>100,0</b>	<b>100,0</b>	<b>100,0</b>	<b>100,0</b>	<b>100,0</b>	<b>100,0</b>	<b>100,0</b>	<b>100,0</b>	<b>100,0</b>	<b>100,0</b>	<b>100,0</b>	<b>100,0</b>	<b>100,0</b>	<b>100,0</b>
15 - 24 godine / 15-24 years	16,7	16,7	16,3	10,5	11,8	11,3	5,5	6,4	7,0	25,5	27,2	26,2	24,3	22,7	22,3
25 - 49	38,9	38,0	36,1	60,7	60,0	56,5	61,8	61,4	57,4	57,7	56,1	53,4	12,2	11,0	11,2
50 - 64	25,9	26,9	28,7	26,4	26,2	30,1	29,7	29,6	33,2	16,6	16,5	19,5	25,3	27,8	27,1
65+	18,4	18,4	18,9	2,3	(2,0)	(2,1)	3,0	(2,6)	(2,4)	•	•	•	38,1	38,5	39,3
15-64	81,6	81,6	81,1	97,7	98,0	97,9	97,0	97,4	97,6	99,8	99,8	99,1	61,9	61,5	60,7
Ženski / Female															
<b>Ukupno / Total</b>	<b>100,0</b>	<b>100,0</b>	<b>100,0</b>	<b>100,0</b>	<b>100,0</b>	<b>100,0</b>	<b>100,0</b>	<b>100,0</b>	<b>100,0</b>	<b>100,0</b>	<b>100,0</b>	<b>100,0</b>	<b>100,0</b>	<b>100,0</b>	<b>100,0</b>
15 - 24 godine / 15-24 years	14,2	14,0	13,6	10,0	10,3	9,0	5,0	4,8	5,3	21,0	22,5	17,6	16,2	15,9	15,7
25 - 49	35,0	35,1	33,1	63,7	62,7	61,8	62,9	62,6	60,0	65,3	63,0	66,0	20,9	21,2	19,5
50 - 64	26,9	27,3	28,4	24,1	24,9	27,1	28,9	29,5	31,9	13,3	14,4	15,9	28,3	28,5	29,0
65+	23,9	23,5	25,0	(2,3)	(2,1)	(2,1)	(3,1)	(3,0)	(2,8)	•	•	•	34,5	34,3	35,8
15-64	76,1	76,5	75,0	97,7	97,9	97,9	96,9	97,0	97,2	99,6	99,9	99,5	65,5	65,7	64,2

**2.1 Radno sposobno stanovništvo prema aktivnosti, starosnim grupama i spolu, F BiH**  
**Working-age population by activity, age groups and sex, F BiH**

(000)

	Radno sposobno stanovništvo			Radna snaga / Labour force									Neaktivne osobe		
				Ukupno			Zaposlene osobe			Nezaposlene osobe					
	Working-age population			Total			Employed persons			Unemployed persons			Inactive persons		
	2014	2015	2016	2014	2015	2016	2014	2015	2016	2014	2015	2016	2014	2015	2016
<i>Ukupno / Total</i>															
<b>Ukupno / Total</b>	<b>1.642</b>	<b>1.645</b>	<b>1.573</b>	<b>691</b>	<b>700</b>	<b>645</b>	<b>495</b>	<b>496</b>	<b>480</b>	<b>196</b>	<b>204</b>	<b>165</b>	<b>950</b>	<b>944</b>	<b>928</b>
15 - 24 godine/ 15-24 years	271	262	246	78	85	73	27	30	33	51	55	40	193	177	173
25 - 49	625	627	561	441	447	389	323	325	291	118	122	98	184	180	171
50 - 64	430	440	450	167	164	177	140	138	151	27	26	(26)	263	276	273
65+	315	316	316	(5)	((4))	(5)	(5)	((4))	((5))	•	•	•	310	312	311
15-64	1.327	1.329	1.257	686	696	639	490	492	475	196	203	164	641	633	618
<i>Muški / Male</i>															
<b>Ukupno / Total</b>	<b>792</b>	<b>802</b>	<b>760</b>	<b>428</b>	<b>433</b>	<b>405</b>	<b>317</b>	<b>316</b>	<b>313</b>	<b>110</b>	<b>117</b>	<b>93</b>	<b>364</b>	<b>369</b>	<b>354</b>
15 - 24 godine/ 15-24 years	140	140	130	48	54	49	17	20	23	30	34	26	92	86	81
25 - 49	315	315	281	267	271	237	203	203	187	64	68	50	48	44	44
50 - 64	203	213	218	109	105	116	93	90	100	(16)	(15)	(16)	94	108	102
65+	134	134	131	(4)	((3))	((3))	(4)	((3))	((3))	•	•	•	130	131	127
15-64	658	668	629	424	430	402	314	313	309	110	117	93	234	238	227
<i>Ženski / Female</i>															
<b>Ukupno / Total</b>	<b>850</b>	<b>843</b>	<b>813</b>	<b>264</b>	<b>267</b>	<b>240</b>	<b>178</b>	<b>181</b>	<b>167</b>	<b>86</b>	<b>87</b>	<b>72</b>	<b>586</b>	<b>576</b>	<b>574</b>
15 - 24 godine/ 15-24 years	132	122	117	30	31	24	(10)	(10)	(10)	21	21	(14)	101	91	93
25 - 49	310	312	280	175	176	152	120	122	104	55	54	48	136	135	127
50 - 64	227	227	232	58	58	61	47	48	51	(11)	(11)	(10)	169	169	171
65+	181	182	185	•	•	((2))	•	•	((2))	•	•	•	180	181	183
15-64	669	660	628	263	266	237	177	179	166	86	86	72	406	395	391
<i>Struktura / Structure (%)</i>															
<i>Ukupno / Total</i>															
<b>Ukupno / Total</b>	<b>100,0</b>	<b>100,0</b>	<b>100,0</b>	<b>100,0</b>	<b>100,0</b>	<b>100,0</b>	<b>100,0</b>	<b>100,0</b>	<b>100,0</b>	<b>100,0</b>	<b>100,0</b>	<b>100,0</b>	<b>100,0</b>	<b>100,0</b>	<b>100,0</b>
15 - 24 godine/ 15-24 years	16,5	16,0	15,6	11,3	12,2	11,3	5,5	6,0	6,8	26,0	27,2	24,3	20,3	18,7	18,7
25 - 49	38,1	38,1	35,7	63,8	63,8	60,4	65,2	65,4	60,6	60,3	59,9	59,6	19,4	19,0	18,5
50 - 64	26,2	26,7	28,6	24,1	23,4	27,5	28,3	27,8	31,5	13,5	12,7	15,8	27,7	29,2	29,4
65+	19,2	19,2	20,1	(0,7)	((0,6))	(0,8)	(1,0)	((0,8))	((1,0))	•	•	•	32,6	33,0	33,5
15-64	80,8	80,8	79,9	99,3	99,4	99,2	99,0	99,2	99,0	99,9	99,8	99,7	67,4	67,0	66,5

(000)

	Radno sposobno stanovništvo			Radna snaga / Labour force									Neaktivne osobe		
				Ukupno			Zaposlene osobe			Nezaposlene osobe					
	Working-age population			Total			Employed persons			Unemployed persons			Inactive persons		
	2014	2015	2016	2014	2015	2016	2014	2015	2016	2014	2015	2016	2014	2015	2016
	Muški / Male														
<b>Ukupno / Total</b>	<b>100,0</b>	<b>100,0</b>	<b>100,0</b>	<b>100,0</b>	<b>100,0</b>	<b>100,0</b>	<b>100,0</b>	<b>100,0</b>	<b>100,0</b>	<b>100,0</b>	<b>100,0</b>	<b>100,0</b>	<b>100,0</b>	<b>100,0</b>	<b>100,0</b>
15 - 24 godine / 15-24 years	17,6	17,5	17,1	11,2	12,5	12,1	5,5	6,3	7,2	27,5	29,1	28,5	25,3	23,4	22,8
25 - 49	39,8	39,3	37,0	62,4	62,5	58,5	64,0	64,3	59,8	57,8	57,7	53,9	13,3	12,0	12,5
50 - 64	25,7	26,6	28,7	25,5	24,3	28,6	29,3	28,6	31,9	14,5	13,0	17,5	25,8	29,2	28,8
65+	16,9	16,7	17,2	(0,9)	((0,7))	((0,8))	(1,2)	((0,8))	((1,0))	•	•	•	35,6	35,4	36,0
15-64	83,1	83,3	82,8	99,1	99,3	99,2	98,8	99,2	99,0	99,9	99,8	99,9	64,4	64,6	64,0
	Ženski / Female														
<b>Ukupno / Total</b>	<b>100,0</b>	<b>100,0</b>	<b>100,0</b>	<b>100,0</b>	<b>100,0</b>	<b>100,0</b>	<b>100,0</b>	<b>100,0</b>	<b>100,0</b>	<b>100,0</b>	<b>100,0</b>	<b>100,0</b>	<b>100,0</b>	<b>100,0</b>	<b>100,0</b>
15 - 24 godine / 15-24 years	15,5	14,5	14,3	11,5	11,7	9,9	(5,5)	(5,5)	(6,1)	24,1	24,7	18,9	17,3	15,7	16,2
25 - 49	36,5	37,0	34,4	66,2	66,0	63,6	67,4	67,5	62,2	63,6	62,9	67,0	23,1	23,5	22,2
50 - 64	26,7	26,9	28,5	21,9	21,8	25,6	26,6	26,4	30,7	12,2	(12,3)	(13,6)	28,8	29,3	29,8
65+	21,3	21,6	22,8	•	•	((0,9))	•	•	((1,0))	•	•	•	30,8	31,4	31,9
15-64	78,7	78,4	77,2	99,6	99,5	99,1	99,4	99,3	99,0	99,9	99,9	99,6	69,2	68,6	68,1



**2.2 Radno sposobno stanovništvo prema aktivnosti, starosnim grupama i spolu, RS**  
**Working-age population by activity, age groups and sex, RS**

(000)

	Radno sposobno stanovništvo			Radna snaga / Labour force									Neaktivne osobe		
				Ukupno			Zaposlene osobe			Nezaposlene osobe					
	Working-age population			Total			Employed persons			Unemployed persons			Inactive persons		
	2014	2015	2016	2014	2015	2016	2014	2015	2016	2014	2015	2016	2014	2015	2016
<i>Ukupno / Total</i>															
<b>Ukupno / Total</b>	<b>873</b>	<b>885</b>	<b>867</b>	<b>410</b>	<b>417</b>	<b>409</b>	<b>305</b>	<b>312</b>	<b>308</b>	<b>105</b>	<b>105</b>	<b>101</b>	<b>463</b>	<b>469</b>	<b>458</b>
15 - 24 godine/ 15-24 years	117	126	118	36	40	37	(16)	(17)	(18)	20	23	(20)	81	86	81
25 - 49	303	299	283	241	236	228	175	175	169	66	60	59	63	63	55
50 - 64	235	246	247	113	123	128	95	101	106	(19)	(22)	(21)	121	123	120
65+	218	215	219	(20)	(19)	(16)	(20)	(18)	(15)	•	•	•	198	196	203
15-64	655	671	648	390	398	393	285	293	293	105	105	100	265	272	255
<i>Muški / Male</i>															
<b>Ukupno / Total</b>	<b>425</b>	<b>432</b>	<b>424</b>	<b>243</b>	<b>248</b>	<b>246</b>	<b>186</b>	<b>190</b>	<b>193</b>	<b>58</b>	<b>58</b>	<b>53</b>	<b>182</b>	<b>184</b>	<b>179</b>
15 - 24 godine/ 15-24 years	64	66	64	23	26	25	(10)	(13)	(13)	(13)	(14)	(12)	41	39	39
25 - 49	158	155	146	141	139	131	108	108	103	33	31	28	17	(16)	(15)
50 - 64	112	119	123	68	73	80	56	59	68	(12)	(14)	(12)	45	46	43
65+	90	93	91	(12)	(11)	(10)	(11)	(10)	(9)	•	•	•	79	82	81
15-64	335	340	333	232	238	236	174	180	184	58	58	52	103	102	97
<i>Ženski / Female</i>															
<b>Ukupno / Total</b>	<b>448</b>	<b>453</b>	<b>443</b>	<b>167</b>	<b>168</b>	<b>163</b>	<b>119</b>	<b>122</b>	<b>115</b>	<b>47</b>	<b>47</b>	<b>48</b>	<b>281</b>	<b>285</b>	<b>280</b>
15 - 24 godine/ 15-24 years	52	60	54	(13)	(13)	(12)	(5)	(5)	(5)	(8)	(9)	(8)	40	47	42
25 - 49	145	144	136	100	97	97	67	67	66	32	30	31	45	47	39
50 - 64	122	127	124	46	50	48	39	42	38	(7)	(8)	(9)	77	77	77
65+	128	122	128	(9)	(8)	(6)	(8)	(8)	(6)	•	-	•	119	114	121
15-64	320	331	315	158	160	157	111	114	109	47	47	48	162	171	158
<i>Struktura / Structure (%)</i>															
<i>Ukupno / Total</i>															
<b>Ukupno / Total</b>	<b>100,0</b>	<b>100,0</b>	<b>100,0</b>	<b>100,0</b>	<b>100,0</b>	<b>100,0</b>	<b>100,0</b>	<b>100,0</b>	<b>100,0</b>	<b>100,0</b>	<b>100,0</b>	<b>100,0</b>	<b>100,0</b>	<b>100,0</b>	<b>100,0</b>
15 - 24 godine/ 15-24 years	13,4	14,2	13,6	8,8	9,6	9,1	5,1	5,6	5,8	19,3	21,5	19,3	17,5	18,4	17,6
25 - 49	34,8	33,8	32,6	58,6	56,6	55,7	57,3	56,2	54,9	62,4	57,6	58,2	13,6	13,5	11,9
50 - 64	26,9	27,8	28,5	27,6	29,4	31,2	31,1	32,3	34,5	17,7	20,8	21,1	26,2	26,3	26,1
65+	25,0	24,2	25,3	4,9	(4,4)	(4,0)	6,4	(5,9)	(4,9)	•	•	•	42,8	41,8	44,3
15-64	75,0	75,8	74,7	95,1	95,6	96,0	93,6	94,1	95,1	99,4	99,9	98,6	57,2	58,2	55,7

(000)

	Radno sposobno stanovništvo			Radna snaga / Labour force									Neaktivne osobe		
				Ukupno			Zaposlene osobe			Nezaposlene osobe					
	Working-age population			Total			Employed persons			Unemployed persons			Inactive persons		
	2014	2015	2016	2014	2015	2016	2014	2015	2016	2014	2015	2016	2014	2015	2016
Muški / Male															
<b>Ukupno / Total</b>	<b>100,0</b>	<b>100,0</b>	<b>100,0</b>	<b>100,0</b>	<b>100,0</b>	<b>100,0</b>	<b>100,0</b>	<b>100,0</b>	<b>100,0</b>	<b>100,0</b>	<b>100,0</b>	<b>100,0</b>	<b>100,0</b>	<b>100,0</b>	<b>100,0</b>
15 - 24 godine / 15-24 years	15,1	15,2	15,0	9,5	10,6	10,1	(5,6)	(6,7)	6,8	22,1	23,7	22,2	22,6	21,4	21,8
25 - 49	37,3	35,8	34,5	57,9	55,8	53,3	58,0	56,7	53,5	57,6	52,9	52,7	9,6	8,7	8,5
50 - 64	26,4	27,6	28,9	27,8	29,3	32,5	30,3	31,1	35,2	19,9	23,2	23,0	24,5	25,3	24,0
65+	21,2	21,5	21,5	(4,7)	(4,3)	(4,0)	(6,1)	(5,5)	(4,5)	•	•	•	43,3	44,7	45,6
15-64	78,8	78,5	78,5	95,3	95,7	96,0	93,9	94,5	95,5	99,6	99,8	97,8	56,7	55,3	54,4
Ženski / Female															
<b>Ukupno / Total</b>	<b>100,0</b>	<b>100,0</b>	<b>100,0</b>	<b>100,0</b>	<b>100,0</b>	<b>100,0</b>	<b>100,0</b>	<b>100,0</b>	<b>100,0</b>	<b>100,0</b>	<b>100,0</b>	<b>100,0</b>	<b>100,0</b>	<b>100,0</b>	<b>100,0</b>
15 - 24 godine / 15-24 years	11,7	13,3	12,3	7,7	8,0	(7,6)	(4,4)	(3,9)	(4,1)	(15,9)	(18,8)	(16,0)	14,1	16,4	15,0
25 - 49	32,4	31,9	30,8	59,7	57,7	59,3	56,2	55,4	57,1	68,4	63,5	64,4	16,2	16,6	14,1
50 - 64	27,3	28,0	28,1	27,4	29,6	29,1	32,3	34,2	33,4	14,9	(17,8)	(19,0)	27,3	27,0	27,5
65+	28,6	26,9	28,9	(5,2)	(4,7)	(4,0)	(7,0)	(6,5)	(5,4)	•	–	•	42,4	40,0	43,4
15-64	71,4	73,1	71,1	94,8	95,3	96,0	93,0	93,5	94,6	99,2	100,0	99,4	57,6	60,0	56,6

**2.3 Radno sposobno stanovništvo prema aktivnosti, starosnim grupama i spolu, BD BiH**  
**Working-age population by activity, age groups and sex, BD BiH**

(000)

	Radno sposobno stanovništvo			Radna snaga / Labour force									Neaktivne osobe		
				Ukupno			Zaposlene osobe			Nezaposlene osobe					
	Working-age population			Total			Employed persons			Unemployed persons			Inactive persons		
	2014	2015	2016	2014	2015	2016	2014	2015	2016	2014	2015	2016	2014	2015	2016
<b>Ukupno / Total</b>															
<b>Ukupno / Total</b>	<b>51</b>	<b>49</b>	<b>49</b>	<b>19</b>	<b>19</b>	<b>(20)</b>	<b>12</b>	<b>(14)</b>	<b>(13)</b>	<b>(7)</b>	<b>(6)</b>	<b>(7)</b>	<b>32</b>	<b>30</b>	<b>29</b>
15 - 24 godine/ 15-24 years	(7)	(7)	(6)	(2)	((2))	(2)	((0,4))	((1))	((1))	((1))	((1))	((1))	(6)	(5)	(4)
25 - 49	(18)	(17)	(16)	11	11	(11)	(7)	(8)	(7)	(4)	(3)	(4)	(7)	(5)	(5)
50 - 64	14	14	14	(6)	(6)	(6)	4	(4)	(5)	((2))	(1)	((1))	(8)	(8)	(8)
65+	11	12	13	•	((1))	•	•	((1))	•	–	–	•	11	11	12
15-64	39	37	(36)	19	19	(19)	12	13	(13)	(7)	(6)	(6)	(21)	(18)	(17)
<b>Muški / Male</b>															
<b>Ukupno / Total</b>	<b>25</b>	<b>24</b>	<b>24</b>	<b>12</b>	<b>12</b>	<b>(12)</b>	<b>(8)</b>	<b>(9)</b>	<b>(8)</b>	<b>(4)</b>	<b>(3)</b>	<b>(3)</b>	<b>13</b>	<b>(12)</b>	<b>12</b>
15 - 24 godine/ 15-24 years	(4)	(4)	(3)	((1))	(1)	((1))	•	((0,4))	((0,4))	((1))	((1))	((1))	(3)	(3)	((2))
25 - 49	(10)	(9)	(8)	(7)	(7)	(7)	(5)	(5)	(5)	(2)	(2)	((2))	(3)	(2)	(2)
50 - 64	7	7	(6)	(4)	(4)	(3)	(3)	(3)	(3)	((1))	((1))	((1))	(3)	(3)	(3)
65+	5	5	6	•	((0,4))	•	•	((0,4))	•	–	–	•	5	5	5
15-64	20	(19)	(18)	12	12	(11)	(8)	(9)	(8)	(4)	(3)	(3)	(8)	(7)	(7)
<b>Ženski / Female</b>															
<b>Ukupno / Total</b>	<b>26</b>	<b>25</b>	<b>25</b>	<b>7</b>	<b>7</b>	<b>(8)</b>	<b>(4)</b>	<b>(4)</b>	<b>(5)</b>	<b>(3)</b>	<b>(3)</b>	<b>(3)</b>	<b>19</b>	<b>18</b>	<b>(17)</b>
15 - 24 godine/ 15-24 years	(3)	(3)	(3)	((0,5))	((1))	((1))	•	•	•	((0,3))	•	•	(3)	(2)	(2)
25 - 49	(9)	(8)	(8)	(4)	(4)	(5)	(3)	(3)	(3)	(2)	((1))	(2)	(4)	(4)	(3)
50 - 64	7	(7)	(7)	(2)	(2)	(3)	(1)	(1)	(2)	((0,5))	((1))	((1))	(5)	(5)	(5)
65+	7	7	7	•	•	•	•	•	•	–	–	–	7	6	7
15-64	(19)	18	(18)	7	(7)	8	(4)	(4)	(5)	(3)	(3)	(3)	(12)	(11)	(10)
<b>Struktura / Structure (%)</b>															
<b>Ukupno / Total</b>															
<b>Ukupno / Total</b>	<b>100,0</b>	<b>100,0</b>	<b>100,0</b>	<b>100,0</b>	<b>100,0</b>	<b>100,0</b>	<b>100,0</b>	<b>100,0</b>	<b>100,0</b>	<b>100,0</b>	<b>100,0</b>	<b>100,0</b>	<b>100,0</b>	<b>100,0</b>	<b>100,0</b>
15 - 24 godine/ 15-24 years	14,6	13,6	12,6	(8,3)	(9,0)	(9,9)	((3,7))	((4,3))	((5,3))	(16,7)	(19,9)	(19,0)	18,3	16,6	(14,5)
25 - 49	35,7	34,1	32,7	60,6	58,4	57,3	60,9	59,6	56,2	60,1	55,4	59,5	21,1	18,2	(15,9)
50 - 64	27,0	28,2	28,1	29,8	29,9	29,6	33,4	32,2	34,0	(23,2)	(24,7)	(20,6)	25,4	27,2	27,0
65+	22,7	24,1	26,6	•	((2,7))	•	•	((3,9))	•	–	–	•	35,3	38,1	42,5
15-64	77,3	75,9	73,4	98,7	97,3	96,7	98,0	96,1	95,5	100,0	100,0	99,1	64,7	61,9	57,5

(000)

	Radno sposobno stanovništvo			Radna snaga / Labour force									Neaktivne osobe		
				Ukupno			Zaposlene osobe			Nezaposlene osobe					
	Working-age population			Total			Employed persons			Unemployed persons			Inactive persons		
	2014	2015	2016	2014	2015	2016	2014	2015	2016	2014	2015	2016	2014	2015	2016
	Muški / Male														
<b>Ukupno / Total</b>	<b>100,0</b>	<b>100,0</b>	<b>100,0</b>	<b>100,0</b>	<b>100,0</b>	<b>100,0</b>	<b>100,0</b>	<b>100,0</b>	<b>100,0</b>	<b>100,0</b>	<b>100,0</b>	<b>100,0</b>	<b>100,0</b>	<b>100,0</b>	<b>100,0</b>
15 - 24 godine / 15-24 years	15,8	15,1	(14,0)	(8,9)	(9,3)	(10,9)	•	((4,9))	((5,1))	(19,2)	(21,5)	(25,0)	22,3	21,1	(17,0)
25 - 49	38,3	35,8	34,8	58,4	56,3	56,9	59,7	57,2	58,2	55,9	53,6	(53,6)	19,7	(14,5)	(14,1)
50 - 64	26,4	27,4	26,7	30,9	31,0	28,7	33,8	33,2	32,4	(24,9)	(24,9)	((19,6))	22,3	23,8	24,8
65+	19,4	21,6	24,5	•	((3,5))	•	•	((4,7))	•	–	–	•	35,8	40,5	44,2
15-64	80,6	78,4	75,5	98,2	96,5	96,4	97,2	95,3	95,7	100,0	100,0	98,2	64,2	59,5	55,8
	Ženski / Female														
<b>Ukupno / Total</b>	<b>100,0</b>	<b>100,0</b>	<b>100,0</b>	<b>100,0</b>	<b>100,0</b>	<b>100,0</b>	<b>100,0</b>	<b>100,0</b>	<b>100,0</b>	<b>100,0</b>	<b>100,0</b>	<b>100,0</b>	<b>100,0</b>	<b>100,0</b>	<b>100,0</b>
15 - 24 godine / 15-24 years	13,4	12,1	(11,3)	((7,4))	((8,5))	((8,4))	•	•	•	((13,1))	((17,8))	•	15,5	13,5	(12,8)
25 - 49	33,2	32,4	30,6	64,5	62,0	57,8	63,2	64,4	52,9	66,4	57,8	65,6	22,0	20,7	(17,2)
50 - 64	27,6	29,0	29,4	27,8	(28,0)	30,9	32,5	(30,2)	36,8	(20,5)	((24,3))	(21,7)	27,5	29,4	28,7
65+	25,8	26,5	28,6	•	•	•	•	•	•	–	–	–	34,9	36,4	41,3
15-64	74,2	73,5	71,4	99,6	98,6	97,1	99,4	97,8	95,3	100,0	100,0	100,0	65,1	63,6	58,7

**3. Mjere aktivnosti stanovništva prema starosnim grupama i spolu, BiH**  
**Measures of the population activity by age groups and sex, BiH**

(%)

	Stopa aktivnosti			Stopa zaposlenosti			Stopa nezaposlenosti		
	Activity rate			Employment rate			Unemployment rate		
	2014	2015	2016	2014	2015	2016	2014	2015	2016
	Ukupno / Total								
<b>Ukupno / Total</b>	<b>43,7</b>	<b>44,1</b>	<b>43,1</b>	<b>31,7</b>	<b>31,9</b>	<b>32,2</b>	<b>27,5</b>	<b>27,7</b>	<b>25,4</b>
15 - 24 godine / 15-24 years	29,3	32,2	30,2	10,9	12,1	13,8	62,7	62,3	54,3
25 - 49	73,2	73,6	73,2	53,3	53,9	54,4	27,1	26,8	25,7
50 - 64	42,1	41,7	43,7	35,3	34,7	36,8	16,3	16,8	15,7
65+	4,7	(4,3)	(4,1)	4,5	(4,2)	(3,7)	•	•	((8,7))
15-64	54,2	54,6	54,2	39,0	39,2	40,2	28,1	28,2	25,8
20-64	59,2	59,2	58,8	43,2	43,2	44,2	26,9	26,9	24,7
25-34	78,6	77,7	78,0	50,2	50,7	52,0	36,1	34,7	33,3
15-74	47,8	48,3	47,6	34,6	34,9	35,4	27,6	27,9	25,5
65-74	6,8	(5,5)	(5,3)	6,5	(5,3)	(4,8)	•	•	((9,8))
	Muški / Male								
<b>Ukupno / Total</b>	<b>55,0</b>	<b>55,1</b>	<b>54,9</b>	<b>41,2</b>	<b>40,9</b>	<b>42,5</b>	<b>25,2</b>	<b>25,8</b>	<b>22,5</b>
15 - 24 godine / 15-24 years	34,6	38,9	38,1	13,5	15,8	18,3	61,0	59,5	52,0
25 - 49	85,9	87,1	86,0	65,3	66,1	67,6	23,9	24,1	21,3
50 - 64	56,1	53,7	57,4	47,2	45,0	49,0	15,8	16,3	14,6
65+	6,8	(6,0)	(6,0)	6,7	(5,9)	(5,4)	•	•	((9,9))
15-64	65,9	66,2	66,2	48,9	48,8	51,1	25,7	26,3	22,8
20-64	72,4	71,9	72,0	54,6	53,9	56,4	24,6	25,0	21,7
25-34	86,9	87,4	86,7	57,9	58,7	61,6	33,4	32,9	29,0
15-74	59,1	59,5	59,4	44,1	44,1	45,9	25,3	25,9	22,6
65-74	8,9	(7,5)	(7,4)	(8,6)	(7,2)	(6,7)	•	•	•
	Ženski / Female								
<b>Ukupno / Total</b>	<b>33,0</b>	<b>33,5</b>	<b>32,1</b>	<b>22,7</b>	<b>23,2</b>	<b>22,4</b>	<b>31,2</b>	<b>30,7</b>	<b>30,0</b>
15 - 24 godine / 15-24 years	23,3	24,5	21,3	8,1	8,0	8,7	65,4	67,3	58,9
25 - 49	60,0	59,8	60,0	40,8	41,4	40,7	32,0	30,8	32,1
50 - 64	29,5	30,5	30,6	24,5	25,1	25,2	17,2	17,8	17,7
65+	(3,1)	(3,0)	(2,7)	(3,0)	(3,0)	(2,6)	•	•	•
15-64	42,4	42,9	41,9	28,9	29,5	29,1	31,8	31,3	30,6
20-64	46,0	46,3	45,3	31,9	32,4	32,0	30,6	29,9	29,5
25-34	69,0	66,6	68,7	41,3	41,7	41,8	40,1	37,4	39,2
15-74	36,9	37,3	36,0	25,4	25,8	25,1	31,2	30,9	30,2
65-74	(5,1)	(3,8)	(3,7)	(4,8)	(3,8)	(3,3)	•	-	•

**3.1 Mjere aktivnosti stanovništva prema starosnim grupama i spolu, F BiH**  
**Measures of the population activity by age groups and sex, F BiH**

(%)

	Stopa aktivnosti			Stopa zaposlenosti			Stopa nezaposlenosti		
	Activity rate			Employement rate			Unemployment rate		
	2014	2015	2016	2014	2015	2016	2014	2015	2016
	<b>Ukupno / Total</b>								
<b>Ukupno / Total</b>	<b>42,1</b>	<b>42,6</b>	<b>41,0</b>	<b>30,2</b>	<b>30,2</b>	<b>30,5</b>	<b>28,4</b>	<b>29,1</b>	<b>25,6</b>
15 - 24 godine / 15-24 years	28,8	32,6	29,6	10,0	11,4	13,3	65,3	64,9	55,1
25 - 49	70,6	71,3	69,4	51,6	51,8	51,9	26,8	27,3	25,2
50 - 64	38,8	37,2	39,4	32,6	31,3	33,6	15,9	15,8	14,7
65+	(1,6)	((1,4))	(1,7)	(1,5)	((1,2))	((1,6))	•	•	•
15-64	51,7	52,4	50,9	36,9	37,1	37,8	28,6	29,2	25,7
20-64	56,8	56,7	55,3	41,4	41,0	41,8	27,1	27,7	24,5
25-34	77,4	77,4	76,3	49,4	49,4	51,1	36,1	36,2	33,1
15-74	45,6	46,4	44,9	32,7	32,9	33,4	28,4	29,1	25,6
65-74	(2,5)	((1,8))	(2,8)	((2,4))	((1,7))	((2,5))	•	•	•
	<b>Muški / Male</b>								
<b>Ukupno / Total</b>	<b>54,0</b>	<b>54,0</b>	<b>53,4</b>	<b>40,1</b>	<b>39,4</b>	<b>41,1</b>	<b>25,7</b>	<b>27,1</b>	<b>22,9</b>
15 - 24 godine / 15-24 years	34,1	38,5	37,8	12,4	14,2	17,4	63,6	63,1	54,0
25 - 49	84,6	85,9	84,3	64,5	64,4	66,5	23,8	25,0	21,1
50 - 64	53,7	49,5	53,2	45,8	42,3	45,8	14,7	14,4	(14,0)
65+	(2,9)	((2,2))	((2,6))	(2,8)	((2,0))	((2,5))	•	•	•
15-64	64,4	64,4	63,9	47,7	46,8	49,2	25,9	27,2	23,0
20-64	71,2	70,1	69,6	53,7	52,1	54,4	24,6	25,7	21,8
25-34	86,5	86,7	86,3	58,0	56,5	61,1	32,9	34,8	29,2
15-74	57,6	57,9	57,5	42,8	42,2	44,4	25,8	27,1	22,9
65-74	(4,4)	((3,2))	((4,2))	(4,2)	((2,9))	((4,0))	•	•	•
	<b>Ženski / Female</b>								
<b>Ukupno / Total</b>	<b>31,0</b>	<b>31,7</b>	<b>29,5</b>	<b>20,9</b>	<b>21,4</b>	<b>20,6</b>	<b>32,7</b>	<b>32,4</b>	<b>30,1</b>
15 - 24 godine / 15-24 years	23,1	25,7	20,4	(7,4)	(8,2)	(8,7)	68,1	68,1	57,3
25 - 49	56,3	56,5	54,5	38,6	39,1	37,2	31,5	30,9	31,7
50 - 64	25,4	25,7	26,4	20,8	21,0	22,2	(18,2)	(18,3)	(16,0)
65+	•	•	((1,1))	•	•	((0,9))	•	•	•
15-64	39,3	40,2	37,8	26,4	27,2	26,4	32,8	32,5	30,2
20-64	42,7	43,4	41,0	29,4	30,0	29,1	31,2	30,9	29,0
25-34	66,8	66,6	66,1	39,5	41,1	40,9	40,9	38,3	38,2
15-74	34,1	35,1	32,7	23,0	23,7	22,8	32,7	32,4	30,1
65-74	•	•	((1,8))	•	•	•	•	-	•

**3.2 Mjere aktivnosti stanovništva prema starosnim grupama i spolu, RS**  
**Measures of the population activity by age groups and sex, RS**

(%)

	Stopa aktivnosti			Stopa zaposlenosti			Stopa nezaposlenosti		
	Activity rate			Employement rate			Unemployment rate		
	2014	2015	2016	2014	2015	2016	2014	2015	2016
	<b>Ukupno / Total</b>								
<b>Ukupno / Total</b>	<b>47,0</b>	<b>47,1</b>	<b>47,2</b>	<b>34,9</b>	<b>35,2</b>	<b>35,5</b>	<b>25,7</b>	<b>25,2</b>	<b>24,8</b>
15 - 24 godine / 15-24 years	30,8	31,7	31,6	13,4	13,8	15,1	56,5	56,5	52,3
25 - 49	79,3	78,8	80,7	57,6	58,6	59,7	27,3	25,6	25,9
50 - 64	48,3	49,9	51,6	40,4	41,0	42,9	16,4	17,8	16,8
65+	9,3	(8,6)	(7,5)	9,0	(8,6)	(6,8)	•	•	•
15-64	59,6	59,4	60,6	43,6	43,7	45,2	26,8	26,3	25,5
20-64	64,3	64,2	65,4	47,5	47,9	49,3	26,1	25,5	24,6
25-34	81,8	78,7	81,3	52,4	53,7	54,1	36,0	31,7	33,4
15-74	52,5	52,3	52,8	38,9	38,9	39,6	25,9	25,5	25,1
65-74	(13,6)	(11,0)	(9,0)	(13,1)	(10,9)	(8,1)	•	•	•
	<b>Muški / Male</b>								
<b>Ukupno / Total</b>	<b>57,3</b>	<b>57,5</b>	<b>57,9</b>	<b>43,6</b>	<b>44,0</b>	<b>45,4</b>	<b>23,8</b>	<b>23,4</b>	<b>21,6</b>
15 - 24 godine / 15-24 years	36,0	40,2	38,9	(16,1)	(19,2)	20,5	55,2	52,2	47,5
25 - 49	89,0	89,7	89,6	68,0	69,8	70,4	23,7	22,2	21,4
50 - 64	60,3	61,0	65,1	50,1	49,7	55,2	17,0	(18,6)	(15,3)
65+	(12,8)	(11,4)	(10,9)	(12,5)	(11,3)	(9,6)	•	•	•
15-64	69,2	70,0	70,9	52,0	52,9	55,2	24,9	24,4	22,1
20-64	75,2	75,7	76,6	57,1	57,8	60,4	24,0	23,7	21,2
25-34	88,6	89,4	87,6	58,4	63,7	62,5	34,1	28,8	28,6
15-74	62,2	62,8	63,0	47,2	47,9	49,3	24,1	23,8	21,8
65-74	(16,3)	(14,1)	(12,0)	(15,9)	(13,8)	(10,4)	•	•	•
	<b>Ženski / Female</b>								
<b>Ukupno / Total</b>	<b>37,2</b>	<b>37,1</b>	<b>36,9</b>	<b>26,7</b>	<b>26,8</b>	<b>26,0</b>	<b>28,4</b>	<b>27,7</b>	<b>29,5</b>
15 - 24 godine / 15-24 years	24,5	22,4	23,0	(10,1)	(7,8)	(8,7)	58,7	65,1	62,0
25 - 49	68,7	67,2	71,1	46,3	46,7	48,3	32,5	30,5	32,1
50 - 64	37,3	39,4	38,2	31,6	32,8	30,9	(15,5)	(16,6)	(19,3)
65+	(6,8)	(6,5)	(5,1)	(6,5)	(6,5)	(4,8)	•	–	•
15-64	49,4	48,4	49,8	34,7	34,3	34,6	29,7	29,1	30,6
20-64	53,0	52,5	53,7	37,6	37,7	37,7	29,2	28,2	29,8
25-34	73,8	67,0	73,9	45,3	42,9	44,3	38,6	35,9	40,1
15-74	42,8	41,9	42,5	30,6	30,1	29,8	28,5	28,1	29,9
65-74	(11,6)	(8,7)	(6,7)	(11,0)	(8,7)	((6,3))	•	–	•

**3.3 Mjere aktivnosti stanovništva prema starosnim grupama i spolu, BD BiH**  
**Measures of the population activity by age groups and sex, BD BiH**

(%)

	Stopa aktivnosti			Stopa zaposlenosti			Stopa nezaposlenosti		
	Activity rate			Employment rate			Unemployment rate		
	2014	2015	2016	2014	2015	2016	2014	2015	2016
	<b>Ukupno / Total</b>								
<b>Ukupno / Total</b>	<b>37,0</b>	<b>39,6</b>	<b>40,6</b>	<b>23,9</b>	<b>27,6</b>	<b>27,2</b>	<b>35,4</b>	<b>(30,3)</b>	<b>33,1</b>
15 - 24 godine / 15-24 years	(21,1)	(26,3)	(31,7)	((6,1))	((8,8))	((11,5))	71,3	(66,5)	(63,7)
25 - 49	62,9	67,7	71,1	40,8	48,2	46,7	(35,1)	(28,7)	(34,3)
50 - 64	40,8	41,9	42,8	29,6	31,4	32,9	(27,6)	(25,0)	(23,1)
65+	•	((4,4))	•	•	((4,4))	•	–	–	•
15-64	47,3	50,7	53,5	30,3	34,9	35,4	35,9	(31,1)	33,9
20-64	52,0	54,7	57,9	33,7	38,1	39,0	35,1	(30,3)	32,7
25-34	70,2	68,6	73,5	42,7	(43,2)	(43,9)	(39,2)	(37,1)	(40,3)
15-74	41,0	44,2	45,3	26,4	30,8	30,2	35,5	(30,4)	33,3
65-74	•	((6,4))	•	•	((6,4))	•	–	–	•
	<b>Muški / Male</b>								
<b>Ukupno / Total</b>	<b>48,1</b>	<b>51,0</b>	<b>48,5</b>	<b>32,1</b>	<b>37,3</b>	<b>34,5</b>	<b>(33,3)</b>	<b>(26,9)</b>	<b>(28,9)</b>
15 - 24 godine / 15-24 years	(26,9)	(31,5)	(37,6)	•	((12,0))	((12,6))	72,1	(61,8)	(66,4)
25 - 49	73,4	80,1	79,1	50,0	59,6	57,6	(31,8)	(25,6)	(27,2)
50 - 64	56,2	57,5	52,1	41,1	45,1	41,9	(26,9)	(21,6)	((19,7))
65+	•	((8,2))	•	•	((8,2))	•	–	–	•
15-64	58,6	62,8	61,9	38,8	45,3	43,7	(33,9)	(27,8)	(29,4)
20-64	63,8	67,7	66,9	42,8	49,4	48,1	(32,9)	(27,0)	(28,0)
25-34	74,7	79,9	81,2	(45,7)	(49,1)	57,4	(38,9)	(38,6)	(29,2)
15-74	52,0	56,2	53,5	34,7	40,9	38,0	(33,4)	(27,1)	(28,9)
65-74	•	((11,1))	•	•	((11,1))	•	–	–	•
	<b>Ženski / Female</b>								
<b>Ukupno / Total</b>	<b>26,3</b>	<b>28,4</b>	<b>33,0</b>	<b>16,0</b>	<b>18,1</b>	<b>(20,1)</b>	<b>39,2</b>	<b>(36,2)</b>	<b>(39,0)</b>
15 - 24 godine / 15-24 years	((14,5))	((20,0))	((24,5))	•	•	•	(69,6)	(75,6)	((58,8))
25 - 49	51,1	54,3	62,4	30,5	(36,0)	(34,8)	(40,4)	(33,8)	(44,3)
50 - 64	(26,5)	27,4	(34,7)	(18,8)	(18,8)	(25,2)	(28,9)	(31,4)	(27,4)
65+	•	•	•	•	•	•	–	–	–
15-64	35,3	38,0	44,9	21,4	24,1	(26,9)	39,4	(36,7)	40,2
20-64	39,5	41,3	48,8	24,1	26,4	29,7	(38,9)	(36,0)	(39,2)
25-34	64,5	(56,0)	(64,0)	(39,0)	(36,6)	((27,3))	(39,6)	((34,6))	(57,4)
15-74	29,8	32,3	37,2	18,1	20,6	(22,5)	39,2	(36,2)	(39,6)
65-74	•	•	•	•	•	•	–	–	–



**4. Radno sposobno stanovništvo prema najvišoj završenoj školskoj spremi i spolu, BiH**  
**Working-age population by the highest level of education attained and sex, BiH**

(000)

	Ukupno			Muški			Ženski		
	Total			Male			Female		
	2014	2015	2016	2014	2015	2016	2014	2015	2016
<b>Ukupno / Total</b>	<b>2.565</b>	<b>2.579</b>	<b>2.489</b>	<b>1.242</b>	<b>1.259</b>	<b>1.208</b>	<b>1.324</b>	<b>1.320</b>	<b>1.281</b>
Osnovna škola i manje / Primary school and less	1.058	1.019	944	375	367	328	682	652	616
Srednja škola i specijalizacija / Secondary school and specialization	1.248	1.317	1.297	732	766	753	517	550	544
Viša, visoka škola, magisterij, doktorat / College, university, masters, doctoral degrees	259	244	248	135	125	127	125	118	121
Struktura / Structure (%)									
<b>Ukupno / Total</b>	<b>100,0</b>	<b>100,0</b>	<b>100,0</b>	<b>100,0</b>	<b>100,0</b>	<b>100,0</b>	<b>100,0</b>	<b>100,0</b>	<b>100,0</b>
Osnovna škola i manje / Primary school and less	41,2	39,5	37,9	30,2	29,1	27,1	51,6	49,4	48,1
Srednja škola i specijalizacija / Secondary school and specialization	48,7	51,1	52,1	58,9	60,9	62,4	39,0	41,7	42,4
Viša, visoka škola, magisterij, doktorat / College, university, masters, doctoral degrees	10,1	9,5	10,0	10,9	10,0	10,5	9,4	9,0	9,5

**4.1 Radno sposobno stanovništvo prema najvišoj završenoj školskoj spremi i spolu, F BiH**  
**Working-age population by the highest level of education attained and sex, F BiH**

(000)

	Ukupno			Muški			Ženski		
	Total			Male			Female		
	2014	2015	2016	2014	2015	2016	2014	2015	2016
<b>Ukupno / Total</b>	<b>1.642</b>	<b>1.645</b>	<b>1.573</b>	<b>792</b>	<b>802</b>	<b>760</b>	<b>850</b>	<b>843</b>	<b>813</b>
Osnovna škola i manje / Primary school and less	668	635	585	227	217	189	441	417	396
Srednja škola i specijalizacija / Secondary school and specialization	807	847	825	480	503	489	327	344	336
Viša, visoka škola, magisterij, doktorat / College, university, masters, doctoral degrees	167	163	163	85	82	82	82	82	81
Struktura / Structure (%)									
<b>Ukupno / Total</b>	<b>100,0</b>	<b>100,0</b>	<b>100,0</b>	<b>100,0</b>	<b>100,0</b>	<b>100,0</b>	<b>100,0</b>	<b>100,0</b>	<b>100,0</b>
Osnovna škola i manje / Primary school and less	40,7	38,6	37,2	28,7	27,1	24,9	51,8	49,5	48,6
Srednja škola i specijalizacija / Secondary school and specialization	49,2	51,5	52,5	60,6	62,7	64,4	38,5	40,8	41,4
Viša, visoka škola, magisterij, doktorat / College, university, masters, doctoral degrees	10,2	9,9	10,4	10,7	10,2	10,8	9,7	9,7	10,0

#### 4.2 Radno sposobno stanovništvo prema najvišoj završenoj školskoj spremi i spolu, RS Working-age population by the highest level of education attained and sex, RS

(000)

	Ukupno			Muški			Ženski		
	Total			Male			Female		
	2014	2015	2016	2014	2015	2016	2014	2015	2016
<b>Ukupno / Total</b>	<b>873</b>	<b>885</b>	<b>867</b>	<b>425</b>	<b>432</b>	<b>424</b>	<b>448</b>	<b>453</b>	<b>443</b>
Osnovna škola i manje / Primary school and less	365	360	335	137	140	129	228	220	206
Srednja škola i specijalizacija / Secondary school and specialization	419	449	451	240	252	252	179	198	199
Viša, visoka škola, magisterij, doktorat / College, university, masters, doctoral degrees	88	76	81	48	41	43	41	35	38
Struktura / Structure (%)									
<b>Ukupno / Total</b>	<b>100,0</b>	<b>100,0</b>	<b>100,0</b>	<b>100,0</b>	<b>100,0</b>	<b>100,0</b>	<b>100,0</b>	<b>100,0</b>	<b>100,0</b>
Osnovna škola i manje / Primary school and less	41,8	40,7	38,7	32,3	32,3	30,4	50,8	48,7	46,6
Srednja škola i specijalizacija / Secondary school and specialization	48,1	50,8	52,0	56,4	58,2	59,4	40,1	43,6	44,8
Viša, visoka škola, magisterij, doktorat / College, university, masters, doctoral degrees	10,1	8,6	9,3	11,2	9,5	10,1	9,1	7,7	8,6

#### 4.3 Radno sposobno stanovništvo prema najvišoj završenoj školskoj spremi i spolu, BD BiH Working-age population by the highest level of education attained and sex, BD BiH

(000)

	Ukupno			Muški			Ženski		
	Total			Male			Female		
	2014	2015	2016	2014	2015	2016	2014	2015	2016
<b>Ukupno / Total</b>	<b>51</b>	<b>49</b>	<b>49</b>	<b>25</b>	<b>24</b>	<b>24</b>	<b>26</b>	<b>25</b>	<b>25</b>
Osnovna škola i manje / Primary school and less	(25)	(24)	(24)	(10)	(10)	(10)	14	14	(14)
Srednja škola i specijalizacija / Secondary school and specialization	(22)	(21)	(21)	(12)	(12)	(12)	(10)	(9)	(9)
Viša, visoka škola, magisterij, doktorat / College, university, masters, doctoral degrees	(4)	(4)	(4)	(3)	(2)	(2)	(2)	(2)	(2)
Struktura / Structure (%)									
<b>Ukupno / Total</b>	<b>100,0</b>	<b>100,0</b>	<b>100,0</b>	<b>100,0</b>	<b>100,0</b>	<b>100,0</b>	<b>100,0</b>	<b>100,0</b>	<b>100,0</b>
Osnovna škola i manje / Primary school and less	48,8	49,1	48,7	41,8	40,8	40,7	55,6	57,3	56,4
Srednja škola i specijalizacija / Secondary school and specialization	42,7	41,9	43,1	47,9	49,0	50,7	37,6	34,9	35,9
Viša, visoka škola, magisterij, doktorat / College, university, masters, doctoral degrees	(8,5)	(9,0)	(8,2)	(10,3)	(10,2)	(8,7)	(6,7)	(7,8)	(7,7)

**5. Radna snaga prema najvišoj završenoj školskoj spremi i spolu, BiH**  
**Labor force by highest level of education attained and sex, BiH**

(000)

	Ukupno			Muški			Ženski		
	Total			Male			Female		
	2014	2015	2016	2014	2015	2016	2014	2015	2016
<b>Ukupno / Total</b>	<b>1.120</b>	<b>1.136</b>	<b>1.074</b>	<b>683</b>	<b>694</b>	<b>663</b>	<b>437</b>	<b>442</b>	<b>411</b>
Osnovna škola i manje / Primary school and less	201	201	177	111	118	100	90	83	77
Srednja škola i specijalizacija / Secondary school and specialization	728	758	718	477	490	476	251	267	242
Viša, visoka škola, magisterij, doktorat / College, university, masters, doctoral degrees	191	177	179	95	86	87	97	92	92
Struktura / Structure (%)									
<b>Ukupno / Total</b>	<b>100,0</b>	<b>100,0</b>	<b>100,0</b>	<b>100,0</b>	<b>100,0</b>	<b>100,0</b>	<b>100,0</b>	<b>100,0</b>	<b>100,0</b>
Osnovna škola i manje / Primary school and less	18,0	17,7	16,5	16,3	17,0	15,1	20,6	18,9	18,7
Srednja škola i specijalizacija / Secondary school and specialization	65,0	66,7	66,8	69,8	70,7	71,8	57,3	60,4	58,8
Viša, visoka škola, magisterij, doktorat / College, university, masters, doctoral degrees	17,1	15,6	16,7	13,9	12,3	13,1	22,1	20,7	22,4

**5.1 Radna snaga prema najvišoj završenoj školskoj spremi i spolu, F BiH**  
**Labor force by highest level of education attained and sex, F BiH**

(000)

	Ukupno			Muški			Ženski		
	Total			Male			Female		
	2014	2015	2016	2014	2015	2016	2014	2015	2016
<b>Ukupno / Total</b>	<b>691</b>	<b>700</b>	<b>645</b>	<b>428</b>	<b>433</b>	<b>405</b>	<b>264</b>	<b>267</b>	<b>240</b>
Osnovna škola i manje / Primary school and less	110	105	86	61	61	48	49	44	38
Srednja škola i specijalizacija / Secondary school and specialization	459	475	441	306	315	300	153	160	141
Viša, visoka škola, magisterij, doktorat / College, university, masters, doctoral degrees	122	120	118	60	57	58	62	63	61
Struktura / Structure (%)									
<b>Ukupno / Total</b>	<b>100,0</b>	<b>100,0</b>	<b>100,0</b>	<b>100,0</b>	<b>100,0</b>	<b>100,0</b>	<b>100,0</b>	<b>100,0</b>	<b>100,0</b>
Osnovna škola i manje / Primary school and less	15,9	15,0	13,3	14,4	14,0	11,8	18,5	16,5	15,7
Srednja škola i specijalizacija / Secondary school and specialization	66,4	67,9	68,4	71,5	72,7	74,0	58,0	60,1	58,9
Viša, visoka škola, magisterij, doktorat / College, university, masters, doctoral degrees	17,7	17,1	18,4	14,1	13,3	14,2	23,5	23,4	25,4

## 5.2 Radna snaga prema najvišoj završenoj školskoj spremi i spolu, RS Labor force by highest level of education attained and sex, RS

(000)

	Ukupno			Muški			Ženski		
	Total			Male			Female		
	2014	2015	2016	2014	2015	2016	2014	2015	2016
<b>Ukupno / Total</b>	<b>410</b>	<b>417</b>	<b>409</b>	<b>243</b>	<b>248</b>	<b>246</b>	<b>167</b>	<b>168</b>	<b>163</b>
Osnovna škola i manje / Primary school and less	87	91	86	47	54	49	40	37	37
Srednja škola i specijalizacija / Secondary school and specialization	258	271	265	164	168	169	94	103	96
Viša, visoka škola, magisterij, doktorat / College, university, masters, doctoral degrees	66	54	58	33	26	28	33	28	30
Struktura / Structure (%)									
<b>Ukupno / Total</b>	<b>100,0</b>	<b>100,0</b>	<b>100,0</b>	<b>100,0</b>	<b>100,0</b>	<b>100,0</b>	<b>100,0</b>	<b>100,0</b>	<b>100,0</b>
Osnovna škola i manje / Primary school and less	21,1	21,9	21,0	19,3	21,6	19,8	23,9	22,3	22,8
Srednja škola i specijalizacija / Secondary school and specialization	62,8	65,1	64,8	67,4	67,8	68,8	56,2	61,2	58,8
Viša, visoka škola, magisterij, doktorat / College, university, masters, doctoral degrees	16,0	13,0	14,2	13,4	10,7	11,4	19,9	16,5	18,4

## 5.3 Radno sposobno stanovništvo prema najvišoj završenoj školskoj spremi i spolu, BD BiH Working-age population by the highest level of education attained and sex, BD BiH

(000)

	Ukupno			Muški			Ženski		
	Total			Male			Female		
	2014	2015	2016	2014	2015	2016	2014	2015	2016
<b>Ukupno / Total</b>	<b>19</b>	<b>19</b>	<b>(20)</b>	<b>12</b>	<b>12</b>	<b>(12)</b>	<b>7</b>	<b>7</b>	<b>(8)</b>
Osnovna škola i manje / Primary school and less	(5)	(6)	(5)	(3)	(4)	(3)	((1))	((2))	((2))
Srednja škola i specijalizacija / Secondary school and specialization	11	11	(12)	(7)	(7)	(7)	(4)	(4)	(5)
Viša, visoka škola, magisterij, doktorat / College, university, masters, doctoral degrees	(3)	(3)	(3)	(2)	(2)	(1)	(1)	(1)	(2)
Struktura / Structure (%)									
<b>Ukupno / Total</b>	<b>100,0</b>	<b>100,0</b>	<b>100,0</b>	<b>100,0</b>	<b>100,0</b>	<b>100,0</b>	<b>100,0</b>	<b>100,0</b>	<b>100,0</b>
Osnovna škola i manje / Primary school and less	(24,5)	(28,3)	26,5	(26,5)	(29,2)	(27,8)	(21,1)	(26,9)	(24,5)
Srednja škola i specijalizacija / Secondary school and specialization	59,5	55,9	58,9	58,8	56,9	60,3	60,7	54,0	56,9
Viša, visoka škola, magisterij, doktorat / College, university, masters, doctoral degrees	(15,9)	(15,8)	(14,6)	(14,7)	(13,9)	(11,8)	(18,2)	(19,1)	(18,6)

**6. Zaposleni prema statusu u zaposlenosti i spolu, BiH**  
**Persons in employment by employment status and sex, BiH**

(000)

	Ukupno			Muški			Ženski		
	Total			Male			Female		
	2014	2015	2016	2014	2015	2016	2014	2015	2016
<b>Zaposleni / Person in employment</b>	<b>812</b>	<b>822</b>	<b>801</b>	<b>511</b>	<b>515</b>	<b>514</b>	<b>301</b>	<b>307</b>	<b>288</b>
Zaposlenici / Employees	625	623	606	391	383	384	234	240	222
Samozaposlenici / Self-employed	155	170	169	112	123	121	43	47	48
Neplaćeni pomažući članovi / Unpaid family workers	(32)	(29)	(27)	(9)	(9)	(9)	(24)	(20)	(18)
Struktura / Structure (%)									
<b>Zaposleni / Person in employment</b>	<b>100,0</b>	<b>100,0</b>	<b>100,0</b>	<b>100,0</b>	<b>100,0</b>	<b>100,0</b>	<b>100,0</b>	<b>100,0</b>	<b>100,0</b>
Zaposlenici / Employees	77,0	75,8	75,6	76,5	74,3	74,7	77,7	78,2	77,2
Samozaposlenici / Self-employed	19,1	20,7	21,1	21,8	23,9	23,6	14,4	15,2	16,5
Neplaćeni pomažući članovi / Unpaid family workers	(4,0)	(3,5)	(3,3)	(1,7)	(1,7)	(1,7)	(7,9)	(6,6)	(6,3)

**6.1 Zaposleni prema statusu u zaposlenosti i spolu, F BiH**  
**Persons in employment by employment status and sex, F BiH**

(000)

	Ukupno			Muški			Ženski		
	Total			Male			Female		
	2014	2015	2016	2014	2015	2016	2014	2015	2016
<b>Zaposleni / Person in employment</b>	<b>495</b>	<b>496</b>	<b>480</b>	<b>317</b>	<b>316</b>	<b>313</b>	<b>178</b>	<b>181</b>	<b>167</b>
Zaposlenici / Employees	413	409	394	261	255	250	152	155	144
Samozaposlenici / Self-employed	74	77	77	54	57	59	20	(20)	(18)
Neplaćeni pomažući članovi / Unpaid family workers	((8))	(10)	((8))	•	((4))	((3))	((5))	((6))	((5))
Struktura / Structure (%)									
<b>Zaposleni / Person in employment</b>	<b>100,0</b>	<b>100,0</b>	<b>100,0</b>	<b>100,0</b>	<b>100,0</b>	<b>100,0</b>	<b>100,0</b>	<b>100,0</b>	<b>100,0</b>
Zaposlenici / Employees	83,4	82,5	82,2	82,1	80,7	80,1	85,8	85,7	86,1
Samozaposlenici / Self-employed	15,0	15,5	16,1	17,1	18,0	18,9	11,3	11,2	10,8
Neplaćeni pomažući članovi / Unpaid family workers	((1,6))	(2,0)	((1,7))	•	((1,3))	((1,0))	((3,0))	((3,2))	((3,1))

**6.2 Zaposleni prema statusu u zaposlenosti i spolu, RS**  
**Persons in employment by employment status and sex, RS**

(000)

	Ukupno			Muški			Ženski		
	Total			Male			Female		
	2014	2015	2016	2014	2015	2016	2014	2015	2016
<b>Zaposleni / Person in employment</b>	<b>305</b>	<b>312</b>	<b>308</b>	<b>186</b>	<b>190</b>	<b>193</b>	<b>119</b>	<b>122</b>	<b>115</b>
Zaposlenici / Employees	203	205	203	124	123	129	78	82	74
Samozaposlenici / Self-employed	78	89	86	55	63	59	(23)	(26)	(28)
Neplaćeni pomažući članovi / Unpaid family workers	(24)	(18)	(18)	(6)	((5))	(5)	(18)	(14)	(13)
Struktura / Structure (%)									
<b>Zaposleni / Person in employment</b>	<b>100,0</b>	<b>100,0</b>	<b>100,0</b>	<b>100,0</b>	<b>100,0</b>	<b>100,0</b>	<b>100,0</b>	<b>100,0</b>	<b>100,0</b>
Zaposlenici / Employees	66,5	65,6	66,0	67,1	64,4	66,8	65,6	67,5	64,6
Samozaposlenici / Self-employed	25,5	28,5	28,1	29,6	33,2	30,4	19,0	21,2	24,2
Neplaćeni pomažući članovi / Unpaid family workers	(8,0)	(5,9)	(6,0)	(3,3)	((2,4))	(2,8)	(15,4)	(11,3)	(11,3)

**6.3 Zaposleni prema statusu u zaposlenosti i spolu, BD BiH**  
**Persons in employment by employment status and sex, BD BiH**

(000)

	Ukupno			Muški			Ženski		
	Total			Male			Female		
	2014	2015	2016	2014	2015	2016	2014	2015	2016
<b>Zaposleni / Person in employment</b>	<b>12</b>	<b>(14)</b>	<b>(13)</b>	<b>(8)</b>	<b>(9)</b>	<b>(8)</b>	<b>(4)</b>	<b>(4)</b>	<b>(5)</b>
Zaposlenici / Employees	(9)	(9)	(8)	(6)	(5)	(5)	(3)	(3)	(3)
Samozaposlenici / Self-employed	(3)	(4)	(5)	(2)	(3)	(4)	((1))	(1)	((2))
Neplaćeni pomažući članovi / Unpaid family workers	•	((1))	–	–	•	–	•	•	–
Struktura / Structure (%)									
<b>Zaposleni / Person in employment</b>	<b>100,0</b>	<b>100,0</b>	<b>100,0</b>	<b>100,0</b>	<b>100,0</b>	<b>100,0</b>	<b>100,0</b>	<b>100,0</b>	<b>100,0</b>
Zaposlenici / Employees	74,7	63,1	61,3	71,1	60,3	57,5	81,9	68,6	67,5
Samozaposlenici / Self-employed	(24,6)	30,1	(38,7)	(28,9)	36,5	(42,5)	((16,3))	(17,0)	(32,5)
Neplaćeni pomažući članovi / Unpaid family workers	•	((6,9))	–	–	((3,1))	–	•	((14,4))	–

**7. Zaposleni prema grupama područja djelatnosti<sup>1)</sup> i spolu, BiH**  
**Persons in employment by groups of sections of economic activities <sup>1)</sup> and sex, BiH**

(000)

	Ukupno			Muški			Ženski		
	Total			Male			Female		
	2014	2015	2016	2014	2015	2016	2014	2015	2016
<b>Ukupno / Total</b>	<b>812</b>	<b>822</b>	<b>801</b>	<b>511</b>	<b>515</b>	<b>514</b>	<b>301</b>	<b>307</b>	<b>288</b>
Poljoprivredne / Agriculture	139	147	144	86	95	93	53	52	51
Nepoljoprivredne / Industry	244	242	251	195	188	199	48	54	51
Uslužne djelatnosti / Services	430	432	407	230	232	221	200	201	185
Struktura / Structure (%)									
<b>Ukupno / Total</b>	<b>100,0</b>	<b>100,0</b>	<b>100,0</b>	<b>100,0</b>	<b>100,0</b>	<b>100,0</b>	<b>100,0</b>	<b>100,0</b>	<b>100,0</b>
Poljoprivredne / Agriculture	17,1	17,9	18,0	16,8	18,5	18,1	17,5	16,8	17,7
Nepoljoprivredne / Industry	30,0	29,5	31,3	38,2	36,5	38,8	16,1	17,7	17,8
Uslužne djelatnosti / Services	52,9	52,6	50,8	45,0	45,0	43,1	66,4	65,5	64,5

<sup>1)</sup> grupe područja djelatnosti (NACE Rev. 2): poljoprivredne (A), nepoljoprivredne (B,C,D,E,F), uslužne (G,H,I,J,K,L,M,N,O,P,Q,R,S,T,U) / groups of activity's section(NACE Rev. 2): agriculture (A),industry (B,C,D,E,F), services (G,H,I,J,K,L,M,N,O,P,Q,R,S,T,U)

**7.1 Zaposleni prema grupama područja djelatnosti<sup>1)</sup> i spolu, F BiH**  
**Persons in employment by groups of sections of economic activities <sup>1)</sup> and sex, F BiH**

(000)

	Ukupno			Muški			Ženski		
	Total			Male			Female		
	2014	2015	2016	2014	2015	2016	2014	2015	2016
<b>Ukupno / Total</b>	<b>495</b>	<b>496</b>	<b>480</b>	<b>317</b>	<b>316</b>	<b>313</b>	<b>178</b>	<b>181</b>	<b>167</b>
Poljoprivredne / Agriculture	(44)	53	51	(30)	36	37	(15)	(16)	(14)
Nepoljoprivredne / Industry	169	162	164	136	127	131	32	35	33
Uslužne djelatnosti / Services	282	282	265	152	152	145	131	130	120
Struktura / Structure (%)									
<b>Ukupno / Total</b>	<b>100,0</b>	<b>100,0</b>	<b>100,0</b>	<b>100,0</b>	<b>100,0</b>	<b>100,0</b>	<b>100,0</b>	<b>100,0</b>	<b>100,0</b>
Poljoprivredne / Agriculture	9,0	10,6	10,6	(9,3)	11,5	11,8	(8,3)	(9,1)	(8,5)
Nepoljoprivredne / Industry	34,0	32,6	34,2	43,0	40,3	42,0	18,1	19,2	19,6
Uslužne djelatnosti / Services	57,0	56,8	55,2	47,7	48,2	46,2	73,6	71,8	71,9

<sup>1)</sup> grupe područja djelatnosti (NACE Rev. 2): poljoprivredne (A), nepoljoprivredne (B,C,D,E,F), uslužne (G,H,I,J,K,L,M,N,O,P,Q,R,S,T,U) / groups of activity's section(NACE Rev. 2): agriculture (A),industry (B,C,D,E,F), services (G,H,I,J,K,L,M,N,O,P,Q,R,S,T,U)

**7.2 Zaposleni prema grupama područja djelatnosti<sup>1)</sup> i spolu, RS**  
**Persons in employment by groups of sections of economic activities <sup>1)</sup> and sex, RS**

(000)

	Ukupno			Muški			Ženski		
	Total			Male			Female		
	2014	2015	2016	2014	2015	2016	2014	2015	2016
<b>Ukupno / Total</b>	<b>305</b>	<b>312</b>	<b>308</b>	<b>186</b>	<b>190</b>	<b>193</b>	<b>119</b>	<b>122</b>	<b>115</b>
Poljoprivredne / Agriculture	93	91	89	55	56	54	38	34	(36)
Nepoljoprivredne / Industry	72	78	84	57	58	66	(16)	19	18
Uslužne djelatnosti / Services	140	143	135	74	76	73	66	68	62
Struktura / Structure (%)									
<b>Ukupno / Total</b>	<b>100,0</b>	<b>100,0</b>	<b>100,0</b>	<b>100,0</b>	<b>100,0</b>	<b>100,0</b>	<b>100,0</b>	<b>100,0</b>	<b>100,0</b>
Poljoprivredne / Agriculture	30,4	29,1	29,0	29,6	29,7	27,8	31,6	28,2	30,9
Nepoljoprivredne / Industry	23,8	24,9	27,2	30,5	30,6	34,2	13,3	16,0	15,4
Uslužne djelatnosti / Services	45,8	46,0	43,8	39,8	39,7	37,9	55,1	55,8	53,6

<sup>1)</sup> grupe područja djelatnosti (NACE Rev. 2): poljoprivredne (A), nepoljoprivredne (B,C,D,E,F), uslužne (G,H,I,J,K,L,M,N,O,P,Q,R,S,T,U) / groups of activity's section(NACE Rev. 2): agriculture (A),industry (B,C,D,E,F), services (G,H,I,J,K,L,M,N,O,P,Q,R,S,T,U)

**7.3 Zaposleni prema grupama područja djelatnosti<sup>1)</sup> i spolu, BD BiH**  
**Persons in employment by groups of sections of economic activities <sup>1)</sup> and sex, BD BiH**

(000)

	Ukupno			Muški			Ženski		
	Total			Male			Female		
	2014	2015	2016	2014	2015	2016	2014	2015	2016
<b>Ukupno / Total</b>	<b>12</b>	<b>(14)</b>	<b>(13)</b>	<b>(8)</b>	<b>(9)</b>	<b>(8)</b>	<b>(4)</b>	<b>(4)</b>	<b>(5)</b>
Poljoprivredne / Agriculture	((2))	(3)	((4))	((1))	(3)	((2))	•	((1))	•
Nepoljoprivredne / Industry	(3)	(3)	(3)	(2)	(2)	(2)	((0,4))	((0,4))	((1))
Uslužne djelatnosti / Services	8	(7)	7	(4)	(4)	(4)	(4)	(3)	3
Struktura / Structure (%)									
<b>Ukupno / Total</b>	<b>100,0</b>	<b>100,0</b>	<b>100,0</b>	<b>100,0</b>	<b>100,0</b>	<b>100,0</b>	<b>100,0</b>	<b>100,0</b>	<b>100,0</b>
Poljoprivredne / Agriculture	((13,8))	(24,6)	(27,6)	((17,9))	(27,7)	(30,3)	•	((18,4))	((23,0))
Nepoljoprivredne / Industry	(21,6)	20,7	(20,7)	(28,3)	26,9	(25,7)	((8,6))	((8,4))	(12,5)
Uslužne djelatnosti / Services	64,5	54,6	51,7	53,8	45,4	(44,0)	85,5	73,2	64,5

<sup>1)</sup> grupe područja djelatnosti (NACE Rev. 2): poljoprivredne (A), nepoljoprivredne (B,C,D,E,F), uslužne (G,H,I,J,K,L,M,N,O,P,Q,R,S,T,U) / groups of activity's section(NACE Rev. 2): agriculture (A),industry (B,C,D,E,F), services (G,H,I,J,K,L,M,N,O,P,Q,R,S,T,U)



**8. Zaposleni sa punim i kraćim od punoga radnog vremena prema grupama područja djelatnosti<sup>1)</sup> i spolu, BiH**  
**Persons in employment - full time or part time - by groups of sections of economic activities <sup>1)</sup> and sex, BiH**

(000)

	Ukupno			Muški			Ženski		
	Total			Male			Female		
	2014	2015	2016	2014	2015	2016	2014	2015	2016
<b>Ukupno / Total</b>	<b>812</b>	<b>822</b>	<b>801</b>	<b>511</b>	<b>515</b>	<b>514</b>	<b>301</b>	<b>307</b>	<b>288</b>
Puno radno vrijeme / Full time	749	763	746	475	481	484	273	282	262
Kraće od punog radnog vremena / Part time	63	59	55	36	34	29	28	25	25
<b>Poljoprivredne djelatnosti / Agriculture</b>	<b>139</b>	<b>147</b>	<b>144</b>	<b>86</b>	<b>95</b>	<b>93</b>	<b>53</b>	<b>52</b>	<b>51</b>
Puno radno vrijeme / Full time	105	118	116	69	79	79	36	40	37
Kraće od punog radnog vremena / Part time	(33)	(28)	(28)	(17)	(17)	(14)	(17)	(12)	(14)
<b>Nepoljoprivredne djelatnosti / Industry</b>	<b>244</b>	<b>242</b>	<b>251</b>	<b>195</b>	<b>188</b>	<b>199</b>	<b>48</b>	<b>54</b>	<b>51</b>
Puno radno vrijeme / Full time	233	233	242	186	180	192	47	52	49
Kraće od punog radnog vremena / Part time	(11)	(10)	(9)	(10)	(8)	(7)	•	((2))	((2))
<b>Uslužne djelatnosti / Services</b>	<b>430</b>	<b>432</b>	<b>407</b>	<b>230</b>	<b>232</b>	<b>221</b>	<b>200</b>	<b>201</b>	<b>185</b>
Puno radno vrijeme / Full time	411	412	389	221	222	213	190	190	176
Kraće od punog radnog vremena / Part time	(19)	(21)	(17)	(9)	(10)	(8)	(10)	(11)	(9)
Struktura / Structure (%)									
<b>Ukupno / Total</b>	<b>100,0</b>	<b>100,0</b>	<b>100,0</b>	<b>100,0</b>	<b>100,0</b>	<b>100,0</b>	<b>100,0</b>	<b>100,0</b>	<b>100,0</b>
Puno radno vrijeme / Full time	92,2	92,8	93,2	93,0	93,4	94,3	90,8	92,0	91,2
Kraće od punog radnog vremena / Part time	7,8	7,2	6,8	7,0	6,6	5,7	9,2	8,0	8,8
<b>Poljoprivredne djelatnosti / Agriculture</b>	<b>100,0</b>	<b>100,0</b>	<b>100,0</b>	<b>100,0</b>	<b>100,0</b>	<b>100,0</b>	<b>100,0</b>	<b>100,0</b>	<b>100,0</b>
Puno radno vrijeme / Full time	75,9	80,6	80,3	80,3	82,6	84,8	68,6	77,0	72,0
Kraće od punog radnog vremena / Part time	(24,1)	19,4	(19,7)	(19,7)	(17,4)	(15,2)	(31,4)	(23,0)	(28,0)
<b>Nepoljoprivredne djelatnosti / Industry</b>	<b>100,0</b>	<b>100,0</b>	<b>100,0</b>	<b>100,0</b>	<b>100,0</b>	<b>100,0</b>	<b>100,0</b>	<b>100,0</b>	<b>100,0</b>
Puno radno vrijeme / Full time	95,5	96,0	96,5	95,0	96,0	96,5	97,2	96,1	96,3
Kraće od punog radnog vremena / Part time	(4,5)	(4,0)	(3,5)	(5,0)	(4,0)	(3,5)	•	((3,9))	((3,7))
<b>Uslužne djelatnosti / Services</b>	<b>100,0</b>	<b>100,0</b>	<b>100,0</b>	<b>100,0</b>	<b>100,0</b>	<b>100,0</b>	<b>100,0</b>	<b>100,0</b>	<b>100,0</b>
Puno radno vrijeme / Full time	95,6	95,2	95,7	96,0	95,7	96,2	95,1	94,7	95,1
Kraće od punog radnog vremena / Part time	4,4	4,8	4,3	(4,0)	(4,3)	(3,8)	(4,9)	(5,3)	(4,9)

<sup>1)</sup> grupe područja djelatnosti (NACE Rev. 2): poljoprivredne (A), nepoljoprivredne (B,C,D,E,F), uslužne (G,H,I,J,K,L,M,N,O,P,Q,R,S,T,U) / groups of activity's section(NACE Rev. 2): agriculture (A),industry (B,C,D,E,F), services (G,H,I,J,K,L,M,N,O,P,Q,R,S,T,U)

**8.1 Zaposleni sa punim i kraćim od punoga radnog vremena prema grupama područja djelatnosti<sup>1)</sup> i spolu, F BiH**  
**Persons in employment - full time or part time - by groups of sections of economic activities <sup>1)</sup> and sex, F BiH**

(000)

	Ukupno			Muški			Ženski		
	Total			Male			Female		
	2014	2015	2016	2014	2015	2016	2014	2015	2016
<b>Ukupno / Total</b>	<b>495</b>	<b>496</b>	<b>480</b>	<b>317</b>	<b>316</b>	<b>313</b>	<b>178</b>	<b>181</b>	<b>167</b>
Puno radno vrijeme / Full time	460	460	446	296	295	293	164	165	153
Kraće od punog radnog vremena / Part time	(35)	36	(34)	(22)	(21)	(19)	(13)	(15)	(15)
<b>Poljoprivredne djelatnosti / Agriculture</b>	<b>(44)</b>	<b>53</b>	<b>51</b>	<b>(30)</b>	<b>36</b>	<b>37</b>	<b>(15)</b>	<b>(16)</b>	<b>(14)</b>
Puno radno vrijeme / Full time	(31)	(38)	34	(21)	(27)	28	(10)	(11)	(7)
Kraće od punog radnog vremena / Part time	((13))	(15)	(17)	((8))	(9)	(9)	((5))	((6))	((8))
<b>Nepoljoprivredne djelatnosti / Industry</b>	<b>169</b>	<b>162</b>	<b>164</b>	<b>136</b>	<b>127</b>	<b>131</b>	<b>32</b>	<b>35</b>	<b>33</b>
Puno radno vrijeme / Full time	161	155	158	130	122	127	31	33	31
Kraće od punog radnog vremena / Part time	(7)	(6)	(6)	(6)	(5)	((4))	•	•	((2))
<b>Uslužne djelatnosti / Services</b>	<b>282</b>	<b>282</b>	<b>265</b>	<b>152</b>	<b>152</b>	<b>145</b>	<b>131</b>	<b>130</b>	<b>120</b>
Puno radno vrijeme / Full time	268	267	254	144	145	139	123	122	115
Kraće od punog radnog vremena / Part time	(14)	(15)	(11)	(7)	(7)	(6)	(7)	(8)	(5)
<b>Struktura / Structure (%)</b>									
<b>Ukupno / Total</b>	<b>100,0</b>	<b>100,0</b>	<b>100,0</b>	<b>100,0</b>	<b>100,0</b>	<b>100,0</b>	<b>100,0</b>	<b>100,0</b>	<b>100,0</b>
Puno radno vrijeme / Full time	92,9	92,7	92,9	93,1	93,4	93,8	92,5	91,5	91,3
Kraće od punog radnog vremena / Part time	7,1	7,3	(7,1)	(6,9)	(6,6)	(6,2)	(7,5)	(8,5)	(8,7)
<b>Poljoprivredne djelatnosti / Agriculture</b>	<b>100,0</b>	<b>100,0</b>	<b>100,0</b>	<b>100,0</b>	<b>100,0</b>	<b>100,0</b>	<b>100,0</b>	<b>100,0</b>	<b>100,0</b>
Puno radno vrijeme / Full time	69,8	71,9	67,3	71,5	75,2	75,2	66,3	64,5	(47,0)
Kraće od punog radnog vremena / Part time	(30,2)	(28,1)	(32,7)	(28,5)	(24,8)	(24,8)	(33,7)	(35,5)	(53,0)
<b>Nepoljoprivredne djelatnosti / Industry</b>	<b>100,0</b>	<b>100,0</b>	<b>100,0</b>	<b>100,0</b>	<b>100,0</b>	<b>100,0</b>	<b>100,0</b>	<b>100,0</b>	<b>100,0</b>
Puno radno vrijeme / Full time	95,7	96,1	96,3	95,5	96,3	96,6	96,6	95,5	95,1
Kraće od punog radnog vremena / Part time	(4,3)	(3,9)	(3,7)	(4,5)	(3,7)	((3,4))	•	•	((4,9))
<b>Uslužne djelatnosti / Services</b>	<b>100,0</b>	<b>100,0</b>	<b>100,0</b>	<b>100,0</b>	<b>100,0</b>	<b>100,0</b>	<b>100,0</b>	<b>100,0</b>	<b>100,0</b>
Puno radno vrijeme / Full time	94,9	94,6	95,7	95,3	95,2	96,0	94,4	93,9	95,5
Kraće od punog radnog vremena / Part time	(5,1)	(5,4)	(4,3)	(4,7)	(4,8)	(4,0)	(5,6)	(6,1)	(4,5)

<sup>1)</sup> grupe područja djelatnosti (NACE Rev. 2): poljoprivredne (A), nepoljoprivredne (B,C,D,E,F), uslužne (G,H,I,J,K,L,M,N,O,P,Q,R,S,T,U) / groups of activity's section(NACE Rev. 2): agriculture (A),industry (B,C,D,E,F), services (G,H,I,J,K,L,M,N,O,P,Q,R,S,T,U)

**8.2 Zaposleni sa punim i kraćim od punoga radnog vremena prema grupama područja djelatnosti<sup>1)</sup> i spolu, RS**  
**Persons in employment - full time or part time - by groups of sections of economic activities <sup>1)</sup> and sex, RS**

(000)

	Ukupno			Muški			Ženski		
	Total			Male			Female		
	2014	2015	2016	2014	2015	2016	2014	2015	2016
<b>Ukupno / Total</b>	<b>305</b>	<b>312</b>	<b>308</b>	<b>186</b>	<b>190</b>	<b>193</b>	<b>119</b>	<b>122</b>	<b>115</b>
Puno radno vrijeme / Full time	277	290	288	172	178	183	105	112	105
Kraće od punog radnog vremena / Part time	(28)	(21)	(20)	(14)	(12)	(10)	(14)	(9)	(10)
<b>Poljoprivredne djelatnosti / Agriculture</b>	<b>93</b>	<b>91</b>	<b>89</b>	<b>55</b>	<b>56</b>	<b>54</b>	<b>38</b>	<b>34</b>	<b>(36)</b>
Puno radno vrijeme / Full time	73	78	78	47	49	49	(26)	(28)	(29)
Kraće od punog radnog vremena / Part time	(20)	(13)	(12)	(8)	(7)	(5)	(12)	(6)	(7)
<b>Nepoljoprivredne djelatnosti / Industry</b>	<b>72</b>	<b>78</b>	<b>84</b>	<b>57</b>	<b>58</b>	<b>66</b>	<b>(16)</b>	<b>19</b>	<b>18</b>
Puno radno vrijeme / Full time	69	75	81	53	56	64	(16)	(19)	18
Kraće od punog radnog vremena / Part time	((4))	((3))	((3))	((3))	•	((2))	•	•	•
<b>Uslužne djelatnosti / Services</b>	<b>140</b>	<b>143</b>	<b>135</b>	<b>74</b>	<b>76</b>	<b>73</b>	<b>66</b>	<b>68</b>	<b>62</b>
Puno radno vrijeme / Full time	136	138	129	72	73	71	63	65	58
Kraće od punog radnog vremena / Part time	(4)	(5)	(6)	•	((3))	((2))	((2))	((3))	((3))
Struktura / Structure (%)									
<b>Ukupno / Total</b>	<b>100,0</b>	<b>100,0</b>	<b>100,0</b>	<b>100,0</b>	<b>100,0</b>	<b>100,0</b>	<b>100,0</b>	<b>100,0</b>	<b>100,0</b>
Puno radno vrijeme / Full time	90,9	93,2	93,5	92,6	93,5	94,9	88,1	92,6	91,0
Kraće od punog radnog vremena / Part time	(9,1)	(6,8)	6,5	(7,4)	(6,5)	(5,1)	(11,9)	(7,4)	(9,0)
<b>Poljoprivredne djelatnosti / Agriculture</b>	<b>100,0</b>	<b>100,0</b>	<b>100,0</b>	<b>100,0</b>	<b>100,0</b>	<b>100,0</b>	<b>100,0</b>	<b>100,0</b>	<b>100,0</b>
Puno radno vrijeme / Full time	78,4	85,6	87,0	84,7	87,3	90,8	69,3	83,0	81,3
Kraće od punog radnog vremena / Part time	(21,6)	(14,4)	(13,0)	(15,3)	(12,7)	(9,2)	(30,7)	(17,0)	(18,7)
<b>Nepoljoprivredne djelatnosti / Industry</b>	<b>100,0</b>	<b>100,0</b>	<b>100,0</b>	<b>100,0</b>	<b>100,0</b>	<b>100,0</b>	<b>100,0</b>	<b>100,0</b>	<b>100,0</b>
Puno radno vrijeme / Full time	94,9	96,0	96,7	93,9	95,6	96,3	98,5	97,1	98,5
Kraće od punog radnog vremena / Part time	(5,1)	((4,0))	((3,3))	((6,1))	((4,4))	((3,7))	•	•	•
<b>Uslužne djelatnosti / Services</b>	<b>100,0</b>	<b>100,0</b>	<b>100,0</b>	<b>100,0</b>	<b>100,0</b>	<b>100,0</b>	<b>100,0</b>	<b>100,0</b>	<b>100,0</b>
Puno radno vrijeme / Full time	97,0	96,4	95,7	97,5	96,7	96,7	96,4	96,1	94,4
Kraće od punog radnog vremena / Part time	(3,0)	(3,6)	(4,3)	((2,5))	((3,3))	((3,3))	((3,6))	((3,9))	(5,6)

<sup>1)</sup> grupe područja djelatnosti (NACE Rev. 2): poljoprivredne (A), nepoljoprivredne (B,C,D,E,F), uslužne (G,H,I,J,K,L,M,N,O,P,Q,R,S,T,U) / groups of activity's section(NACE Rev. 2): agriculture (A),industry (B,C,D,E,F), services (G,H,I,J,K,L,M,N,O,P,Q,R,S,T,U)

**8.3 Zaposleni sa punim i kraćim od punoga radnog vremena prema grupama područja djelatnosti<sup>1)</sup> i spolu, BD BiH**  
**Persons in employment - full time or part time - by groups of sections of economic activities <sup>1)</sup> and sex, BD BiH**

(000)

	Ukupno			Muški			Ženski		
	Total			Male			Female		
	2014	2015	2016	2014	2015	2016	2014	2015	2016
<b>Ukupno / Total</b>	<b>12</b>	<b>(14)</b>	<b>(13)</b>	<b>(8)</b>	<b>(9)</b>	<b>(8)</b>	<b>(4)</b>	<b>(4)</b>	<b>(5)</b>
Puno radno vrijeme / Full time	12	12	(13)	(8)	8	(8)	(4)	(4)	(5)
Kraće od punog radnog vremena / Part time	((0,3))	((1))	•	((0,2))	((1))	•	•	•	•
<b>Poljoprivredne djelatnosti / Agriculture</b>	<b>((2))</b>	<b>(3)</b>	<b>((4))</b>	<b>((1))</b>	<b>(3)</b>	<b>((2))</b>	<b>•</b>	<b>((1))</b>	<b>•</b>
Puno radno vrijeme / Full time	((2))	(3)	((4))	((1))	(2)	((2))	•	((1))	•
Kraće od punog radnog vremena / Part time	•	•	•	•	•	•	—	•	•
<b>Nepoljoprivredne djelatnosti / Industry</b>	<b>(3)</b>	<b>(3)</b>	<b>(3)</b>	<b>(2)</b>	<b>(2)</b>	<b>(2)</b>	<b>((0,4))</b>	<b>((0,4))</b>	<b>((1))</b>
Puno radno vrijeme / Full time	(3)	(3)	(3)	(2)	(2)	(2)	•	((0,4))	((1))
Kraće od punog radnog vremena / Part time	•	•	•	•	•	•	•	—	—
<b>Uslužne djelatnosti / Services</b>	<b>8</b>	<b>(7)</b>	<b>7</b>	<b>(4)</b>	<b>(4)</b>	<b>(4)</b>	<b>(4)</b>	<b>(3)</b>	<b>3</b>
Puno radno vrijeme / Full time	8	(7)	(7)	(4)	(4)	(3)	(3)	(3)	(3)
Kraće od punog radnog vremena / Part time	•	•	•	•	•	•	•	•	•
<b>Struktura / Structure (%)</b>									
<b>Ukupno / Total</b>	<b>100,0</b>	<b>100,0</b>	<b>100,0</b>	<b>100,0</b>	<b>100,0</b>	<b>100,0</b>	<b>100,0</b>	<b>100,0</b>	<b>100,0</b>
Puno radno vrijeme / Full time	97,1	91,1	96,7	96,9	89,9	97,4	97,6	93,6	95,6
Kraće od punog radnog vremena / Part time	((2,9))	((8,9))	•	((3,1))	((10,1))	•	•	((6,4))	•
<b>Poljoprivredne djelatnosti / Agriculture</b>	<b>100,0</b>	<b>100,0</b>	<b>100,0</b>	<b>100,0</b>	<b>100,0</b>	<b>100,0</b>	<b>100,0</b>	<b>100,0</b>	<b>100,0</b>
Puno radno vrijeme / Full time	95,6	81,6	97,6	94,8	83,1	98,8	100,0	77,2	94,9
Kraće od punog radnog vremena / Part time	•	((18,4))	•	•	((16,9))	•	—	((22,8))	•
<b>Nepoljoprivredne djelatnosti / Industry</b>	<b>100,0</b>	<b>100,0</b>	<b>100,0</b>	<b>100,0</b>	<b>100,0</b>	<b>100,0</b>	<b>100,0</b>	<b>100,0</b>	<b>100,0</b>
Puno radno vrijeme / Full time	97,1	91,3	98,8	97,8	90,0	98,5	92,8	100,0	100,0
Kraće od punog radnog vremena / Part time	•	•	•	•	•	•	•	—	—
<b>Uslužne djelatnosti / Services</b>	<b>100,0</b>	<b>100,0</b>	<b>100,0</b>	<b>100,0</b>	<b>100,0</b>	<b>100,0</b>	<b>100,0</b>	<b>100,0</b>	<b>100,0</b>
Puno radno vrijeme / Full time	97,5	95,3	95,4	97,1	94,0	95,9	97,9	97,0	94,9
Kraće od punog radnog vremena / Part time	•	•	•	•	•	•	•	•	•

<sup>1)</sup> grupe područja djelatnosti (NACE Rev. 2): poljoprivredne (A), nepoljoprivredne (B,C,D,E,F), uslužne (G,H,I,J,K,L,M,N,O,P,Q,R,S,T,U) / groups of activity's section(NACE Rev. 2): agriculture (A),industry (B,C,D,E,F), services (G,H,I,J,K,L,M,N,O,P,Q,R,S,T,U)

**9. Zaposleni prema najvišoj završenoj školskoj spremi i spolu, BiH**  
**Persons in employment by the highest level of education attained and sex, BiH**

(000)

	Ukupno			Muški			Ženski		
	Total			Male			Female		
	2014	2015	2016	2014	2015	2016	2014	2015	2016
<b>Ukupno / Total</b>	<b>812</b>	<b>822</b>	<b>801</b>	<b>511</b>	<b>515</b>	<b>514</b>	<b>301</b>	<b>307</b>	<b>288</b>
Osnovna škola i manje / <i>Primary school and less</i>	141	146	131	80	86	76	60	60	56
Srednja škola i specijalizacija / <i>Secondary school and specialization</i>	517	531	527	351	357	364	166	174	163
Viša, visoka škola, magisterij, doktorat / <i>College, university, masters, doctorat degrees</i>	154	145	143	79	72	74	75	73	69
Struktura / <i>Structure (%)</i>									
<b>Ukupno / Total</b>	<b>100,0</b>	<b>100,0</b>	<b>100,0</b>	<b>100,0</b>	<b>100,0</b>	<b>100,0</b>	<b>100,0</b>	<b>100,0</b>	<b>100,0</b>
Osnovna škola i manje / <i>Primary school and less</i>	17,3	17,8	16,4	15,7	16,7	14,8	20,0	19,7	19,4
Srednja škola i specijalizacija / <i>Secondary school and specialization</i>	63,7	64,6	65,7	68,8	69,3	70,8	55,1	56,6	56,7
Viša, visoka škola, magisterij, doktorat / <i>College, university, masters, doctorat degrees</i>	19,0	17,6	17,8	15,5	14,0	14,5	24,9	23,7	23,9

**9.1 Zaposleni prema najvišoj završenoj školskoj spremi i spolu, F BiH**  
**Persons in employment by the highest level of education attained and sex, F BiH**

(000)

	Ukupno			Muški			Ženski		
	Total			Male			Female		
	2014	2015	2016	2014	2015	2016	2014	2015	2016
<b>Ukupno / Total</b>	<b>495</b>	<b>496</b>	<b>480</b>	<b>317</b>	<b>316</b>	<b>313</b>	<b>178</b>	<b>181</b>	<b>167</b>
Osnovna škola i manje / <i>Primary school and less</i>	69	69	60	41	40	35	28	29	25
Srednja škola i specijalizacija / <i>Secondary school and specialization</i>	325	328	324	225	226	228	100	101	97
Viša, visoka škola, magisterij, doktorat / <i>College, university, masters, doctorat degrees</i>	102	100	96	52	49	50	49	50	46
Struktura / <i>Structure (%)</i>									
<b>Ukupno / Total</b>	<b>100,0</b>	<b>100,0</b>	<b>100,0</b>	<b>100,0</b>	<b>100,0</b>	<b>100,0</b>	<b>100,0</b>	<b>100,0</b>	<b>100,0</b>
Osnovna škola i manje / <i>Primary school and less</i>	13,9	13,9	12,5	12,8	12,7	11,3	15,8	16,2	14,7
Srednja škola i specijalizacija / <i>Secondary school and specialization</i>	65,6	66,0	67,5	70,7	71,7	72,9	56,4	56,0	57,6
Viša, visoka škola, magisterij, doktorat / <i>College, university, masters, doctorat degrees</i>	20,5	20,1	20,0	16,5	15,6	15,9	27,8	27,9	27,6

**9.2 Zaposleni prema najvišoj završenoj školskoj spremi i spolu, RS**  
**Persons in employment by the highest level of education attained and sex, RS**

(000)

	Ukupno			Muški			Ženski		
	Total			Male			Female		
	2014	2015	2016	2014	2015	2016	2014	2015	2016
<b>Ukupno / Total</b>	<b>305</b>	<b>312</b>	<b>308</b>	<b>186</b>	<b>190</b>	<b>193</b>	<b>119</b>	<b>122</b>	<b>115</b>
Osnovna škola i manje / <i>Primary school and less</i>	70	74	68	38	44	38	32	30	(30)
Srednja škola i specijalizacija / <i>Secondary school and specialization</i>	185	195	195	122	125	131	63	70	64
Viša, visoka škola, magisterij, doktorat / <i>College, university, masters, doctorat degrees</i>	50	43	45	25	22	(23)	25	(21)	21
Struktura / Structure (%)									
<b>Ukupno / Total</b>	<b>100,0</b>	<b>100,0</b>	<b>100,0</b>	<b>100,0</b>	<b>100,0</b>	<b>100,0</b>	<b>100,0</b>	<b>100,0</b>	<b>100,0</b>
Osnovna škola i manje / <i>Primary school and less</i>	22,8	23,7	22,2	20,5	22,9	19,9	26,5	25,0	26,0
Srednja škola i specijalizacija / <i>Secondary school and specialization</i>	60,6	62,6	63,3	65,8	65,7	67,9	52,6	57,7	55,4
Viša, visoka škola, magisterij, doktorat / <i>College, university, masters, doctorat degrees</i>	16,5	13,7	14,6	13,7	11,3	12,2	20,9	17,3	18,6

**9.3 Zaposleni prema najvišoj završenoj školskoj spremi i spolu, BD BiH**  
**Persons in employment by the highest level of education attained and sex, BD BiH**

(000)

	Ukupno			Muški			Ženski		
	Total			Male			Female		
	2014	2015	2016	2014	2015	2016	2014	2015	2016
<b>Ukupno / Total</b>	<b>12</b>	<b>(14)</b>	<b>(13)</b>	<b>(8)</b>	<b>(9)</b>	<b>(8)</b>	<b>(4)</b>	<b>(4)</b>	<b>(5)</b>
Osnovna škola i manje / <i>Primary school and less</i>	(2)	(3)	(3)	(2)	(2)	(2)	((0,5))	((1))	((1))
Srednja škola i specijalizacija / <i>Secondary school and specialization</i>	(8)	(8)	(8)	(5)	(5)	(5)	(3)	(3)	(3)
Viša, visoka škola, magisterij, doktorat / <i>College, university, masters, doctorat degrees</i>	(2)	(3)	(2)	(1)	(1)	(1)	((1))	(1)	(1)
Struktura / Structure (%)									
<b>Ukupno / Total</b>	<b>100,0</b>	<b>100,0</b>	<b>100,0</b>	<b>100,0</b>	<b>100,0</b>	<b>100,0</b>	<b>100,0</b>	<b>100,0</b>	<b>100,0</b>
Osnovna škola i manje / <i>Primary school and less</i>	(18,6)	(22,8)	(25,7)	(22,0)	(25,5)	(26,8)	((12,1))	((17,5))	(23,8)
Srednja škola i specijalizacija / <i>Secondary school and specialization</i>	62,5	58,2	58,5	59,8	59,4	60,0	67,7	55,9	55,9
Viša, visoka škola, magisterij, doktorat / <i>College, university, masters, doctorat degrees</i>	(18,9)	(19,0)	(15,9)	(18,2)	(15,2)	(13,2)	((20,3))	(26,6)	(20,3)

**10. Prosjek uobičajenih sati rada sedmično na glavnom poslu po grupama područja djelatnosti<sup>1)</sup> i spolu, BiH**  
**Average hours usually worked per week on main jobs by persons in employment - by groups of sections of economic activities<sup>1)</sup> and sex, BiH**

	Ukupno			Muški			Ženski		
	Total			Male			Female		
	2014	2015	2016	2014	2015	2016	2014	2015	2016
<b>Ukupno / Total</b>	<b>42,4</b>	<b>42,2</b>	<b>42,5</b>	<b>43,0</b>	<b>43,1</b>	<b>43,3</b>	<b>41,3</b>	<b>40,8</b>	<b>40,9</b>
Poljoprivredne djelatnosti / <i>Agriculture</i>	41,9	41,6	42,6	43,7	43,5	44,8	39,1	38,2	38,7
Nepoljoprivredne djelatnosti / <i>Industry</i>	43,2	43,4	43,7	43,2	43,8	44,1	43,1	42,0	42,5
Uslužne djelatnosti / <i>Services</i>	42,0	41,7	41,6	42,6	42,3	42,1	41,4	41,1	41,1

**10.1 Prosjek uobičajenih sati rada sedmično na glavnom poslu po grupama područja djelatnosti<sup>1)</sup> i spolu, F BiH**  
**Average hours usually worked per week on main jobs by persons in employment - by groups of sections of economic activities<sup>1)</sup> and sex, F BiH**

	Ukupno			Muški			Ženski		
	Total			Male			Female		
	2014	2015	2016	2014	2015	2016	2014	2015	2016
<b>Ukupno / Total</b>	<b>42,4</b>	<b>42,1</b>	<b>42,4</b>	<b>42,8</b>	<b>42,8</b>	<b>43,2</b>	<b>41,5</b>	<b>40,8</b>	<b>41,0</b>
Poljoprivredne djelatnosti / <i>Agriculture</i>	40,7	40,5	41,4	41,6	41,8	43,2	38,7	37,7	36,8
Nepoljoprivredne djelatnosti / <i>Industry</i>	43,3	43,5	44,0	43,4	43,9	44,4	43,2	41,8	42,3
Uslužne djelatnosti / <i>Services</i>	42,0	41,6	41,7	42,6	42,2	42,1	41,4	41,0	41,2

**10.2 Prosjek uobičajenih sati rada sedmično na glavnom poslu po grupama područja djelatnosti<sup>1)</sup> i spolu, RS**  
**Average hours usually worked per week on main jobs by persons in employment - by groups of sections of economic activities<sup>1)</sup> and sex, RS**

	Ukupno			Muški			Ženski		
	Total			Male			Female		
	2014	2015	2016	2014	2015	2016	2014	2015	2016
<b>Ukupno / Total</b>	<b>42,4</b>	<b>42,4</b>	<b>42,5</b>	<b>43,3</b>	<b>43,5</b>	<b>43,6</b>	<b>40,9</b>	<b>40,6</b>	<b>40,7</b>
Poljoprivredne djelatnosti / <i>Agriculture</i>	42,4	42,3	43,3	44,6	44,6	45,9	39,1	38,5	39,4
Nepoljoprivredne djelatnosti / <i>Industry</i>	42,9	43,3	43,2	42,9	43,6	43,3	43,0	42,3	42,7
Uslužne djelatnosti / <i>Services</i>	42,1	41,9	41,5	42,6	42,5	42,0	41,5	41,2	40,9

**10.3 Prosjek uobičajenih sati rada sedmično na glavnom poslu po grupama područja djelatnosti<sup>1)</sup> i spolu, BD BiH**  
**Average hours usually worked per week on main jobs by persons in employment - by groups of sections of economic activities<sup>1)</sup> and sex, BD BiH**

	Ukupno			Muški			Ženski		
	Total			Male			Female		
	2014	2015	2016	2014	2015	2016	2014	2015	2016
<b>Ukupno / Total</b>	<b>43,4</b>	<b>42,7</b>	<b>42,5</b>	<b>44,0</b>	<b>43,4</b>	<b>43,6</b>	<b>42,1</b>	<b>41,1</b>	<b>40,8</b>
Poljoprivredne djelatnosti / <i>Agriculture</i>	47,4	43,2	42,9	47,7	44,7	44,7	45,4	38,7	39,2
Nepoljoprivredne djelatnosti / <i>Industry</i>	43,3	43,0	45,1	43,9	43,0	45,7	40,0	42,4	42,8
Uslužne djelatnosti / <i>Services</i>	42,5	42,3	41,3	42,9	42,8	41,6	42,0	41,6	41,0

<sup>1)</sup> grupe područja djelatnosti (NACE Rev. 2): poljoprivredne (A), nepoljoprivredne (B,C,D,E,F), uslužne (G,H,I,J,K,L,M,N,O,P,Q,R,S,T,U) / groups of activity's section (NACE Rev. 2): agriculture (A), industry (B,C,D,E,F), services (G,H,I,J,K,L,M,N,O,P,Q,R,S,T,U)

**11. Nezaposleni prema najvišoj završenoj školskoj spremi i spolu, BiH**  
**Unemployed persons by the highest education level attained and sex, BiH**

(000)

	Ukupno			Muški			Ženski		
	Total			Male			Female		
	2014	2015	2016	2014	2015	2016	2014	2015	2016
<b>Ukupno / Total</b>	<b>308</b>	<b>315</b>	<b>273</b>	<b>172</b>	<b>179</b>	<b>149</b>	<b>136</b>	<b>136</b>	<b>124</b>
Osnovna škola i manje / Primary school and less	61	55	45	31	(32)	24	30	(23)	21
Srednja škola i specijalizacija / Secondary school and specialization	211	227	191	126	(134)	112	85	(93)	79
Viša, visoka škola, magisterij, doktorat / College, university, masters, doctoral degrees	37	33	36	15	(14)	(13)	21	(19)	24
Struktura / Structure (%)									
<b>Ukupno / Total</b>	<b>100,0</b>	<b>100,0</b>	<b>100,0</b>	<b>100,0</b>	<b>100,0</b>	<b>100,0</b>	<b>100,0</b>	<b>100,0</b>	<b>100,0</b>
Osnovna škola i manje / Primary school and less	19,7	(17,5)	16,6	18,1	(17,8)	16,1	21,8	(17,1)	17,1
Srednja škola i specijalizacija / Secondary school and specialization	68,3	(72,1)	70,1	73,0	((74,6))	75,3	62,4	((68,8))	63,8
Viša, visoka škola, magisterij, doktorat / College, university, masters, doctoral degrees	12,0	((10,4))	13,4	8,9	((7,6))	(8,6)	15,8	((14,1))	19,1

**11.1 Nezaposleni prema najvišoj završenoj školskoj spremi i spolu, F BiH**  
**Unemployed persons by the highest education level attained and sex, F BiH**

(000)

	Ukupno			Muški			Ženski		
	Total			Male			Female		
	2014	2015	2016	2014	2015	2016	2014	2015	2016
<b>Ukupno / Total</b>	<b>196</b>	<b>204</b>	<b>165</b>	<b>110</b>	<b>117</b>	<b>93</b>	<b>86</b>	<b>87</b>	<b>72</b>
Osnovna škola i manje / Primary school and less	41	36	26	(21)	(21)	(13)	(21)	(15)	(13)
Srednja škola i specijalizacija / Secondary school and specialization	134	148	117	81	88	72	53	59	45
Viša, visoka škola, magisterij, doktorat / College, university, masters, doctoral degrees	21	20	22	(8)	(8)	(8)	(13)	(12)	(14)
Struktura / Structure (%)									
<b>Ukupno / Total</b>	<b>100,0</b>	<b>100,0</b>	<b>100,0</b>	<b>100,0</b>	<b>100,0</b>	<b>100,0</b>	<b>100,0</b>	<b>100,0</b>	<b>100,0</b>
Osnovna škola i manje / Primary school and less	21,1	17,4	15,6	18,8	17,5	(13,8)	23,9	(17,3)	18,0
Srednja škola i specijalizacija / Secondary school and specialization	68,3	72,5	70,8	74,0	75,4	77,7	61,2	68,6	62,0
Viša, visoka škola, magisterij, doktorat / College, university, masters, doctoral degrees	10,6	10,0	13,6	(7,2)	(7,0)	(8,6)	(14,9)	14,1	(20,1)



**11.2 Nezaposleni prema najvišoj završenoj školskoj spremi i spolu, RS**  
**Unemployed persons by the highest education level attained and sex, RS**

(000)

	Ukupno			Muški			Ženski		
	Total			Male			Female		
	2014	2015	2016	2014	2015	2016	2014	2015	2016
<b>Ukupno / Total</b>	<b>105</b>	<b>105</b>	<b>101</b>	<b>58</b>	<b>58</b>	<b>53</b>	<b>47</b>	<b>47</b>	<b>48</b>
Osnovna škola i manje / Primary school and less	(17)	(17)	(18)	(9)	(10)	(10)	(8)	(7)	(7)
Srednja škola i specijalizacija / Secondary school and specialization	73	76	71	42	43	38	31	33	32
Viša, visoka škola, magisterij, doktorat / College, university, masters, doctoral degrees	(15)	(12)	(13)	(7)	(5)	(5)	(8)	(7)	(9)
Struktura / Structure (%)									
<b>Ukupno / Total</b>	<b>100,0</b>	<b>100,0</b>	<b>100,0</b>	<b>100,0</b>	<b>100,0</b>	<b>100,0</b>	<b>100,0</b>	<b>100,0</b>	<b>100,0</b>
Osnovna škola i manje / Primary school and less	16,3	(16,2)	(17,4)	(15,5)	(17,0)	(19,3)	(17,3)	(15,2)	(15,3)
Srednja škola i specijalizacija / Secondary school and specialization	69,2	72,6	69,6	72,3	74,5	72,0	65,3	70,3	66,9
Viša, visoka škola, magisterij, doktorat / College, university, masters, doctoral degrees	14,6	(11,2)	(13,1)	(12,3)	(8,5)	(8,7)	(17,4)	(14,5)	(17,8)

**11.3 Nezaposleni prema najvišoj završenoj školskoj spremi i spolu, BD BiH**  
**Unemployed persons by the highest education level attained and sex, BD BiH**

(000)

	Ukupno			Muški			Ženski		
	Total			Male			Female		
	2014	2015	2016	2014	2015	2016	2014	2015	2016
<b>Ukupno / Total</b>	<b>(7)</b>	<b>(6)</b>	<b>(7)</b>	<b>(4)</b>	<b>(3)</b>	<b>(3)</b>	<b>(3)</b>	<b>(3)</b>	<b>(3)</b>
Osnovna škola i manje / Primary school and less	((2))	•	((2))	((1))	•	•	((1))	•	((1))
Srednja škola i specijalizacija / Secondary school and specialization	(4)	(3)	(4)	(2)	(2)	(2)	(1)	(1)	(2)
Viša, visoka škola, magisterij, doktorat / College, university, masters, doctoral degrees	(1)	((0,5))	((1))	((0,3))	((0,3))	•	((0,4))	•	•
Struktura / Structure (%)									
<b>Ukupno / Total</b>	<b>100,0</b>	<b>100,0</b>	<b>100,0</b>	<b>100,0</b>	<b>100,0</b>	<b>100,0</b>	<b>100,0</b>	<b>100,0</b>	<b>100,0</b>
Osnovna škola i manje / Primary school and less	(35,4)	(41,1)	(28,2)	(35,7)	(39,2)	((30,5))	(35,1)	(43,6)	(25,7)
Srednja škola i specijalizacija / Secondary school and specialization	54,1	(50,5)	59,7	56,8	(50,3)	61,0	(50,0)	(50,6)	(58,4)
Viša, visoka škola, magisterij, doktorat / College, university, masters, doctoral degrees	(10,5)	((8,5))	((12,1))	((7,5))	((10,5))	•	((15,0))	•	•

**12. Stope nezaposlenosti po najvišoj završenoj školskoj spremi i spolu, BiH**  
**Unemployed persons by highest level of education attained and sex, BiH**

(000)

	Ukupno			Muški			Ženski		
	Total			Male			Female		
	2014	2015	2016	2014	2015	2016	2014	2015	2016
<b>Ukupno / Total</b>	<b>27,5</b>	<b>27,7</b>	<b>25,4</b>	<b>25,2</b>	<b>25,8</b>	<b>22,5</b>	<b>31,2</b>	<b>30,7</b>	<b>30,0</b>
Osnovna škola i manje / Primary school and less	30,2	27,3	25,6	27,9	27,0	24,1	33,1	27,8	27,5
Srednja škola i specijalizacija / Secondary school and specialization	28,9	30,0	26,6	26,3	27,2	23,6	33,9	35,0	32,6
Viša, visoka škola, magisterij, doktorat / College, university, masters, doctoral degrees	19,3	18,4	20,3	16,2	15,9	14,8	22,2	20,9	25,6

**12.1 Stope nezaposlenosti po najvišoj završenoj školskoj spremi i spolu, F BiH**  
**Unemployed persons by highest level of education attained and sex, F BiH**

(000)

	Ukupno			Muški			Ženski		
	Total			Male			Female		
	2014	2015	2016	2014	2015	2016	2014	2015	2016
<b>Ukupno / Total</b>	<b>28,4</b>	<b>29,1</b>	<b>25,6</b>	<b>25,7</b>	<b>27,1</b>	<b>22,9</b>	<b>32,7</b>	<b>32,4</b>	<b>30,1</b>
Osnovna škola i manje / Primary school and less	37,5	33,9	30,1	33,8	33,9	26,6	42,3	33,9	34,5
Srednja škola i specijalizacija / Secondary school and specialization	29,2	31,1	26,5	26,6	28,1	24,0	34,5	37,0	31,6
Viša, visoka škola, magisterij, doktorat / College, university, masters, doctoral degrees	17,0	17,1	18,9	(13,2)	(14,4)	(13,8)	20,7	(19,5)	23,8

**12.2 Stope nezaposlenosti po najvišoj završenoj školskoj spremi i spolu, RS**  
**Unemployed persons by highest level of education attained and sex, RS**

(000)

	Ukupno			Muški			Ženski		
	Total			Male			Female		
	2014	2015	2016	2014	2015	2016	2014	2015	2016
<b>Ukupno / Total</b>	<b>25,7</b>	<b>25,2</b>	<b>24,8</b>	<b>23,8</b>	<b>23,4</b>	<b>21,6</b>	<b>28,4</b>	<b>27,7</b>	<b>29,5</b>
Osnovna škola i manje / Primary school and less	(19,8)	(18,7)	(20,5)	(19,1)	(18,5)	(21,1)	(20,6)	(19,0)	(19,8)
Srednja škola i specijalizacija / Secondary school and specialization	28,3	28,1	26,6	25,5	25,8	22,6	33,0	31,9	33,6
Viša, visoka škola, magisterij, doktorat / College, university, masters, doctoral degrees	23,3	21,6	(22,8)	(21,8)	(18,7)	(16,6)	(24,7)	(24,3)	(28,7)

**12.3 Stope nezaposlenosti po najvišoj završenoj školskoj spremi i spolu, BD BiH**  
**Unemployed persons by highest level of education attained and sex, BD BiH**

(000)

	Ukupno			Muški			Ženski		
	Total			Male			Female		
	2014	2015	2016	2014	2015	2016	2014	2015	2016
<b>Ukupno / Total</b>	<b>35,4</b>	<b>(30,3)</b>	<b>33,1</b>	<b>(33,3)</b>	<b>(26,9)</b>	<b>(28,9)</b>	<b>39,2</b>	<b>(36,2)</b>	<b>(39,0)</b>
Osnovna škola i manje / Primary school and less	(51,1)	(43,8)	(35,2)	(44,7)	((36,1))	((31,6))	(65,2)	(58,6)	((40,9))
Srednja škola i specijalizacija / Secondary school and specialization	(32,2)	(27,3)	33,5	(32,1)	(23,8)	(29,2)	(32,3)	(33,9)	40,1
Viša, visoka škola, magisterij, doktorat / College, university, masters, doctoral degrees	(23,3)	((16,2))	((27,4))	((17,0))	((20,3))	•	((32,3))	•	((33,4))

**13. Nezaposleni prema trajanju nezaposlenosti i spolu, BiH**  
**Unemployed persons by duration of unemployment and sex, BiH**

(000)

	Ukupno			Muški			Ženski		
	Total			Male			Female		
	2014	2015	2016	2014	2015	2016	2014	2015	2016
<b>Ukupno / Total</b>	<b>308</b>	<b>315</b>	<b>273</b>	<b>172</b>	<b>179</b>	<b>149</b>	<b>136</b>	<b>136</b>	<b>124</b>
našli posao / <i>Found job but still not working</i>	•	•	((2))	•	•	•	•	•	•
manje od 6 mjeseci / <i>less than 6 months</i>	19	29	19	(10)	(16)	(11)	(9)	(13)	(9)
od 6 do 11 mjeseci / <i>6-11 months</i>	26	27	20	(15)	(16)	(11)	(11)	(11)	(9)
od 12 do 23 mjeseca / <i>12-23 months</i>	40	45	43	23	28	22	18	17	(20)
od 24 do 59 mjeseci / <i>24-59 months</i>	86	89	81	48	49	48	38	40	32
od 60 do 119 mjeseci / <i>60-119 months</i>	60	59	50	34	34	27	26	25	23
120 i više mjeseci / <i>120 months and more</i>	75	64	59	41	36	29	34	28	30
Struktura / Structure (%)									
<b>Ukupno / Total</b>	<b>100,0</b>	<b>100,0</b>	<b>100,0</b>	<b>100,0</b>	<b>100,0</b>	<b>100,0</b>	<b>100,0</b>	<b>100,0</b>	<b>100,0</b>
našli posao / <i>Found job but still not working</i>	•	•	((0,6))	•	•	•	•	•	•
manje od 6 mjeseci / <i>less than 6 months</i>	6,1	9,1	7,0	(5,8)	8,9	(7,1)	(6,5)	(9,4)	(7,0)
od 6 do 11 mjeseci / <i>6-11 months</i>	8,5	8,5	7,3	8,8	(8,8)	(7,4)	(8,2)	(8,1)	(7,3)
od 12 do 23 mjeseca / <i>12-23 months</i>	13,0	14,4	15,6	13,1	15,7	15,0	12,9	12,5	16,5
od 24 do 59 mjeseci / <i>24-59 months</i>	27,8	28,3	29,5	28,0	27,2	32,3	27,7	29,7	26,1
od 60 do 119 mjeseci / <i>60-119 months</i>	19,5	18,8	18,4	20,0	18,9	18,3	18,9	18,5	18,5
120 i više mjeseci / <i>120 months and more</i>	24,4	20,3	21,5	23,9	19,9	19,4	25,1	20,9	24,0

**13.1 Nezaposleni prema trajanju nezaposlenosti i spolu, F BiH**  
**Unemployed persons by duration of unemployment and sex, F BiH**

(000)

	Ukupno			Muški			Ženski		
	Total			Male			Female		
	2014	2015	2016	2014	2015	2016	2014	2015	2016
<b>Ukupno / Total</b>	<b>196</b>	<b>204</b>	<b>165</b>	<b>110</b>	<b>117</b>	<b>93</b>	<b>86</b>	<b>87</b>	<b>72</b>
našli posao / <i>Found job but still not working</i>	.	.	.	.	.	.	.	.	.
manje od 6 mjeseci / <i>less than 6 months</i>	(13)	(20)	(15)	(6)	(11)	(8)	(6)	(9)	(7)
od 6 do 11 mjeseci / <i>6-11 months</i>	(18)	(17)	(13)	(10)	(9)	(8)	(8)	(7)	(5)
od 12 do 23 mjeseca / <i>12-23 months</i>	23	31	(25)	(13)	(20)	(15)	(10)	(11)	(10)
od 24 do 59 mjeseci / <i>24-59 months</i>	57	60	47	33	33	27	24	27	(20)
od 60 do 119 mjeseci / <i>60-119 months</i>	35	37	31	21	21	(18)	(14)	(16)	(13)
120 i više mjeseci / <i>120 months and more</i>	49	39	33	26	22	(17)	(23)	(16)	(17)
Struktura / Structure (%)									
<b>Ukupno / Total</b>	<b>100,0</b>	<b>100,0</b>	<b>100,0</b>	<b>100,0</b>	<b>100,0</b>	<b>100,0</b>	<b>100,0</b>	<b>100,0</b>	<b>100,0</b>
našli posao / <i>Found job but still not working</i>	.	.	.	.	.	.	.	.	.
manje od 6 mjeseci / <i>less than 6 months</i>	6,4	9,7	(8,8)	(5,7)	(9,6)	(8,6)	(7,3)	(9,9)	(9,0)
od 6 do 11 mjeseci / <i>6-11 months</i>	9,0	(8,2)	(7,7)	(9,0)	(8,0)	(8,1)	(9,1)	(8,5)	(7,3)
od 12 do 23 mjeseca / <i>12-23 months</i>	12,0	15,0	15,0	12,1	16,8	(16,1)	(11,8)	(12,6)	(13,6)
od 24 do 59 mjeseci / <i>24-59 months</i>	29,0	29,4	28,7	30,1	28,4	29,5	27,7	30,9	27,8
od 60 do 119 mjeseci / <i>60-119 months</i>	17,8	18,0	18,6	18,7	17,7	19,0	16,8	18,4	(18,1)
120 i više mjeseci / <i>120 months and more</i>	25,0	18,9	20,3	23,9	19,0	18,2	26,4	18,8	22,9

### 13.2 Nezaposleni prema trajanju nezaposlenosti i spolu, RS Unemployed persons by duration of unemployment and sex, RS

(000)

	Ukupno			Muški			Ženski		
	Total			Male			Female		
	2014	2015	2016	2014	2015	2016	2014	2015	2016
<b>Ukupno / Total</b>	<b>105</b>	<b>105</b>	<b>101</b>	<b>58</b>	<b>58</b>	<b>53</b>	<b>47</b>	<b>47</b>	<b>48</b>
našli posao / Found job but still not working	•	•	•	–	•	•	•	•	–
manje od 6 mjeseci / less than 6 months	(6)	(8)	(4)	(4)	(4)	((2))	((2))	(4)	•
od 6 do 11 mjeseci / 6-11 months	(8)	(10)	(7)	(5)	(6)	((3))	(3)	((3))	((3))
od 12 do 23 mjeseci / 12-23 months	(16)	(14)	(17)	(9)	(8)	(7)	(7)	(6)	(10)
od 24 do 59 mjeseci / 24-59 months	27	27	32	14	(14)	20	(13)	(13)	(12)
od 60 do 119 mjeseci / 60-119 months	23	(21)	(18)	(13)	(12)	(9)	(11)	(9)	(9)
120 i više mjeseci / 120 months and more	(25)	(24)	(23)	(14)	(13)	(11)	(11)	(11)	(12)
Struktura / Structure (%)									
<b>Ukupno / Total</b>	<b>100,0</b>	<b>100,0</b>	<b>100,0</b>	<b>100,0</b>	<b>100,0</b>	<b>100,0</b>	<b>100,0</b>	<b>100,0</b>	<b>100,0</b>
našli posao / Found job but still not working	•	•	•	–	•	•	•	•	–
manje od 6 mjeseci / less than 6 months	(5,6)	(7,9)	(4,1)	(6,2)	(7,5)	((4,3))	((4,9))	(8,5)	((3,8))
od 6 do 11 mjeseci / 6-11 months	(7,9)	(9,1)	(6,5)	(8,8)	(10,4)	((5,9))	(6,9)	(7,4)	(7,1)
od 12 do 23 mjeseci / 12-23 months	15,3	13,5	16,8	(15,4)	(14,2)	(13,1)	(15,2)	(12,6)	(21,0)
od 24 do 59 mjeseci / 24-59 months	25,4	26,0	31,5	23,8	24,7	38,0	27,4	27,6	(24,3)
od 60 do 119 mjeseci / 60-119 months	22,2	19,9	18,2	22,0	(21,0)	(17,3)	22,4	(18,5)	(19,1)
120 i više mjeseci / 120 months and more	23,4	22,9	22,7	23,8	(21,6)	(20,9)	23,0	(24,5)	(24,6)

### 13.3 Nezaposleni prema trajanju nezaposlenosti i spolu, BD BiH Unemployed persons by duration of unemployment and sex, BD BiH

(000)

	Ukupno			Muški			Ženski		
	Total			Male			Female		
	2014	2015	2016	2014	2015	2016	2014	2015	2016
<b>Ukupno / Total</b>	<b>(7)</b>	<b>(6)</b>	<b>(7)</b>	<b>(4)</b>	<b>(3)</b>	<b>(3)</b>	<b>(3)</b>	<b>(3)</b>	<b>(3)</b>
manje od 12 mjeseci / less than 12 months	((1))	((1))	((1))	((0,3))	((1))	((1))	•	•	((1))
12 i više mjeseci / 12 months and more	(6)	(5)	(5)	(4)	(3)	(3)	(2)	(2)	(3)
Struktura / Structure (%)									
<b>Ukupno / Total</b>	<b>100,0</b>	<b>100,0</b>	<b>100,0</b>	<b>100,0</b>	<b>100,0</b>	<b>100,0</b>	<b>100,0</b>	<b>100,0</b>	<b>100,0</b>
manje od 12 mjeseci / less than 12 months	((9,0))	(17,4)	(18,1)	((8,1))	((19,9))	((18,6))	•	((14,2))	((17,5))
12 i više mjeseci / 12 months and more	90,6	82,2	81,9	91,3	80,1	81,4	89,6	84,9	82,5

**14. Radno sposobno stanovništvo prema statusu na birou za zapošljavanje i spolu, BiH**  
**Working-age population according to the status at the employment bureaus and sex, BiH**

(000)

	Ukupno			Prijavljeni na birou			Nisu prijavljeni na birou		
	Total			Registered at the bureaus			Not registered at the bureaus		
	2014	2015	2016	2014	2015	2016	2014	2015	2016
	Ukupno / Total								
<b>Ukupno / Total</b>	<b>2.565</b>	<b>2.579</b>	<b>2.489</b>	<b>621</b>	<b>674</b>	<b>619</b>	<b>1.944</b>	<b>1.904</b>	<b>1.870</b>
Zaposleni / Employed	812	822	801	117	131	131	695	690	670
Nezaposleni / Unemployed	308	315	273	285	294	258	23	(20)	(15)
Neaktivni / Inactive	1.445	1.443	1.415	219	249	229	1.226	1.194	1.186
	Muški / Male								
<b>Ukupno / Total</b>	<b>1.242</b>	<b>1.259</b>	<b>1.208</b>	<b>310</b>	<b>341</b>	<b>307</b>	<b>932</b>	<b>918</b>	<b>901</b>
Zaposleni / Employed	511	515	514	81	93	93	430	422	421
Nezaposleni / Unemployed	172	179	149	157	166	141	(15)	(13)	(8)
Neaktivni / Inactive	559	565	545	71	82	73	487	483	472
	Ženski / Female								
<b>Ukupno / Total</b>	<b>1.324</b>	<b>1.320</b>	<b>1.281</b>	<b>311</b>	<b>334</b>	<b>311</b>	<b>1.013</b>	<b>987</b>	<b>970</b>
Zaposleni / Employed	301	307	288	36	39	38	265	268	249
Nezaposleni / Unemployed	136	136	124	128	128	117	(9)	(7)	(6)
Neaktivni / Inactive	886	878	870	147	167	156	739	711	714
	Struktura / Structure (%)								
	Ukupno / Total								
<b>Ukupno / Total</b>	<b>100,0</b>	<b>100,0</b>	<b>100,0</b>	<b>100,0</b>	<b>100,0</b>	<b>100,0</b>	<b>100,0</b>	<b>100,0</b>	<b>100,0</b>
Zaposleni / Employed	31,7	31,9	32,2	18,9	19,5	21,2	35,7	36,2	35,8
Nezaposleni / Unemployed	12,0	12,2	11,0	45,9	43,7	41,7	1,2	(1,1)	(0,8)
Neaktivni / Inactive	56,3	55,9	56,9	35,3	36,9	37,1	63,1	62,7	63,4
	Muški / Male								
<b>Ukupno / Total</b>	<b>100,0</b>	<b>100,0</b>	<b>100,0</b>	<b>100,0</b>	<b>100,0</b>	<b>100,0</b>	<b>100,0</b>	<b>100,0</b>	<b>100,0</b>
Zaposleni / Employed	41,2	40,9	42,5	26,3	27,2	30,2	46,1	46,0	46,7
Nezaposleni / Unemployed	13,9	14,2	12,4	50,7	48,7	45,9	(1,6)	(1,4)	(0,9)
Neaktivni / Inactive	45,0	44,9	45,1	23,0	24,1	23,9	52,3	52,6	52,4
	Ženski / Female								
<b>Ukupno / Total</b>	<b>100,0</b>	<b>100,0</b>	<b>100,0</b>	<b>100,0</b>	<b>100,0</b>	<b>100,0</b>	<b>100,0</b>	<b>100,0</b>	<b>100,0</b>
Zaposleni / Employed	22,7	23,2	22,4	11,5	11,6	12,3	26,2	27,2	25,7
Nezaposleni / Unemployed	10,3	10,3	9,6	41,1	38,5	37,6	(0,9)	(0,7)	(0,7)
Neaktivni / Inactive	67,0	66,5	67,9	47,4	49,9	50,1	72,9	72,1	73,6
	Učešće / Share (%)								
	Ukupno / Total								
<b>Ukupno / Total</b>	<b>100,0</b>	<b>100,0</b>	<b>100,0</b>	<b>24,2</b>	<b>26,2</b>	<b>24,9</b>	<b>75,8</b>	<b>73,8</b>	<b>75,1</b>
Zaposleni / Employed	100,0	100,0	100,0	14,4	16,0	16,4	85,6	84,0	83,6
Nezaposleni / Unemployed	100,0	100,0	100,0	92,4	93,6	94,6	7,6	6,4	(5,4)
Neaktivni / Inactive	100,0	100,0	100,0	15,1	17,2	16,2	84,9	82,8	83,8

nastavak

(000)

	Ukupno			Prijavljeni na birou			Nisu prijavljeni na birou		
	<i>Total</i>			<i>Registered at the bureaus</i>			<i>Not registered at the bureaus</i>		
	2014	2015	2016	2014	2015	2016	2014	2015	2016
	<i>Muški / Male</i>								
<b>Ukupno / Total</b>	<b>100,0</b>	<b>100,0</b>	<b>100,0</b>	<b>25,0</b>	<b>27,1</b>	<b>25,5</b>	<b>75,0</b>	<b>72,9</b>	<b>74,5</b>
Zaposleni / <i>Employed</i>	100,0	100,0	100,0	15,9	18,0	18,1	84,1	82,0	81,9
Nezaposleni / <i>Unemployed</i>	100,0	100,0	100,0	91,4	92,8	94,4	(8,6)	(7,2)	(5,6)
Neaktivni / <i>Inactive</i>	100,0	100,0	100,0	12,8	14,5	13,5	87,2	85,5	86,5
	<i>Ženski / Female</i>								
<b>Ukupno / Total</b>	<b>100,0</b>	<b>100,0</b>	<b>100,0</b>	<b>23,5</b>	<b>25,3</b>	<b>24,3</b>	<b>76,5</b>	<b>74,7</b>	<b>75,7</b>
Zaposleni / <i>Employed</i>	100,0	100,0	100,0	11,9	12,6	13,3	88,1	87,4	86,7
Nezaposleni / <i>Unemployed</i>	100,0	100,0	100,0	93,7	94,6	94,8	(6,3)	(5,4)	(5,2)
Neaktivni / <i>Inactive</i>	100,0	100,0	100,0	16,6	19,0	17,9	83,4	81,0	82,1

**14.1 Radno sposobno stanovništvo prema statusu na birou za zapošljavanje i spolu, F BiH**  
**Working-age population according to the status at the employment bureaus and sex, F BiH**

	Ukupno			Prijavljeni na birou			Nisu prijavljeni na birou		
	Total			Registered at the bureaus			Not registered at the bureaus		
	2014	2015	2016	2014	2015	2016	2014	2015	2016
	Ukupno / Total								
<b>Ukupno / Total</b>	<b>1.642</b>	<b>1.645</b>	<b>1.573</b>	<b>388</b>	<b>430</b>	<b>374</b>	<b>1.254</b>	<b>1.214</b>	<b>1.199</b>
Zaposleni / Employed	495	496	480	62	70	64	433	427	416
Nezaposleni / Unemployed	196	204	165	179	189	154	(18)	(15)	(10)
Neaktivni / Inactive	950	944	928	148	171	156	803	773	772
	Muški / Male								
<b>Ukupno / Total</b>	<b>792</b>	<b>802</b>	<b>760</b>	<b>190</b>	<b>214</b>	<b>185</b>	<b>602</b>	<b>588</b>	<b>575</b>
Zaposleni / Employed	317	316	313	43	50	47	274	266	266
Nezaposleni / Unemployed	110	117	93	99	107	87	(11)	(10)	((5))
Neaktivni / Inactive	364	369	354	48	57	50	316	312	304
	Ženski / Female								
<b>Ukupno / Total</b>	<b>850</b>	<b>843</b>	<b>813</b>	<b>198</b>	<b>216</b>	<b>190</b>	<b>652</b>	<b>627</b>	<b>624</b>
Zaposleni / Employed	178	181	167	(19)	(20)	18	159	161	150
Nezaposleni / Unemployed	86	87	72	80	82	67	(6)	(5)	(5)
Neaktivni / Inactive	586	576	574	100	114	105	487	461	469
	Struktura / Structure (%)								
	Ukupno / Total								
<b>Ukupno / Total</b>	<b>100,0</b>	<b>100,0</b>	<b>100,0</b>	<b>100,0</b>	<b>100,0</b>	<b>100,0</b>	<b>100,0</b>	<b>100,0</b>	<b>100,0</b>
Zaposleni / Employed	30,2	30,2	30,5	15,9	16,2	17,1	34,6	35,1	34,7
Nezaposleni / Unemployed	12,0	12,4	10,5	46,1	44,0	41,3	(1,4)	(1,2)	(0,9)
Neaktivni / Inactive	57,9	57,4	59,0	38,0	39,8	41,6	64,0	63,7	64,4
	Muški / Male								
<b>Ukupno / Total</b>	<b>100,0</b>	<b>100,0</b>	<b>100,0</b>	<b>100,0</b>	<b>100,0</b>	<b>100,0</b>	<b>100,0</b>	<b>100,0</b>	<b>100,0</b>
Zaposleni / Employed	40,1	39,4	41,1	22,7	23,3	25,2	45,6	45,2	46,2
Nezaposleni / Unemployed	13,9	14,6	12,2	52,1	50,1	47,4	(1,9)	(1,7)	(0,9)
Neaktivni / Inactive	46,0	46,0	46,6	25,3	26,5	27,4	52,5	53,1	52,8
	Ženski / Female								
<b>Ukupno / Total</b>	<b>100,0</b>	<b>100,0</b>	<b>100,0</b>	<b>100,0</b>	<b>100,0</b>	<b>100,0</b>	<b>100,0</b>	<b>100,0</b>	<b>100,0</b>
Zaposleni / Employed	20,9	21,4	20,6	9,4	9,0	9,3	24,4	25,7	24,0
Nezaposleni / Unemployed	10,1	10,3	8,9	40,3	37,9	35,3	(1,0)	(0,8)	(0,8)
Neaktivni / Inactive	69,0	68,3	70,5	50,3	53,0	55,4	74,6	73,6	75,1
	Učešće / Share (%)								
	Ukupno / Total								
<b>Ukupno / Total</b>	<b>100,0</b>	<b>100,0</b>	<b>100,0</b>	<b>23,6</b>	<b>26,2</b>	<b>23,8</b>	<b>76,4</b>	<b>73,8</b>	<b>76,2</b>
Zaposleni / Employed	100,0	100,0	100,0	12,4	14,0	13,4	87,6	86,0	86,6
Nezaposleni / Unemployed	100,0	100,0	100,0	91,0	92,8	93,6	(9,0)	(7,2)	(6,4)
Neaktivni / Inactive	100,0	100,0	100,0	15,5	18,1	16,8	84,5	81,9	83,2



nastavak

(000)

	Ukupno			Prijavljeni na birou			Nisu prijavljeni na birou		
	<i>Total</i>			<i>Registered at the bureaus</i>			<i>Not registered at the bureaus</i>		
	2014	2015	2016	2014	2015	2016	2014	2015	2016
	<i>Muški / Male</i>								
<b>Ukupno / Total</b>	<b>100,0</b>	<b>100,0</b>	<b>100,0</b>	<b>24,0</b>	<b>26,7</b>	<b>24,3</b>	<b>76,0</b>	<b>73,3</b>	<b>75,7</b>
Zaposleni / <i>Employed</i>	100,0	100,0	100,0	13,6	15,8	14,9	86,4	84,2	85,1
Nezaposleni / <i>Unemployed</i>	100,0	100,0	100,0	89,9	91,6	94,3	(10,1)	(8,4)	(5,7)
Neaktivni / <i>Inactive</i>	100,0	100,0	100,0	13,2	15,4	14,2	86,8	84,6	85,8
	<i>Ženski / Female</i>								
<b>Ukupno / Total</b>	<b>100,0</b>	<b>100,0</b>	<b>100,0</b>	<b>23,3</b>	<b>25,6</b>	<b>23,3</b>	<b>76,7</b>	<b>74,4</b>	<b>76,7</b>
Zaposleni / <i>Employed</i>	100,0	100,0	100,0	10,4	10,8	10,5	89,6	89,2	89,5
Nezaposleni / <i>Unemployed</i>	100,0	100,0	100,0	92,5	94,5	92,8	(7,5)	(5,5)	(7,2)
Neaktivni / <i>Inactive</i>	100,0	100,0	100,0	17,0	19,9	18,3	83,0	80,1	81,7

**14.2 Radno sposobno stanovništvo prema statusu na birou za zapošljavanje i spolu, RS**  
**Working-age population according to the status at the employment bureaus and sex, RS**

	Ukupno			Prijavljeni na birou			Nisu prijavljeni na birou		
	Total			Registered at the bureaus			Not registered at the bureaus		
	2014	2015	2016	2014	2015	2016	2014	2015	2016
	Ukupno / Total								
<b>Ukupno / Total</b>	<b>873</b>	<b>885</b>	<b>867</b>	<b>218</b>	<b>228</b>	<b>230</b>	<b>655</b>	<b>658</b>	<b>637</b>
Zaposleni / Employed	305	312	308	54	59	65	251	253	243
Nezaposleni / Unemployed	105	105	101	100	100	98	(5)	(5)	(4)
Neaktivni / Inactive	463	469	458	64	69	68	399	399	390
	Muški / Male								
<b>Ukupno / Total</b>	<b>425</b>	<b>432</b>	<b>424</b>	<b>113</b>	<b>118</b>	<b>116</b>	<b>313</b>	<b>314</b>	<b>308</b>
Zaposleni / Employed	186	190	193	37	40	45	148	150	148
Nezaposleni / Unemployed	58	58	53	55	55	51	((3))	((3))	((3))
Neaktivni / Inactive	182	184	179	21	22	(21)	161	162	158
	Ženski / Female								
<b>Ukupno / Total</b>	<b>448</b>	<b>453</b>	<b>443</b>	<b>105</b>	<b>110</b>	<b>114</b>	<b>342</b>	<b>343</b>	<b>329</b>
Zaposleni / Employed	119	122	115	(17)	(18)	(20)	102	103	95
Nezaposleni / Unemployed	47	47	48	45	44	47	((2))	((2))	•
Neaktivni / Inactive	281	285	280	43	47	47	238	237	233
	Struktura / Structure (%)								
	Ukupno / Total								
<b>Ukupno / Total</b>	<b>100,0</b>	<b>100,0</b>	<b>100,0</b>	<b>100,0</b>	<b>100,0</b>	<b>100,0</b>	<b>100,0</b>	<b>100,0</b>	<b>100,0</b>
Zaposleni / Employed	34,9	35,2	35,5	24,9	25,7	28,0	38,3	38,5	38,2
Nezaposleni / Unemployed	12,1	11,9	11,7	45,8	43,8	42,4	(0,8)	(0,8)	(0,6)
Neaktivni / Inactive	53,0	52,9	52,8	29,2	30,5	29,5	60,9	60,7	61,2
	Muški / Male								
<b>Ukupno / Total</b>	<b>100,0</b>	<b>100,0</b>	<b>100,0</b>	<b>100,0</b>	<b>100,0</b>	<b>100,0</b>	<b>100,0</b>	<b>100,0</b>	<b>100,0</b>
Zaposleni / Employed	43,6	44,0	45,4	33,2	34,1	38,4	47,4	47,7	48,0
Nezaposleni / Unemployed	13,6	13,5	12,5	48,5	47,0	43,6	((1,1))	((0,9))	((0,8))
Neaktivni / Inactive	42,7	42,5	42,1	18,3	18,9	18,0	51,5	51,4	51,1
	Ženski / Female								
<b>Ukupno / Total</b>	<b>100,0</b>	<b>100,0</b>	<b>100,0</b>	<b>100,0</b>	<b>100,0</b>	<b>100,0</b>	<b>100,0</b>	<b>100,0</b>	<b>100,0</b>
Zaposleni / Employed	26,7	26,8	26,0	16,1	16,6	17,4	29,9	30,1	29,0
Nezaposleni / Unemployed	10,6	10,3	10,9	43,0	40,3	41,3	((0,6))	((0,7))	•
Neaktivni / Inactive	62,8	62,9	63,1	40,9	43,0	41,3	69,5	69,2	70,7
	Učešće / Share (%)								
	Ukupno / Total								
<b>Ukupno / Total</b>	<b>100,0</b>	<b>100,0</b>	<b>100,0</b>	<b>25,0</b>	<b>25,7</b>	<b>26,5</b>	<b>75,0</b>	<b>74,3</b>	<b>73,5</b>
Zaposleni / Employed	100,0	100,0	100,0	17,8	18,8	21,0	82,2	81,2	79,0
Nezaposleni / Unemployed	100,0	100,0	100,0	94,8	95,0	96,3	(5,2)	(5,0)	(3,7)
Neaktivni / Inactive	100,0	100,0	100,0	13,8	14,8	14,8	86,2	85,2	85,2

nastavak

(000)

	Ukupno			Prijavljeni na birou			Nisu prijavljeni na birou		
	<i>Total</i>			<i>Registered at the bureaus</i>			<i>Not registered at the bureaus</i>		
	2014	2015	2016	2014	2015	2016	2014	2015	2016
	<i>Muški / Male</i>								
<b>Ukupno / Total</b>	<b>100,0</b>	<b>100,0</b>	<b>100,0</b>	<b>26,5</b>	<b>27,3</b>	<b>27,4</b>	<b>73,5</b>	<b>72,7</b>	<b>72,6</b>
Zaposleni / <i>Employed</i>	100,0	100,0	100,0	20,1	21,2	23,2	79,9	78,8	76,8
Nezaposleni / <i>Unemployed</i>	100,0	100,0	100,0	94,2	95,1	95,1	(5,8)	((4,9))	((4,9))
Neaktivni / <i>Inactive</i>	100,0	100,0	100,0	11,3	12,1	11,7	88,7	87,9	88,3
	<i>Ženski / Female</i>								
<b>Ukupno / Total</b>	<b>100,0</b>	<b>100,0</b>	<b>100,0</b>	<b>23,5</b>	<b>24,2</b>	<b>25,7</b>	<b>76,5</b>	<b>75,8</b>	<b>74,3</b>
Zaposleni / <i>Employed</i>	100,0	100,0	100,0	14,2	15,0	17,2	85,8	85,0	82,8
Nezaposleni / <i>Unemployed</i>	100,0	100,0	100,0	95,6	94,8	97,5	((4,4))	((5,2))	•
Neaktivni / <i>Inactive</i>	100,0	100,0	100,0	15,3	16,6	16,8	84,7	83,4	83,2

**14.3 Radno sposobno stanovništvo prema statusu na birou za zapošljavanje i spolu, BD BiH**  
**Working-age population according to the status at the employment bureaus and sex, BD BiH**

	Ukupno			Prijavljeni na birou			Nisu prijavljeni na birou		
	Total			Registered at the bureaus			Not registered at the bureaus		
	2014	2015	2016	2014	2015	2016	2014	2015	2016
	Ukupno / Total								
<b>Ukupno / Total</b>	<b>51</b>	<b>49</b>	<b>49</b>	<b>(15)</b>	<b>(17)</b>	<b>(14)</b>	<b>36</b>	<b>32</b>	<b>34</b>
Zaposleni / Employed	12	(14)	(13)	((1))	(3)	((3))	11	10	(11)
Nezaposleni / Unemployed	(7)	(6)	(7)	(6)	(6)	(6)	•	•	•
Neaktivni / Inactive	32	30	29	(8)	(8)	(6)	24	22	23
	Muški / Male								
<b>Ukupno / Total</b>	<b>25</b>	<b>24</b>	<b>24</b>	<b>(7)</b>	<b>(8)</b>	<b>(7)</b>	<b>17</b>	<b>16</b>	<b>17</b>
Zaposleni / Employed	(8)	(9)	(8)	((1))	(2)	((2))	(7)	7	(7)
Nezaposleni / Unemployed	(4)	(3)	(3)	(4)	(3)	(3)	•	•	•
Neaktivni / Inactive	13	(12)	12	(3)	(3)	(2)	10	9	10
	Ženski / Female								
<b>Ukupno / Total</b>	<b>26</b>	<b>25</b>	<b>25</b>	<b>(8)</b>	<b>(8)</b>	<b>(8)</b>	<b>18</b>	<b>17</b>	<b>17</b>
Zaposleni / Employed	(4)	(4)	(5)	•	((1))	•	(4)	(4)	(4)
Nezaposleni / Unemployed	(3)	(3)	(3)	(3)	(2)	(3)	•	•	•
Neaktivni / Inactive	19	18	(17)	(5)	(5)	(4)	14	13	(13)
	Struktura / Structure (%)								
	Ukupno / Total								
<b>Ukupno / Total</b>	<b>100,0</b>	<b>100,0</b>	<b>100,0</b>	<b>100,0</b>	<b>100,0</b>	<b>100,0</b>	<b>100,0</b>	<b>100,0</b>	<b>100,0</b>
Zaposleni / Employed	23,9	27,6	27,2	(8,2)	(20,0)	((17,9))	30,6	31,5	31,1
Nezaposleni / Unemployed	(13,1)	(12,0)	(13,4)	(41,0)	(33,0)	(42,1)	•	•	•
Neaktivni / Inactive	63,0	60,4	59,4	50,8	47,0	40,0	68,1	67,4	67,6
	Muški / Male								
<b>Ukupno / Total</b>	<b>100,0</b>	<b>100,0</b>	<b>100,0</b>	<b>100,0</b>	<b>100,0</b>	<b>100,0</b>	<b>100,0</b>	<b>100,0</b>	<b>100,0</b>
Zaposleni / Employed	32,1	37,3	34,5	(13,6)	(29,8)	((25,7))	40,0	41,3	37,9
Nezaposleni / Unemployed	(16,0)	(13,7)	(14,0)	(48,8)	(37,1)	(43,8)	•	•	•
Neaktivni / Inactive	51,9	49,0	51,5	(37,6)	(33,2)	(30,5)	58,0	57,3	59,7
	Ženski / Female								
<b>Ukupno / Total</b>	<b>100,0</b>	<b>100,0</b>	<b>100,0</b>	<b>100,0</b>	<b>100,0</b>	<b>100,0</b>	<b>100,0</b>	<b>100,0</b>	<b>100,0</b>
Zaposleni / Employed	16,0	18,1	(20,1)	•	(10,2)	•	21,5	22,1	24,2
Nezaposleni / Unemployed	(10,3)	(10,3)	(12,9)	(33,4)	(28,9)	(40,7)	•	•	•
Neaktivni / Inactive	73,7	71,6	67,0	63,6	61,0	48,1	78,0	77,0	75,6
	Učešće / Share (%)								
	Ukupno / Total								
<b>Ukupno / Total</b>	<b>100,0</b>	<b>100,0</b>	<b>100,0</b>	<b>29,8</b>	<b>34,0</b>	<b>29,8</b>	<b>70,2</b>	<b>66,0</b>	<b>70,2</b>
Zaposleni / Employed	100,0	100,0	100,0	((10,2))	(24,7)	((19,7))	89,8	75,3	80,3
Nezaposleni / Unemployed	100,0	100,0	100,0	93,3	93,8	93,4	•	•	•
Neaktivni / Inactive	100,0	100,0	100,0	24,1	26,5	(20,0)	75,9	73,5	80,0

nastavak

(000)

	Ukupno			Prijavljeni na birou			Nisu prijavljeni na birou		
	<i>Total</i>			<i>Registered at the bureaus</i>			<i>Not registered at the bureaus</i>		
	2014	2015	2016	2014	2015	2016	2014	2015	2016
	Muški / Male								
<b>Ukupno / Total</b>	<b>100,0</b>	<b>100,0</b>	<b>100,0</b>	<b>29,9</b>	<b>34,5</b>	<b>28,1</b>	<b>70,1</b>	<b>65,5</b>	<b>71,9</b>
Zaposleni / Employed	100,0	100,0	100,0	(12,6)	(27,6)	((21,0))	87,4	72,4	79,0
Nezaposleni / Unemployed	100,0	100,0	100,0	91,3	93,4	87,9	•	•	((12,1))
Neaktivni / Inactive	100,0	100,0	100,0	(21,7)	(23,4)	(16,6)	78,3	76,6	83,4
	Ženski / Female								
<b>Ukupno / Total</b>	<b>100,0</b>	<b>100,0</b>	<b>100,0</b>	<b>29,7</b>	<b>33,5</b>	<b>31,4</b>	<b>70,3</b>	<b>66,5</b>	<b>68,6</b>
Zaposleni / Employed	100,0	100,0	100,0	•	(18,8)	((17,5))	94,5	81,2	82,5
Nezaposleni / Unemployed	100,0	100,0	100,0	96,3	94,3	99,1	•	•	•
Neaktivni / Inactive	100,0	100,0	100,0	25,7	28,5	(22,6)	74,3	71,5	77,4

**15. Neaktivne osobe prema najvišoj završenoj školskoj spremi i spolu, BiH**  
**Inactive persons by the highest level of education attained and sex, BiH**

(000)

	Ukupno			Muški			Ženski		
	Total			Male			Female		
	2014	2015	2016	2014	2015	2016	2014	2015	2016
<b>Ukupno / Total</b>	<b>1.445</b>	<b>1.443</b>	<b>1.415</b>	<b>559</b>	<b>565</b>	<b>545</b>	<b>886</b>	<b>878</b>	<b>870</b>
Osnovna škola i manje / Primary school and less	856	817	767	264	249	228	593	568	539
Srednja škola i specijalizacija / Secondary school and specialization	520	559	579	255	276	277	266	283	302
Viša, visoka škola, magisterij, doktorat / College, university, masters, doctoral degrees	68	66	69	40	40	40	28	27	29
Struktura / Structure (%)									
<b>Ukupno / Total</b>	<b>100,0</b>	<b>100,0</b>	<b>100,0</b>	<b>100,0</b>	<b>100,0</b>	<b>100,0</b>	<b>100,0</b>	<b>100,0</b>	<b>100,0</b>
Osnovna škola i manje / Primary school and less	59,3	56,7	54,2	47,2	44,1	41,8	66,9	64,7	62,0
Srednja škola i specijalizacija / Secondary school and specialization	36,0	38,7	40,9	45,6	48,9	50,9	30,0	32,2	34,7
Viša, visoka škola, magisterij, doktorat / College, university, masters, doctoral degrees	4,7	4,6	4,9	7,2	7,0	7,3	3,2	3,0	3,3

**15.1 Neaktivne osobe prema najvišoj završenoj školskoj spremi i spolu, F BiH**  
**Inactive persons by the highest level of education attained and sex, F BiH**

(000)

	Ukupno			Muški			Ženski		
	Total			Male			Female		
	2014	2015	2016	2014	2015	2016	2014	2015	2016
<b>Ukupno / Total</b>	<b>950</b>	<b>944</b>	<b>928</b>	<b>364</b>	<b>369</b>	<b>354</b>	<b>586</b>	<b>576</b>	<b>574</b>
Osnovna škola i manje / Primary school and less	558	530	499	166	157	141	392	373	358
Srednja škola i specijalizacija / Secondary school and specialization	348	371	384	174	188	189	174	183	195
Viša, visoka škola, magisterij, doktorat / College, university, masters, doctoral degrees	44	43	45	24	24	24	20	19	21
Struktura / Structure (%)									
<b>Ukupno / Total</b>	<b>100,0</b>	<b>100,0</b>	<b>100,0</b>	<b>100,0</b>	<b>100,0</b>	<b>100,0</b>	<b>100,0</b>	<b>100,0</b>	<b>100,0</b>
Osnovna škola i manje / Primary school and less	58,7	56,1	53,8	45,6	42,5	39,8	66,8	64,8	62,4
Srednja škola i specijalizacija / Secondary school and specialization	36,6	39,3	41,4	47,7	50,9	53,4	29,8	31,9	34,0
Viša, visoka škola, magisterij, doktorat / College, university, masters, doctoral degrees	4,7	4,6	4,8	6,7	6,6	6,8	3,4	3,3	3,6

**15.2 Neaktivne osobe prema najvišoj završenoj školskoj spremi i spolu, RS**  
**Inactive persons by the highest level of education attained and sex, RS**

(000)

	Ukupno			Muški			Ženski		
	Total			Male			Female		
	2014	2015	2016	2014	2015	2016	2014	2015	2016
<b>Ukupno / Total</b>	<b>463</b>	<b>469</b>	<b>458</b>	<b>182</b>	<b>184</b>	<b>179</b>	<b>281</b>	<b>285</b>	<b>280</b>
Osnovna škola i manje / Primary school and less	278	269	250	91	86	81	188	183	169
Srednja škola i specijalizacija / Secondary school and specialization	162	178	186	76	83	83	86	95	102
Viša, visoka škola, magisterij, doktorat / College, university, masters, doctoral degrees	23	22	23	(15)	(15)	(15)	(7)	(7)	(8)
Struktura / Structure (%)									
<b>Ukupno / Total</b>	<b>100,0</b>	<b>100,0</b>	<b>100,0</b>	<b>100,0</b>	<b>100,0</b>	<b>100,0</b>	<b>100,0</b>	<b>100,0</b>	<b>100,0</b>
Osnovna škola i manje / Primary school and less	60,2	57,4	54,5	49,8	46,8	45,1	66,9	64,2	60,5
Srednja škola i specijalizacija / Secondary school and specialization	34,9	38,0	40,5	41,8	45,3	46,6	30,5	33,3	36,6
Viša, visoka škola, magisterij, doktorat / College, university, masters, doctoral degrees	4,9	4,6	5,0	8,4	7,9	(8,3)	(2,6)	(2,5)	(2,9)

**15.3 Neaktivne osobe prema najvišoj završenoj školskoj spremi i spolu, BD BiH**  
**Inactive persons by the highest level of education attained and sex, BD BiH**

(000)

	Ukupno			Muški			Ženski		
	Total			Male			Female		
	2014	2015	2016	2014	2015	2016	2014	2015	2016
<b>Ukupno / Total</b>	<b>32</b>	<b>30</b>	<b>29</b>	<b>13</b>	<b>(12)</b>	<b>12</b>	<b>19</b>	<b>18</b>	<b>(17)</b>
Osnovna škola i manje / Primary school and less	20	19	(18)	(7)	(6)	(6)	13	12	(12)
Srednja škola i specijalizacija / Secondary school and specialization	(10)	(10)	(9)	(5)	(5)	(5)	(6)	(5)	(4)
Viša, visoka škola, magisterij, doktorat / College, university, masters, doctoral degrees	((1))	((1))	((1))	((1))	((1))	((1))	•	•	•
Struktura / Structure (%)									
<b>Ukupno / Total</b>	<b>100,0</b>	<b>100,0</b>	<b>100,0</b>	<b>100,0</b>	<b>100,0</b>	<b>100,0</b>	<b>100,0</b>	<b>100,0</b>	<b>100,0</b>
Osnovna škola i manje / Primary school and less	63,1	62,7	63,9	55,9	52,9	52,7	68,0	69,3	72,1
Srednja škola i specijalizacija / Secondary school and specialization	32,8	32,8	32,4	37,9	40,8	41,6	29,4	27,4	(25,6)
Viša, visoka škola, magisterij, doktorat / College, university, masters, doctoral degrees	((4,1))	(4,5)	((3,8))	((6,2))	(6,3)	((5,7))	((2,6))	((3,3))	•

**16. Obeshrabreni neaktivni prema spolu**  
**Discouraged inactive persons by sex**

(000)

	Ukupno						Muški						Ženski					
	Neaktivni			Od toga obeshrabreni			Neaktivni			Od toga obeshrabreni			Neaktivni			Od toga obeshrabreni		
	<i>Total</i>						<i>Male</i>						<i>Female</i>					
	<i>Inactive</i>			<i>Discouraged inactive out of the number of inactive persons</i>			<i>Inactive</i>			<i>Discouraged inactive out of the number of inactive persons</i>			<i>Inactive</i>			<i>Discouraged inactive out of the number of inactive persons</i>		
	2014	2015	2016	2014	2015	2016	2014	2015	2016	2014	2015	2016	2014	2015	2016	2014	2015	2016
<b>BiH</b>	<b>1.445</b>	<b>1.443</b>	<b>1.415</b>	<b>70</b>	<b>67</b>	<b>61</b>	<b>559</b>	<b>565</b>	<b>545</b>	<b>32</b>	<b>27</b>	<b>(26)</b>	<b>886</b>	<b>878</b>	<b>870</b>	<b>38</b>	<b>40</b>	<b>35</b>
<b>FBiH</b>	950	944	928	48	43	40	364	369	354	(24)	(17)	(18)	586	576	574	25	(26)	22
<b>RS</b>	463	469	458	(18)	(22)	(20)	182	184	179	(7)	(9)	(8)	281	285	280	(11)	(13)	(13)
<b>BDBiH</b>	32	30	29	((3))	•	•	13	(12)	12	((2))	•	•	19	18	(17)	•	•	•
<i>Struktura / Structure (%)</i>																		
<b>BiH</b>	<b>100,0</b>	<b>100,0</b>	<b>100,0</b>	<b>4,8</b>	<b>4,7</b>	<b>4,3</b>	<b>100,0</b>	<b>100,0</b>	<b>100,0</b>	<b>5,8</b>	<b>4,8</b>	<b>4,8</b>	<b>100,0</b>	<b>100,0</b>	<b>100,0</b>	<b>4,2</b>	<b>4,6</b>	<b>4,0</b>
<b>FBiH</b>	100,0	100,0	100,0	5,1	4,5	4,3	100,0	100,0	100,0	6,5	(4,6)	(5,0)	100,0	100,0	100,0	4,2	(4,5)	3,8
<b>RS</b>	100,0	100,0	100,0	(3,9)	(4,7)	(4,4)	100,0	100,0	100,0	(3,7)	(4,8)	(4,3)	100,0	100,0	100,0	(4,0)	(4,6)	(4,5)
<b>BDBiH</b>	100,0	100,0	100,0	((10,8))	((9,9))	•	100,0	100,0	100,0	(14,7)	((12,4))	((3,9))	100,0	100,0	100,0	((8,2))	((8,3))	•



**17.1.1 Radno sposobno stanovništvo prema subjektivnom radnom statusu i spolu, BiH**  
**Working age population according to subjective labour status and by sex, BiH**

(000)

	Ukupno			Muški			Ženski		
	Total			Male			Female		
	2014	2015	2016	2014	2015	2016	2014	2015	2016
<b>ZAPOSLjeni / EMPLOYED</b>									
<b>Ukupno / Total</b>	<b>812</b>	<b>822</b>	<b>801</b>	<b>511</b>	<b>515</b>	<b>514</b>	<b>301</b>	<b>307</b>	<b>288</b>
Zaposleni / Employed	719	729	720	457	461	465	262	268	256
Nezaposleni / Unemployed	55	52	46	42	41	36	(13)	(11)	(10)
Učenicima / studenti / Pupils / Students	((3))	((3))	((3))	•	•	•	•	((2))	•
Domaćice / Housewives	(20)	(22)	(18)	•	•	•	(20)	(22)	(18)
Penzioneri / Retired	(11)	(13)	(11)	(7)	(10)	(8)	(4)	((3))	((2))
Nesposobni za rad / Unable to work	((2))	•	((2))	•	•	•	•	•	•
Ostali / Other	((2))	•	((2))	•	•	•	•	—	•
<b>NEZAPOSLENI / UNEMPLOYED</b>									
<b>Ukupno / Total</b>	<b>308</b>	<b>315</b>	<b>273</b>	<b>172</b>	<b>179</b>	<b>149</b>	<b>136</b>	<b>136</b>	<b>124</b>
Zaposleni / Employed	—	•	•	—	—	•	—	•	—
Nezaposleni / Unemployed	281	288	244	169	177	147	111	111	97
Učenicima / studenti / Pupils / Students	((3))	((3))	((3))	•	•	•	•	((2))	((2))
Domaćice / Housewives	23	22	23	•	—	—	23	22	23
Penzioneri / Retired	•	•	•	•	•	•	•	•	•
Nesposobni za rad / Unable to work	•	—	•	•	—	•	—	—	—
Ostali / Other	•	•	•	—	•	•	•	•	•
<b>NEAKTIVNI / INACTIVE</b>									
<b>Ukupno / Total</b>	<b>1.445</b>	<b>1.443</b>	<b>1.415</b>	<b>559</b>	<b>565</b>	<b>545</b>	<b>886</b>	<b>878</b>	<b>870</b>
Zaposleni / Employed	—	•	•	—	•	•	—	—	—
Nezaposleni / Unemployed	161	176	181	81	92	83	80	84	98
Učenicima / studenti / Pupils / Students	257	246	231	127	120	110	130	126	121
Domaćice / Housewives	355	363	334	•	•	•	355	362	334
Penzioneri / Retired	504	491	498	300	302	303	204	189	195
Nesposobni za rad / Unable to work	153	152	151	45	43	41	109	109	111
Ostali / Other	(14)	(15)	(20)	(6)	(7)	(8)	(8)	(8)	(12)

**17.1.2 Radno sposobno stanovništvo prema subjektivnom radnom statusu i spolu, BiH (Struktura)**  
**Working age population according to subjective labour status and by sex, BiH (Structure)**

(000)

	Ukupno			Muški			Ženski		
	Total			Male			Female		
	2014	2015	2016	2014	2015	2016	2014	2015	2016
<b>ZAPOSLjeni / EMPLOYED</b>									
<b>Ukupno / Total</b>	<b>100,0</b>	<b>100,0</b>	<b>100,0</b>	<b>100,0</b>	<b>100,0</b>	<b>100,0</b>	<b>100,0</b>	<b>100,0</b>	<b>100,0</b>
Zaposleni / Employed	88,6	88,7	89,9	89,5	89,5	90,5	86,9	87,3	88,9
Nezaposleni / Unemployed	6,8	6,3	5,7	8,3	7,9	7,0	(4,4)	(3,5)	(3,4)
Učenicima / studenti / Pupils / Students	((0,4))	((0,4))	((0,4))	•	•	•	•	((0,7))	•
Domaćice / Housewives	(2,4)	(2,7)	(2,3)	•	•	•	(6,6)	(7,2)	(6,2)
Penzioneri / Retired	(1,3)	(1,6)	(1,3)	(1,4)	(1,9)	(1,6)	(1,3)	((0,9))	((0,8))
Nesposobni za rad / Unable to work	((0,3))	•	((0,2))	•	•	•	•	•	•
Ostali / Other	((0,2))	•	((0,2))	•	•	•	•	—	•
<b>NEZAPOSLENI / UNEMPLOYED</b>									
<b>Ukupno / Total</b>	<b>100,0</b>	<b>100,0</b>	<b>100,0</b>	<b>100,0</b>	<b>100,0</b>	<b>100,0</b>	<b>100,0</b>	<b>100,0</b>	<b>100,0</b>
Zaposleni / Employed	—	•	•	—	—	•	—	•	—
Nezaposleni / Unemployed	91,0	91,4	89,5	98,5	98,7	98,3	81,6	81,9	78,8
Učenicima / studenti / Pupils / Students	((0,9))	((0,9))	((1,1))	•	•	•	•	((1,2))	((1,4))
Domaćice / Housewives	7,5	7,0	8,6	•	—	—	16,9	16,1	19,0
Penzioneri / Retired	•	•	•	•	•	•	•	•	•
Nesposobni za rad / Unable to work	•	—	•	•	—	•	—	—	—
Ostali / Other	•	•	•	—	•	•	•	•	•
<b>NEAKTIVNI / INACTIVE</b>									
<b>Ukupno / Total</b>	<b>100,0</b>	<b>100,0</b>	<b>100,0</b>	<b>100,0</b>	<b>100,0</b>	<b>100,0</b>	<b>100,0</b>	<b>100,0</b>	<b>100,0</b>
Zaposleni / Employed	—	•	•	—	•	•	—	—	—
Nezaposleni / Unemployed	11,1	12,2	12,8	14,5	16,2	15,2	9,0	9,5	11,3
Učenicima / studenti / Pupils / Students	17,8	17,0	16,3	22,7	21,2	20,2	14,7	14,3	13,9
Domaćice / Housewives	24,6	25,1	23,6	•	•	•	40,1	41,3	38,4
Penzioneri / Retired	34,9	34,1	35,2	53,7	53,5	55,6	23,1	21,5	22,4
Nesposobni za rad / Unable to work	10,6	10,5	10,7	8,0	7,6	7,4	12,3	12,4	12,7
Ostali / Other	(1,0)	(1,0)	(1,4)	(1,1)	(1,2)	(1,4)	(0,9)	(0,9)	(1,4)

**17.2.1 Radno sposobno stanovništvo prema subjektivnom radnom statusu i spolu, FBiH**  
**Working age population according to subjective labour status and by sex, FBiH**

(000)

	Ukupno			Muški			Ženski		
	Total			Male			Female		
	2014	2015	2016	2014	2015	2016	2014	2015	2016
<b>ZAPOSLjeni / EMPLOYED</b>									
<b>Ukupno / Total</b>	<b>495</b>	<b>496</b>	<b>480</b>	<b>317</b>	<b>316</b>	<b>313</b>	<b>178</b>	<b>181</b>	<b>167</b>
Zaposleni / Employed	452	449	438	290	287	286	162	163	152
Nezaposleni / Unemployed	(31)	31	(28)	(24)	24	(21)	(7)	(7)	(7)
Učenicima / studenti / Pupils / Students	•	((2))	((2))	•	•	•	•	•	•
Domaćice / Housewives	(6)	(8)	((6))	–	–	–	(6)	(8)	((6))
Penzioneri / Retired	((3))	(4)	((4))	•	((4))	((3))	•	•	•
Nesposobni za rad / Unable to work	•	•	•	•	•	•	•	•	•
Ostali / Other	•	•	•	•	•	•	–	–	•
<b>NEZAPOSLjeni / UNEMPLOYED</b>									
<b>Ukupno / Total</b>	<b>196</b>	<b>204</b>	<b>165</b>	<b>110</b>	<b>117</b>	<b>93</b>	<b>86</b>	<b>87</b>	<b>72</b>
Zaposleni / Employed	–	•	•	–	–	•	–	•	–
Nezaposleni / Unemployed	177	185	149	108	116	91	69	70	58
Učenicima / studenti / Pupils / Students	((2))	((2))	((2))	•	•	•	•	•	•
Domaćice / Housewives	(16)	(15)	(13)	–	–	–	(16)	(15)	(13)
Penzioneri / Retired	•	•	•	•	•	•	•	•	•
Nesposobni za rad / Unable to work	•	–	•	•	–	•	–	–	–
Ostali / Other	•	•	•	–	•	•	•	•	•
<b>NEAKTIVNI / INACTIVE</b>									
<b>Ukupno / Total</b>	<b>950</b>	<b>944</b>	<b>928</b>	<b>364</b>	<b>369</b>	<b>354</b>	<b>586</b>	<b>576</b>	<b>574</b>
Zaposleni / Employed	–	•	•	–	•	•	–	–	–
Nezaposleni / Unemployed	108	114	126	55	62	58	53	53	68
Učenicima / studenti / Pupils / Students	174	162	152	85	82	71	89	80	81
Domaćice / Housewives	256	262	239	–	–	–	256	262	239
Penzioneri / Retired	330	318	320	197	198	199	133	120	121
Nesposobni za rad / Unable to work	74	77	80	24	22	22	50	55	58
Ostali / Other	(8)	(11)	(11)	(3)	(5)	((4))	(5)	(6)	(7)

**17.2.2 Radno sposobno stanovništvo prema subjektivnom radnom statusu i spolu, FBiH**  
**Working age population according to subjective labour status and by sex, FBiH**

(000)

	Ukupno			Muški			Ženski		
	Total			Male			Female		
	2014	2015	2016	2014	2015	2016	2014	2015	2016
<b>ZAPOSLjeni / EMPLOYED</b>									
<b>Ukupno / Total</b>	<b>100,0</b>	<b>100,0</b>	<b>100,0</b>	<b>100,0</b>	<b>100,0</b>	<b>100,0</b>	<b>100,0</b>	<b>100,0</b>	<b>100,0</b>
Zaposleni / Employed	91,3	90,5	91,2	91,4	90,8	91,4	91,2	90,1	90,9
Nezaposleni / Unemployed	(6,3)	6,2	5,9	(7,5)	7,5	(6,8)	(4,1)	(3,9)	(4,3)
Učenci / studenti / Pupils / Students	•	((0,5))	((0,5))	•	•	•	•	•	•
Domaćice / Housewives	(1,3)	(1,6)	((1,2))	–	–	–	(3,7)	(4,5)	((3,4))
Penzioneri / Retired	((0,5))	(0,9)	((0,8))	•	((1,1))	((0,9))	•	•	•
Nesposobni za rad / Unable to work	•	•	•	•	•	•	•	•	•
Ostali / Other	•	•	•	•	•	•	–	–	•
<b>NEZAPOSLENI / UNEMPLOYED</b>									
<b>Ukupno / Total</b>	<b>100,0</b>	<b>100,0</b>	<b>100,0</b>	<b>100,0</b>	<b>100,0</b>	<b>100,0</b>	<b>100,0</b>	<b>100,0</b>	<b>100,0</b>
Zaposleni / Employed	–	•	•	–	–	•	–	•	–
Nezaposleni / Unemployed	90,2	90,9	90,3	98,6	98,6	98,4	79,6	80,5	79,9
Učenci / studenti / Pupils / Students	((1,1))	((0,9))	((1,2))	•	•	•	•	•	•
Domaćice / Housewives	(8,1)	(7,4)	(7,7)	–	–	–	(18,5)	(17,4)	(17,7)
Penzioneri / Retired	•	•	•	•	•	•	•	•	•
Nesposobni za rad / Unable to work	•	–	•	•	–	•	–	–	–
Ostali / Other	•	•	•	–	•	•	•	•	•
<b>NEAKTIVNI / INACTIVE</b>									
<b>Ukupno / Total</b>	<b>100,0</b>	<b>100,0</b>	<b>100,0</b>	<b>100,0</b>	<b>100,0</b>	<b>100,0</b>	<b>100,0</b>	<b>100,0</b>	<b>100,0</b>
Zaposleni / Employed	–	•	•	–	•	•	–	–	–
Nezaposleni / Unemployed	11,4	12,1	13,6	15,1	16,7	16,4	9,1	9,2	11,8
Učenci / studenti / Pupils / Students	18,3	17,1	16,4	23,4	22,1	20,1	15,2	13,9	14,1
Domaćice / Housewives	26,9	27,7	25,8	–	–	–	43,6	45,5	41,7
Penzioneri / Retired	34,7	33,7	34,5	54,0	53,7	56,2	22,8	20,9	21,0
Nesposobni za rad / Unable to work	7,8	8,2	8,6	6,6	6,1	6,2	8,5	9,5	10,1
Ostali / Other	(0,9)	(1,1)	(1,2)	(1,0)	(1,3)	((1,0))	(0,8)	(1,1)	(1,3)

**17.3.1 Radno sposobno stanovništvo prema subjektivnom radnom statusu i spolu, RS**  
**Working age population according to subjective labour status and by sex, RS**

(000)

	Ukupno			Muški			Ženski		
	Total			Male			Female		
	2014	2015	2016	2014	2015	2016	2014	2015	2016
<b>ZAPOSLjeni / EMPLOYED</b>									
<b>Ukupno / Total</b>	<b>305</b>	<b>312</b>	<b>308</b>	<b>186</b>	<b>190</b>	<b>193</b>	<b>119</b>	<b>122</b>	<b>115</b>
Zaposleni / Employed	255	266	271	159	166	171	96	101	99
Nezaposleni / Unemployed	(24)	(21)	(17)	(19)	(17)	(14)	(6)	(4)	((3))
Učenci / studenti / Pupils / Students	•	•	•	•	•	•	•	•	•
Domaćice / Housewives	(13)	(14)	(12)	•	•	•	(13)	(14)	(11)
Penzioneri / Retired	(8)	(8)	(7)	(5)	(6)	(5)	((3))	•	•
Nesposobni za rad / Unable to work	((2))	•	•	•	•	•	•	•	•
Ostali / Other	((1))	•	•	•	•	•	•	–	•
<b>NEZAPOSLENI / UNEMPLOYED</b>									
<b>Ukupno / Total</b>	<b>105</b>	<b>105</b>	<b>101</b>	<b>58</b>	<b>58</b>	<b>53</b>	<b>47</b>	<b>47</b>	<b>48</b>
Zaposleni / Employed	–	–	–	–	–	–	–	–	–
Nezaposleni / Unemployed	97	97	90	57	58	52	40	39	38
Učenci / studenti / Pupils / Students	•	•	•	•	•	•	•	•	•
Domaćice / Housewives	(7)	(6)	(10)	–	–	–	(7)	(6)	(10)
Penzioneri / Retired	•	•	•	•	–	•	•	•	•
Nesposobni za rad / Unable to work	•	–	–	•	–	–	–	–	–
Ostali / Other	–	•	–	–	•	–	–	•	–
<b>NEAKTIVNI / INACTIVE</b>									
<b>Ukupno / Total</b>	<b>463</b>	<b>469</b>	<b>458</b>	<b>182</b>	<b>184</b>	<b>179</b>	<b>281</b>	<b>285</b>	<b>280</b>
Zaposleni / Employed	–	•	–	–	•	–	–	–	–
Nezaposleni / Unemployed	49	57	50	(24)	27	(22)	(25)	30	(28)
Učenci / studenti / Pupils / Students	78	80	76	39	37	37	38	44	39
Domaćice / Housewives	92	93	89	•	•	•	92	93	89
Penzioneri / Retired	165	165	168	98	99	98	67	66	70
Nesposobni za rad / Unable to work	74	69	67	19	19	17	55	51	50
Ostali / Other	(5)	((3))	(8)	((2))	•	((4))	((3))	((2))	((4))

**17.3.2 Radno sposobno stanovništvo prema subjektivnom radnom statusu i spolu, RS (Struktura)**  
**Working age population according to subjective labour status and by sex, RS (Structure)**

(000)

	Ukupno			Muški			Ženski		
	Total			Male			Female		
	2014	2015	2016	2014	2015	2016	2014	2015	2016
<b>ZAPOSLjeni / EMPLOYED</b>									
<b>Ukupno / Total</b>	<b>100,0</b>	<b>100,0</b>	<b>100,0</b>	<b>100,0</b>	<b>100,0</b>	<b>100,0</b>	<b>100,0</b>	<b>100,0</b>	<b>100,0</b>
Zaposleni / Employed	83,6	85,4	88,0	85,9	87,1	89,0	80,1	82,8	86,2
Nezaposleni / Unemployed	(8,0)	6,7	(5,4)	(10,0)	8,9	(7,3)	(4,8)	(3,2)	((2,2))
Učenci / studenti / Pupils / Students	•	•	•	•	•	•	•	•	•
Domaćice / Housewives	(4,4)	(4,6)	(3,8)	•	•	•	(11,1)	(11,4)	(10,0)
Penzioneri / Retired	(2,7)	(2,7)	(2,2)	(2,7)	(3,4)	(2,8)	((2,6))	((1,6))	•
Nesposobni za rad / Unable to work	((0,6))	•	•	•	•	•	•	•	•
Ostali / Other	((0,5))	•	•	•	•	•	•	—	•
<b>NEZAPOSLENI / UNEMPLOYED</b>									
<b>Ukupno / Total</b>	<b>100,0</b>	<b>100,0</b>	<b>100,0</b>	<b>100,0</b>	<b>100,0</b>	<b>100,0</b>	<b>100,0</b>	<b>100,0</b>	<b>100,0</b>
Zaposleni / Employed	—	—	—	—	—	—	—	—	—
Nezaposleni / Unemployed	92,2	92,5	88,7	98,3	98,9	98,3	84,8	84,5	78,1
Učenci / studenti / Pupils / Students	•	•	•	•	•	•	•	•	•
Domaćice / Housewives	(6,6)	(6,1)	(9,5)	—	—	—	(14,7)	(13,7)	(20,0)
Penzioneri / Retired	•	•	•	•	—	•	•	•	•
Nesposobni za rad / Unable to work	•	—	—	•	—	—	—	—	—
Ostali / Other	—	•	—	—	•	—	—	•	—
<b>NEAKTIVNI / INACTIVE</b>									
<b>Ukupno / Total</b>	<b>100,0</b>	<b>100,0</b>	<b>100,0</b>	<b>100,0</b>	<b>100,0</b>	<b>100,0</b>	<b>100,0</b>	<b>100,0</b>	<b>100,0</b>
Zaposleni / Employed	—	•	—	—	•	—	—	—	—
Nezaposleni / Unemployed	10,5	12,2	10,9	13,0	14,9	12,4	8,9	10,4	9,9
Učenci / studenti / Pupils / Students	16,8	17,1	16,6	21,6	19,9	20,9	13,7	15,4	13,8
Domaćice / Housewives	19,9	19,9	19,5	•	•	•	32,8	32,6	31,9
Penzioneri / Retired	35,7	35,2	36,8	53,8	53,9	55,0	24,0	23,2	25,1
Nesposobni za rad / Unable to work	15,9	14,8	14,6	10,3	10,1	9,6	19,6	17,8	17,8
Ostali / Other	(1,1)	((0,7))	(1,7)	((1,4))	•	((2,0))	((1,0))	((0,6))	((1,4))

**17.4.1 Radno sposobno stanovništvo prema subjektivnom radnom statusu i spolu, BD BiH**  
**Working age population according to subjective labour status and by sex, BD BiH**

(000)

	Ukupno			Muški			Ženski		
	Total			Male			Female		
	2014	2015	2016	2014	2015	2016	2014	2015	2016
<b>ZAPOSLjeni / EMPLOYED</b>									
<b>Ukupno / Total</b>	<b>12</b>	<b>(14)</b>	<b>(13)</b>	<b>(8)</b>	<b>(9)</b>	<b>(8)</b>	<b>(4)</b>	<b>(4)</b>	<b>(5)</b>
Zaposleni / Employed	12	13	(12)	(8)	9	(7)	(4)	(4)	(4)
Nezaposleni / Unemployed	•	•	((1))	•	•	•	–	•	•
Učenicima / studenti / Pupils / Students	–	–	•	–	–	•	–	–	–
Domaćice / Housewives	–	–	•	–	–	–	–	–	•
Penzioneri / Retired	–	•	•	–	•	•	–	–	–
Nesposobni za rad / Unable to work	•	–	•	•	–	•	–	–	•
Ostali / Other	–	–	•	–	–	–	–	–	•
<b>NEZAPOSLjeni / UNEMPLOYED</b>									
<b>Ukupno / Total</b>	<b>(7)</b>	<b>(6)</b>	<b>(7)</b>	<b>(4)</b>	<b>(3)</b>	<b>(3)</b>	<b>(3)</b>	<b>(3)</b>	<b>(3)</b>
Zaposleni / Employed	–	–	–	–	–	–	–	–	–
Nezaposleni / Unemployed	(6)	(5)	(5)	(4)	(3)	(3)	(2)	(2)	(2)
Učenicima / studenti / Pupils / Students	•	•	•	•	•	•	•	–	•
Domaćice / Housewives	•	•	((1))	•	–	–	•	•	((1))
Penzioneri / Retired	–	•	–	–	–	–	–	•	–
Nesposobni za rad / Unable to work	–	–	–	–	–	–	–	–	–
Ostali / Other	–	•	•	–	–	•	–	•	–
<b>NEAKTIVNI / INACTIVE</b>									
<b>Ukupno / Total</b>	<b>32</b>	<b>30</b>	<b>29</b>	<b>13</b>	<b>(12)</b>	<b>12</b>	<b>19</b>	<b>18</b>	<b>(17)</b>
Zaposleni / Employed	–	–	–	–	–	–	–	–	–
Nezaposleni / Unemployed	(4)	(4)	(5)	(3)	((3))	(3)	((1))	(2)	(3)
Učenicima / studenti / Pupils / Students	(5)	(4)	(3)	(2)	(2)	(2)	(2)	(2)	(2)
Domaćice / Housewives	(7)	(8)	(5)	•	–	–	(7)	(8)	(5)
Penzioneri / Retired	(9)	8	10	(5)	(5)	6	(4)	(3)	(4)
Nesposobni za rad / Unable to work	(6)	(6)	(4)	(2)	(2)	((1))	(4)	(4)	(3)
Ostali / Other	((1))	((0,4))	•	((0,4))	•	•	((0,3))	•	•

**17.4.2 Radno sposobno stanovništvo prema subjektivnom radnom statusu i spolu, BD BiH (Struktura)**  
**Working age population according to subjective labour status and by sex, BD BiH (Structure)**

(000)

	Ukupno			Muški			Ženski		
	Total			Male			Female		
	2014	2015	2016	2014	2015	2016	2014	2015	2016
<b>ZAPOSLENI / EMPLOYED</b>									
<b>Ukupno / Total</b>	<b>100,0</b>	<b>100,0</b>	<b>100,0</b>	<b>100,0</b>	<b>100,0</b>	<b>100,0</b>	<b>100,0</b>	<b>100,0</b>	<b>100,0</b>
Zaposleni / Employed	99,0	98,9	87,6	98,5	98,6	90,9	100,0	99,5	82,3
Nezaposleni / Unemployed	•	•	((4,6))	•	•	•	–	•	•
Učenici / studenti / Pupils / Students	–	–	•	–	–	•	–	–	–
Domaćice / Housewives	–	–	•	–	–	–	–	–	•
Penzioneri / Retired	–	•	•	–	•	•	–	–	–
Nesposobni za rad / Unable to work	•	–	•	•	–	•	–	–	•
Ostali / Other	–	–	•	–	–	–	–	–	•
<b>NEZAPOSLENI / UNEMPLOYED</b>									
<b>Ukupno / Total</b>	<b>100,0</b>	<b>100,0</b>	<b>100,0</b>	<b>100,0</b>	<b>100,0</b>	<b>100,0</b>	<b>100,0</b>	<b>100,0</b>	<b>100,0</b>
Zaposleni / Employed	–	–	–	–	–	–	–	–	–
Nezaposleni / Unemployed	95,5	91,5	80,9	98,7	99,2	96,2	90,7	81,4	64,9
Učenici / studenti / Pupils / Students	•	•	•	•	•	•	•	–	•
Domaćice / Housewives	•	((7,2))	(16,7)	•	–	–	•	((16,7))	(34,1)
Penzioneri / Retired	–	•	–	–	–	–	–	•	–
Nesposobni za rad / Unable to work	–	–	–	–	–	–	–	–	–
Ostali / Other	–	•	•	–	–	•	–	•	–
<b>NEAKTIVNI / INACTIVE</b>									
<b>Ukupno / Total</b>	<b>100,0</b>	<b>100,0</b>	<b>100,0</b>	<b>100,0</b>	<b>100,0</b>	<b>100,0</b>	<b>100,0</b>	<b>100,0</b>	<b>100,0</b>
Zaposleni / Employed	–	–	–	–	–	–	–	–	–
Nezaposleni / Unemployed	(12,6)	(14,2)	17,9	(19,7)	(22,6)	21,1	(7,7)	(8,6)	(15,6)
Učenici / studenti / Pupils / Students	15,5	13,2	(11,7)	19,2	(15,9)	(13,1)	12,9	11,3	(10,6)
Domaćice / Housewives	23,3	25,7	(18,4)	•	–	–	38,8	42,8	(32,0)
Penzioneri / Retired	28,1	26,9	35,0	41,1	43,5	49,9	(19,2)	(15,9)	(23,9)
Nesposobni za rad / Unable to work	(18,2)	(18,7)	(13,8)	(16,1)	(15,8)	(11,0)	(19,7)	(20,7)	(15,9)
Ostali / Other	((2,3))	((1,3))	•	((3,3))	•	•	•	•	•



**18. Postotak ukupno plaćene radne snage prema spolu, 2016**  
**Percentage of the total paid labour force by sex, 2016**

	BiH						F BiH						RS						BD BiH					
	2014	2015	2016	2014	2015	2016	2014	2015	2016	2014	2015	2016	2014	2015	2016	2014	2015	2016	2014	2015	2016	2014	2015	2016
	Ženski			Muški			Ženski			Muški			Ženski			Muški			Ženski			Muški		
	Female			Male			Female			Male			Female			Male			Female			Male		
<b>% od ukupno plaćene radne snage / % total paid LF</b>	99,7	99,9	99,9	99,7	99,5	99,6	99,6	99,9	100,0	99,8	99,5	99,6	99,8	99,9	99,6	99,4	99,6	99,8	99,2	99,2	100,0	100,0	100,0	99,3

**19. Postotak ukupno plaćene radne snage prema spolu prema starosnim grupama, 2016**  
**Percentage of the total paid labour force by age groups and sex, 2016**

	BiH						F BiH						RS						BD BiH					
	2014	2015	2016	2014	2015	2016	2014	2015	2016	2014	2015	2016	2014	2015	2016	2014	2015	2016	2014	2015	2016	2014	2015	2016
	Ženski			Muški			Ženski			Muški			Ženski			Muški			Ženski			Muški		
	Female			Male			Female			Male			Female			Male			Female			Male		
<b>15 - 24 godina / years</b>	100,0	100,0	100,0	100,0	99,5	100,0	100,0	100,0	100,0	100,0	100,0	100,0	100,0	100,0	100,0	100,0	98,8	100,0	100,0	100,0	100,0	100,0	100,0	100,0
<b>25 - 44 godina / years</b>	99,9	99,9	99,9	99,9	99,7	99,6	99,8	99,8	100,0	100,0	99,6	99,6	100,0	100,0	99,7	99,6	100,0	99,6	100,0	100,0	100,0	100,0	100,0	100,0
<b>45+ godina / years</b>	99,4	99,9	99,9	99,3	99,3	99,6	99,3	100,0	100,0	99,5	99,3	99,5	99,6	99,7	99,6	99,1	99,3	100,0	98,4	98,2	100,0	100,0	100,0	98,5

**20. Postotak ukupno plaćene radne snage prema spolu (puno radno vrijeme i skraćeno radno vrijeme), 2016**  
**Percentage of the total paid labour force by sex - full time or part time, 2016**

	BiH						F BiH						RS						BD BiH					
	2014	2015	2016	2014	2015	2016	2014	2015	2016	2014	2015	2016	2014	2015	2016	2014	2015	2016	2014	2015	2016	2014	2015	2016
	Ženski			Muški			Ženski			Muški			Ženski			Muški			Ženski			Muški		
	Female			Male			Female			Male			Female			Male			Female			Male		
<b>puno radno vrijeme / full time</b>	99,7	99,9	99,9	99,7	99,5	99,6	99,6	99,9	100,0	99,8	99,5	99,5	100,0	99,8	99,6	99,5	99,6	99,8	99,2	99,1	100,0	100,0	100,0	99,3
<b>skraćeno radno vrijeme / part time</b>	98,3	100,0	100,0	99,0	100,0	100,0	100,0	100,0	100,0	100,0	100,0	100,0	94,2	100,0	100,0	97,2	100,0	100,0	100,0	100,0	100,0	100,0	100,0	100,0

**21.1 Nosiocci domaćinstva (urbano-ruralno) - bračni status, 2016**  
**Head of household (urban-rural) - marital status, 2016**

(000)

	BiH								
	2014	2015	2016	2014	2015	2016	2014	2015	2016
	Ukupno			Ženski			Muški		
	Total			Female			Male		
<b>Ukupno / Total</b>	<b>1.027</b>	<b>1.030</b>	<b>1.031</b>	<b>267</b>	<b>270</b>	<b>270</b>	<b>760</b>	<b>760</b>	<b>761</b>
udata, oženjen / <i>married</i>	655	650	645	16	17	(17)	639	632	628
udovica, udovac / <i>widower</i>	272	275	280	212	211	214	60	64	66
razvedeni / <i>divorced</i>	32	34	31	18	19	17	14	15	14
vanbračna zajednica / <i>illegitimate marriage</i>	(6)	(7)	(8)	•	((2))	((2))	(5)	(5)	(7)
neudata, neoženjen / <i>unmarried, single</i>	62	64	68	19	21	21	43	43	47
<b>Urbano / Urban</b>	<b>447</b>	<b>447</b>	<b>448</b>	<b>133</b>	<b>138</b>	<b>133</b>	<b>314</b>	<b>309</b>	<b>315</b>
udata, oženjen / <i>married</i>	276	268	272	(11)	(12)	(11)	265	256	260
udovica, udovac / <i>widower</i>	116	125	122	96	100	96	21	25	26
razvedeni / <i>divorced</i>	21	19	18	(13)	(12)	(12)	(7)	(7)	(6)
vanbračna zajednica / <i>illegitimate marriage</i>	((4))	((4))	(5)	•	•	•	((3))	((3))	(4)
neudata, neoženjen / <i>unmarried, single</i>	30	31	31	(12)	(13)	(12)	18	18	19
<b>Ruralno / Rural</b>	<b>581</b>	<b>583</b>	<b>583</b>	<b>134</b>	<b>132</b>	<b>138</b>	<b>446</b>	<b>451</b>	<b>446</b>
udata, oženjen / <i>married</i>	379	382	373	(5)	(6)	(5)	375	376	368
udovica, udovac / <i>widower</i>	156	150	158	117	111	118	39	40	39
razvedeni / <i>divorced</i>	(11)	(14)	(12)	(5)	(7)	(4)	(7)	(8)	(8)
vanbračna zajednica / <i>illegitimate marriage</i>	((2))	(3)	(3)	•	•	•	((2))	((3))	((3))
neudata, neoženjen / <i>unmarried, single</i>	32	33	37	(8)	(8)	(9)	25	25	28

**21.1.1 Nosioci domaćinstva (urbano-ruralno) - bračni status, 2016 (Struktura)**  
**Head of household (urban-rural) - marital status, 2016 (Structure)**

(%)

	BiH								
	2014	2015	2016	2014	2015	2016	2014	2015	2016
	Ukupno			Ženski			Muški		
	Total			Female			Male		
<b>Ukupno / Total</b>	<b>100,0</b>	<b>100,0</b>	<b>100,0</b>	<b>100,0</b>	<b>100,0</b>	<b>100,0</b>	<b>100,0</b>	<b>100,0</b>	<b>100,0</b>
udata, oženjen / <i>married</i>	63,8	63,1	62,5	5,9	6,4	6,1	84,1	83,2	82,5
udovica, udovac / <i>widower</i>	26,5	26,7	27,1	79,4	78,1	79,3	7,9	8,5	8,6
razvedeni / <i>divorced</i>	3,1	3,3	3,0	6,8	7,1	6,1	1,8	2,0	1,8
vanbračna zajednica / <i>illegitimate marriage</i>	(0,6)	(0,7)	(0,8)	•	((0,6))	((0,6))	(0,6)	(0,7)	(0,9)
neudata, neoženjen / <i>unmarried, single</i>	6,0	6,2	6,6	7,3	7,8	7,8	5,6	5,7	6,2
<b>Urbano / Urban</b>	<b>100,0</b>	<b>100,0</b>	<b>100,0</b>	<b>100,0</b>	<b>100,0</b>	<b>100,0</b>	<b>100,0</b>	<b>100,0</b>	<b>100,0</b>
udata, oženjen / <i>married</i>	61,8	59,9	60,6	(8,5)	(8,5)	(8,6)	84,3	82,9	82,5
udovica, udovac / <i>widower</i>	26,0	27,9	27,3	71,8	72,6	72,3	6,6	8,0	8,4
razvedeni / <i>divorced</i>	4,6	4,4	4,1	10,0	(8,9)	(9,2)	(2,4)	(2,3)	(1,9)
vanbračna zajednica / <i>illegitimate marriage</i>	((0,9))	(0,9)	(1,1)	•	•	•	((0,9))	((0,9))	(1,2)
neudata, neoženjen / <i>unmarried, single</i>	6,7	6,9	7,0	(8,9)	(9,2)	(9,1)	5,8	5,9	6,1
<b>Ruralno / Rural</b>	<b>100,0</b>	<b>100,0</b>	<b>100,0</b>	<b>100,0</b>	<b>100,0</b>	<b>100,0</b>	<b>100,0</b>	<b>100,0</b>	<b>100,0</b>
udata, oženjen / <i>married</i>	65,3	65,5	64,0	(3,4)	(4,3)	(3,7)	83,9	83,4	82,5
udovica, udovac / <i>widower</i>	26,8	25,8	27,0	87,0	83,8	86,2	8,7	8,8	8,8
razvedeni / <i>divorced</i>	(2,0)	2,5	2,1	(3,6)	(5,2)	(3,1)	(1,5)	(1,7)	(1,8)
vanbračna zajednica / <i>illegitimate marriage</i>	((0,4))	(0,5)	(0,6)	•	•	•	((0,4))	((0,6))	((0,7))
neudata, neoženjen / <i>unmarried, single</i>	5,5	5,7	6,3	(5,7)	(6,2)	(6,6)	5,5	5,5	6,2

**21.1.2 Nosioci domaćinstva (urbano-ruralno) - bračni status, 2016 (Učešće)**  
**Head of household (urban-rural) - marital status, 2016 (Share)**

(%)

	BiH								
	2014	2015	2016	2014	2015	2016	2014	2015	2016
	Ukupno			Ženski			Muški		
	Total			Female			Male		
<b>Ukupno / Total</b>	<b>100,0</b>	<b>100,0</b>	<b>100,0</b>	<b>26,0</b>	<b>26,2</b>	<b>26,2</b>	<b>74,0</b>	<b>73,8</b>	<b>73,8</b>
udata, oženjen / <i>married</i>	100,0	100,0	100,0	2,4	2,7	(2,6)	97,6	97,3	97,4
udovica, udovac / <i>widower</i>	100,0	100,0	100,0	78,0	76,6	76,6	22,0	23,4	23,4
razvedeni / <i>divorced</i>	100,0	100,0	100,0	56,6	56,3	54,0	43,4	43,7	46,0
vanbračna zajednica / <i>illegitimate marriage</i>	100,0	100,0	100,0	((24,6))	((23,8))	((19,3))	75,4	76,2	80,7
neudata, neoženjen / <i>unmarried, single</i>	100,0	100,0	100,0	31,3	32,7	31,1	68,7	67,3	68,9
<b>Urbano / Urban</b>	<b>100,0</b>	<b>100,0</b>	<b>100,0</b>	<b>29,8</b>	<b>30,9</b>	<b>29,6</b>	<b>70,2</b>	<b>69,1</b>	<b>70,4</b>
udata, oženjen / <i>married</i>	100,0	100,0	100,0	(4,1)	(4,4)	(4,2)	95,9	95,6	95,8
udovica, udovac / <i>widower</i>	100,0	100,0	100,0	82,1	80,2	78,4	17,9	19,8	21,6
razvedeni / <i>divorced</i>	100,0	100,0	100,0	64,4	62,9	66,7	(35,6)	(37,1)	(33,3)
vanbračna zajednica / <i>illegitimate marriage</i>	100,0	100,0	100,0	•	((28,5))	•	(74,2)	(71,5)	77,4
neudata, neoženjen / <i>unmarried, single</i>	100,0	100,0	100,0	39,5	41,3	38,6	60,5	58,7	61,4
<b>Ruralno / Rural</b>	<b>100,0</b>	<b>100,0</b>	<b>100,0</b>	<b>23,1</b>	<b>22,7</b>	<b>23,6</b>	<b>76,9</b>	<b>77,3</b>	<b>76,4</b>
udata, oženjen / <i>married</i>	100,0	100,0	100,0	(1,2)	(1,5)	(1,4)	98,8	98,5	98,6
udovica, udovac / <i>widower</i>	100,0	100,0	100,0	75,0	73,7	75,1	25,0	26,3	24,9
razvedeni / <i>divorced</i>	100,0	100,0	100,0	(42,5)	47,5	(35,1)	57,5	52,5	64,9
vanbračna zajednica / <i>illegitimate marriage</i>	100,0	100,0	100,0	•	•	•	(77,6)	82,4	85,3
neudata, neoženjen / <i>unmarried, single</i>	100,0	100,0	100,0	(23,6)	(24,8)	(24,8)	76,4	75,2	75,2

**21.2 Nosiocci domaćinstva (urbano-ruralno) - bračni status, 2016**  
**Head of household (urban-rural) - marital status, 2016**

(000)

	F BiH								
	2014	2015	2016	2014	2015	2016	2014	2015	2016
	Ukupno			Ženski			Muški		
	Total			Female			Male		
<b>Ukupno / Total</b>	<b>648</b>	<b>651</b>	<b>650</b>	<b>162</b>	<b>166</b>	<b>166</b>	<b>486</b>	<b>485</b>	<b>485</b>
udata, oženjen / <i>married</i>	433	428	423	(10)	(10)	(10)	423	418	412
udovica, udovac / <i>widower</i>	161	166	171	129	130	132	32	36	39
razvedeni / <i>divorced</i>	18	18	17	(11)	(12)	(10)	(7)	(6)	(7)
vanbračna zajednica / <i>illegitimate marriage</i>	((3))	((3))	(4)	•	•	•	((2))	((2))	((3))
neudata, neoženjen / <i>unmarried, single</i>	33	35	37	(11)	(13)	(13)	22	22	24
<b>Urbano / Urban</b>	<b>297</b>	<b>297</b>	<b>298</b>	<b>86</b>	<b>91</b>	<b>87</b>	<b>211</b>	<b>206</b>	<b>211</b>
udata, oženjen / <i>married</i>	189	180	183	(7)	(7)	(7)	181	173	176
udovica, udovac / <i>widower</i>	75	83	81	62	67	64	(13)	(16)	(18)
razvedeni / <i>divorced</i>	(13)	(12)	(11)	(8)	(8)	(7)	(4)	((4))	((4))
vanbračna zajednica / <i>illegitimate marriage</i>	((2))	•	((2))	•	•	•	•	•	((2))
neudata, neoženjen / <i>unmarried, single</i>	19	21	(20)	(8)	(8)	(8)	(11)	(12)	(12)
<b>Ruralno / Rural</b>	<b>351</b>	<b>354</b>	<b>352</b>	<b>76</b>	<b>75</b>	<b>79</b>	<b>275</b>	<b>279</b>	<b>274</b>
udata, oženjen / <i>married</i>	245	248	240	((3))	((3))	((3))	242	245	236
udovica, udovac / <i>widower</i>	86	84	89	67	63	68	19	21	21
razvedeni / <i>divorced</i>	(5)	(6)	(6)	((2))	(4)	((2))	((3))	((2))	(4)
vanbračna zajednica / <i>illegitimate marriage</i>	•	•	•	•	•	•	•	•	•
neudata, neoženjen / <i>unmarried, single</i>	14	15	17	(3)	(5)	(5)	(11)	(10)	(12)

**21.2.1 Nosioci domaćinstva (urbano-ruralno) - bračni status, 2016 (Struktura)**  
**Head of household (urban-rural) - marital status, 2016 (Structure)**

(%)

	F BiH								
	2014	2015	2016	2014	2015	2016	2014	2015	2016
	Ukupno			Ženski			Muški		
	Total			Female			Male		
<b>Ukupno / Total</b>	<b>100,0</b>	<b>100,0</b>	<b>100,0</b>	<b>100,0</b>	<b>100,0</b>	<b>100,0</b>	<b>100,0</b>	<b>100,0</b>	<b>100,0</b>
udata, oženjen / <i>married</i>	66,9	65,8	65,0	(6,5)	(6,1)	(6,3)	87,0	86,3	85,1
udovica, udovac / <i>widower</i>	24,8	25,5	26,2	79,4	78,2	79,7	6,6	7,5	8,0
razvedeni / <i>divorced</i>	2,7	2,8	2,6	(6,7)	(7,4)	(5,8)	(1,4)	(1,2)	(1,5)
vanbračna zajednica / <i>illegitimate marriage</i>	((0,5))	((0,4))	(0,6)	•	•	•	((0,5))	((0,4))	((0,5))
neudata, neoženjen / <i>unmarried, single</i>	5,1	5,4	5,6	(6,9)	(7,8)	(7,6)	4,5	4,6	5,0
<b>Urbano / Urban</b>	<b>100,0</b>	<b>100,0</b>	<b>100,0</b>	<b>100,0</b>	<b>100,0</b>	<b>100,0</b>	<b>100,0</b>	<b>100,0</b>	<b>100,0</b>
udata, oženjen / <i>married</i>	63,4	60,6	61,6	(8,4)	(8,0)	(8,5)	85,9	84,0	83,5
udovica, udovac / <i>widower</i>	25,1	27,8	27,4	71,9	73,3	73,3	(6,0)	(7,6)	8,4
razvedeni / <i>divorced</i>	(4,3)	(4,1)	(3,6)	(9,8)	(9,0)	(8,3)	(2,0)	((1,9))	((1,7))
vanbračna zajednica / <i>illegitimate marriage</i>	((0,7))	((0,6))	((0,8))	•	•	•	•	•	((0,8))
neudata, neoženjen / <i>unmarried, single</i>	6,4	6,9	(6,7)	(9,3)	(9,2)	(9,2)	(5,3)	(5,9)	(5,6)
<b>Ruralno / Rural</b>	<b>100,0</b>	<b>100,0</b>	<b>100,0</b>	<b>100,0</b>	<b>100,0</b>	<b>100,0</b>	<b>100,0</b>	<b>100,0</b>	<b>100,0</b>
udata, oženjen / <i>married</i>	69,8	70,1	68,0	(4,3)	(3,8)	((4,0))	87,9	87,9	86,3
udovica, udovac / <i>widower</i>	24,5	23,7	25,3	87,8	84,2	86,7	7,1	7,4	7,6
razvedeni / <i>divorced</i>	(1,4)	(1,8)	(1,7)	((3,2))	(5,4)	((3,0))	((0,9))	((0,8))	(1,3)
vanbračna zajednica / <i>illegitimate marriage</i>	•	•	•	•	•	•	•	•	•
neudata, neoženjen / <i>unmarried, single</i>	3,9	4,1	4,7	(4,1)	(6,1)	(5,8)	(3,9)	(3,6)	(4,5)

**21.2.2 Nosioci domaćinstva (urbano-ruralno) - bračni status, 2016 (Učešće)**  
**Head of household (urban-rural) - marital status, 2016 (Share)**

(%)

	F BiH								
	2014	2015	2016	2014	2015	2016	2014	2015	2016
	Ukupno			Ženski			Muški		
	<i>Total</i>			<i>Female</i>			<i>Male</i>		
<b>Ukupno / Total</b>	<b>100,0</b>	<b>100,0</b>	<b>100,0</b>	<b>25,0</b>	<b>25,5</b>	<b>25,5</b>	<b>75,0</b>	<b>74,5</b>	<b>74,5</b>
udata, oženjen / <i>married</i>	100,0	100,0	100,0	(2,4)	(2,4)	(2,5)	97,6	97,6	97,5
udovica, udovac / <i>widower</i>	100,0	100,0	100,0	80,0	78,2	77,4	20,0	21,8	22,6
razvedeni / <i>divorced</i>	100,0	100,0	100,0	61,6	67,1	57,7	(38,4)	(32,9)	(42,3)
vanbračna zajednica / <i>illegitimate marriage</i>	100,0	100,0	100,0	•	•	•	(71,2)	(70,6)	(72,2)
neudata, neoženjen / <i>unmarried, single</i>	100,0	100,0	100,0	33,8	36,7	34,3	66,2	63,3	65,7
<b>Urbano / Urban</b>	<b>100,0</b>	<b>100,0</b>	<b>100,0</b>	<b>29,0</b>	<b>30,7</b>	<b>29,2</b>	<b>71,0</b>	<b>69,3</b>	<b>70,8</b>
udata, oženjen / <i>married</i>	100,0	100,0	100,0	(3,8)	(4,1)	(4,0)	96,2	95,9	96,0
udovica, udovac / <i>widower</i>	100,0	100,0	100,0	83,0	81,1	78,2	(17,0)	18,9	21,8
razvedeni / <i>divorced</i>	100,0	100,0	100,0	66,7	68,4	67,2	(33,3)	(31,6)	(32,8)
vanbračna zajednica / <i>illegitimate marriage</i>	100,0	100,0	100,0	•	•	•	(78,6)	(75,0)	(73,3)
neudata, neoženjen / <i>unmarried, single</i>	100,0	100,0	100,0	(41,8)	(40,7)	(40,3)	58,2	59,3	59,7
<b>Ruralno / Rural</b>	<b>100,0</b>	<b>100,0</b>	<b>100,0</b>	<b>21,6</b>	<b>21,2</b>	<b>22,3</b>	<b>78,4</b>	<b>78,8</b>	<b>77,7</b>
udata, oženjen / <i>married</i>	100,0	100,0	100,0	((1,3))	((1,1))	((1,3))	98,7	98,9	98,7
udovica, udovac / <i>widower</i>	100,0	100,0	100,0	77,4	75,3	76,6	22,6	24,7	23,4
razvedeni / <i>divorced</i>	100,0	100,0	100,0	(48,8)	(64,7)	(40,4)	(51,2)	(35,3)	(59,6)
vanbračna zajednica / <i>illegitimate marriage</i>	100,0	100,0	100,0	•	•	•	((55,6))	((62,5))	((70,0))
neudata, neoženjen / <i>unmarried, single</i>	100,0	100,0	100,0	(22,7)	(31,1)	(27,1)	77,3	68,9	72,9

**21.3 Nosioc i domaćinstva (urbano-ruralno) - bračni status, 2016**  
**Head of household (urban-rural) - marital status, 2016**

(000)

	RS								
	2014	2015	2016	2014	2015	2016	2014	2015	2016
	Ukupno			Ženski			Muški		
	Total			Female			Male		
<b>Ukupno / Total</b>	<b>358</b>	<b>358</b>	<b>360</b>	<b>99</b>	<b>98</b>	<b>99</b>	<b>259</b>	<b>260</b>	<b>261</b>
udata, oženjen / <i>married</i>	209	209	209	(5)	(7)	(6)	204	202	203
udovica, udovac / <i>widower</i>	105	103	104	79	76	78	26	27	26
razvedeni / <i>divorced</i>	(13)	(14)	(13)	(7)	(6)	(6)	(6)	(8)	(6)
vanbračna zajednica / <i>illegitimate marriage</i>	((3))	(4)	(4)	•	•	•	((2))	((3))	(4)
neudata, neoženjen / <i>unmarried, single</i>	28	27	30	(8)	(8)	(8)	20	20	22
<b>Urbano / Urban</b>	<b>139</b>	<b>139</b>	<b>140</b>	<b>44</b>	<b>43</b>	<b>43</b>	<b>95</b>	<b>96</b>	<b>97</b>
udata, oženjen / <i>married</i>	81	81	82	(4)	(4)	((4))	77	77	78
udovica, udovac / <i>widower</i>	39	39	38	31	31	30	(8)	(8)	(8)
razvedeni / <i>divorced</i>	(7)	(7)	(7)	(5)	(4)	((5))	((3))	(3)	((2))
vanbračna zajednica / <i>illegitimate marriage</i>	•	((2))	((2))	•	•	•	•	•	((2))
neudata, neoženjen / <i>unmarried, single</i>	(10)	(10)	(11)	(4)	(4)	((4))	(7)	(6)	(7)
<b>Ruralno / Rural</b>	<b>219</b>	<b>218</b>	<b>220</b>	<b>55</b>	<b>55</b>	<b>56</b>	<b>164</b>	<b>164</b>	<b>164</b>
udata, oženjen / <i>married</i>	128	127	127	•	((3))	((2))	127	125	125
udovica, udovac / <i>widower</i>	67	64	66	48	45	48	19	18	18
razvedeni / <i>divorced</i>	(6)	(8)	(6)	((2))	((3))	((2))	(4)	(5)	(4)
vanbračna zajednica / <i>illegitimate marriage</i>	•	((2))	((2))	—	•	•	•	((2))	((2))
neudata, neoženjen / <i>unmarried, single</i>	18	18	19	(4)	(4)	(5)	13	(14)	15



**21.3.1 Nosioi domaćinstva (urbano-ruralno) - bračni status, 2016 (Struktura)**  
**Head of household (urban-rural) - marital status, 2016 (Structure)**

(%)

	RS								
	2014	2015	2016	2014	2015	2016	2014	2015	2016
	Ukupno			Ženski			Muški		
	Total			Female			Male		
<b>Ukupno / Total</b>	<b>100,0</b>	<b>100,0</b>	<b>100,0</b>	<b>100,0</b>	<b>100,0</b>	<b>100,0</b>	<b>100,0</b>	<b>100,0</b>	<b>100,0</b>
udata, oženjen / <i>married</i>	58,3	58,4	58,0	(5,0)	(7,1)	(5,8)	78,7	77,8	77,8
udovica, udovac / <i>widower</i>	29,5	28,8	28,8	79,6	77,9	78,8	10,2	10,2	9,9
razvedeni / <i>divorced</i>	3,7	4,0	(3,5)	(6,8)	(6,4)	(6,3)	(2,5)	(3,1)	(2,5)
vanbračna zajednica / <i>illegitimate marriage</i>	((0,7))	(1,1)	(1,2)	•	•	•	((0,8))	(1,2)	(1,5)
neudata, neoženjen / <i>unmarried, single</i>	7,8	7,7	8,4	(8,0)	(7,7)	(8,6)	7,8	7,7	8,4
<b>Urbano / Urban</b>	<b>100,0</b>	<b>100,0</b>	<b>100,0</b>	<b>100,0</b>	<b>100,0</b>	<b>100,0</b>	<b>100,0</b>	<b>100,0</b>	<b>100,0</b>
udata, oženjen / <i>married</i>	58,1	58,5	58,5	(8,7)	(9,6)	(8,9)	80,9	80,7	80,6
udovica, udovac / <i>widower</i>	28,0	28,3	27,3	71,1	71,2	70,2	(8,0)	(8,9)	(8,2)
razvedeni / <i>divorced</i>	(5,4)	(4,8)	(4,9)	(10,5)	(8,3)	(10,8)	((3,0))	(3,2)	((2,3))
vanbračna zajednica / <i>illegitimate marriage</i>	•	((1,5))	((1,6))	•	•	•	•	•	((1,8))
neudata, neoženjen / <i>unmarried, single</i>	(7,5)	(6,9)	(7,7)	(8,5)	(9,3)	(9,2)	(7,0)	(5,8)	(7,1)
<b>Ruralno / Rural</b>	<b>100,0</b>	<b>100,0</b>	<b>100,0</b>	<b>100,0</b>	<b>100,0</b>	<b>100,0</b>	<b>100,0</b>	<b>100,0</b>	<b>100,0</b>
udata, oženjen / <i>married</i>	58,4	58,4	57,7	•	(5,2)	((3,4))	77,5	76,1	76,2
udovica, udovac / <i>widower</i>	30,4	29,1	29,8	86,3	83,2	85,4	11,5	11,1	10,9
razvedeni / <i>divorced</i>	(2,6)	(3,5)	(2,7)	((3,9))	((4,9))	((2,9))	(2,2)	(3,0)	(2,6)
vanbračna zajednica / <i>illegitimate marriage</i>	•	((0,9))	((1,0))	—	•	•	•	((1,1))	((1,2))
neudata, neoženjen / <i>unmarried, single</i>	8,1	8,2	8,8	(7,7)	(6,5)	(8,1)	8,2	8,7	9,1

**21.3.2 Nosioci domaćinstva (urbano-ruralno) - bračni status, 2016 (Učešće)**  
**Head of household (urban-rural) - marital status, 2016 (Share)**

(%)

	RS								
	2014	2015	2016	2014	2015	2016	2014	2015	2016
	Ukupno			Ženski			Muški		
	Total			Female			Male		
<b>Ukupno / Total</b>	<b>100,0</b>	<b>100,0</b>	<b>100,0</b>	<b>27,8</b>	<b>27,4</b>	<b>27,5</b>	<b>72,2</b>	<b>72,6</b>	<b>72,5</b>
udata, oženjen / <i>married</i>	100,0	100,0	100,0	(2,4)	(3,3)	(2,7)	97,6	96,7	97,3
udovica, udovac / <i>widower</i>	100,0	100,0	100,0	75,0	74,2	75,2	25,0	25,8	24,8
razvedeni / <i>divorced</i>	100,0	100,0	100,0	51,6	(44,2)	(49,3)	(48,4)	55,8	(50,7)
vanbračna zajednica / <i>illegitimate marriage</i>	100,0	100,0	100,0	•	•	•	(80,1)	79,8	87,6
neudata, neoženjen / <i>unmarried, single</i>	100,0	100,0	100,0	(28,4)	(27,6)	(28,0)	71,6	72,4	72,0
<b>Urbano / Urban</b>	<b>100,0</b>	<b>100,0</b>	<b>100,0</b>	<b>31,7</b>	<b>31,2</b>	<b>30,8</b>	<b>68,3</b>	<b>68,8</b>	<b>69,2</b>
udata, oženjen / <i>married</i>	100,0	100,0	100,0	(4,8)	(5,1)	(4,7)	95,2	94,9	95,3
udovica, udovac / <i>widower</i>	100,0	100,0	100,0	80,5	78,5	79,2	(19,5)	(21,5)	(20,8)
razvedeni / <i>divorced</i>	100,0	100,0	100,0	(62,1)	(54,2)	(68,0)	(37,9)	(45,8)	((32,0))
vanbračna zajednica / <i>illegitimate marriage</i>	100,0	100,0	100,0	•	•	•	((66,7))	(66,7)	(81,3)
neudata, neoženjen / <i>unmarried, single</i>	100,0	100,0	100,0	(35,8)	(42,0)	(36,7)	64,2	(58,0)	63,3
<b>Ruralno / Rural</b>	<b>100,0</b>	<b>100,0</b>	<b>100,0</b>	<b>25,3</b>	<b>25,0</b>	<b>25,4</b>	<b>74,7</b>	<b>75,0</b>	<b>74,6</b>
udata, oženjen / <i>married</i>	100,0	100,0	100,0	•	(2,2)	((1,5))	99,1	97,8	98,5
udovica, udovac / <i>widower</i>	100,0	100,0	100,0	71,7	71,5	72,8	28,3	28,5	27,2
razvedeni / <i>divorced</i>	100,0	100,0	100,0	(38,0)	(35,5)	((27,7))	(62,0)	64,5	72,3
vanbračna zajednica / <i>illegitimate marriage</i>	100,0	100,0	100,0	—	•	•	100,0	93,8	94,1
neudata, neoženjen / <i>unmarried, single</i>	100,0	100,0	100,0	(24,0)	(19,9)	(23,2)	76,0	80,1	76,8

**21.4 Nosiocci domaćinstva (urbano-ruralno) - bračni status, 2016**  
**Head of household (urban-rural) - marital status, 2016**

(000)

	BD BiH								
	2014	2015	2016	2014	2015	2016	2014	2015	2016
	Ukupno			Ženski			Muški		
	Total			Female			Male		
<b>Ukupno / Total</b>	<b>21</b>	<b>21</b>	<b>22</b>	<b>6</b>	<b>6</b>	<b>(6)</b>	<b>16</b>	<b>16</b>	<b>16</b>
udata, oženjen / <i>married</i>	13	13	13	((0,4))	•	•	13	12	13
udovica, udovac / <i>widower</i>	6	6	(6)	5	4	(4)	(1)	(1)	(1)
razvedeni / <i>divorced</i>	(1)	(1)	((1))	((0,5))	((0,5))	•	(1)	((1))	((1))
vanbračna zajednica / <i>illegitimate marriage</i>	•	•	•	•	•	•	•	•	•
neudata, neoženjen / <i>unmarried, single</i>	(1)	(1)	((1))	((0,3))	((0,4))	•	((1))	(1)	((1))
<b>Urbano / Urban</b>	<b>(11)</b>	<b>(11)</b>	<b>(11)</b>	<b>(3)</b>	<b>(3)</b>	<b>((3))</b>	<b>(8)</b>	<b>(7)</b>	<b>(8)</b>
udata, oženjen / <i>married</i>	(7)	(6)	(6)	•	•	•	(6)	(6)	(6)
udovica, udovac / <i>widower</i>	(3)	(3)	(3)	(2)	(2)	(2)	((1))	((1))	((1))
razvedeni / <i>divorced</i>	(1)	(1)	((1))	((0,3))	((0,4))	•	((0,3))	((0,4))	((0,4))
vanbračna zajednica / <i>illegitimate marriage</i>	•	•	•	—	—	•	•	•	•
neudata, neoženjen / <i>unmarried, single</i>	((0,3))	((1))	((1))	•	•	•	•	•	•
<b>Ruralno / Rural</b>	<b>(11)</b>	<b>(11)</b>	<b>(11)</b>	<b>(3)</b>	<b>(3)</b>	<b>(3)</b>	<b>(8)</b>	<b>(8)</b>	<b>(8)</b>
udata, oženjen / <i>married</i>	(7)	(6)	(7)	•	•	•	(6)	(6)	(7)
udovica, udovac / <i>widower</i>	(3)	(3)	(3)	(2)	(2)	(2)	((1))	(1)	(1)
razvedeni / <i>divorced</i>	((1))	((1))	•	•	•	•	((0,5))	((0,5))	•
vanbračna zajednica / <i>illegitimate marriage</i>	•	•	•	•	•	—	•	•	•
neudata, neoženjen / <i>unmarried, single</i>	((1))	((1))	((1))	•	•	•	•	((1))	((1))

**21.4.1 Nosioci domaćinstva (urbano-ruralno) - bračni status, 2016 (Struktura)**  
**Head of household (urban-rural) - marital status, 2016 (Structure)**

(%)

	BD BiH								
	2014	2015	2016	2014	2015	2016	2014	2015	2016
	Ukupno			Ženski			Muški		
	Total			Female			Male		
<b>Ukupno / Total</b>	<b>100,0</b>	<b>100,0</b>	<b>100,0</b>	<b>100,0</b>	<b>100,0</b>	<b>100,0</b>	<b>100,0</b>	<b>100,0</b>	<b>100,0</b>
udata, oženjen / <i>married</i>	61,9	58,7	61,3	((6,5))	•	•	82,3	78,5	80,4
udovica, udovac / <i>widower</i>	26,7	27,5	26,0	79,4	78,2	77,7	(7,3)	(9,0)	(7,9)
razvedeni / <i>divorced</i>	(6,0)	(6,3)	(5,8)	((8,6))	((8,8))	((11,6))	(5,0)	(5,4)	((3,7))
vanbračna zajednica / <i>illegitimate marriage</i>	•	•	•	•	•	•	•	•	•
neudata, neoženjen / <i>unmarried, single</i>	(4,6)	(6,3)	(5,8)	((5,1))	((7,9))	•	((4,4))	(5,7)	(6,7)
<b>Urbano / Urban</b>	<b>100,0</b>	<b>100,0</b>	<b>100,0</b>	<b>100,0</b>	<b>100,0</b>	<b>100,0</b>	<b>100,0</b>	<b>100,0</b>	<b>100,0</b>
udata, oženjen / <i>married</i>	64,2	58,0	61,4	•	•	•	84,4	79,8	78,2
udovica, udovac / <i>widower</i>	26,4	27,1	24,1	79,3	71,3	70,4	(7,0)	(8,6)	((8,6))
razvedeni / <i>divorced</i>	(5,6)	(7,0)	((7,1))	((9,0))	((12,3))	((13,6))	((4,3))	((4,8))	((4,9))
vanbračna zajednica / <i>illegitimate marriage</i>	•	•	•	—	—	•	•	•	•
neudata, neoženjen / <i>unmarried, single</i>	((3,1))	(6,8)	((5,6))	•	((10,7))	•	((3,3))	((5,1))	((6,2))
<b>Ruralno / Rural</b>	<b>100,0</b>	<b>100,0</b>	<b>100,0</b>	<b>100,0</b>	<b>100,0</b>	<b>100,0</b>	<b>100,0</b>	<b>100,0</b>	<b>100,0</b>
udata, oženjen / <i>married</i>	59,7	59,5	61,3	•	•	•	80,3	77,4	82,6
udovica, udovac / <i>widower</i>	(27,0)	27,9	(27,9)	79,5	86,4	84,2	((7,6))	(9,5)	((7,2))
razvedeni / <i>divorced</i>	((6,4))	(5,7)	•	•	•	•	(5,8)	((6,0))	•
vanbračna zajednica / <i>illegitimate marriage</i>	•	•	•	•	•	—	•	•	•
neudata, neoženjen / <i>unmarried, single</i>	((6,0))	(5,9)	((6,1))	((7,4))	•	•	((5,5))	((6,3))	((7,2))

**21.4.2 Nosioci domaćinstva (urbano-ruralno) - bračni status, 2016 (Učešće)**  
**Head of household (urban-rural) - marital status, 2016 (Share)**

(%)

	BD BiH								
	2014	2015	2016	2014	2015	2016	2014	2015	2016
	Ukupno			Ženski			Muški		
	<i>Total</i>			<i>Female</i>			<i>Male</i>		
<b>Ukupno / Total</b>	<b>100,0</b>	<b>100,0</b>	<b>100,0</b>	<b>26,9</b>	<b>26,7</b>	<b>25,9</b>	<b>73,1</b>	<b>73,3</b>	<b>74,1</b>
udata, oženjen / <i>married</i>	100,0	100,0	100,0	((2,8))	•	•	97,2	98,0	97,1
udovica, udovac / <i>widower</i>	100,0	100,0	100,0	80,1	75,9	77,4	(19,9)	(24,1)	(22,6)
razvedeni / <i>divorced</i>	100,0	100,0	100,0	(38,6)	(37,0)	(52,2)	61,4	(63,0)	(47,8)
vanbračna zajednica / <i>illegitimate marriage</i>	100,0	100,0	100,0	•	•	•	86,0	(80,8)	(85,5)
neudata, neoženjen / <i>unmarried, single</i>	100,0	100,0	100,0	((29,9))	((33,3))	•	(70,1)	(66,7)	85,3
<b>Urbano / Urban</b>	<b>100,0</b>	<b>100,0</b>	<b>100,0</b>	<b>26,9</b>	<b>29,5</b>	<b>(25,0)</b>	<b>73,1</b>	<b>70,5</b>	<b>75,0</b>
udata, oženjen / <i>married</i>	100,0	100,0	100,0	•	•	•	96,2	97,1	95,5
udovica, udovac / <i>widower</i>	100,0	100,0	100,0	80,7	77,7	73,1	(19,3)	((22,3))	((26,9))
razvedeni / <i>divorced</i>	100,0	100,0	100,0	((43,5))	(51,7)	((47,8))	(56,5)	(48,3)	((52,2))
vanbračna zajednica / <i>illegitimate marriage</i>	100,0	100,0	100,0	—	—	•	100,0	100,0	(83,3)
neudata, neoženjen / <i>unmarried, single</i>	100,0	100,0	100,0	•	((46,4))	•	(76,9)	((53,6))	83,3
<b>Ruralno / Rural</b>	<b>100,0</b>	<b>100,0</b>	<b>100,0</b>	<b>27,0</b>	<b>24,0</b>	<b>26,8</b>	<b>73,0</b>	<b>76,0</b>	<b>73,2</b>
udata, oženjen / <i>married</i>	100,0	100,0	100,0	•	•	•	98,1	98,9	98,7
udovica, udovac / <i>widower</i>	100,0	100,0	100,0	79,5	74,2	81,0	((20,5))	(25,8)	((19,0))
razvedeni / <i>divorced</i>	100,0	100,0	100,0	((34,5))	•	(58,8)	(65,5)	80,8	((41,2))
vanbračna zajednica / <i>illegitimate marriage</i>	100,0	100,0	100,0	25,0	•	—	75,0	((60,0))	100,0
neudata, neoženjen / <i>unmarried, single</i>	100,0	100,0	100,0	((33,3))	•	•	(66,7)	81,5	87,0

**22. Stopa samozaposlenih prema spolu, 2016**  
**Rate of self-employed by sex, 2016**

	<b>BiH</b>								
	2014	2015	2016	2014	2015	2016	2014	2015	2016
	Ukupno			Ženski			Muški		
	<i>Total</i>			<i>Female</i>			<i>Male</i>		
<i>samozaposleni / self-employed</i>	6,0	6,6	6,8	3,3	3,5	3,7	9,0	9,8	10,0

	<b>F BiH</b>								
	2014	2015	2016	2014	2015	2016	2014	2015	2016
	Ukupno			Ženski			Muški		
	<i>Total</i>			<i>Female</i>			<i>Male</i>		
<i>samozaposleni / self-employed</i>	4,5	4,7	4,9	2,4	2,4	2,2	6,8	7,1	7,8

	<b>RS</b>								
	2014	2015	2016	2014	2015	2016	2014	2015	2016
	Ukupno			Ženski			Muški		
	<i>Total</i>			<i>Female</i>			<i>Male</i>		
<i>samozaposleni / self-employed</i>	8,9	10,0	10,0	(5,1)	(5,7)	(6,3)	12,9	14,6	13,8

	<b>BD BiH</b>								
	2014	2015	2016	2014	2015	2016	2014	2015	2016
	Ukupno			Ženski			Muški		
	<i>Total</i>			<i>Female</i>			<i>Male</i>		
<i>samozaposleni / self-employed</i>	(5,9)	8,3	(10,5)	((2,6))	(3,1)	((6,5))	(9,3)	(13,6)	(14,7)

**23.1 Neplaćeni rad u domaćinstvu po starosnim grupama i spolu (uključujući i rad u poljoprivredi), 2016**  
**Unpaid work in household by age groups and sex (including work in agriculture), 2016**

(000)

	BiH								
	2014	2015	2016	2014	2015	2016	2014	2015	2016
	Ukupno			Ženski			Muški		
	Total			Female			Male		
<b>Ukupno/Total</b>	<b>(32)</b>	<b>(29)</b>	<b>(27)</b>	<b>(24)</b>	<b>(20)</b>	<b>(18)</b>	<b>(9)</b>	<b>(9)</b>	<b>(9)</b>
15 - 24 godina / years	(5)	(4)	((3))	((2))	•	•	((2))	((3))	((2))
25 - 44 godina / years	(13)	(11)	(10)	(7)	(6)	(6)	((6))	(5)	(4)
45+ godina / years	(15)	(15)	(14)	(14)	(14)	(12)	•	•	((2))

**23.1.1 Neplaćeni rad u domaćinstvu po starosnim grupama i spolu (uključujući i rad u poljoprivredi), 2016 (Struktura)**  
**Unpaid work in household by age groups and sex (including work in agriculture), 2016 (Structure)**

(%)

	BiH								
	2014	2015	2016	2014	2015	2016	2014	2015	2016
	Ukupno			Ženski			Muški		
	Total			Female			Male		
<b>Ukupno/Total</b>	<b>100,0</b>	<b>100,0</b>	<b>100,0</b>	<b>100,0</b>	<b>100,0</b>	<b>100,0</b>	<b>100,0</b>	<b>100,0</b>	<b>100,0</b>
15 - 24 godina / years	(14,6)	(12,7)	((12,0))	((10,5))	•	•	((26,1))	(31,1)	((28,6))
25 - 44 godina / years	39,0	36,4	37,3	(29,9)	(27,7)	(32,0)	64,5	56,1	(48,5)
45+ godina / years	46,3	50,9	50,7	59,7	67,8	63,9	•	((12,9))	((22,9))

**23.1.2 Neplaćeni rad u domaćinstvu po starosnim grupama i spolu (uključujući i rad u poljoprivredi), 2016 (Učešće)**  
**Unpaid work in household by age groups and sex (including work in agriculture), 2016 (Share)**

(%)

	BiH								
	2014	2015	2016	2014	2015	2016	2014	2015	2016
	Ukupno			Ženski			Muški		
	Total			Female			Male		
<b>Ukupno/Total</b>	<b>100,0</b>	<b>100,0</b>	<b>100,0</b>	<b>73,5</b>	<b>69,3</b>	<b>67,9</b>	<b>26,5</b>	<b>30,7</b>	<b>(32,1)</b>
15 - 24 godina / years	100,0	100,0	100,0	(52,7)	•	•	(47,3)	(75,4)	(76,5)
25 - 44 godina / years	100,0	100,0	100,0	56,2	52,7	58,3	(43,8)	47,3	(41,7)
45+ godina / years	100,0	100,0	100,0	94,6	92,2	85,5	•	((7,8))	((14,5))

**23.2 Neplaćeni rad u domaćinstvu po starosnim grupama i spolu (uključujući i rad u poljoprivredi), 2016**  
**Unpaid work in household by age groups and sex (including work in agriculture), 2016**

(000)

	F BiH								
	2014	2015	2016	2014	2015	2016	2014	2015	2016
	Ukupno			Ženski			Muški		
	Total			Female			Male		
<b>Ukupno/Total</b>	<b>((8))</b>	<b>(10)</b>	<b>((8))</b>	<b>((5))</b>	<b>((6))</b>	<b>((5))</b>	<b>•</b>	<b>((4))</b>	<b>((3))</b>
15 - 24 godina / years	•	((2))	•	•	•	•	•	((2))	•
25 - 44 godina / years	((3))	((3))	((3))	•	•	•	•	((2))	•
45+ godina / years	((3))	((5))	((4))	((3))	((5))	((3))	–	•	•

**23.2.1 Neplaćeni rad u domaćinstvu po starosnim grupama i spolu (uključujući i rad u poljoprivredi), 2016 (Struktura)**  
**Unpaid work in household by age groups and sex (including work in agriculture), 2016 (Structure)**

(%)

	F BiH								
	2014	2015	2016	2014	2015	2016	2014	2015	2016
	Ukupno			Ženski			Muški		
	Total			Female			Male		
<b>Ukupno/Total</b>	<b>100,0</b>	<b>100,0</b>	<b>100,0</b>	<b>100,0</b>	<b>100,0</b>	<b>100,0</b>	<b>100,0</b>	<b>100,0</b>	<b>100,0</b>
15 - 24 godina / years	((21,9))	((20,3))	((25,0))	•	•	•	(48,5)	(42,5)	(54,0)
25 - 44 godina / years	(40,2)	(29,3)	(30,3)	(35,0)	•	((29,3))	(51,5)	(48,5)	((31,9))
45+ godina / years	(37,9)	(50,4)	(44,7)	(55,5)	80,2	(63,4)	–	•	•

**23.2.2 Neplaćeni rad u domaćinstvu po starosnim grupama i spolu (uključujući i rad u poljoprivredi), 2016 (Učešće)**  
**Unpaid work in household by age groups and sex (including work in agriculture), 2016 (Share)**

(%)

	F BiH								
	2014	2015	2016	2014	2015	2016	2014	2015	2016
	Ukupno			Ženski			Muški		
	Total			Female			Male		
<b>Ukupno/Total</b>	<b>100,0</b>	<b>100,0</b>	<b>100,0</b>	<b>68,2</b>	<b>58,2</b>	<b>(62,0)</b>	<b>(31,8)</b>	<b>(41,8)</b>	<b>(38,0)</b>
15 - 24 godina / years	100,0	100,0	100,0	•	•	•	(70,4)	87,7	(81,9)
25 - 44 godina / years	100,0	100,0	100,0	(59,3)	((30,8))	(60,0)	((40,7))	(69,2)	((40,0))
45+ godina / years	100,0	100,0	100,0	100,0	92,6	88,0	–	•	•



**23.3 Neplaćeni rad u domaćinstvu po starosnim grupama i spolu (uključujući i rad u poljoprivredi), 2016**  
**Unpaid work in household by age groups and sex (including work in agriculture), 2016**

(000)

	RS								
	2014	2015	2016	2014	2015	2016	2014	2015	2016
	Ukupno			Ženski			Muški		
	Total			Female			Male		
<b>Ukupno/Total</b>	<b>(24)</b>	<b>(18)</b>	<b>(18)</b>	<b>(18)</b>	<b>(14)</b>	<b>(13)</b>	<b>(6)</b>	<b>((5))</b>	<b>(5)</b>
15 - 24 godina / years	((3))	•	•	((2))	•	•	•	•	•
25 - 44 godina / years	(9)	(7)	(7)	(5)	(4)	((4))	((4))	((3))	((3))
45+ godina / years	(12)	(9)	(10)	(11)	(9)	(8)	•	•	((2))

**23.3.1 Neplaćeni rad u domaćinstvu po starosnim grupama i spolu (uključujući i rad u poljoprivredi), 2016 (Struktura)**  
**Unpaid work in household by age groups and sex (including work in agriculture), 2016 (Structure)**

(%)

	RS								
	2014	2015	2016	2014	2015	2016	2014	2015	2016
	Ukupno			Ženski			Muški		
	Total			Female			Male		
<b>Ukupno/Total</b>	<b>100,0</b>	<b>100,0</b>	<b>100,0</b>	<b>100,0</b>	<b>100,0</b>	<b>100,0</b>	<b>100,0</b>	<b>100,0</b>	<b>100,0</b>
15 - 24 godina / years	((12,3))	((8,7))	•	((10,8))	•	•	•	•	•
25 - 44 godina / years	38,7	39,8	40,4	(28,4)	(32,3)	(33,0)	69,8	(62,3)	(58,1)
45+ godina / years	49,0	51,5	53,4	60,8	63,2	64,1	•	•	((28,0))

**23.3.2 Neplaćeni rad u domaćinstvu po starosnim grupama i spolu (uključujući i rad u poljoprivredi), 2016 (Učešće)**  
**Unpaid work in household by age groups and sex (including work in agriculture), 2016 (Share)**

(%)

	RS								
	2014	2015	2016	2014	2015	2016	2014	2015	2016
	Ukupno			Ženski			Muški		
	Total			Female			Male		
<b>Ukupno/Total</b>	<b>100,0</b>	<b>100,0</b>	<b>100,0</b>	<b>75,1</b>	<b>75,2</b>	<b>70,6</b>	<b>(24,9)</b>	<b>(24,8)</b>	<b>(29,4)</b>
15 - 24 godina / years	100,0	100,0	100,0	(65,7)	•	•	((34,3))	((61,5))	((66,7))
25 - 44 godina / years	100,0	100,0	100,0	(55,1)	61,1	57,7	(44,9)	(38,9)	(42,3)
45+ godina / years	100,0	100,0	100,0	93,3	92,2	84,6	•	•	((15,4))

**23.4 Neplaćeni rad u domaćinstvu po starosnim grupama i spolu (uključujući i rad u poljoprivredi), 2016**  
**Unpaid work in household by age groups and sex (including work in agriculture), 2016**

(000)

	BD BiH								
	2014	2015	2016	2014	2015	2016	2014	2015	2016
	Ukupno			Ženski			Muški		
	Total			Female			Male		
<b>Ukupno/Total</b>	•	((1))	–	•	•	–	–	•	–
15 - 24 godina / years	–	•	–	–	•	–	–	•	–
25 - 44 godina / years	•	((0,4))	–	•	•	–	–	•	–
45+ godina / years	•	•	–	•	•	–	–	•	–

**23.4.1 Neplaćeni rad u domaćinstvu po starosnim grupama i spolu (uključujući i rad u poljoprivredi), 2016 (Struktura)**  
**Unpaid work in household by age groups and sex (including work in agriculture), 2016 (Structure)**

(%)

	BD BiH								
	2014	2015	2016	2014	2015	2016	2014	2015	2016
	Ukupno			Ženski			Muški		
	Total			Female			Male		
<b>Ukupno/Total</b>	<b>100,0</b>	<b>100,0</b>	–	<b>100,0</b>	<b>100,0</b>	–	<b>100,0</b>	<b>100,0</b>	–
15 - 24 godina / years	–	•	–	–	•	–	–	•	–
25 - 44 godina / years	•	(45,9)	–	•	((37,0))	–	–	((66,2))	–
45+ godina / years	•	(43,6)	–	•	(55,5)	–	–	•	–

**23.4.2 Neplaćeni rad u domaćinstvu po starosnim grupama i spolu (uključujući i rad u poljoprivredi), 2016 (Učešće)**  
**Unpaid work in household by age groups and sex (including work in agriculture), 2016 (Share)**

(%)

	BD BiH								
	2014	2015	2016	2014	2015	2016	2014	2015	2016
	Ukupno			Ženski			Muški		
	Total			Female			Male		
<b>Ukupno/Total</b>	<b>100,0</b>	<b>100,0</b>	–	<b>100,0</b>	<b>69,5</b>	–	–	<b>(30,5)</b>	–
15 - 24 godina / years	–	100,0	–	–	•	–	–	•	–
25 - 44 godina / years	100,0	100,0	–	100,0	(55,9)	–	–	((44,1))	–
45+ godina / years	100,0	100,0	–	100,0	88,4	–	–	•	–

**Annex 1. Intervali povjerljivosti osnovnih karakteristika stanovništva prema aktivnosti, BiH**  
**Confidentiality intervals for principal characteristics of the population by activity, BiH**

	Procjena			Standardna devijacija			Donja 95% granica povjerljivosti			Gornja 95% granica povjerljivosti			Koeficijent varijacije %		
	Estimation			Std.dev			Lower 95% CL			Upper 95% CL			Coeff of Variation %		
	2014	2015	2016	2014	2015	2016	2014	2015	2016	2014	2015	2016	2014	2015	2016
1. Ukupno stanovništvo (3+6+7) <i>Total population (3+6+7)</i>	2.982	2.983	2.840	74	77	72	2.837	2.832	2.700	3.127	3.134	2.980	2,5	2,6	2,5
2. Radno sposobno stanovništvo <i>Working-age population</i>	2.565	2.579	2.489	62	65	62	2.443	2.451	2.368	2.687	2.707	2.610	2,4	2,5	2,5
3. Radna snaga (4+5) <i>Labour force (4+5)</i>	1.120	1.136	1.074	32	33	31	1.059	1.071	1.013	1.182	1.202	1.135	2,8	2,9	2,9
4. Zaposlene osobe <i>Employed persons</i>	812	822	801	24	25	24	766	773	754	858	870	848	2,9	3,0	3,0
5. Nezaposlene osobe <i>Unemployed persons</i>	308	315	273	12	13	12	285	289	250	331	340	296	3,8	4,1	4,3
6. Neaktivni <i>Inactive</i>	1.445	1.443	1.415	35	36	35	1.376	1.372	1.347	1.514	1.513	1.483	2,4	2,5	2,4
7. Osobe mlađe od 15 godina <i>Persons under 15 years of age</i>	417	404	351	14	14	13	389	376	326	445	432	376	3,4	3,5	3,6
8. Osobe 15-64 godina <i>Persons from 15 to 64 years of age</i>	2.021	2.037	1.941	54	56	53	1.914	1.927	1.837	2.128	2.146	2.045	2,7	2,8	2,7
<b>Stope / Rates</b>															
Stopa aktivnosti <i>Activity rate</i>	43,7	44,1	43,1	0,5	0,5	0,5	42,8	43,1	42,2	44,6	45,0	44,1	1,1	1,1	1,1
Stopa zaposlenosti <i>Employment rate</i>	31,7	31,9	32,2	0,4	0,5	0,5	30,8	30,9	31,3	32,5	32,8	33,1	1,4	1,5	1,4
Stopa nezaposlenosti <i>Unemployment rate</i>	27,5	27,7	25,4	0,7	0,7	0,7	26,2	26,3	24,0	28,8	29,1	26,8	2,4	2,6	2,8

**Annex 1.1 Intervali povjerljivosti osnovnih karakteristika stanovništva prema aktivnosti, FBiH**  
**Confidentiality intervals for principal characteristics of the population by activity, F BiH**

	Procjena			Standardna devijacija			Donja 95% granica povjerljivosti			Gornja 95% granica povjerljivosti			Koeficijent varijacije %		
	Estimation			Std.dev			Lower 95% CL			Upper 95% CL			Coeff of Variation %		
	2014	2015	2016	2014	2015	2016	2014	2015	2016	2014	2015	2016	2014	2015	2016
1. Ukupno stanovništvo (3+6+7) <i>Total population (3+6+7)</i>	1.922	1.905	1.811	62	64	60	1.800	1.778	1.693	2.045	2.031	1.928	3,2	3,4	3,3
2. Radno sposobno stanovništvo <i>Working-age population</i>	1.642	1.645	1.573	52	54	51	1.540	1.538	1.473	1.744	1.751	1.673	3,2	3,3	3,2
3. Radna snaga (4+5) <i>Labour force (4+5)</i>	691	700	645	25	27	25	642	647	596	740	754	694	3,6	3,9	3,9
4. Zaposlene osobe <i>Employed persons</i>	495	496	480	19	20	19	458	457	443	532	535	517	3,8	4,0	3,9
5. Nezaposlene osobe <i>Unemployed persons</i>	196	204	165	9	11	10	178	182	146	215	225	184	4,8	5,4	5,8
6. Neaktivni <i>Inactive</i>	950	944	928	30	30	29	891	885	871	1.010	1.004	985	3,2	3,2	3,1
7. Osobe mlađe od 15 godina <i>Persons under 15 years of age</i>	281	260	238	12	12	11	257	237	216	305	284	259	4,4	4,6	4,7
8. Osobe 15-64 godina <i>Persons from 15 to 64 years of age</i>	1.327	1.329	1.257	46	47	44	1.236	1.236	1.170	1.418	1.422	1.344	3,5	3,6	3,5

nastavak

	Procjena			Standardna devijacija			Donja 95% granica povjerljivosti			Gornja 95% granica povjerljivosti			Koeficijent varijacije %		
	Estimation			Std.dev			Lower 95% CL			Upper 95% CL			Coeff of Variation %		
	2014	2015	2016	2014	2015	2016	2014	2015	2016	2014	2015	2016	2014	2015	2016
Stope / Rates															
Stopa aktivnosti <i>Activity rate</i>	42,1	42,6	41,0	0,6	0,6	0,6	41,0	41,4	39,8	43,2	43,8	42,2	1,3	1,4	1,5
Stopa zaposlenosti <i>Employment rate</i>	30,2	30,2	30,5	0,6	0,6	0,6	29,1	29,0	29,4	31,2	31,4	31,6	1,8	2,0	1,9
Stopa nezaposlenosti <i>Unemployment rate</i>	28,4	29,1	25,6	0,9	1,0	1,0	26,7	27,2	23,6	30,1	31,0	27,5	3,1	3,4	3,8

### Annex 1.2 Intervali povjerljivosti osnovnih karakteristika stanovništva prema aktivnosti, RS *Confidentiality intervals for principal characteristics of the population by activity, RS*

	Procjena			Standardna devijacija			Donja 95% granica povjerljivosti			Gornja 95% granica povjerljivosti			Koeficijent varijacije %		
	Estimation			Std.dev			Lower 95% CL			Upper 95% CL			Coeff of Variation %		
	2014	2015	2016	2014	2015	2016	2014	2015	2016	2014	2015	2016	2014	2015	2016
1. Ukupno stanovništvo (3+6+7) <i>Total population (3+6+7)</i>	1.001	1.020	974	40	42	39	922	938	897	1.079	1.102	1.050	4,0	4,1	4,0
2. Radno sposobno stanovništvo <i>Working-age population</i>	873	885	867	34	36	35	806	815	800	939	955	935	3,9	4,0	4,0
3. Radna snaga (4+5) <i>Labour force (4+5)</i>	410	417	409	19	19	19	373	379	373	448	454	446	4,6	4,6	4,5
4. Zaposlene osobe <i>Employed persons</i>	305	312	308	14	15	15	277	283	279	333	341	336	4,7	4,8	4,7
5. Nezaposlene osobe <i>Unemployed persons</i>	105	105	101	7	7	6	92	91	89	119	118	114	6,5	6,6	6,3
6. Neaktivni <i>Inactive</i>	463	469	458	18	19	19	427	431	422	498	506	495	3,9	4,1	4,1
7. Osobe mlađe od 15 godina <i>Persons under 15 years of age</i>	128	135	106	7	8	6	114	120	94	142	150	118	5,7	5,7	5,7
8. Osobe 15-64 godina <i>Persons from 15 to 64 years of age</i>	655	671	648	28	30	29	599	612	592	710	729	705	4,3	4,4	4,5
Stope / Rates															
Stopa aktivnosti <i>Activity rate</i>	47,0	47,1	47,2	0,8	0,8	0,8	45,3	45,5	45,6	48,7	48,6	48,7	1,8	1,7	1,7
Stopa zaposlenosti <i>Employment rate</i>	34,9	35,2	35,5	0,8	0,8	0,8	33,4	33,6	33,9	36,4	36,8	37,1	2,2	2,3	2,3
Stopa nezaposlenosti <i>Unemployment rate</i>	25,7	25,2	24,8	1,0	1,1	1,1	23,7	23,0	22,7	27,7	27,4	26,9	3,9	4,4	4,3

**Annex 1.3 Intervali povjerljivosti osnovnih karakteristika stanovništva prema aktivnosti, BD BiH**  
**Confidentiality intervals for principal characteristics of the population by activity, BD BiH**

	Procjena			Standardna devijacija			Donja 95% granica povjerljivosti			Gornja 95% granica povjerljivosti			Koeficijent varijacije %		
	Estimation			Std.dev			Lower 95% CL			Upper 95% CL			Coeff of Variation %		
	2014	2015	2016	2014	2015	2016	2014	2015	2016	2014	2015	2016	2014	2015	2016
1. Ukupno stanovništvo (3+6+7) <i>Total population (3+6+7)</i>	59	58	56	5	5	5	48	47	45	69	69	67	9,1	9,3	9,7
2. Radno sposobno stanovništvo <i>Working-age population</i>	51	49	49	4	4	4	42	41	40	59	58	57	8,8	8,9	9,2
3. Radna snaga (4+5) <i>Labour force (4+5)</i>	19	19	(20)	2	2	2	15	16	16	22	23	24	9,1	9,3	10,3
4. Zaposlene osobe <i>Employed persons</i>	12	(14)	(13)	1	1	1	10	11	10	14	16	16	9,5	(10)	10,8
5. Nezaposlene osobe <i>Unemployed persons</i>	(7)	(6)	(7)	1	1	1	5	4	5	9	8	8	14,4	17,0	15,0
6. Neaktivni <i>Inactive</i>	32	30	29	3	3	3	26	24	23	38	35	34	9,5	9,4	9,8
7. Osobe mlađe od 15 godina <i>Persons under 15 years of age</i>	(8)	(9)	(7)	1	1	1	6	6	5	10	11	9	13,3	14,6	15,6
8. Osobe 15-64 godina <i>Persons from 15 to 64 years of age</i>	39	37	(36)	4	4	4	32	30	28	47	44	43	9,9	9,8	10,5
Stope / Rates															
Stopa aktivnosti <i>Activity rate</i>	37,0	39,6	40,6	1,5	1,4	1,9	34,0	36,8	36,8	40,0	42,3	44,4	4,1	3,6	4,8
Stopa zaposlenosti <i>Employment rate</i>	23,9	27,6	27,2	1,2	1,4	1,9	21,6	24,8	23,4	26,2	30,4	31,0	4,9	5,2	7,2
Stopa nezaposlenosti <i>Unemployment rate</i>	35,4	(30,3)	33,1	3,4	3,9	3,2	28,8	22,7	26,7	42,0	37,8	39,4	9,5	12,8	9,8

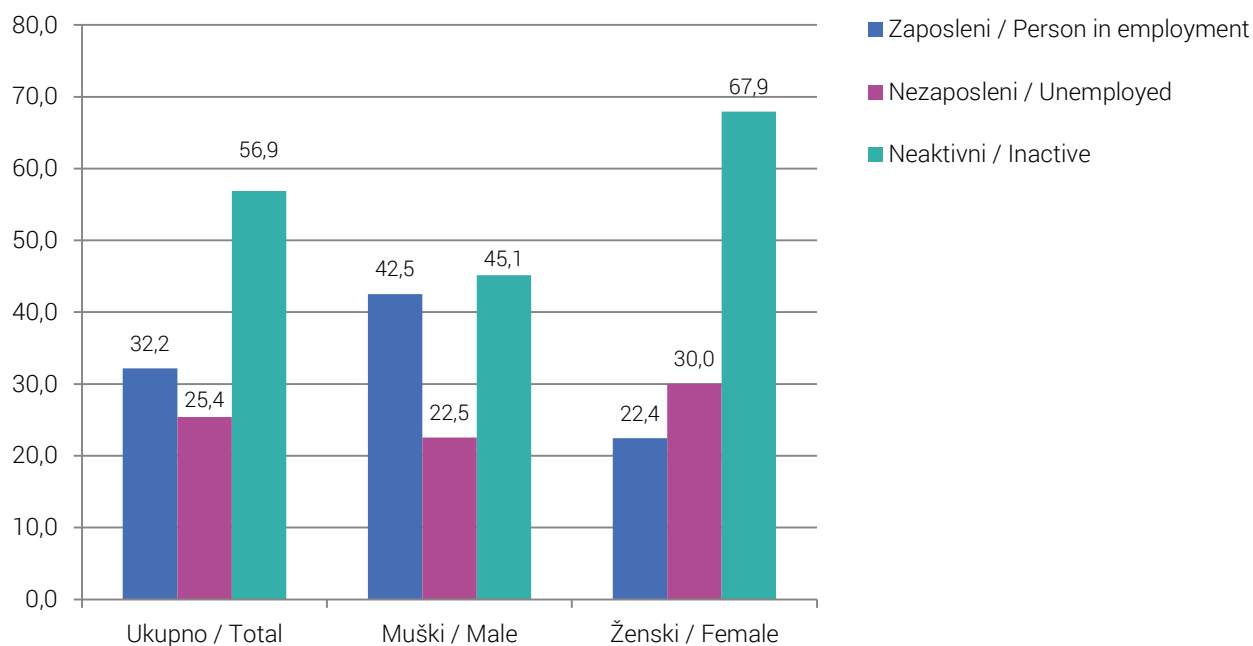


**GRAFIKONI**  
*GRAPHS*

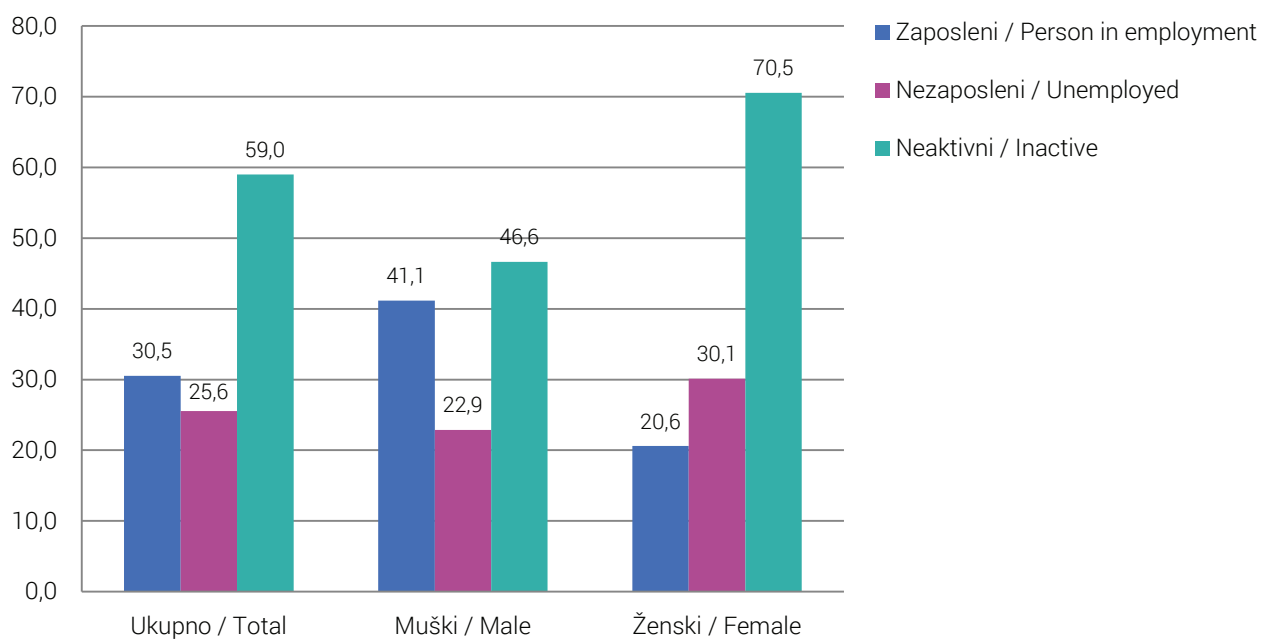




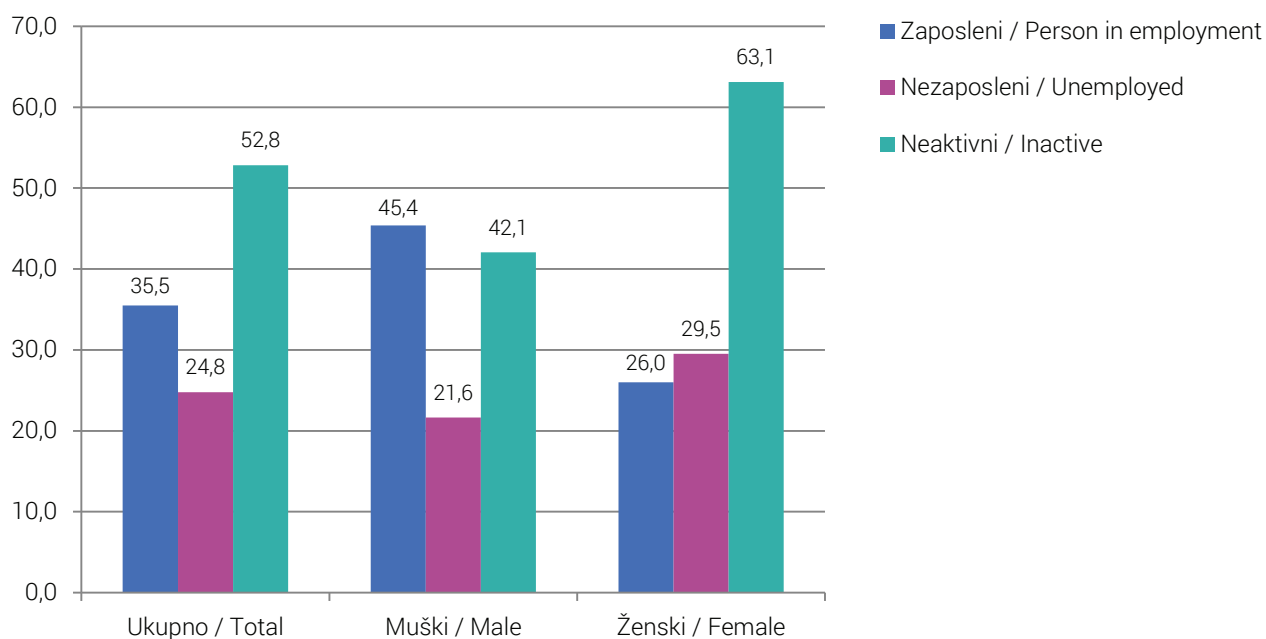
**Grafikon 1. Struktura radno sposobnog stanovništva prema aktivnosti u 2016. godini, BiH, %**  
**Graph 1. Structure of working age population by activity in 2016, BiH, %**



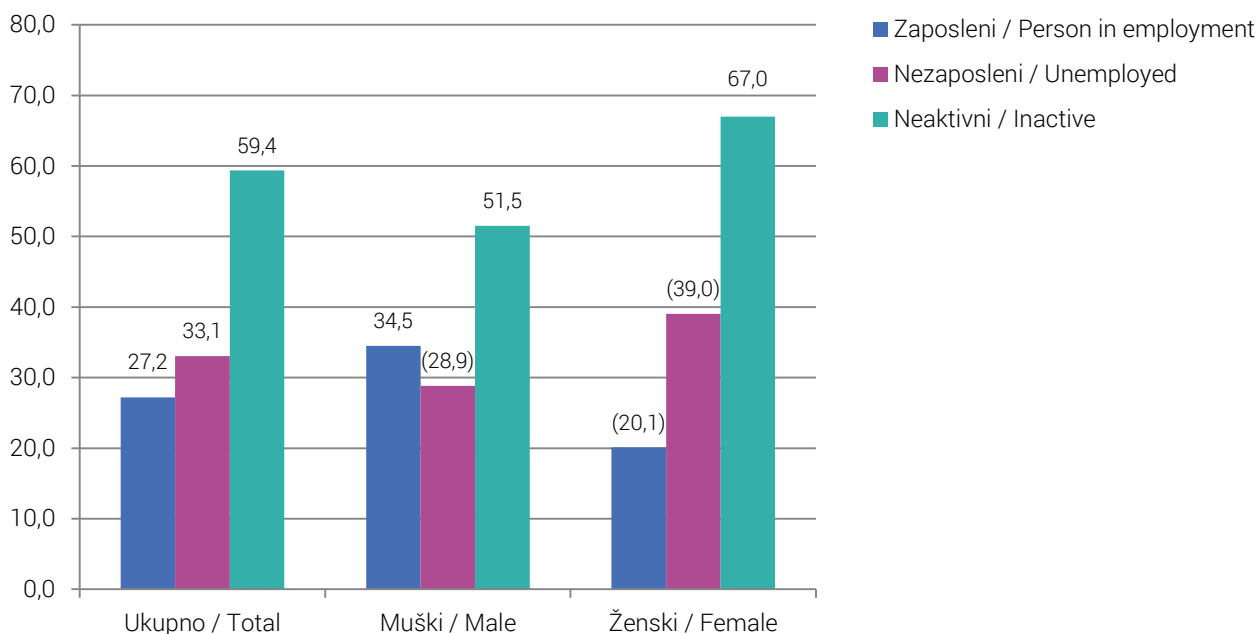
**Grafikon 1.1 Struktura radno sposobnog stanovništva prema aktivnosti u 2016. godini, FBiH, %**  
**Graph 1.1 Structure of working age population by activity in 2016, FBiH, %**



**Grafikon 1.2** Struktura radno sposobnog stanovništva prema aktivnosti u 2016. godini, RS, %  
**Graph 1.2** Structure of working age population by activity in 2016, RS, %



**Grafikon 1.3** Struktura radno sposobnog stanovništva prema aktivnosti u 2016. godini, BDBiH, %  
**Graph 1.3** Structure of working age population by activity in 2016, BDBiH, %



**Grafikon 2. Struktura radno sposobnog stanovništva prema aktivnosti i spolu u 2016. godini, BiH,%**  
**Graph 2. Structure of working age population by activiti and sex in 2016, BiH, %**



**Grafikon 2.1 Struktura radno sposobnog stanovništva prema aktivnosti i spolu u 2016. godini, FBiH, %**  
**Graph 2.1 Structure of working age population by activiti and sex, 2016, FBiH, %**



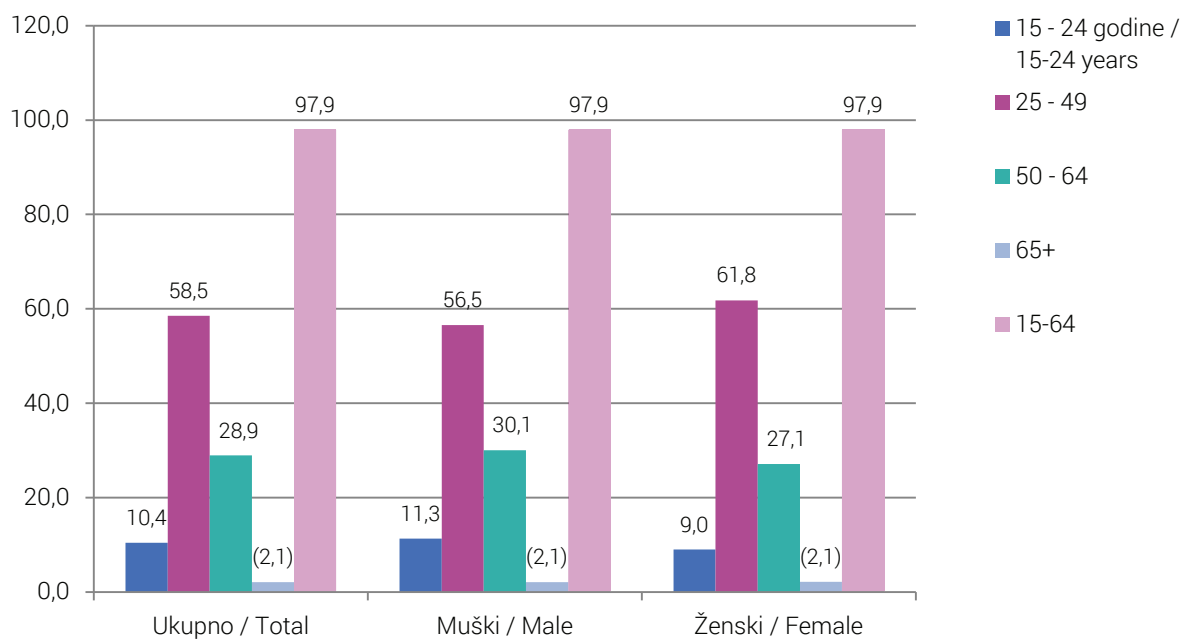
**Grafikon 2.2** Struktura radno sposobnog stanovništva prema aktivnosti i spolu u 2016. godini, RS, %  
**Graph 2.2** Structure of working age population by activiti and sex, 2016, RS, %



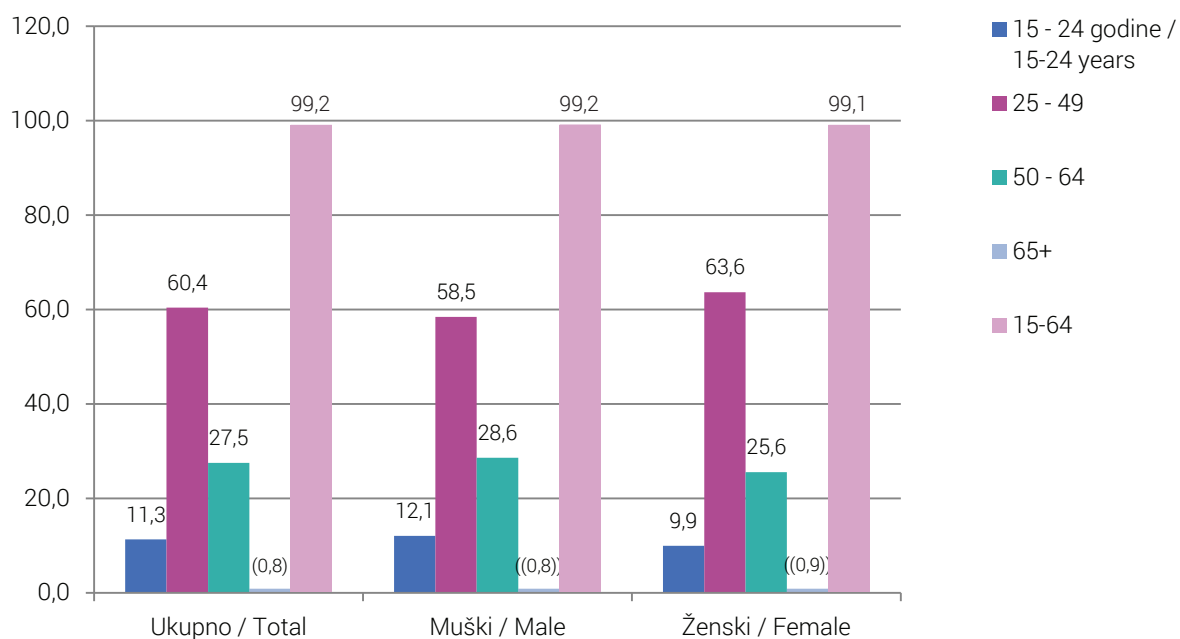
**Grafikon 2.3** Struktura radno sposobnog stanovništva prema aktivnosti i spolu u 2016. godini, BDBiH, %  
**Graph 2.3** Structure of working age population by activiti and sex, 2016, BDBiH, %



**Grafikon 3. Struktura radne snage prema starosnim grupama i spolu u 2016. godini, BiH, %**  
**Graph 3. Structure of labour force by age group and sex in 2016, BiH, %**



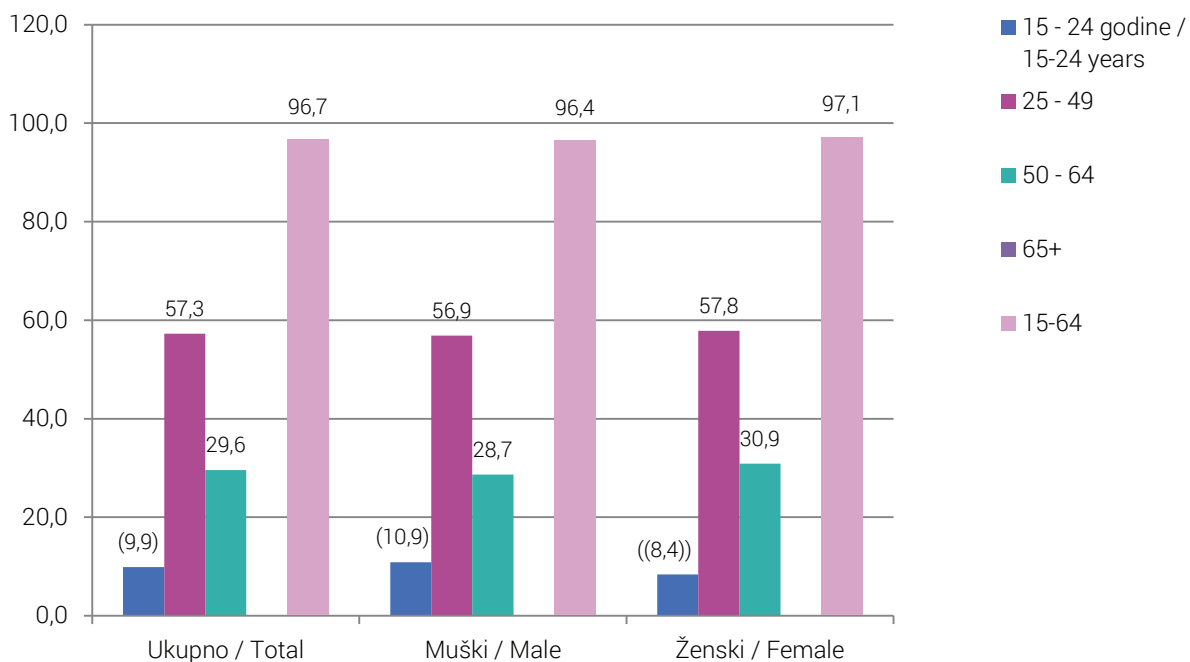
**Grafikon 3.1 Struktura radne snage prema starosnim grupama i spolu u 2016. godini, FBiH, %**  
**Graph 3.1 Structure of labour force by age group and sex in 2016, FBiH, %**



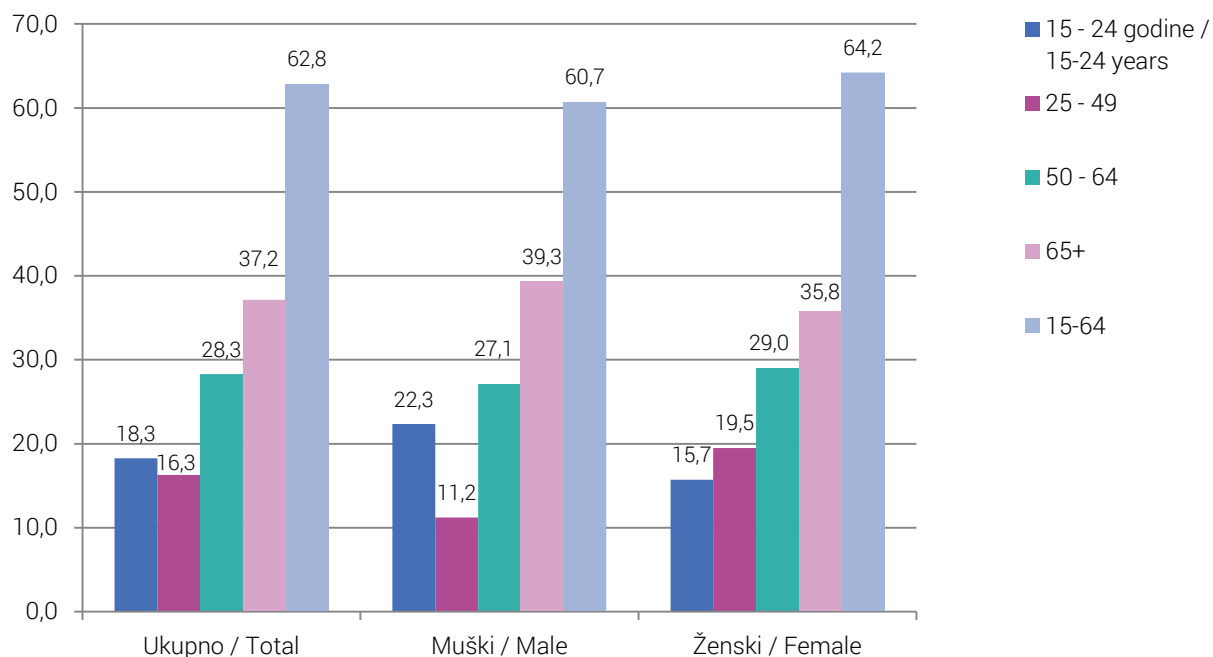
**Grafikon 3.2** Struktura radne snage prema starosnim grupama i spolu u 2016. godini, RS, %  
**Graph 3.2** Structure of labour force by age group and sex in 2016, RS, %



**Grafikon 3.3** Struktura radne snage prema starosnim grupama i spolu u 2016. godini, BDBiH, %  
**Graph 3.3** Structure of labour force by age group and sex in 2016, BDBiH, %



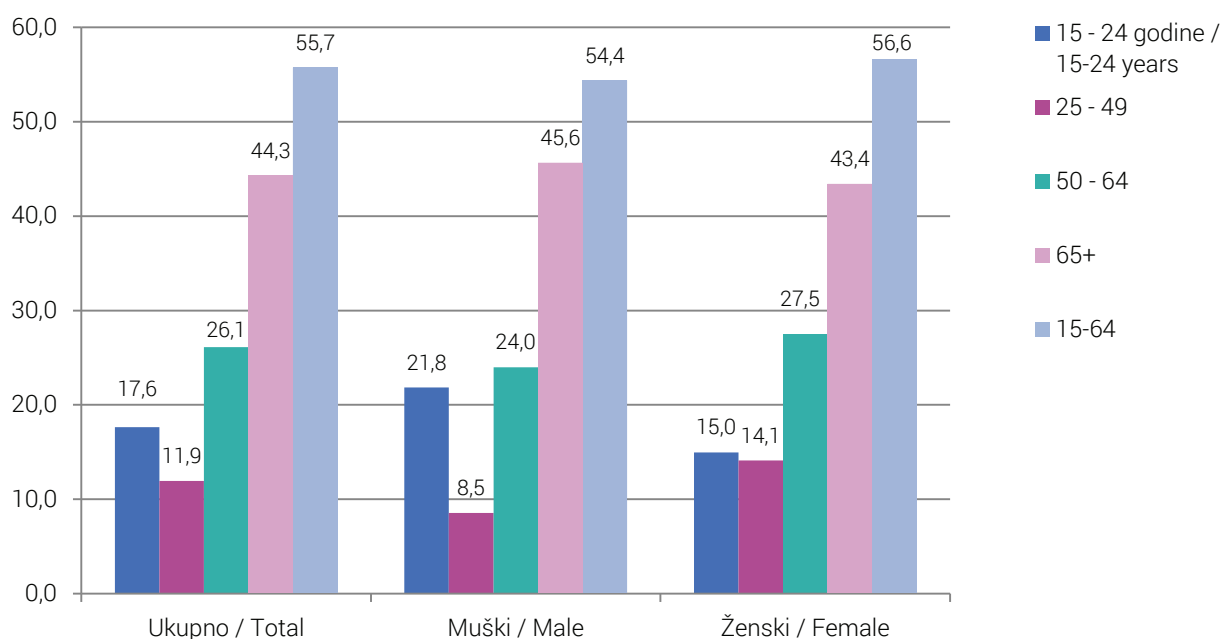
**Grafikon 4. Struktura neaktivnih osoba prema starosnim grupama i spolu u 2016. godini, BiH, %**  
**Graph 4. Structure of inactive persons by age group and sex in 2016, BiH, %**



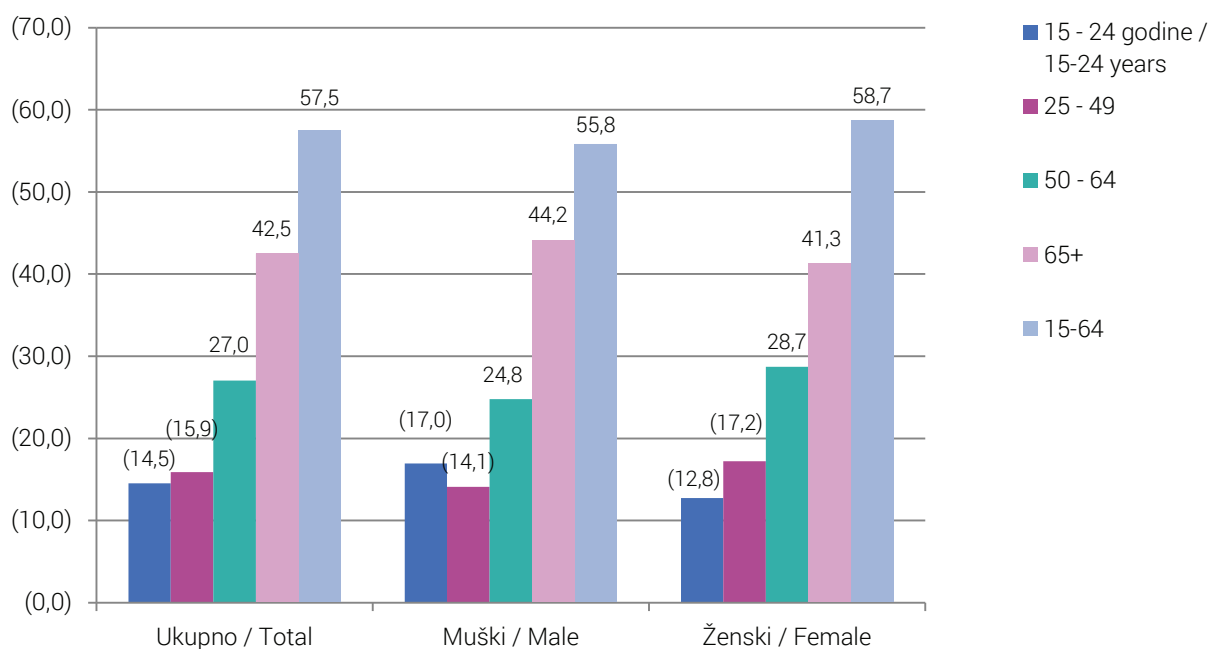
**Grafikon 4.1 Struktura neaktivnih osoba prema starosnim grupama i spolu u 2016. godini, FBiH, %**  
**Graph 4.1 Structure of inactive persons by age group and sex in 2016, FBiH, %**



**Grafikon 4.2** Struktura neaktivnih osoba prema starosnim grupama i spolu u 2016. godini, RS, %  
**Graph 4.2** Structure of inactive persons by age group and sex in 2016, RS, %

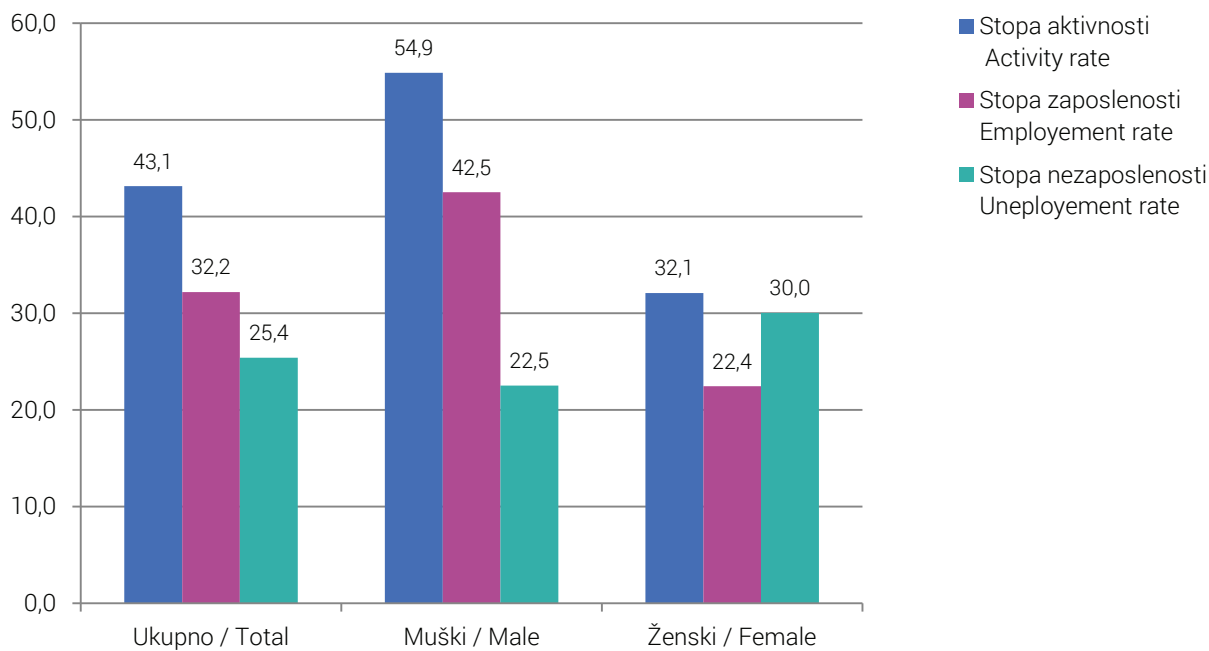


**Grafikon 4.3** Struktura neaktivnih osoba prema starosnim grupama i spolu u 2016. godini, BDBiH, %  
**Graph 4.3** Structure of inactive persons by age group and sex in 2016, BDBiH, %





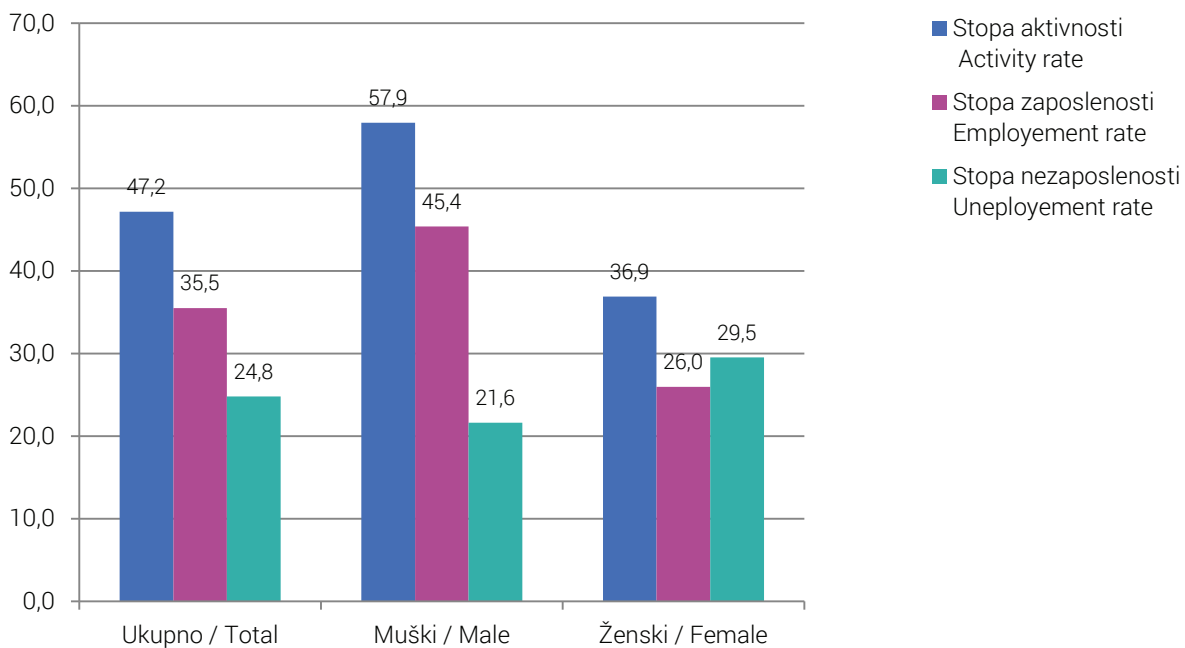
**Grafikon 5. Mjere aktivnosti stanovništva po spolu u 2016. godini, BiH, %**  
**Graph 5. Measures of the population activity by sex in 2016, BiH, %**



**Grafikon 5.1 Mjere aktivnosti stanovništva po spolu u 2016. godini, FBiH, %**  
**Graph 5.1 Measures of the population activity by sex in 2016, FBiH, %**



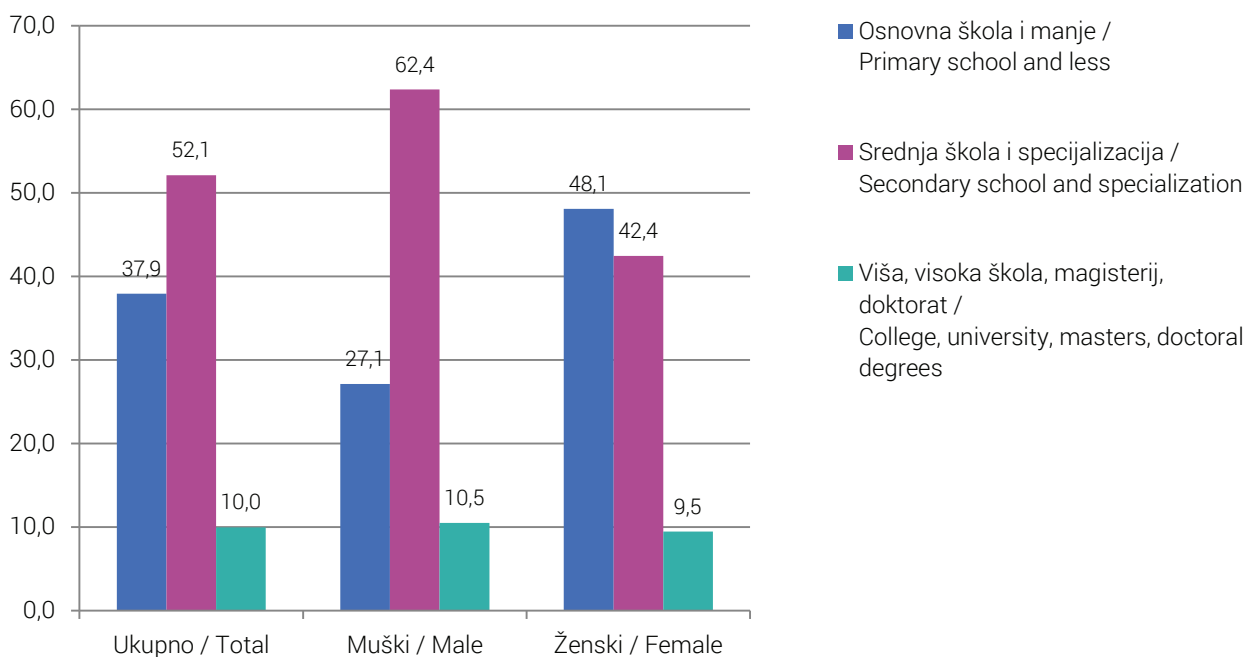
**Grafikon 5.2** Mjere aktivnosti stanovništva po spolu u 2016. godini, RS, %  
**Graph 5.2** Measures of the population activity by sex in 2016, RS, %



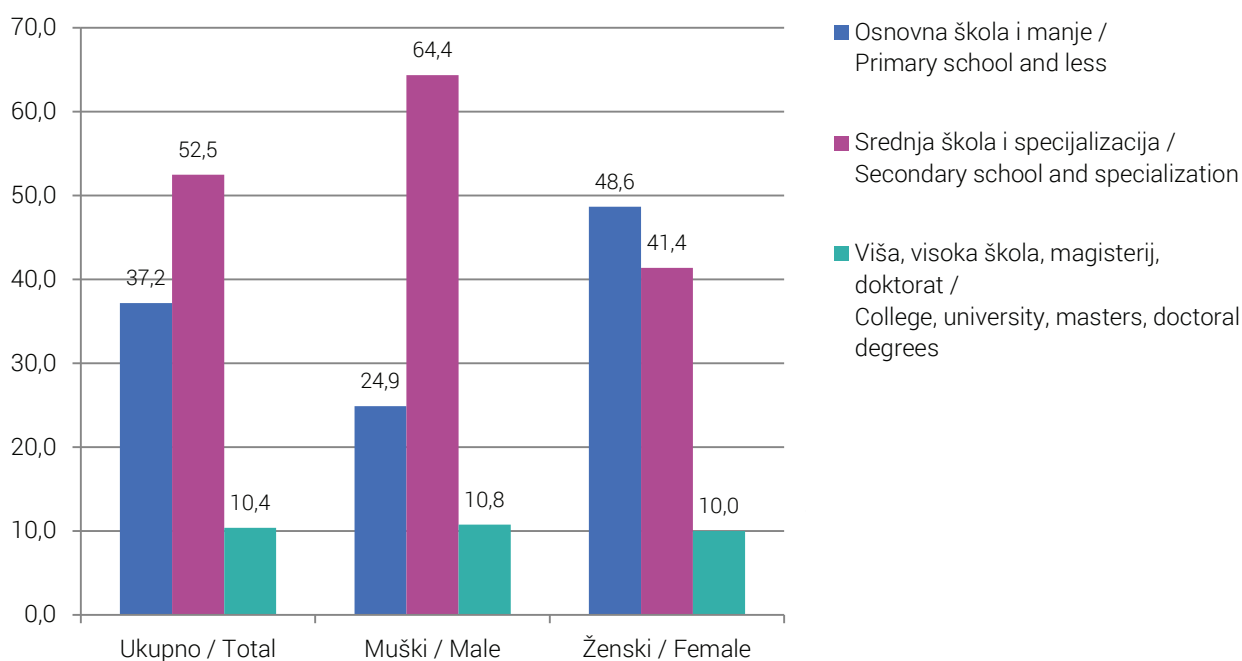
**Grafikon 5.3** Mjere aktivnosti stanovništva po spolu u 2016. godini, BDBiH, %  
**Graph 5.3** Measures of the population activity by sex in 2016, BDBiH, %



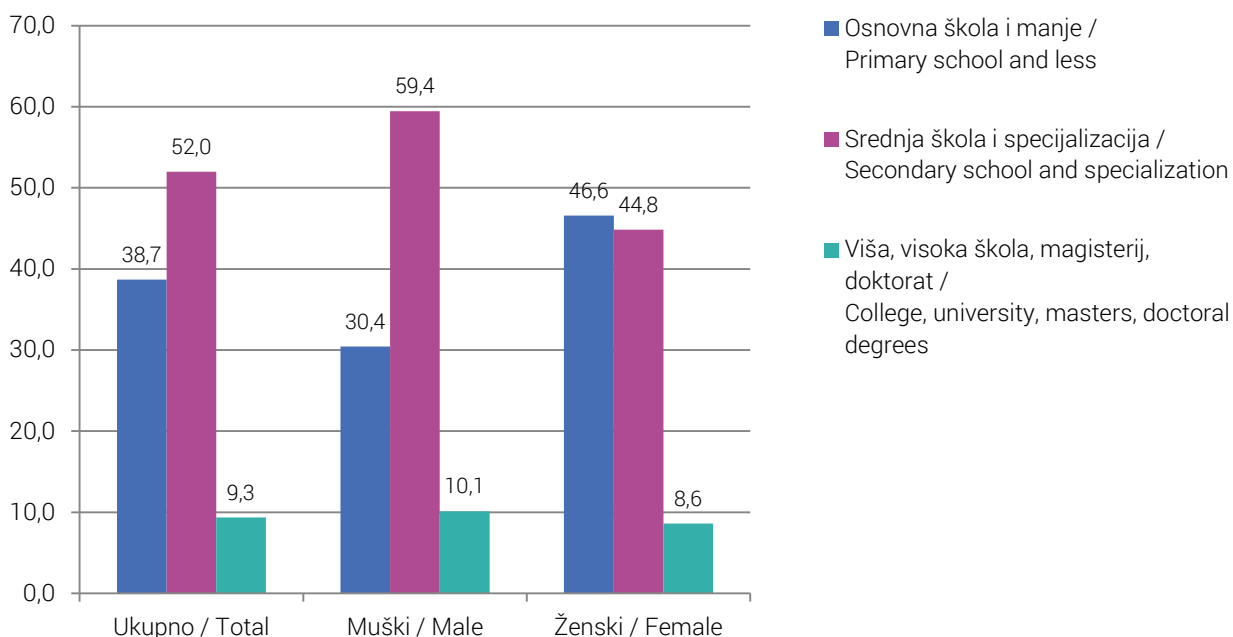
**Grafikon 6. Radno sposobno stanovništvo prema najvišoj završenoj školskoj spremi i spolu u 2016. godini, BiH, %**  
**Graph 6. Working-age population by the highest level of education attained and sex in 2016, BiH, %**



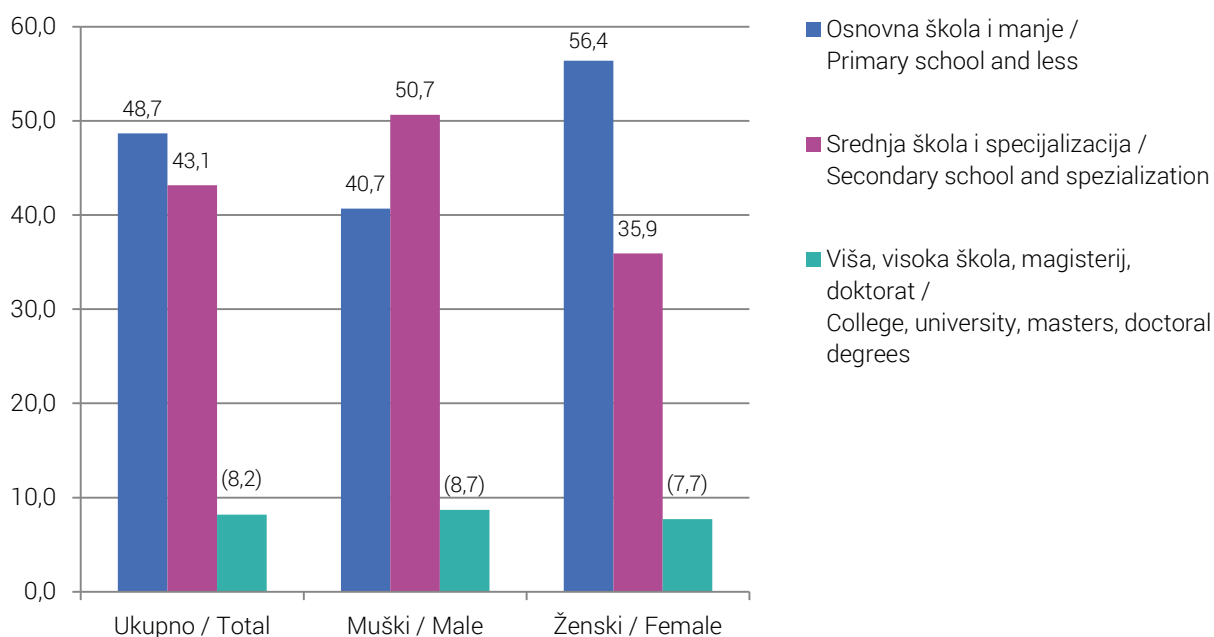
**Grafikon 6.1 Radno sposobno stanovništvo prema najvišoj završenoj školskoj spremi i spolu u 2016. godini, FBiH, %**  
**Graph 6.1 Working-age population by the highest level of education attained and sex in 2016, FBiH, %**



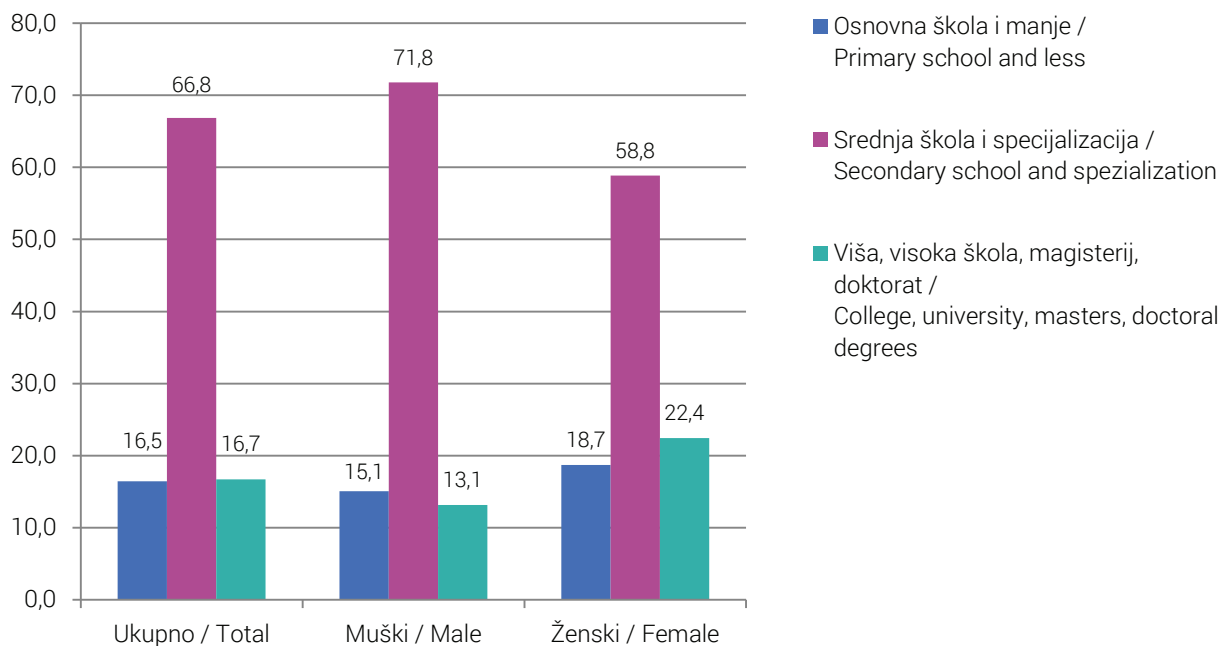
**Grafikon 6.2 Radno sposobno stanovništvo prema najvišoj završenoj školskoj spremi i spolu u 2016. godini, RS, %**  
**Graph 6.2 Working -age population by the highest level of education attained and sex in 2016, RS, %**



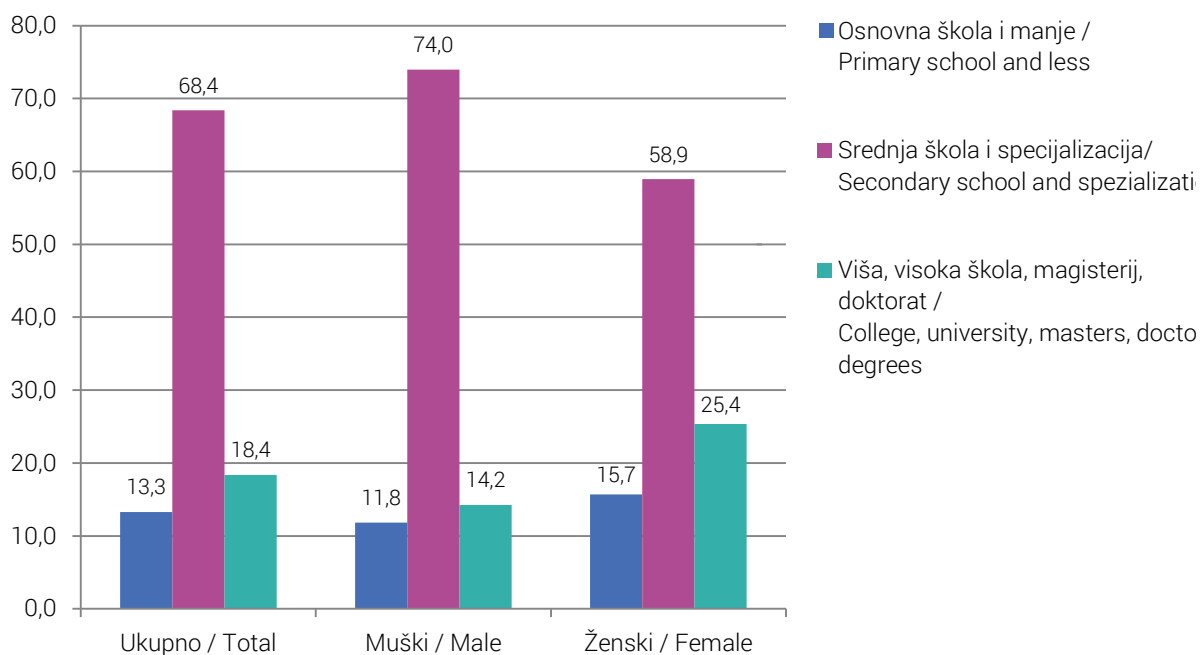
**Grafikon 6.3 Radno sposobno stanovništvo prema najvišoj završenoj školskoj spremi i spolu u 2016. godini, BDBiH, %**  
**Graph 6.3 Working -age population by the highest level of education attained and sex in 2016, BDBiH, %**



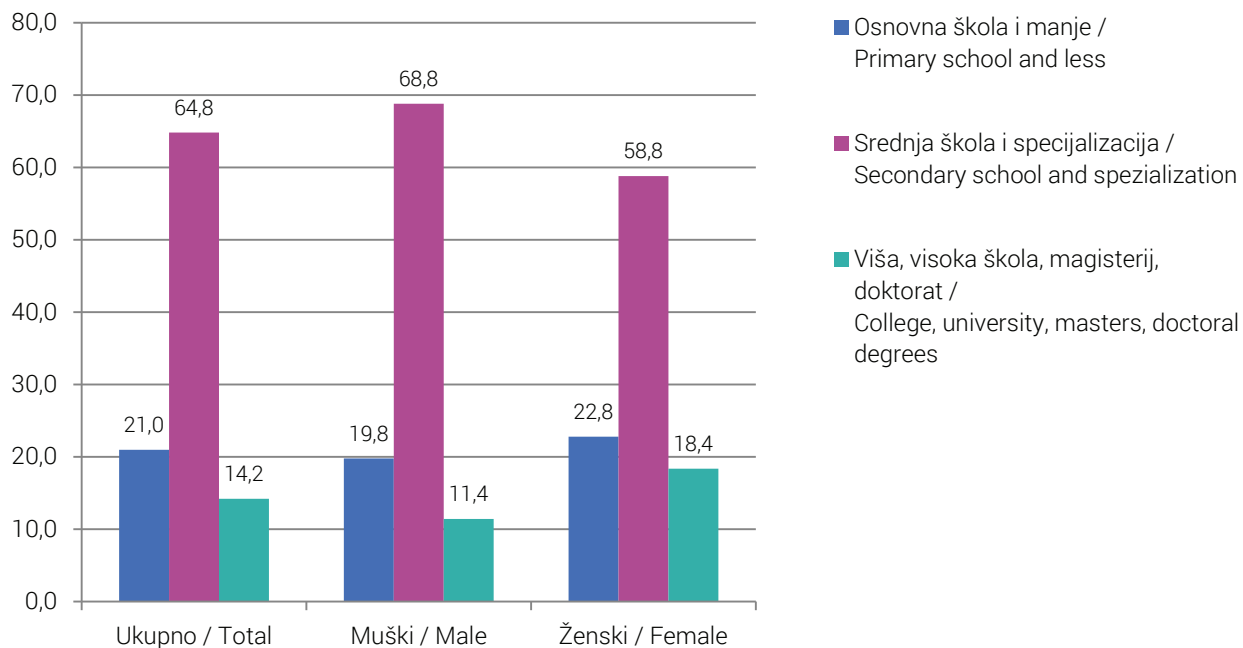
**Grafikon 7. Radna snaga prema najvišoj završenoj školskoj spremi i spolu u 2016. godini, BiH, %**  
**Graph 7. Labour force by highest level of education attained and sex in 2016, BiH, %**



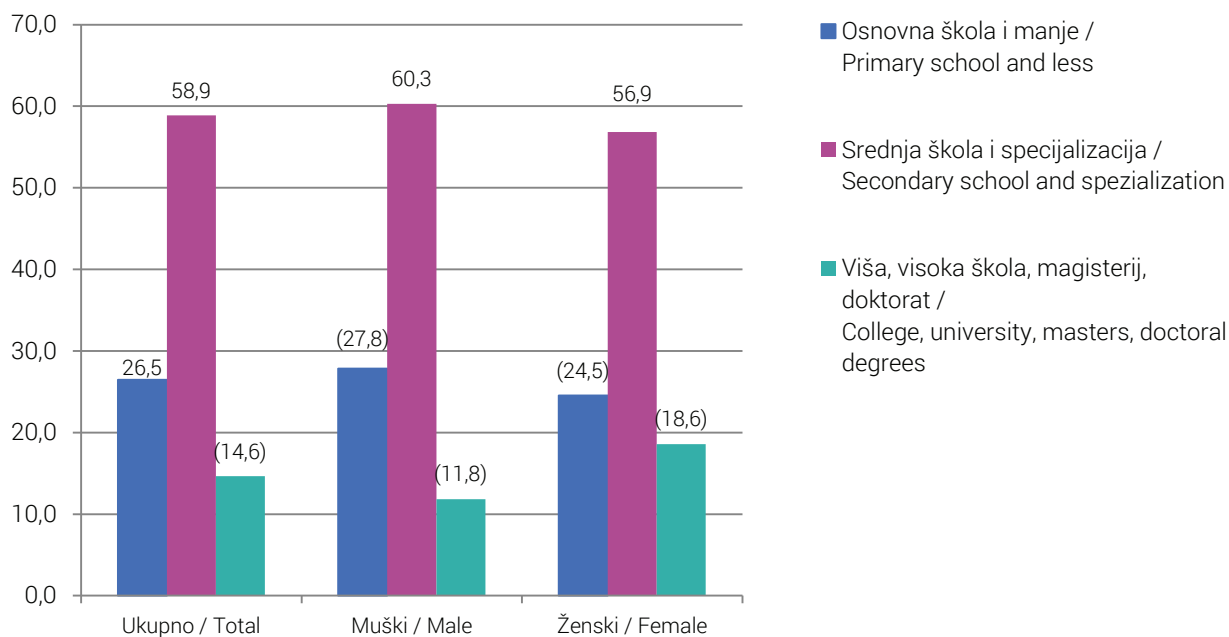
**Grafikon 7.1 Radna snaga prema najvišoj završenoj školskoj spremi i spolu u 2016. godini, FBiH, %**  
**Graph 7.1 Labour force by highest level of education attained and sex in 2016, FBiH, %**



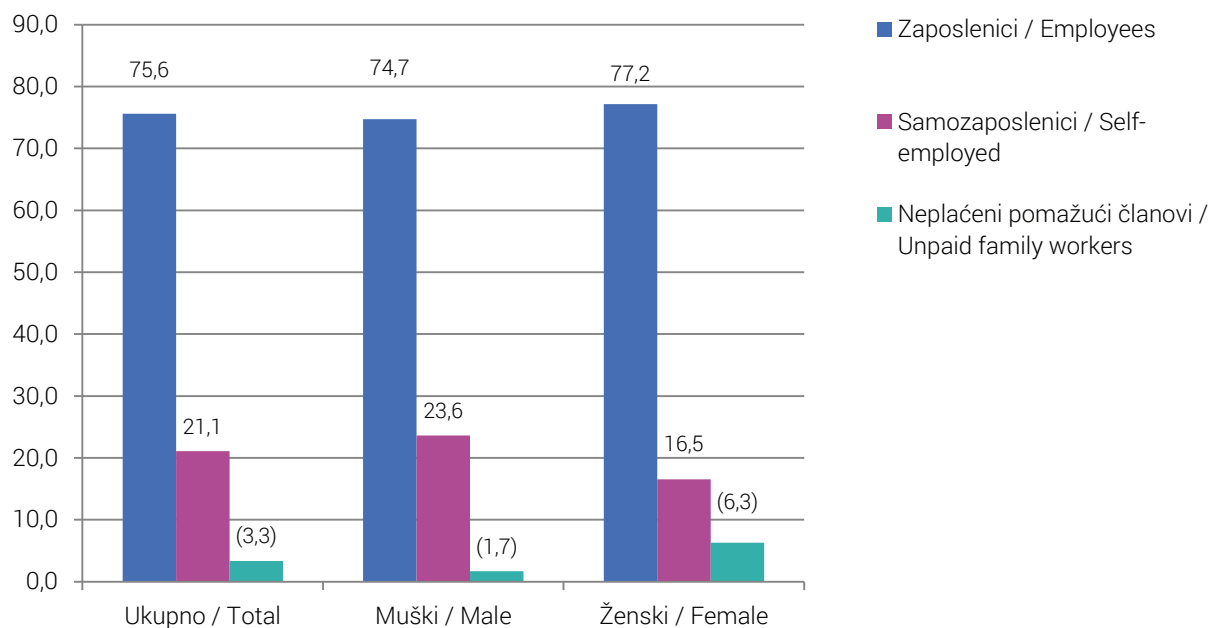
**Grafikon 7.2 Radna snaga prema najvišoj završenoj školskoj spremi i spolu u 2016. godini, RS, %**  
**Graph 7.2 Labour force by highest level of education attained and sex in 2016, RS, %**



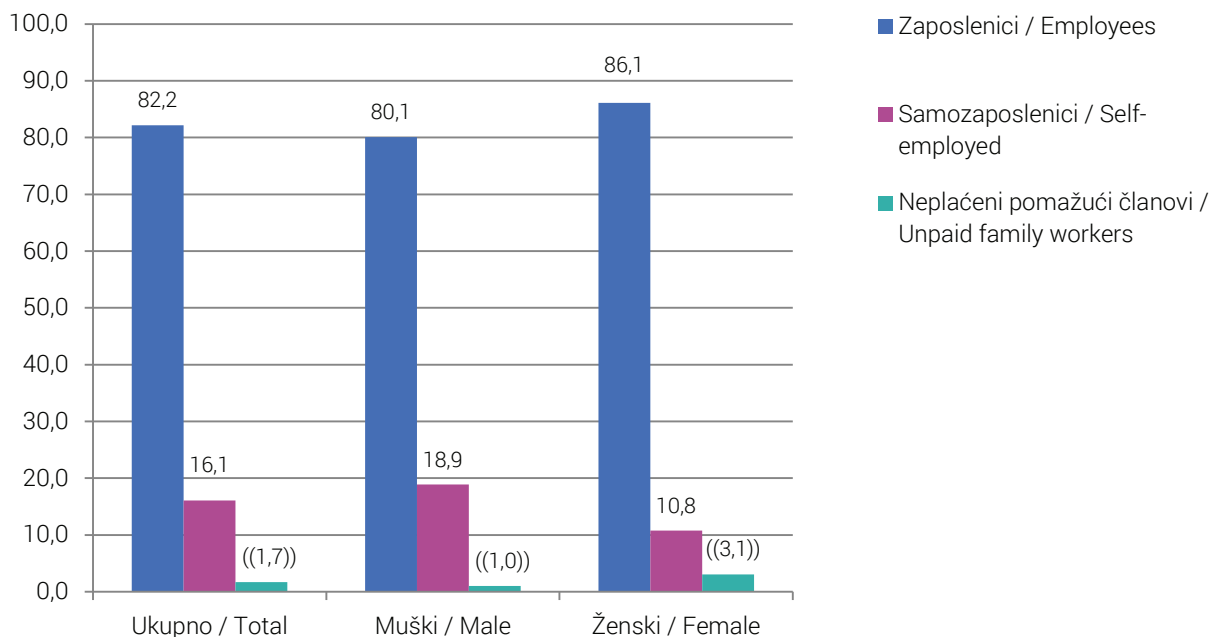
**Grafikon 7.3 Radna snaga prema najvišoj završenoj školskoj spremi i spolu u 2016. godini, BDBiH, %**  
**Graph 7.3 Labour force by highest level of education attained and sex in 2016, BDBiH, %**



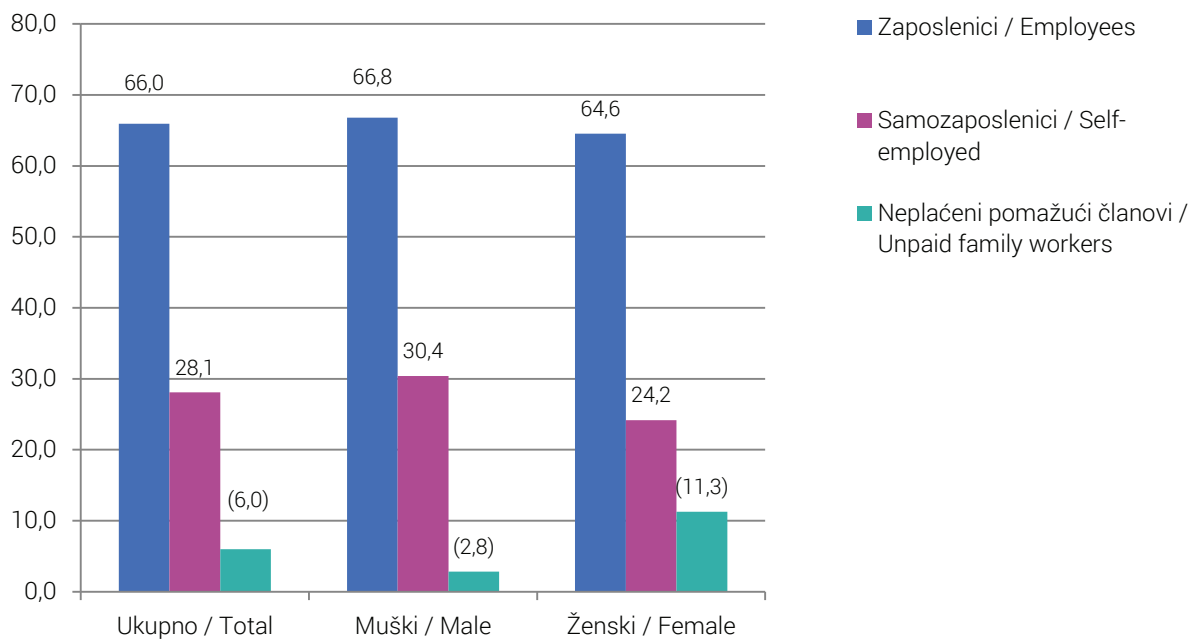
**Grafikon 8. Zaposleni prema statusu u zaposlenosti i spolu u 2016. godini, BiH, %**  
**Graph 8. Persons in employment by employment status and sex in 2016, BiH, %**



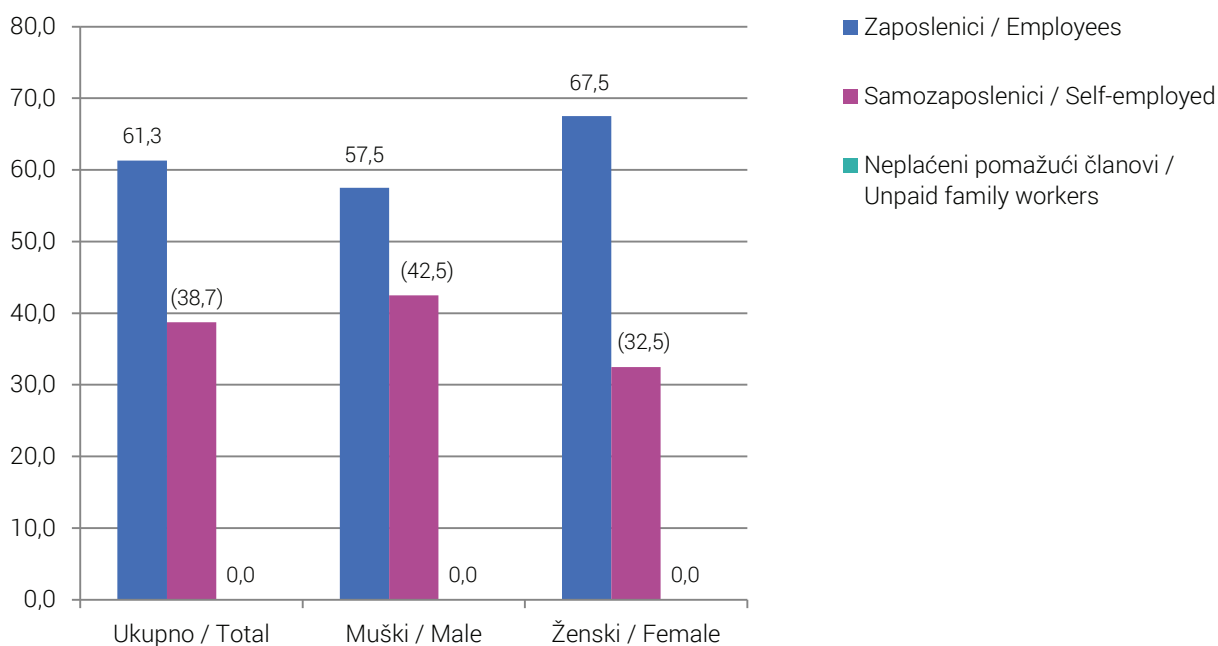
**Grafikon 8.1 Zaposleni prema statusu u zaposlenosti i spolu u 2016. godini, FBiH, %**  
**Graph 8.1 Persons in employment by employment status and sex in 2016, FBiH, %**



**Grafikon 8.2 Zaposleni prema statusu u zaposlenosti i spolu u 2016. godini, RS, %**  
**Graph 8.2 Persons in employment by employment status and sex in 2016, RS, %**

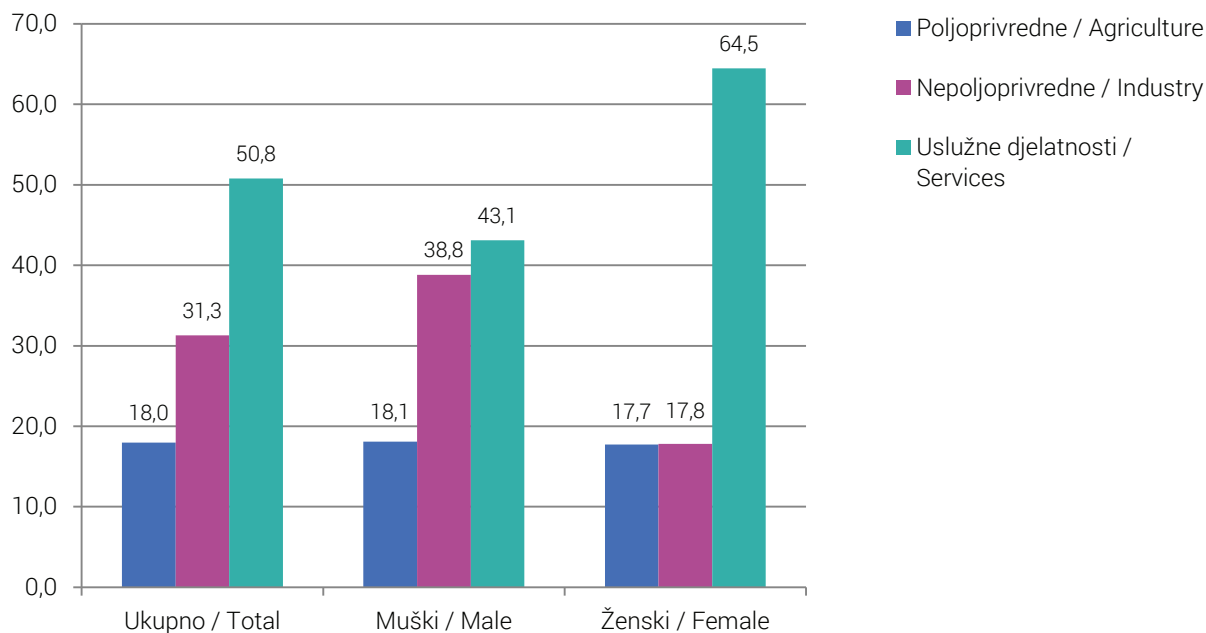


**Grafikon 8.3 Zaposleni prema statusu u zaposlenosti i spolu u 2016. godini, BDBiH, %**  
**Graph 8.3 Persons in employment by employment status and sex in 2016, BDBiH, %**



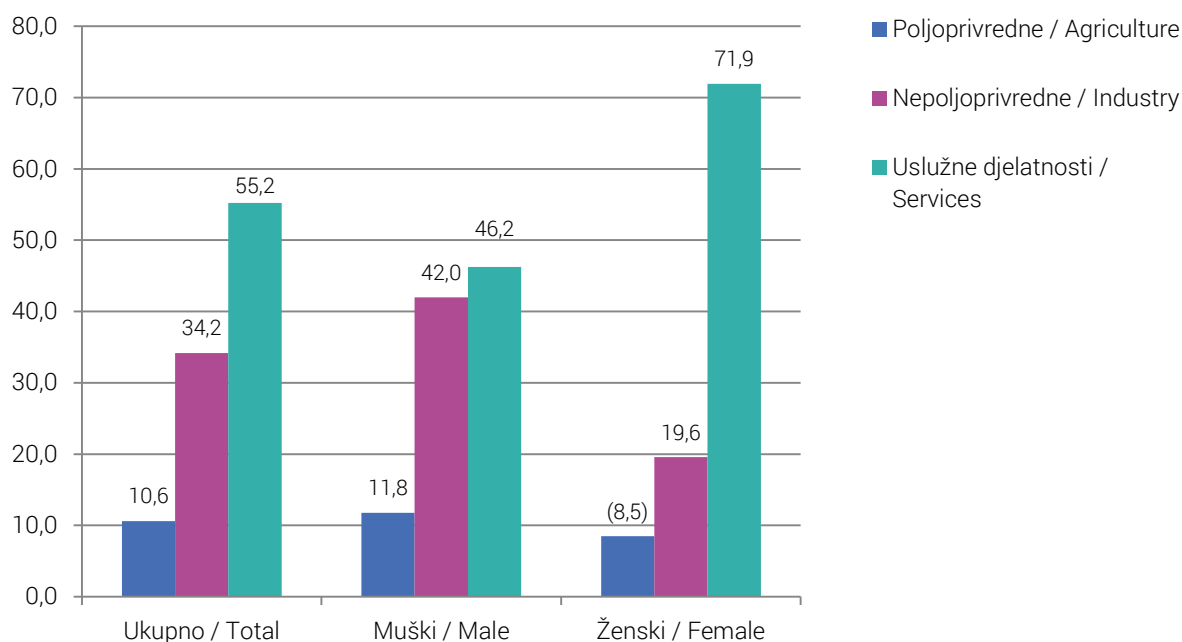


**Grafikon 9. Zaposleni prema grupama područja djelatnosti<sup>1)</sup> i spolu u 2016. godini, BiH, %**  
**Graph 9. Persons in employment by groups of sections of economic activities<sup>1)</sup> and sex in 2016, BiH, %**



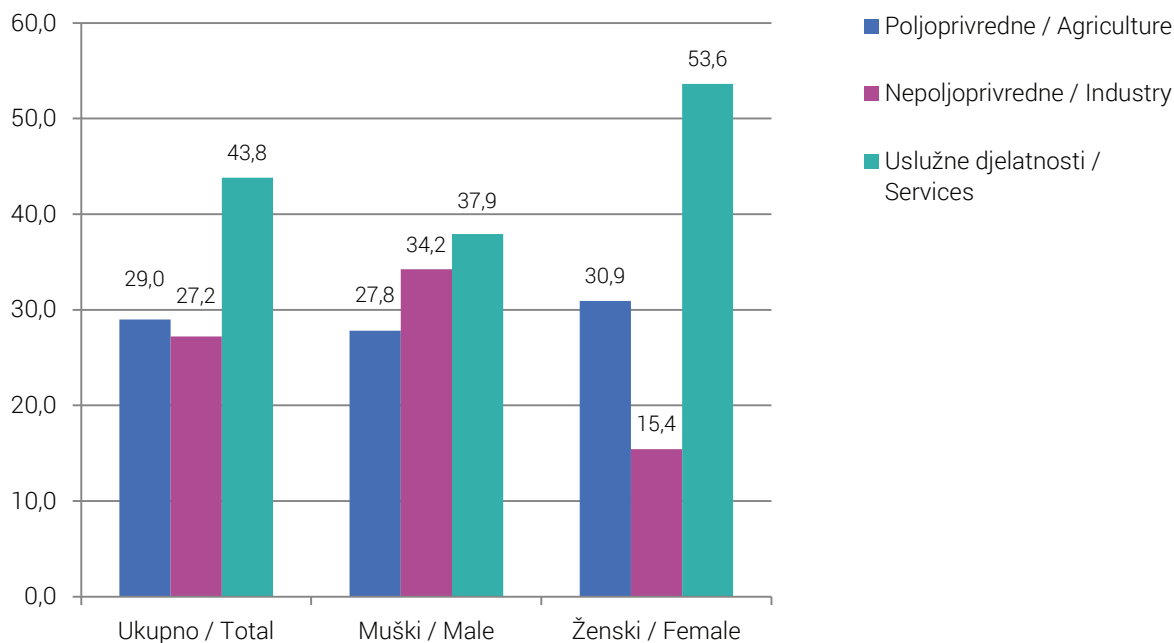
<sup>1)</sup> grupe područja djelatnosti (NACE Rev. 2): poljoprivredne (A), nepoljoprivredne (B,C,D,E,F), uslužne (G,H,I,J,K,L,M,N,O,P,Q,R,S,T,U)  
 groups of activity's section(NACE Rev. 2): agriculture (A),industry (B,C,D,E,F), services (G,H,I,J,K,L,M,N,O,P,Q,R,S,T,U)

**Grafikon 9.1. Zaposleni prema grupama područja djelatnosti<sup>1)</sup> i spolu u 2016. godini, FBiH, %**  
**Graph 9.1. Persons in employment by groups of sections of economic activities<sup>1)</sup> and sex in 2016, FBiH, %**



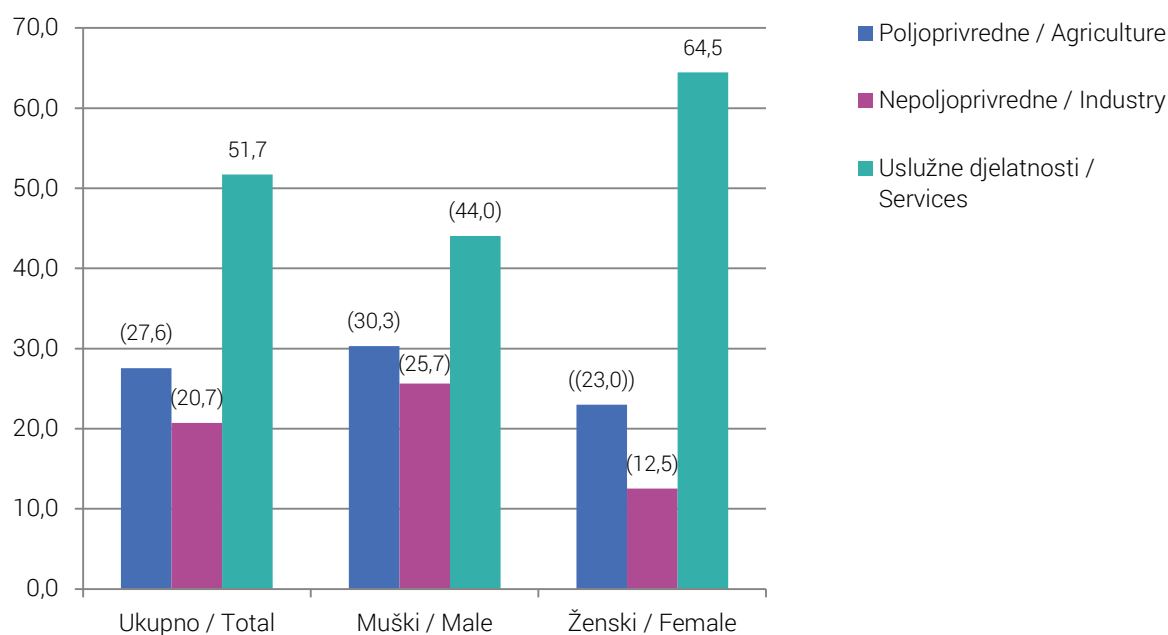
<sup>1)</sup> grupe područja djelatnosti (NACE Rev. 2): poljoprivredne (A), nepoljoprivredne (B,C,D,E,F), uslužne (G,H,I,J,K,L,M,N,O,P,Q,R,S,T,U)  
 groups of activity's section(NACE Rev. 2): agriculture (A),industry (B,C,D,E,F), services (G,H,I,J,K,L,M,N,O,P,Q,R,S,T,U)

**Grafikon 9.2. Zaposleni prema grupama područja djelatnosti<sup>1)</sup> i spolu u 2016. godini, RS, %**  
**Graph 9.2. Persons in employment by groups of sections of economic activities<sup>1)</sup> and sex in 2016, RS, %**



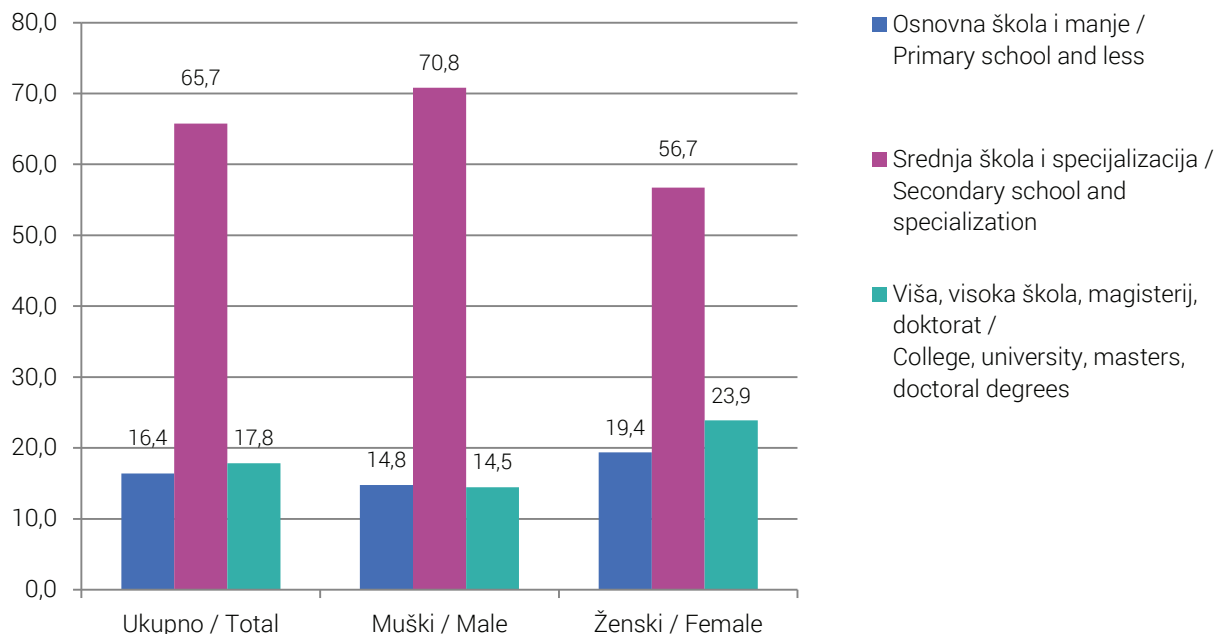
<sup>1)</sup> grupe područja djelatnosti (NACE Rev. 2): poljoprivredne (A), nepoljoprivredne (B,C,D,E,F), uslužne (G,H,I,J,K,L,M,N,O,P,Q,R,S,T,U)  
 groups of activity's section (NACE Rev. 2): agriculture (A), industry (B,C,D,E,F), services (G,H,I,J,K,L,M,N,O,P,Q,R,S,T,U)

**Grafikon 9.3. Zaposleni prema grupama područja djelatnosti<sup>1)</sup> i spolu u 2016. godini, BDBiH, %**  
**Graph 9.3. Persons in employment by groups of sections of economic activities<sup>1)</sup> and sex in 2016, BDBiH, %**

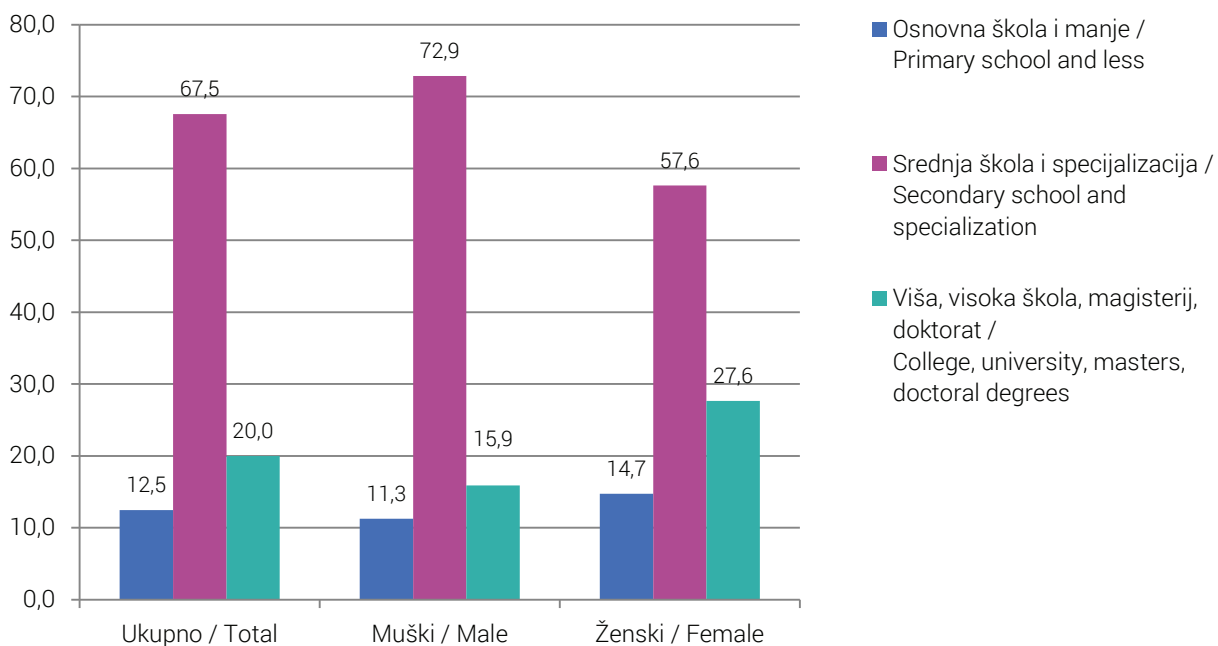


<sup>1)</sup> grupe područja djelatnosti (NACE Rev. 2): poljoprivredne (A), nepoljoprivredne (B,C,D,E,F), uslužne (G,H,I,J,K,L,M,N,O,P,Q,R,S,T,U)  
 groups of activity's section (NACE Rev. 2): agriculture (A), industry (B,C,D,E,F), services (G,H,I,J,K,L,M,N,O,P,Q,R,S,T,U)

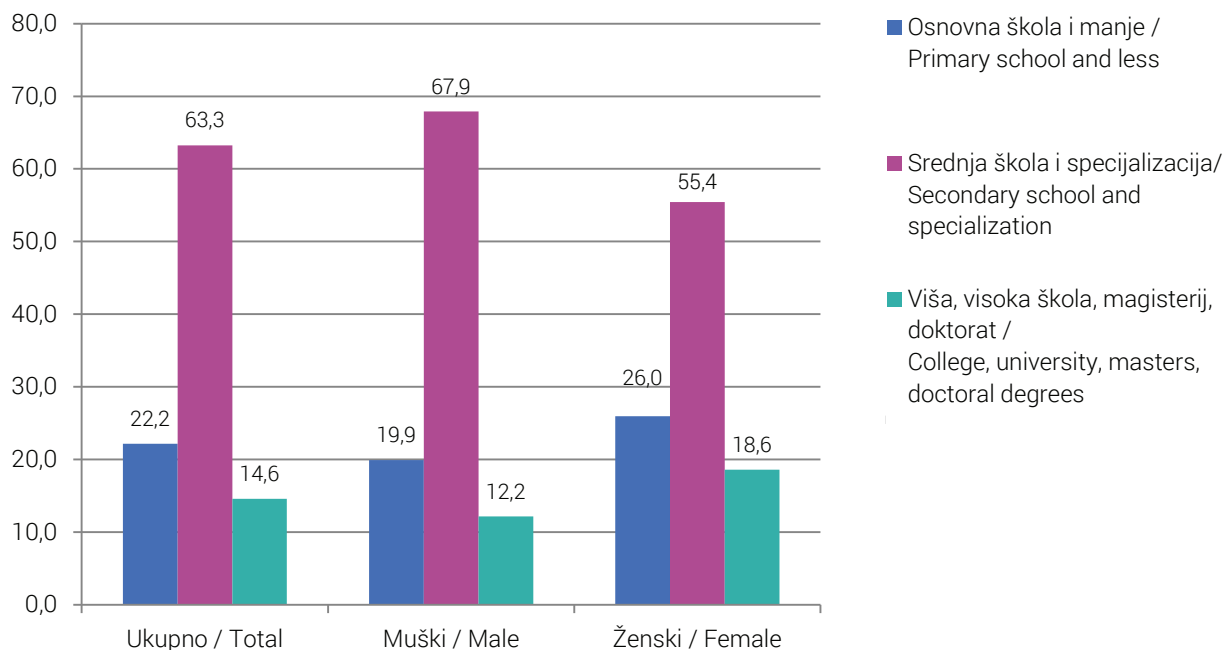
**Grafikon 10. Zaposleni prema najvišoj završenoj školskoj spremi i spolu u 2016. godini, BiH, %**  
**Graph 10. Person in employment by the highest level of education attained and sex in 2015, BiH, %**



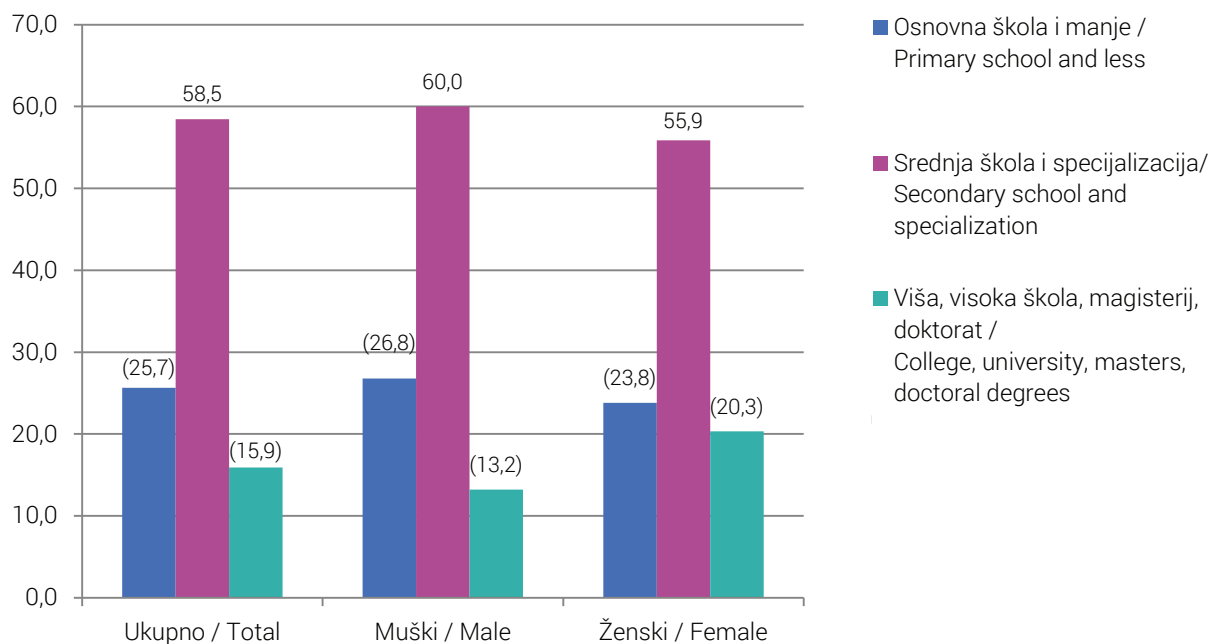
**Grafikon 10.1 Zaposleni prema najvišoj završenoj školskoj spremi i spolu u 2016. godini, FBiH, %**  
**Graph 10.1 Person in employment by the highest level of education attained and sex in 2016, FBiH, %**



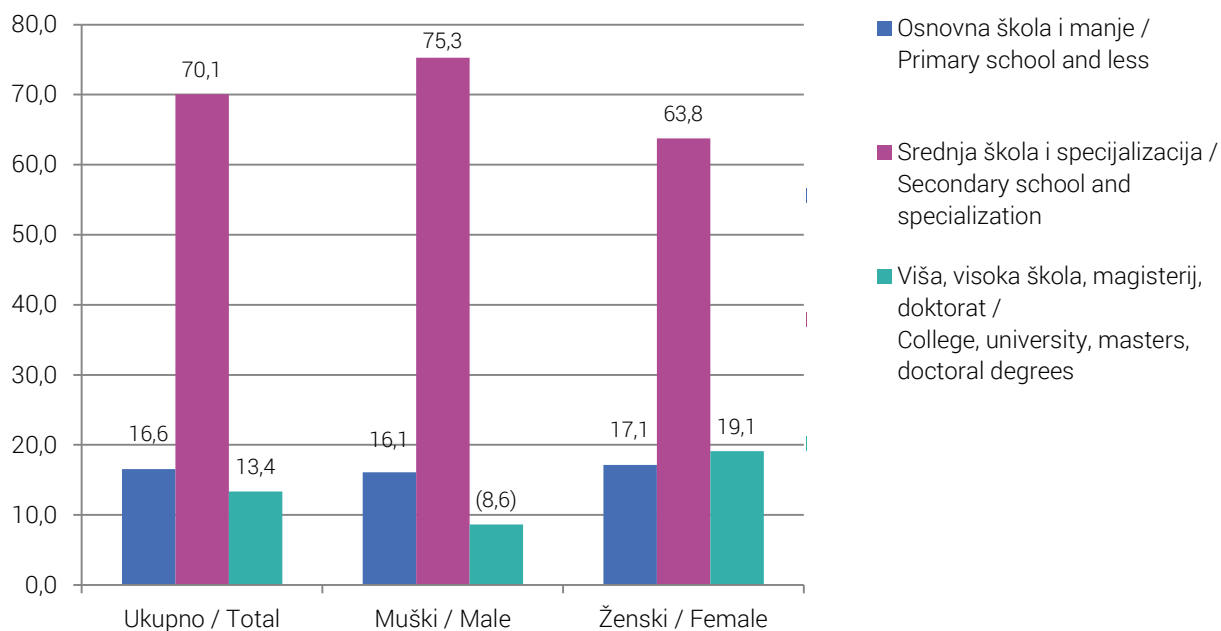
**Grafikon 10.2 Zaposleni prema najvišoj završenoj školskoj spremi i spolu u 2016. godini, RS, %**  
**Graph 10.2 Person in employment by the highest level of education attained and sex in 2016, RS, %**



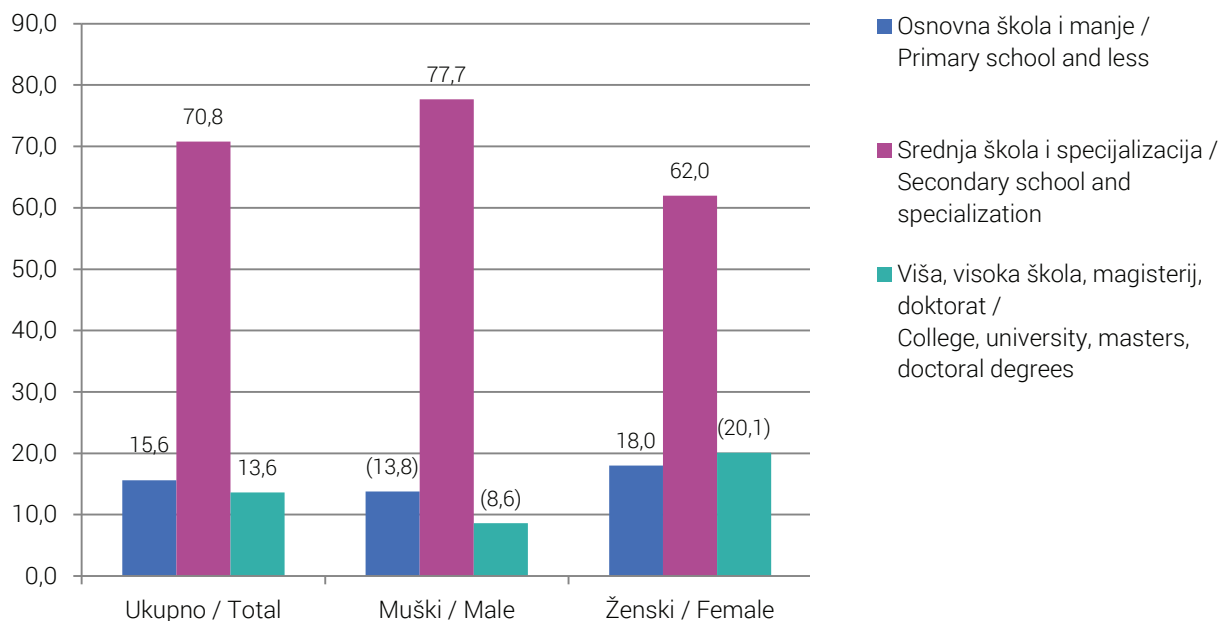
**Grafikon 10.3 Zaposleni prema najvišoj završenoj školskoj spremi i spolu u 2016. godini, BDBiH, %**  
**Graph 10.3 Person in employment by the highest level of education attained and sex in 2016, BDBiH, %**



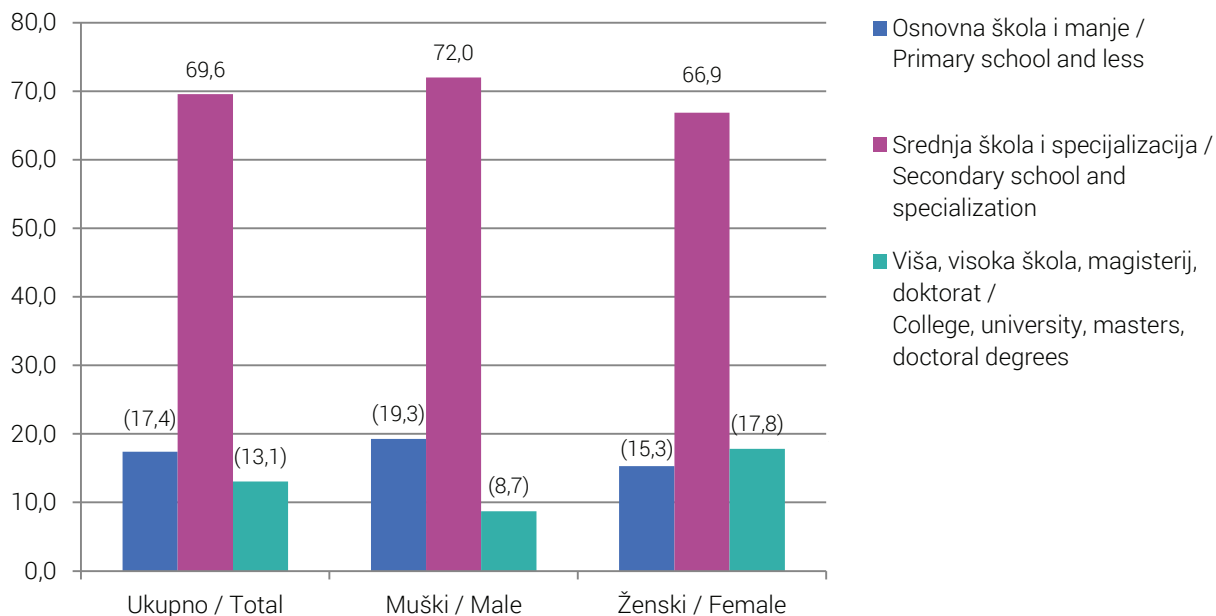
**Grafikon 11. Nezaposleni prema najvišoj završenoj školskoj spremi i spolu u 2016. godini, BiH, %**  
**Graph 11. Unemployed persons by the highest education level attained and sex in 2016, BiH, %**



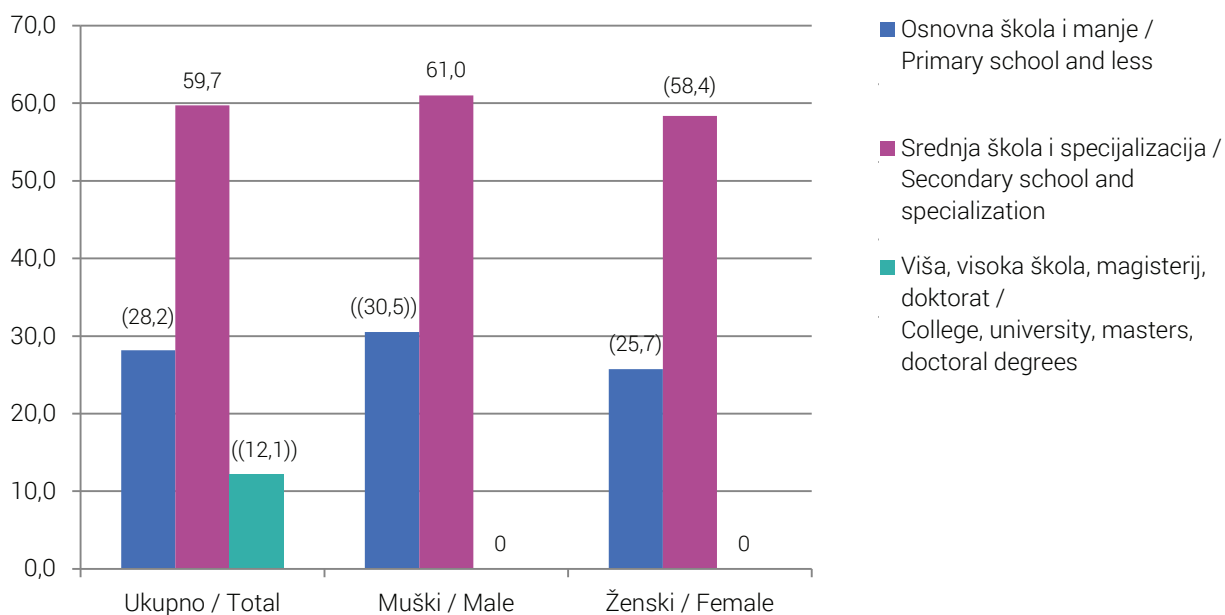
**Grafikon 11.1 Nezaposleni prema najvišoj završenoj školskoj spremi i spolu u 2016. godini, FBiH, %**  
**Graph 11.1 Unemployed persons by the highest education level attained and sex in 2016, FBiH, %**



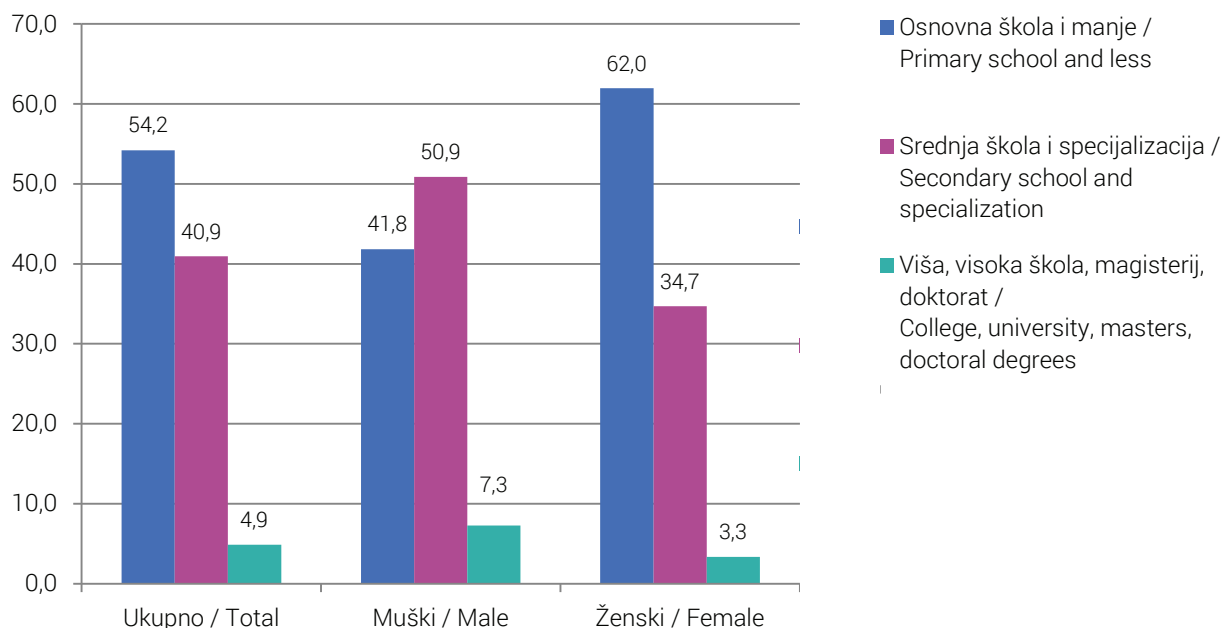
**Grafikon 11.2** Nezaposleni prema najvišoj završenoj školskoj spremi i spolu u 2016. godini, RS, %  
**Graph 11.2** Unemployed persons by the highest education level attained and sex in 2016, RS, %



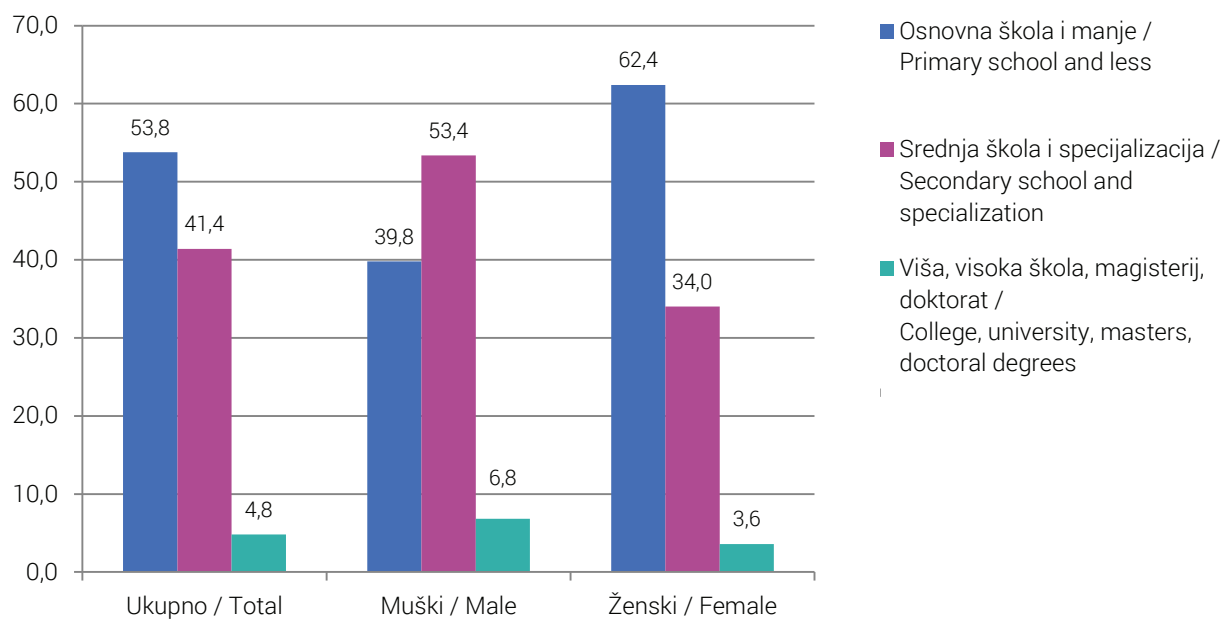
**Grafikon 11.3** Nezaposleni prema najvišoj završenoj školskoj spremi i spolu u 2016. godini, BDBiH, %  
**Graph 11.3** Unemployed persons by the highest education level attained and sex in 2016, BDBiH, %



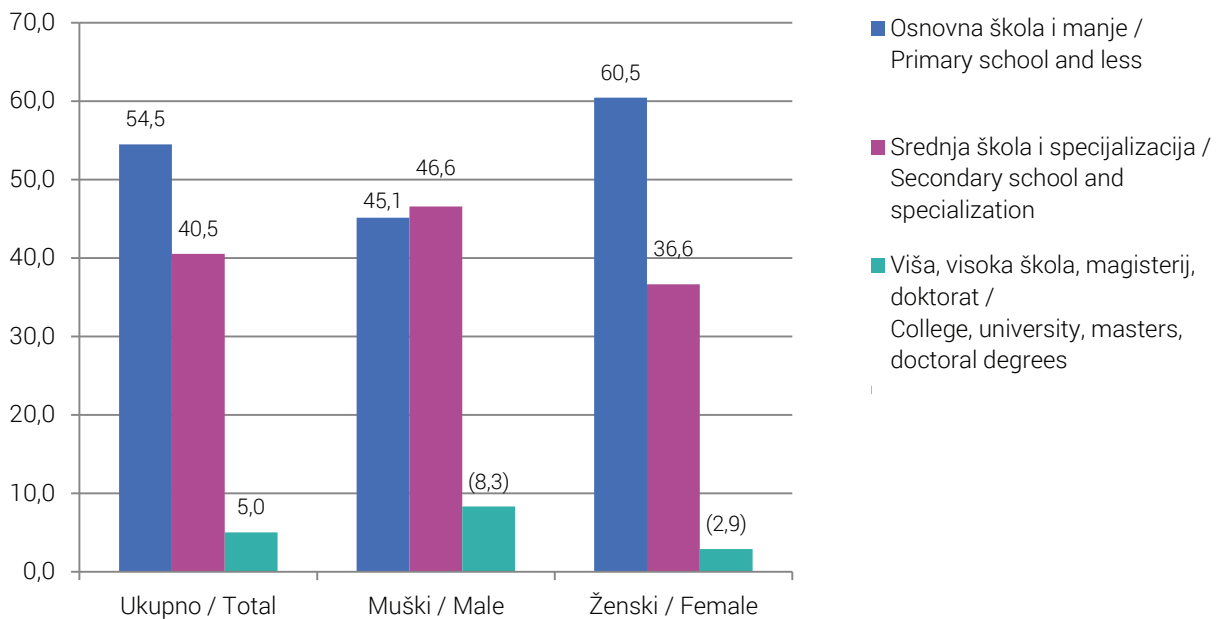
**Grafikon 12. Neaktivne osobe prema najvišoj završenoj školskoj spremi i spolu u 2016. godini, BiH, %**  
**Graph 12. Inactive persons by the highest level of education attained and sex in 2016, B&H, %**



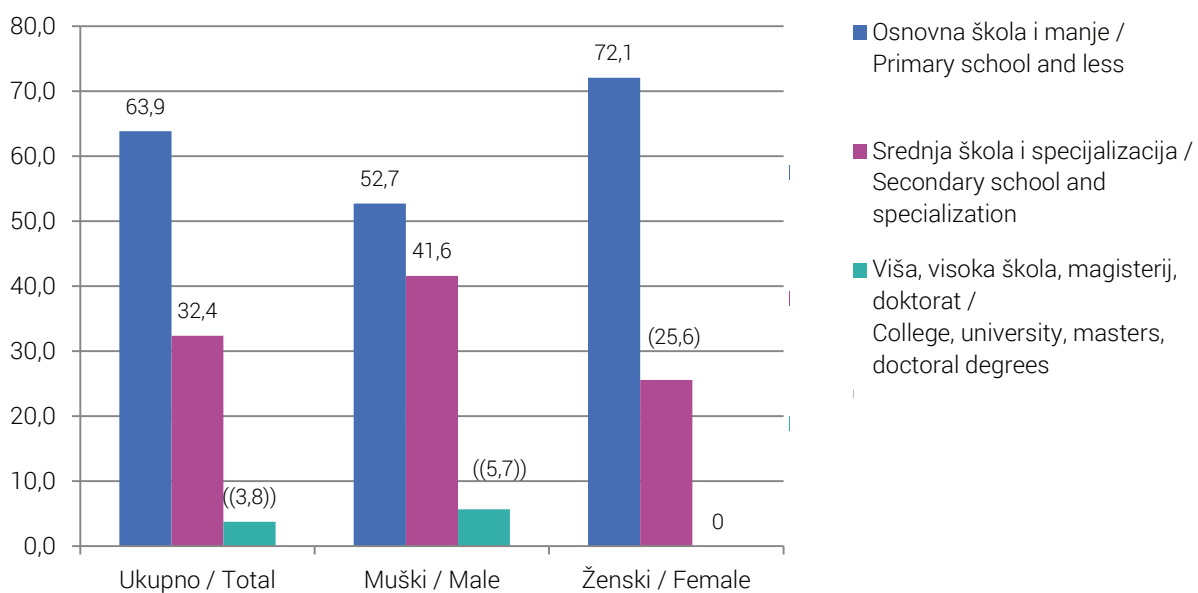
**Grafikon 12.1 Neaktivne osobe prema najvišoj završenoj školskoj spremi i spolu u 2016. godini, FBiH, %**  
**Graph 12.1 Inactive persons by the highest level of education attained and sex in 2016, FBiH, %**



**Grafikon 12.2 Neaktivne osobe prema najvišoj završenoj školskoj spremi i spolu u 2016. godini, RS, %**  
**Graph 12.2 Inactive persons by the highest level of education attained and sex in 2016, RS, %**



**Grafikon 12.3 Neaktivne osobe prema najvišoj završenoj školskoj spremi i spolu u 2016. godini, BDBiH, %**  
**Graph 12.3 Inactive persons by the highest level of education attained and sex in 2016, BDBiH, %**





**UPITNIK**  
***QUESTIONNAIRE***



## Bosnia and Herzegovina

AGENCY FOR STATISTICS  
BOSNIA AND HERZEGOVINAREPUBLIKA SRPSKA  
REPUBLIC INSTITUTE OF STATISTICSFEDERATION OF BOSNIA AND HERZEGOVINA  
FEDERAL INSTITUTE OF STATISTICS

# LABOUR FORCE SURVEY

## LFS 2016

Entity/District	<input type="text"/>
Canton/Region	<input type="text"/>
Municipality code	<input type="text"/>
EA code	<input type="text"/>
Sequence number of household	<input type="text"/>
Total number of households in the dwelling unit	<input type="text"/>
Household identifier 1 - household from the list; 2 - new household at the given address	<input type="text"/>
Household telephone number (cell phone, fixed line)	<input type="text"/>
Address	<input type="text"/>

(street and number)

(no. of apartment)

### DATA ON INTERVIEW

Date of interview	<input type="text"/>	<input type="text"/>
	day	month
Interview started at	<input type="text"/>	<input type="text"/>
	hours	month
Interview completed at	<input type="text"/>	<input type="text"/>
	hours	month
Number of visits to household	<input type="text"/>	<input type="text"/>
- Interviewer	<input type="text"/>	<input type="text"/>
	ime i prezime	Interviewer's code
- Controller	<input type="text"/>	<input type="text"/>
	ime i prezime	Controller's code
- Data entry person	<input type="text"/>	<input type="text"/>
	ime i prezime	Data entry person's code

### **DATA CONFIDENTIALITY**

Data compiled in the Questionnaire is confidential and will only be used for statistical purposes, fully in line with the provisions of the mentioned laws.

BiH Law on Statistics, ("Official Gazette of Bosnia and Herzegovina",. 26/04 and 42/04);

Law on Statistics of the Federation of BiH (Official Gazette of Federation, 63/03 i 9/09);

Law on Statistics of the RS, ("Official Gazette of the Republika Srpska", 85/03).

## Bosna i Hercegovina

AGENCIJA ZA STATISTIKU  
BOSNE I HERCEGOVINEREPUBLIKA SRPSKA  
REPUBLIČKI ZAVOD ZA STATISTIKU RSFEDERACIJA BOSNE I HERCEGOVINE  
FEDERALNI ZAVOD ZA STATISTIKU**ANKETA O RADNOJ SNAZI  
ARS 2016**

Entitet/Distrikt	<input type="text"/>
Kanton/regija	<input type="text"/>
Šifra općine	<input type="text"/>
Šifra PK	<input type="text"/>
Redni broj domaćinstva	<input type="text"/>
Ukupan broj domaćinstava u stambenoj jedinici	<input type="text"/>
Indikator domaćinstva	1 - domaćinstvo sa spiska; 2 - domaćinstvo novo na datoj adresi <input type="text"/>
Broj telefona domaćinstva (mobilni, fiksni)	<input type="text"/>
Adresa	<input type="text"/>
	Ulica i kućni broj

Broj stana

**PODACI O ANKETIRANJU**

Datum anketiranja	<input type="text"/>	<input type="text"/>	dan	mjesec
Vrijeme početka anketiranja	<input type="text"/>	<input type="text"/>	sati	minuta
Vrijeme završetka anketiranja	<input type="text"/>	<input type="text"/>	sati	minuta
Broj posjeta domaćinstvu	<input type="text"/>	<input type="text"/>		
- Anketar	<input type="text"/>	<input type="text"/>	Šifra anketara	
- Kontrolor	<input type="text"/>	<input type="text"/>	Šifra kontrolora	
- Operater	<input type="text"/>	<input type="text"/>	Šifra operatera	

**POVJERLJIVOST PODATAKA**

Prikupljeni podaci su povjerljivi i isti će se u skladu sa odredbama navedenih zakona koristiti isključivo u statističke svrhe.

Zakon o statistici BiH, ("Službeni glasnik Bosne i Hercegovine", br. 26/04 i 42/04);  
Zakon o statistici Federacije BiH, ("Službene novine FBiH", br. 63/03 i 9/09);  
Zakon o statistici Republike Srpske, ("Službeni glasnik Republike Srpske", br. 85/03).

# ARS1a

To be completed for all household members

SEQUENCE NO. MEM. OF HOUSEHOLD	NAME AND SURNAME	SEX Male...1 Female..2	DATE OF BIRTH Insert day, month and year.	WAS PERSON 15 YEAR OF AGE BEFORE THE END OF THE REFERENCE WEEK? Yes.....1 No.....2	RELATION TO HEAD OF HOUSEHOLD Head of Household.....1 Spouse/partner of head of household..... 2 Children of HH/spouse.....3 Parents of HH/spouse.....4 Grandchild of HH/spouse..... 5 Other relatives..... 6 Other non-relatives ..... 7	MARITAL STATUS Unmarried/ single.....1>>> 9 Married.....2 Widowed/Widower .....3>>> 9 Divorced..... .4>>> 9 Illegitimate marriage.....5	Insert a serial number of spouse/partner of household member  If he/she does not live in the household, please insert 99.
1	2	3	4	5	6	7	8
01							
02							
03							
04							
05							
06							
07							
08							
09							
10							

# ARS1a

Popunjava se za sve članove domaćinstva

REDNI BROJ	IME I PREZIME	SPOL	DATUM ROĐENJA	JE LI OSOBA NAPUNILA 15 GODINA PRIJE KRAJA REFERENTNE SEDMICE?	ODNOS PREMA NOSIOCU DOMAĆINSTVA	BRAČNI STATUS	Upisati redni broj bračnoga druga/ partnera člana domaćinstva
1	2	3	4	5	6	7	8
01		Muško...1 Žensko...2	Upisati dan, mjesec i godinu.	Da.....1 Ne.....2	Nosioc .....1 Bračni drug/partner nosioca..... 2 Djeca nosioca/bračnog druga.....3 Roditelji nosioca/bračnog druga..4 Unuće nosioca/bračnog druga ....5 Ostali srodnici .....6 Ostali nesrodnici .....7	Neudata/ neoženjen .....1>>9 Udata/ oženjen.....2 Udovica/ udovac .....3>>9 Razvedena/ razveden ....4>>9 U vanbračnoj zajednici.....5	Ako ne živi u domaćinstvu, upisati 99
02							
03							
04							
05							
06							
07							
08							
09							
10							

## ARS1a

To be filled for all household members

SEQUENCE NO. MEM. OF HOUSEHOLD	Insert a sequence number of father of the household If he does not live in the household, please insert 99.	Insert a sequence number of mother of the household If she does not live in the household, please insert 99.	NATIONALITY, WHICH COUNTRY?  If BiH and some other country, please insert BiH.  (Coding by statistical office)	WHICH COUNTRY WERE YOU BORN IN? (prema sadašnjim državnim granicama)  If born in BiH >> 14 Other >> 13  (Coding by statistical office)	SINCE WHICH YEAR HAVE YOU BEEN LIVING IN BiH?  Please insert a year	DID YOU LIVE IN THIS MUNICIPALITY 12 MONTHS BEFORE THE SURVEY?  (April 2015)  Yes..... 1 >> 16 No..... .2	WHERE DID YOU LIVE 12 MONTHS BEFORE THE SURVEY?  - If in BiH, please insert municipality - If outside BiH, please insert a state (Coding by statistical office)	
	1	9	10	11	12	13	14	15
01								
02								
03								
04								
05								
06								
07								
08								
09								
10								

## ARS1a

Popunjava se za sve članove domaćinstva

	Upisati redni broj oca člana domaćinstva <small>Ako ne živi u domaćinstvu, upisati 99</small>	Upisati redni broj majke člana domaćinstva <small>Ako ne živi u domaćinstvu, upisati 99</small>	ČIJE DRŽAVLJANSTVO POSJEDUJETE?  <small>Ako je BiH i neke druge države upisati BiH Šifru upisuje statistika</small>	U KOJOJ DRŽAVI STE ROĐENI? <small>(prema sadašnjim državnim granicama)  Ako je rođen u BiH &gt;&gt; P14 Ostali &gt;&gt;P13 Šifru upisuje statistika</small>	OD KOJE GODINE ŽIVITE U BIH?  <small>Upisati godinu</small>	JESTE LI BORAVILI U OVOJ OPĆINI 12 MJESECI PRIJE PROVOĐENJA ANKETE?  <small>(April 2015)  Da.....1 &gt;&gt; 16 Ne.....2</small>	GDJE STE BORAVILI 12 MJESECI PRIJE PROVOĐENJA ANKETE?  <small>- Ako je u BiH upisati općinu, - Ako je izvan BiH upisati državu  Šifru upisuje statistika</small>
REDNI BROJ	9	10	11	12	13	14	15
1							
01							
02							
03							
04							
05							
06							
07							
08							
09							
10							



# ARS1a

To be completed for all household members

SEQUENCE NO. MEM. OF HOUSEHOLD	SCHOOL COMPLETED - EDUCATION LEVEL	WHAT IS THE FIELD OF YOUR EDUCATION/TRAINING?	WHICH YEAR DID YOU REACH THAT LEVEL OF EDUCATION?	WERE YOU ABSENT FROM THE HOUSEHOLD ALL 12 MONTHS OR MORE?	WHAT WERE THE REASONS OF YOUR ABSENCE?	FOR PERSON WHO: ANSWERS Q5 WITH CHOICE 1 AND Q19 WITH CHOICE 2 OR Q5 WITH CHOICE 1 AND Q20 WITH CHOICE 1,2 OR 3 PLEASE INSERT 1
1	16	17	18	19	20	21
01	No education.....1 >> 19 1 do 4/5 grades of elementary school.....2 >> 18 5/6 do 7/8 grades of elementary school.....3 >> 18 Completed elementary school.....4 >> 18 Completed secondary school: One year.....5 Two year.....6 Three year.....7 Four - five year.....8 Specialization after secondary school.....9 Completed high school.....10 University education - Bachelor.....11 (old University education programme 4-4.5 year).....12 (old University education programme 5-6 year).....13 Postgraduate studies (M.A., master).....14 Doctorate.....15	General education programme.....01 Teacher training and education science.....02 Art and humanities science.....03 Social science, business and law.....04 Foreign languages.....05 Biology and environmental science.....06 Natural science (including physics, chemistry and earth science).....07 Mathematics and statistics.....08 Computer science.....09 Computer use.....10 Engineering, manufacturing and construction...11 Agriculture and veterinary.....12 Health and welfare.....13 Services (personal, transport etc.).....14 Unknown.....15	Please, insert a year.	Yes.....1 No.....2 >> 21	Education.....1 Work/employment in BiH.....2 Employment with local employer outside BiH.....3 Employer with foreign employer outside BiH.....4 Illness/hospitalization.....5 Other.....6	
02						
03						
04						
05						
06						
07						
08						
09						
10						

# ARS1a

Popunjava se za sve članove domaćinstva

REDNI BROJ	NAJVIŠA ZAVRŠENA ŠKOLA - STEPEN OBRAZOVANJA	KOJA JE OBLAST VAŠEG OBRAZOVANJA?	KOJE GODINE STE ZAVRŠILI TAJ STEPEN OBRAZOVANJA?	JESTE LI BILI ODSUTNI IZ DOMAĆINSTVA SVIH ZADNJIH 12 MJESECI ILI DUŽE?	KOJI SU RAZLOZI ODSUSTVOVANJA IZ DOMAĆINSTVA?	ZA OSOBU KOJA: NA P5 IMA ODGOVOR 1 I NA P19 ODGOVOR 2 ILI NA P5 IMA ODGOVOR 1 I NA P20 ODGOVOR 1, 2 ILI 3 UPISATI 1
	Bez škole.....1>>19 Od 1 do 4/5 razreda osnovne škole.....2>>18 Od 5/6 do 7/8 razreda osnovne škole.....3>>18 Završena osnovna škola .....4>>18 Završena srednja škola: Jednogodišnja.....5 Dvogodišnja.....6 Trogodišnja.....7 Četvero-peto. god.....8 Specijalizacija nakon srednje škole.....9 Završena viša škola .....10 Visoka škola – Bachelor .....11 Završ. visoka škola (stari program 4-4.5 god.).....12 Završ. visoka škola (stari program 5-6 god.).....13 Postdiplomski (magistar, master).....14 Doktorat.....15	Opći program obrazovanja .....01 Pedagoške nauke .....02 Umijetničke, humanističke nauke i književnost...03 Društvene nauke, ekonomija i pravo .....04 Strani jezici .....05 Biološke nauke i ekologija .....06 Prirodne nauke (uključujući fiziku, hemiju i geografiju) .....07 Matematika i statistika .....08 Informatičke i računarske nauke .....09 Primjena računara .....10 Tehničke i građevinske nauke .....11 Poljoprivreda i veterinarske nauke .....12 Zdravstvo i socijalna zaštita .....13 Usluge (lične, prijevozne i sl.) .....14 Nepoznato .....15	Upisati godinu	Da.....1 Ne.....2>>21	Školovanje.....1 Rad/zaposlenje u BiH.....2 Rad/zaposlenje kod domaćeg poslodavca izvan BiH .....3 Rad/zaposlenje kod stranog poslodavca izvan BiH .....4 Bolest/liječenje.....5 Ostalo.....6	NA P5 IMA ODGOVOR 1 I NA P19 ODGOVOR 2 ILI NA P5 IMA ODGOVOR 1 I NA P20 ODGOVOR 1, 2 ILI 3 UPISATI 1
1	16	17	18	19	20	21
01						
02						
03						
04						
05						
06						
07						
08						
09						
10						

# ARS1b

To be compiled for all household members who, in the first part of Questionnaire ARS1a) in the Column 21, were coded 1

Sequence no.	Questions – Answers:	Codes	Questions	Sequence number of household member				
				_ _	_ _	_ _	_ _	_ _
				Sequence number of household member providing answer				
				_ _	_ _	_ _	_ _	_ _

## A. LABOUR ACTIVITY DURING THE REFERENCE WEEK

<b>1</b>	<b>HAVE YOU DONE ANY WORK FOR PAY OR PROFIT DURING THE REFERENCE WEEK OR YOU WERE UNPAID ASSISTING FAMILY MEMBER - FROM MONDAY TO SUNDAY - (AT LEAST, ONE HOUR)?</b> Yes..... No .....	1 2	⇒ ⇒	4 2	_ _	_ _	_ _	_ _	_ _
<b>2</b>	<b>ALTHOUGH YOU DID NOT WORK DURING THE REFERENCE WEEK , DO YOU HAVE A JOB OR BUSINESS TO RETURN TO?</b> Yes..... No .....	1 2	⇒ ⇒	3 42	_ _	_ _	_ _	_ _	_ _
<b>3</b>	<b>WHAT WERE THE REASON FOR NOT WORKING DURING THE REFERENCE WEEK ALTHOUGH YOU HAVE A JOB OR BUSINESS TO RETURN TO?</b> - Own illness, injury, etc. .... - Maternity leave ..... - Bad weather or seasonal reasons ..... - Slack work ..... - Labour dispute (strike, cease of work) ..... - School education or training ..... - Parental leave ..... - Holidays ..... - Paid leave (annual leave etc..) ..... - Other reasons .....	01 02 03 04 05 06 07 08 09 10	} } } } } } } } } }	4 3a	_ _	_ _	_ _	_ _	_ _
<b>3.a</b>	<b>FOR HOW LONG HAVE YOU BEEN ABSENT FROM WORK?</b> - Absent for up to and including 3 months - Absent for more than 3 months	1 2	⇒ ⇒	4 3.b	_ _	_ _	_ _	_ _	_ _
<b>3.b</b>	<b>IS YOUR ABSENCE RENUMERATED?</b> - Yes, less than 50% of my salary - Yes, 50% and more of my salary - No, I am not receiving my salary	1 2 3	⇒ ⇒ ⇒	42 4 42	_ _	_ _	_ _	_ _	_ _

## ARS1b

Popunjava se za sve članove domaćinstva koji su u prvom dijelu upitnika (ARS1a) u koloni 21 dobili šifru 1

Redni broj	Pitanja – odgovori:	Šifre	Slijed pitanja	Redni broj člana domaćinstva				
				_ _	_ _	_ _	_ _	_ _
				Redni broj člana koji daje odgovore na pitanja				
				_ _	_ _	_ _	_ _	_ _

### A. RADNA AKTIVNOST U REFERENTNOJ SEDMICI

<b>1</b>	<b>JESTE LI U TOKU REFERENTNE SEDMICE - OD PONEĐJELJKA DO NEDJELJE - RADILI, OBAVLJALI AKTIVNOST KOJOM STIČETE SREDSTVA ZA ŽIVOT ILI STE BILI NEPLAĆENI POMAŽUĆI ČLAN-(najmanje 1 sat)?</b>							
	Da .....	1	⇒	4	_ _	_ _	_ _	_ _
	Ne .....	2	⇒	2	_ _	_ _	_ _	_ _

<b>2</b>	<b>IAKO U TOKU REFERENTNE SEDMICE NISTE RADILI , IMATE LI POSAO NA KOJI ĆETE SE VRATITI?</b>							
	Da .....	1	⇒	3	_ _	_ _	_ _	_ _
	Ne .....	2	⇒	42	_ _	_ _	_ _	_ _

<b>3</b>	<b>ZAŠTO NISTE RADILI TOKOM REFERENTNE SEDMICE, IAKO IMATE POSAO NA KOJI ĆETE SE VRATITI?</b>							
	- Bolest, povreda, i sl.....	01	}	4	_ _	_ _	_ _	_ _
	- Trudničko ili porodijsko odsustvo .....	02						
	- Vremenske nepogode ili sezonski uticaji .....	03	}	3a				
	- Smanjeni obim posla .....	04						
	- Radni spor (štrajk, prestanak rada) .....	05	}	3a				
	- Školovanje ili osposobljavanje .....	06						
	- Roditeljsko odsustvo (briga o djeci starosti 1 godina i više) .....	07	}	3a				
	- Praznici, godišnji odmor (plaćena odsustva)...	08						
	- Narađeni dani .....	09	}	3a				
	- Ostali razlozi .....	10						

<b>3.a</b>	<b>KOLIKO DUGO STE ODSUTNI SA POSLA?</b>							
	- Do 3 mjeseca, uključujući i 3 mjeseca	1	⇒	4	_ _	_ _	_ _	_ _
	- Duže od 3 mjeseca	2	⇒	3.b	_ _	_ _	_ _	_ _

<b>3.b</b>	<b>DA LI PRIMATE NAKNADU PLAĆE ZA VRIJEME ODSUSTVA SA POSLA?</b>							
	- Da, manje od 50% plaće	1	⇒	42	_ _	_ _	_ _	_ _
	- Da, 50% i više od plaće	2	⇒	4	_ _	_ _	_ _	_ _
	- Ne, ne primam plaću	3	⇒	42	_ _	_ _	_ _	_ _

Sequence no.	Questions - Answers:	Codes	Questions	Sequence number of household member				
				_ _	_ _	_ _	_ _	_ _
<b>B. EMPLOYMENT CHARACTERISTICS OF THE MAIN JOB</b>								
<b>4</b>	Sequence no. of hh member	<b>WHAT IS THE MAIN ACTIVITY OF THE UNIT YOU ARE EMPLOYED WITH?</b> (detailed description of products/services)						
	_ _							
	_ _							
	_ _							
	_ _							
	Coding by statistical office (NACE rev 2)		↓	_ _	_ _	_ _	_ _	_ _
<b>5</b>	<b>WHAT IS THE TYPE OF OWNERSHIP OF THE UNIT YOU WORK FOR?</b>							
	- State owned .....		1					
	- Private owned .....		2					
	- Cooperative .....		3					
	- Mixed .....		4	_	_	_	_	_
	- Without property type...		5					
- Unknown .....		6						
<b>6</b>	Sequence no. of hh member	<b>WHAT IS YOUR OCCUPATION ON WITH MAIN JOB?</b> (detailed description your present job)						
	_ _							
	_ _							
	_ _							
	_ _							
	Coding by statistical office (ISCO 08)		↓	_ _	_ _	_ _	_ _	_ _
<b>7</b>	<b>WHAT IS YOUR EMPLOYMENT STATUS?</b>							
	- Owner/joint owner with employees - employer.....		1					
	- Farmer with own farm and employees..		2	14				
	- Unpaid assisting family member		3					
	- Owner/joint owner without employees - self-employed...		4	15	_	_	_	_
	- Farmer on own farm without employees.....		5					
	- Employed by foreign company .....		6	7a				
	- Employed by employer .....		7					
<b>7.a</b>	<b>DOES YOUR JOB HAVE A SUPERVISORY ROLE (SUPERVISOR OR MANAGER)?</b>							
	Yes.....		1					
No.....		2	↓	_	_	_	_	
<b>8</b>	<b>DO YOU HAVE INDEFINITE OR DEFINITE WORK CONTRACT</b> (permanent or temporary)?							
	- Indefinite .....		1	→ 11				
	- Definite .....		2	→ 9	_	_	_	_
<b>9</b>	<b>WHICH OF THE GIVEN REASONS DESCRIBE THE BEST YOUR DEFINITE WORK CONTRACT</b> (temporary work)?							
	- Educational training/ trainee at job .....		1					
	- Could not find a permanent job .....		2					
	- Did not want a permanent job .....		3	_	_	_	_	
	- Probationary work.....		4	↓	_	_	_	

Redni br.	Pitanja – odgovori:	Šifre	Slijed pitanja	Redni broj člana domaćinstva				
				_ _	_ _	_ _	_ _	_ _
<b>B. KARAKTERISTIKE GLAVNOG POSLA</b>								
4	Redni br. člana	<b>KOJA JE PRETEŽNA DJELATNOST ORGANIZACIONE JEDINICE U KOJOJ OBAVLJATE RADNU AKTIVNOST?</b> (navesti precizan opis proizvoda/usluge)						
	_ _							
	_ _							
	_ _							
	_ _							
	Šifriranje vrši statistika (KDBiH 2010)		↓	_ _	_ _	_ _	_ _	_ _
5	<b>KOJEM OBLIKU VLASNIŠTVA PRIPADA ORGANIZACIONA JEDINICA U KOJOJ RADITE?</b>							
	- Državnom .....	1	↓	_ _	_ _	_ _	_ _	_ _
	- Privatnom .....	2						
	- Zadružnom .....	3						
	- Mješovitom .....	4						
	- Bez oblika vlasništva .....	5						
	- Ne znam .....	6						
Šifriranje vrši statistika (KZBiH)		↓						
6	Redni br. člana	<b>KOJE JE VAŠE ZANIMANJE NA GLAVNOM POSLU?</b> (opisati posao koji obavljate)						
	_ _							
	_ _							
	_ _							
	_ _							
	Šifriranje vrši statistika (KZBiH)		↓	_ _	_ _	_ _	_ _	_ _
7	<b>KOJI JE VAŠ POLOŽAJ U ZAPOSLENOSTI?</b>							
	- Vlasnik/suvlasnik sa zaposlenim - poslodavac.....	1	} 14	_ _	_ _	_ _	_ _	_ _
	- Poljoprivrednik na vlast. imanju sa zaposlenim.....	2						
	- Neplaćeni pomažući član domaćinstva.....	3						
	- Vlasnik/suvlasnik bez zaposlenih - samozaposlenik.....	4	} 15	_ _	_ _	_ _	_ _	_ _
	- Poljoprivrednik na vlast. imanju bez zaposlenih.....	5						
	- Radite za stranu organizaciju ..... } zaposlenik	6	} 7a	_ _	_ _	_ _	_ _	_ _
	- Radite kod poslodavca .....	7						
Šifriranje vrši statistika (KZBiH)		↓	_ _	_ _	_ _	_ _	_ _	
7.a	<b>DA LI VAŠE RADNO MJESTO IMA FUNKCIJU NADZORA?</b>							
	Da.....	1	↓	_ _	_ _	_ _	_ _	_ _
Ne.....	2							
8	<b>JE LI VAŠ POSAO NA NEODREĐENO ILI ODREĐENO VRIJEME (stalni ili privremeni) ?</b>							
	- Na neodređeno vrijeme .....	1	→ 11	_ _	_ _	_ _	_ _	_ _
	- Na određeno vrijeme .....	2	→ 9					
Šifriranje vrši statistika (KZBiH)		↓	_ _	_ _	_ _	_ _	_ _	
9	<b>KOJI OD NAVEDENIH RAZLOGA NAJBOLJE OPISUJE VAŠ RAD NA ODREĐENO VRIJEME (privremeni rad)?</b>							
	- Osposobljavanje/pripravnički/volonterski rad .....	1	↓	_ _	_ _	_ _	_ _	_ _
	- Ne možete naći stalno zaposlenje .....	2						
	- Ne želite naći stalno zaposlenje .....	3						
	- Probni rad.....	4						
Šifriranje vrši statistika (KZBiH)		↓						

Sequence no.	Questions - Answers:	Codes	Questions	Sequence number of household member				
10	<b>WHAT IS THE TOTAL DURATION OF YOUR TEMPORARY JOB (temporary work)?</b>  (Insert a number of months, if less then one month, please insert 00.)		↓					
10.a	<b>DO YOU HAVE A CONTRACT FOR TEMPORARY WORK WITH THE EMPLOYMENT AGENCY?</b> Yes..... No.....	1 2	↓					
11	<b>DO YOU EXERCISE YOUR PAYMENT RIGHTS AT JOB, SALARY, BENEFITS ETC.?</b> Yes..... No.....	1 2	→	12 14				
12	<b>WHEN DID YOU RECEIVE THE LAST SALARY OR BENEFIT AT PRESENT JOB?</b> Month..... Year.....		↓					
13	<b>WHICH PERIOD YOUR LAST SALARY, PART OF IT OR BENEFIT WAS REFERRED TO?</b> Month..... Year.....		↓					
14	<b>HOW MANY PERSONS ARE EMPLOYED IN THE UNIT YOU WORK FOR?</b> - Exact number, if $\leq 10$ ..... - 11 to 19 ..... - 20 to 49 ..... - 50 to 99..... - 100 to 249..... - 250 and more..... - Don't know, but less than 11 ..... - Don't know, but more than 10 .....	01-10 11 12 13 14 15 16 17	↓					
15	<b>DO YOU EXERCISE YOUR HEALTH INSURANCE RIGHTS AT YOUR JOB?</b> Yes ..... No .....	1 2	↓					
16	<b>DO YOU EXERCISE YOUR PENSION RIGHTS AT YOUR JOB?</b> Yes ..... No .....	1 2	↓					
17	Sequence no. of hh member <b>WHAT IS A NAME OF MUNICIPALITY YOU WORK IN? (if you work abroad, please insert a country)</b>		↓					
				Coding by statistical office				

Redni br.	Pitanja – odgovori:	Šifre	Slijed pitanja	Redni broj člana domaćinstva				
				_ _	_ _	_ _	_ _	_ _
10	<b>KOLIKO TRAJE VAŠ POSAO NA ODREĐENO VRIJEME (privremeni rad)?</b> (Upisati broj mjeseci, a ako je manje od mjesec, upisati 00.)		↓	_ _	_ _	_ _	_ _	_ _
10.a	<b>DA LI IMATE UGOVOR O PRIVREMENOM POSLU SA AGENCIJOM ZA POSREDOVANJE U ZAPOŠLJAVANJU ?</b> Da..... Ne.....	1 2	↓	_	_	_	_	_
11	<b>OSTVARUJETE LI NA POSLU PRAVO NA PLAĆU, DIO PLAĆE, NAKNADU I SL.?</b> Da ..... Ne .....	1 2	→ 12 → 14	_	_	_	_	_
12	<b>KADA STE PRIMILI POSLJEDNJU PLAĆU, DIO PLAĆE, NAKNADU I SL.?</b> Mjesec..... Godina .....		↓	_ _ _	_ _ _	_ _ _	_ _ _	_ _ _
13	<b>NA KOJI PERIOD SE ODnosi TA POSLJEDNJA PLAĆA, DIO PLAĆE, NAKNADA I SL.?</b> Mjesec ..... Godina .....		↓	_ _ _	_ _ _	_ _ _	_ _ _	_ _ _
14	<b>KOLIKI JE BROJ ZAPOSLENIH OSOBA U ORGANIZACIONOJ JEDINICI U KOJOJ RADITE?</b> - Tačan broj, ako je 10 i manje..... - 11 do 19 ..... - 20 do 49 ..... - 50 do 99..... - 100 do 249..... - 250 i više..... - Ne znam, ali manje od 11 ..... - Ne znam, ali više od 10 .....	01-10 11 12 13 14 15 16 17	↓	_ _	_ _	_ _	_ _	_ _
15	<b>OSTVARUJETE LI NA POSLU PRAVO NA ZDRAVSTVENO OSIGURANJE?</b> Da ..... Ne .....	1 2	↓	_	_	_	_	_
16	<b>OSTVARUJETE LI NA POSLU PRAVO NA PENZIONO OSIGURANJE?</b> Da ..... Ne .....	1 2	↓	_	_	_	_	_
17	Redni br. člana <b>NAZIV OPĆINE U KOJOJ RADITE? (ako radite u inostranstvu - upisati državu)</b>		↓	_ _	_ _ _	_ _ _	_ _ _	_ _ _
				Šifriranje vrši statistika.				



Sequence no.	Questions – Answers:	Codes	Questions	Sequence number of household member				
				1	2	3	4	5
18	<b>WHERE DO YOU USUALLY WORK?</b> - At home ..... - At firm, institution, shop or other organisation..... - At market ..... - At agricultural holding ..... - Street counter ..... - In a car/vehicle ..... - No specific location ..... - Other .....	1 2 3 4 5 6 7 8	↓					
19	<b>WHEN DID YOU START TO WORK AT PRESENT JOB?</b> Month..... Year.....		↓					
19.a	<b>HAVE YOU STARTED TO WORK AT THIS JOB YOU HAVE GOT THROUGH THE EMPLOYMENT AGENCY?</b> Yes ..... No.....	1 2	↓					
20	<b>DO YOU WORK FULL TIME OR LESS THAN FULL TIME?</b> - Full time..... - Less than full time.....	1 2	⇒ 22 ⇒ 21					
21	<b>WHICH ARE THE REASONS FOR WORKING LESS THAN FULL TIME?</b> - Looking after children or incapacitated adults - Education, training - Illness or disability - Can not find a full-time job - Personal or family reasons - Other reasons.....	1 2 3 4 5 6	⇒ 21a } 22					
21.a	<b>THE REASON YOU LOOK AFTER CHILDREN OR INCAPACITATED ADULTS</b> - The institutions of care for children are not available or affordable - The institutions of care for ill, disabled or elderly are not available or affordable - The institutions of care for children or ill, disabled or elderly are not available or affordable - The institutions of care do not affect the decision on working hours	1 2 3 4	↓					
22	<b>HOW MANY HOURS DO YOU USUALLY WORK PER WEEK?</b> - Hours.....	01-99	↓					
23	<b>DID YOU WORK A NUMBER OF USUAL WORKING HOURS DURING THE REFERENCE WEEK?</b> Yes ..... No .....	1 2	⇒ 26 ⇒ 24					
24	<b>HOW MANY HOURS DID YOU WORK DURING THE REFERENCE WEEK?</b> - Hours.....	00 01-99	⇒ 26 ⇒ 25					
25	<b>WHAT IS A MAIN REASON FOR HOURS ACTUALLY WORKED DURING THE REFERENCE WEEK BEING DIFFERENT FROM PERSON'S USUAL HOURS?</b> a) If person <b>worked more</b> than usual number of hours - Flexible/varying working hours... - Paid overtime..... - Unpaid overtime..... - Other reasons ..... b) If person <b>worked less</b> than usual working hours due to - Bad weather..... - Reduced work due to technical or economic - Labour dispute (strike, work stoppage)..... - Education or training..... - Flexible/varying working hours..... - Own illness or injury..... - Maternity or parental leave..... - Special leave from personal or family reasons. .... - Paid leave (annual leave and other)..... - Holidays ..... - Start or change of job ..... - End of job without taking up a new one..... - Other reasons .....	01 02 03 04 05 06 07 08 09 10 11 12 13 14 15 16 17	⇒ 25.a ⇒ 25.b } 26					

Redni br.	Pitanja – odgovori:	Šifre	Slijed pitanja	Redni broj člana domaćinstva				
				_____	_____	_____	_____	_____
<b>18</b>	<b>GDJE JE VAŠE UOBIČAJENO MJESTO OBAVLJANJA POSLA?</b> - U kući ..... - U preduzeću, ustanovi, radnji ili drugoj organizaciji ..... - Na pijaci ..... - Na imanju ..... - Na uličnoj tezgi ..... - U vozilu ..... - Bez određene lokacije ..... - Ostalo .....	1 2 3 4 5 6 7 8	↓	_____	_____	_____	_____	_____
<b>19</b>	<b>KADA STE POČELI DA RADITE NA GLAVNOM POSLU?</b> Mjesec..... Godina.....		↓	_____	_____	_____	_____	_____
<b>19.a</b>	<b>DA LI STE POČELI RADITI NA OVOM POSLU POSREDSTVOM ZAVODA ZA ZAPOSŁJAVANJE?</b> Da ..... Ne.....	1 2	↓	_____	_____	_____	_____	_____
<b>20</b>	<b>DA LI RADITE PUNO ILI KRAĆE OD PUNOG RADNOG VREMENA?</b> - Puno..... - Kraće od punoga.....	1 2	→	22 21	_____	_____	_____	_____
<b>21</b>	<b>KOJI SU RAZLOZI ZAŠTO RADITE KRAĆE OD PUNOG RADNOG VREMENA?</b> - Starate se o svojoj djeci ili odraslima sa posebnim potrebama..... - Školovanje ili osposobljavanje..... - Bolest/onesposobljenost za rad..... - Ne možete naći posao sa punim radnim vremenom..... - Lični ili porodični razlozi ..... - Ostali razlozi.....	1 2 3 4 5 6	→	21a 22	_____	_____	_____	_____
<b>21.a</b>	<b>ZAŠTO MORATE DA SE STARATE O DJECI ILI ODRASLIMA SA POSEBNIM POTREBAMA?</b> - Odgovarajuće ustanove koje se staraju o djeci nisu dostupne ili pristupačne - Odgovarajuće ustanove koje se staraju o bolesnim, invalidnim, starijim osobama nisu dostupne ili pristupačne ..... - Odgovarajuće ustanove koje se staraju o djeci ili bolesnim, invalidnim, starijim osobama nisu dostupne ili pristupačne - Ustanove za staranje (brigu) ne utiču na odluku o radnom vremenu .....	1 2 3 4	↓		_____	_____	_____	_____
<b>22</b>	<b>KOLIKO UOBIČAJENO SATI RADITE SEDMICNO?</b> - Sati .....	01-99	↓	_____	_____	_____	_____	_____
<b>23</b>	<b>JESTE LI U REFERENTNOJ SEDMICI RADILI UOBIČAJENI BROJ RADNIH SATI?</b> Da ..... Ne .....	1 2	→	26 24	_____	_____	_____	_____
<b>24</b>	<b>KOLIKO STE SATI RADILI U TOKU REFERENTNE SEDMICE?</b> - Sati.....	00 01-99	→	26 25	_____	_____	_____	_____
<b>25</b>	<b>KOJI JE NAJVAŽNIJI RAZLOG ZA ODPUSTANJE STVARNOG BROJA ODRADENIH SATI RADA U TOKU REFERENTNE SEDMICE OD UOBIČAJENOG BROJA SATI RADA?</b> a) Ako je osoba <b>radila više</b> od uobičajenog broja sati - Prekovremeni rad sa naknadom..... - Prekovremeni rad bez naknade..... - Flexibilno/varirajuće radno vrijeme..... - Ostali razlozi ..... b) Ako je osoba <b>radila manje</b> od uobičajenog broja sati - Vremenske nepogode..... - Smanjeni obim posla zbog teh. ili ek. razloga... - Radni spor (štrajk, obustava rada)..... - Školovanje ili osposobljavanje..... - Flexibilno/varirajuće radno vrijeme..... - Vlastita bolest ili povreda..... - Porodiljsko ili roditeljsko odsustvo..... - Posebna odsustva iz ličnih ili porod. razl..... - Praznici ili godišnji odmor ..... - Ostala plaćena odsustva..... - Počeo sa poslom ili promijenio posao ..... - Prestao raditi, a nije našao novi posao..... - Ostali razlozi .....	01 02 03 04 05 06 07 08 09 10 11 12 13 14 15 16 17	→	25.a 25.b 26	_____	_____	_____	_____

Sequence no.	Questions – Answers:	Codes	Questions	Sequence number of household member						
				_ _	_ _	_ _	_ _	_ _		
<b>25.a</b>	<b>NUMBER OF HOURS OF PAID OVERTIME</b>									
	Hours.....	01-99	→ 26	_ _	_ _	_ _	_ _	_ _	_ _	_ _
<b>25.b</b>	<b>NUMBER OF HOURS OF UNPAID OVERTIME</b>									
	Hours.....	01-99	↓	_ _	_ _	_ _	_ _	_ _	_ _	_ _
<b>26</b>	<b>DO YOU WISH TO WORK MORE THAN USUAL NUMBER OF HOURS?</b>									
	Yes.....	1	→ 27	_	_	_	_	_	_	_
	No.....	2	→ 29	_	_	_	_	_	_	_
<b>27</b>	<b>WHAT IS THE WAY YOU CAN WORK MORE THAN USUAL NUMBER OF HOURS?</b>									
	- Through an additional job.....	1	↓	_	_	_	_	_	_	_
	- Through a job with more working	2		_	_	_	_	_	_	_
	- Only within the present job.....	3		_	_	_	_	_	_	_
	- Other .....	4		_	_	_	_	_	_	_
<b>28</b>	<b>HOW MANY HOURS WOULD YOU LIKE TO WORK IN TOTAL?</b>									
	Hours.....	01-99	↓	_ _	_ _	_ _	_ _	_ _	_ _	_ _
Reference period for questions 29 - 34 is the last month of work (last four weeks).										
<b>29</b>	<b>DID YOU WORK IN SHIFTS DURING THE LAST FOUR WEEKS?</b>									
	- Yes.....	1	↓	_	_	_	_	_	_	_
	- No.....	2		_	_	_	_	_	_	_
<b>30</b>	<b>HOW OFTEN DID YOU WORK IN THE AFTERNOON DURING THE LAST FOUR WEEKS?</b>									
	- Usual.....	1	↓	_	_	_	_	_	_	_
	- Sometimes .....	2		_	_	_	_	_	_	_
	- Never .....	3		_	_	_	_	_	_	_
<b>31</b>	<b>HOW OFTEN DID YOU WORK AT NIGHT DURING THE LAST FOUR WEEKS?</b>									
	- Usual.....	1	↓	_	_	_	_	_	_	_
	- Sometimes .....	2		_	_	_	_	_	_	_
	- Never .....	3		_	_	_	_	_	_	_
<b>32</b>	<b>HOW OFTEN DID YOU WORK ON SATURDAYS DURING THE LAST FOUR WEEKS?</b>									
	- Usual.....	1	↓	_	_	_	_	_	_	_
	- Sometimes .....	2		_	_	_	_	_	_	_
	- Never .....	3		_	_	_	_	_	_	_
<b>33</b>	<b>HOW OFTEN DID YOU WORK ON SUNDAYS DURING THE LAST FOUR WEEKS?</b>									
	- Usual.....	1	↓	_	_	_	_	_	_	_
	- Sometimes .....	2		_	_	_	_	_	_	_
	- Never .....	3		_	_	_	_	_	_	_
<b>34</b>	<b>HOW OFTEN DID YOU WORK AT HOME DURING THE LAST FOUR WEEKS?</b>									
	- Usual.....	1	↓	_	_	_	_	_	_	_
	- Sometimes .....	2		_	_	_	_	_	_	_
	- Never .....	3		_	_	_	_	_	_	_

Redni br.	Pitanja – odgovori:	Šifre	Slijed pitanja	Redni broj člana domaćinstva				
				_ _	_ _	_ _	_ _	_ _
<b>25.a</b>	<b>BROJ SATI PLAĆENOG PREKOVREMENOG RADA</b>							
	Sati.....	01-99	→ 26	_ _	_ _	_ _	_ _	_ _
<b>25.b</b>	<b>BROJ SATI NEPLAĆENOG PREKOVREMENOG RADA</b>							
	Sati.....	01-99	↓	_ _	_ _	_ _	_ _	_ _
<b>26</b>	<b>ŽELITE LI RADITI VIŠE OD UOBIČAJENOG BROJA SATI KOJI RADITE?</b>							
	Da.....	1	→ 27	_	_	_	_	_
	Ne.....	2	→ 29	_	_	_	_	_
<b>27</b>	<b>NA KOJI NAČIN ŽELITE DA RADITE VIŠE OD BROJA SATI KOJI RADITE?</b>							
	- Dodatni posao.....	1	↓	_	_	_	_	_
	- Drugi posao sa više sati.....	2		_	_	_	_	_
	- Samo u okviru sadašnjeg posla ..	3		_	_	_	_	_
	- Na bilo koji navedeni način .....	4		_	_	_	_	_
<b>28</b>	<b>KOLIKO SATI UKUPNO ŽELITE DA RADITE?</b>							
	- Sati.....	01-99	↓	_ _	_ _	_ _	_ _	_ _
Referentni period za <b>pitanja 29 - 34</b> je posljednji mjesec rada (posljednje četiri sedmice).								
<b>29</b>	<b>JESTE LI U PROTEKLE ČETIRI SEDMICE RADILI U SMJENAMA?</b>							
	- Da.....	1	↓	_	_	_	_	_
	- Ne.....	2		_	_	_	_	_
<b>30</b>	<b>KOLIKO ČESTO STE U PROTEKLE ČETIRI SEDMICE RADILI POSLIJE PODNE?</b>							
	- Uobičajeno.....	1	↓	_	_	_	_	_
	- Ponekad .....	2		_	_	_	_	_
	- Nikad .....	3		_	_	_	_	_
<b>31</b>	<b>KOLIKO ČESTO STE U PROTEKLE ČETIRI SEDMICE RADILI NOĆU?</b>							
	- Uobičajeno.....	1	↓	_	_	_	_	_
	- Ponekad .....	2		_	_	_	_	_
	- Nikad .....	3		_	_	_	_	_
<b>32</b>	<b>KOLIKO ČESTO STE U PROTEKLE ČETIRI SEDMICE RADILI SUBOTOM?</b>							
	- Uobičajeno.....	1	↓	_	_	_	_	_
	- Ponekad .....	2		_	_	_	_	_
	- Nikad .....	3		_	_	_	_	_
<b>33</b>	<b>KOLIKO ČESTO STE U PROTEKLE ČETIRI SEDMICE RADILI NEDJELJOM?</b>							
	- Uobičajeno.....	1	↓	_	_	_	_	_
	- Ponekad .....	2		_	_	_	_	_
	- Nikad .....	3		_	_	_	_	_
<b>34</b>	<b>KOLIKO ČESTO STE U PROTEKLE ČETIRI SEDMICE RADILI KOD KUĆE?</b>							
	- Uobičajeno.....	1	↓	_	_	_	_	_
	- Ponekad .....	2		_	_	_	_	_
	- Nikad .....	3		_	_	_	_	_

Sequence no.	Questions – Answers:	Codes	Questions	Sequence number of household member					
				_ _	_ _	_ _	_ _	_ _	
<b>C. SECOND - ADDITIONAL JOB</b>									
35	<b>DID YOU HAVE DURING THE REFERENCE WEEK SOME OTHER JOB, IN ADDITION TO YOUR MAIN JOB, FOR WHICH YOU RECEIVED SALARY OR BENEFIT</b> (either in money or in kind)?								
	Yes.....	1	→	36	_	_	_	_	
	No .....	2	→	40	_	_	_	_	
36	<b>THE WAY YOU WORK IN THE SECOND JOB:</b>								
	- Usual work.....	1	↓	_	_	_	_	_	
	- Seasonal work .....	2		_	_	_	_	_	
	- Temporary work .....	3		_	_	_	_	_	
37	Sequence no. of hh member	<b>WHAT IS THE MAIN ACTIVITY OF THE LOCAL UNIT YOU WORK FOR?</b> (detailed description of products/services)							
	_ _								
	_ _								
	_ _								
	_ _								
	_ _								
	Coding by statistical office (NACE rev. 2)			↓	_ _	_ _	_ _	_ _	
38	<b>WHAT IS YOUR PROFESSIONAL STATUS IN THE SECOND JOB?</b>								
	- Owner/joint owner with employees - employer..	1	↓	_	_	_	_	_	
	- Farmer on its own agric. holding with employees.....	2		_	_	_	_	_	
	- Unpaid assisting family member.....	3		_	_	_	_	_	
	- Owner/joint owner without employees/self-employed.....	4		_	_	_	_	_	
	- Farmer on its own agric.holding without employees.....	5		_	_	_	_	_	
	- Working for foreign organization .....	6		_	_	_	_	_	
	- Working for employer .....	7		_	_	_	_	_	
39	<b>HOW MANY HOURS DID YOU WORK IN THE SECOND JOB DURING THE REFERENCE WEEK?</b>								
	- Hours .....	01-99	↓	_ _	_ _	_ _	_ _	_ _	
40	<b>ARE YOU SEEKING EMPLOYMENT ALTHOUGH YOU ALREADY HAVE ONE?</b>								
	Yes .....	1	→	41	_	_	_	_	
	No .....	2	→	71	_	_	_	_	
41	<b>WHAT ARE MAIN REASONS FOR SEEKING ANOTHER EMPLOYMENT?</b>								
	- Present employment is uncertain.....	1	}	51	_	_	_	_	
	- Present employment is temporary/ending soon...	2							
	- Wish to work more hours than presently worked...	3							
	- Wish to work less hours than presently worked...	4							
	- Wish to have additional employment.....	5							
	- Wish to have better job (salary, etc.).....	6							
	- Other reasons.....	7							

Redni br.	Pitanja – odgovori:	Šifre	Slijed pitanja	Redni broj člana domaćinstva						
				_ _	_ _	_ _	_ _	_ _		
<b>C. DRUGI - DODATNI POSAO</b>										
<b>35</b>	<b>JESTE LI U REFERENTNOJ SEMICI, PORED GLAVNOG POSLA, IMALI I NEKI DRUGI POSAO ZA KOJI STE DOBILI PLAĆU ILI NAKNADU</b> (bilo u novcu ili u naturi)?									
	Da .....	1	→	36	_	_	_	_		
	Ne .....	2	→	40	_	_	_	_		
<b>36</b>	<b>DA LI TAJ POSAO OBAVLJATE?</b>									
	- Uobičajeno .....	1	↓		_	_	_	_		
	- Sezonski .....	2			_	_	_	_		
	- Povremeno .....	3			_	_	_	_		
<b>37</b>	Redni br. člana	<b>KOJA JE PRETEŽNA DJELATNOST ORGANIZACIONE JEDINICE U KOJOJ OBAVLJATE DRUGI POSAO?</b> (navesti precizan opis proizvoda/usluge)								
	_ _									
	_ _									
	_ _									
	_ _									
	_ _									
	Šifriranje vrši statistika (KDBiH 2010)			↓	_ _	_ _	_ _	_ _	_ _	
<b>38</b>	<b>KOJI JE VAŠ POLOŽAJ U ZAPOSLENOSTI NA DRUGOM POSLU?</b>									
	- Vlasnik/suvlasnik sa zaposlenim - poslodavac.....	1	↓		_	_	_	_		
	- Poljoprivrednik na vlast. imanju sa zaposlenim.....	2			_	_	_	_		
	- Neplaćeni pomažući član domaćinstva.....	3			_	_	_	_		
	- Vlasnik/suvlasnik bez zaposlenih - samozaposlenik.....	4			_	_	_	_		
	- Poljoprivrednik na vlast. imanju bez zaposlenih.....	5			_	_	_	_		
	- Radite za stranu organizaciju ..... } zaposlenik	6			_	_	_	_		
	- Radite kod poslodavca ..... }	7			_	_	_	_		
<b>39</b>	<b>KOLIKO STE U TOKU REFERENTNE SEMICE RADILI NA DRUGOM POSLU?</b>									
	- Sati .....	01-99	↓		_ _	_ _	_ _	_ _		
<b>40</b>	<b>TRAŽITE LI POSAO IAKO STE ZAPOSLENI?</b>									
	Da .....	1	→	41	_	_	_	_		
	Ne .....	2	→	71	_	_	_	_		
<b>41</b>	<b>KOJI SU RAZLOZI TRAŽENJA POSLA?</b>									
	- Sadašnji posao je nesiguran.....	1	} 51		_	_	_	_		
	- Sadašnji posao je privremen/uskoro se završava.....	2			_	_	_	_		
	- Želite posao na kojem biste radili više sati nego sada.....	3			_	_	_	_		
	- Želite posao na kojem biste radili manje sati nego sada..	4			_	_	_	_		
	- Želite dodatni posao pored postojećeg.....	5			_	_	_	_		
	- Želite posao sa boljim uslovima (plaća, i sl.).....	6			_	_	_	_		
	- Drugi razlozi.....	7			_	_	_	_		

Sequence no.	Questions - Answers:	Codes	Questions	Sequence number of household member				
				1	2	3	4	5
<b>D. PREVIOUS WORK EXPERIENCE</b>								
<b>42</b>	<b>HAVE YOU EVER WORKED FOR SALARY OR BENEFIT</b> (in money or in kind)?							
	Yes .....	1	→ 43					
	No .....	2	→ 48					
<b>43</b>	<b>WHEN DID YOU LEAVE THE LAST PAID JOB?</b>							
	Month.....		↓					
	Year.....							
<b>44</b>	<b>WHAT WAS THE MAIN REASON FOR LEAVING THE LAST JOB?</b>							
	- Dismissed/due to different reasons .....	01	↓					
	- A job of limited duration/seasonal or temporary duration .....	02						
	- Company ceased operations .....	03						
	- Taking care of children or incapacitated persons	04						
	- Other personal or family responsibilities.....	05						
	- Education or training .....	06						
	- Own illness or disability .....	07						
	- Early retirement .....	08						
	- Regular or pension from retirement .....	09						
	- Other reasons .....	10						
<b>45</b>	<b>WHAT WAS THE MAIN ACTIVITY OF THE LOCAL UNIT YOU WORKED FOR?</b> (detailed description of products/services)							
Sequence no. of hh member								
	Coding by statistical office (NACE rev. 2)		↓					
<b>46</b>	<b>WHAT WAS YOUR PROFESSIONAL STATUS IN THE LAST JOB?</b> (detailed description of your present job)							
Sequence no. of hh member								
	Coding by statistical office (ISCO 08)		↓					
<b>47</b>	<b>WHAT WAS YOUR OCCUPATION IN THE LAST JOB?</b>							
	- Owner/joint owner with employees - employer..	1	↓					
	- Farmer on its own agri.holding with employees...	2						
	- Unpaid assisting family member.....	3						
	- Owner/joint owner without employees - self-employed..	4						
	- Farmer on its own agric.holding without employees.....	5						
	- Worked for foreign company .....	6						
	- Worked for the employer .....	7						

Redni br.	Pitanja – odgovori:	Šifre	Slijed pitanja	Redni broj člana domaćinstva				
				_ _	_ _	_ _	_ _	_ _
<b>D. PRETHODNO RADNO ISKUSTVO</b>								
<b>42</b>	<b>JESTE LI IKADA RADILI ZA PLAĆU ILI NAKNADU</b> (bilo u novcu ili u naturi)?							
	Da .....	1	→ 43	_	_	_	_	_
	Ne .....	2	→ 48	_	_	_	_	_
<b>43</b>	<b>KADA STE PRESTALI OBAVLJATI POSLJEDNJI PLAĆENI POSAO?</b>							
	Mjesec.....		↓	_ _	_ _	_ _	_ _	_ _
	Godina.....		↓	_ _	_ _	_ _	_ _	_ _
<b>44</b>	<b>KOJI JE NAJVAŽNIJI RAZLOG ZA NAPUŠTANJE POSLJEDNJEG POSLA?</b>							
	- Opušten/a iz raznih razloga .....	01	↓					
	- Zaposlenje je bilo sezonskog ili privremenog trajanja .....	02						
	- Preduzeće prestalo sa radom .....	03						
	- Briga o djeci ili osobama sa poseb. potrebama .....	04						
	- Lični ili porodični razlozi .....	05						
	- Obrazovanje ili usavršavanje .....	06						
	- Vlastita bolest ili nesposobnost .....	07						
	- Prijevremena penzija .....	08						
	- Redovna ili starosna penzija .....	09						
	- Drugi razlozi .....	10						
<b>45</b>	<b>KOJA JE BILA PRETEŽNA DJELATNOST ORGANIZACIONE JEDINICE U KOJOJ STE OBAVLJALI RADNU AKTIVNOST?</b> (navesti precizan opis proizvoda/usluga)	Redni br. člana						
	_ _							
	_ _							
	_ _							
	_ _							
	_ _							
	Šifriranje vrši statistika (KDBiH 2010)		↓	_ _	_ _	_ _	_ _	_ _
<b>46</b>	<b>KOJE JE BILO VAŠE ZANIMANJE NA POSLJEDNJEM POSLU?</b> (opisati posao koji obavljate)	Redni br. člana						
	_ _							
	_ _							
	_ _							
	_ _							
	_ _							
	Šifriranje vrši statistika (KZBiH)		↓	_ _	_ _	_ _	_ _	_ _
<b>47</b>	<b>KOJI JE VAŠ POLOŽAJ U ZAPOSLENOSTI NA POSLJEDNJEM POSLU?</b>							
	- Vlasnik/suvlasnik sa zaposlenim - poslodavac.....	1	↓					
	- Poljoprivrednik na vlast. imanju sa zaposlenim.....	2						
	- Neplaćeni pomažući član domaćinstva.....	3						
	- Vlasnik/suvlasnik bez zaposlenih - samozaposlenik.....	4						
	- Poljoprivrednik na vlast. imanju bez zaposlenih.....	5						
	- Radili za stranu organizaciju ..... } zaposlenik	6						
	- Radili kod poslodavca ..... } zaposlenik	7						



Sequence no.	Questions – Answers:	Codes	Questions	Sequence number of household member				
				□□□	□□□	□□□	□□□	□□□
<b>E. SEARCH FOR EMPLOYMENT</b>								
<b>48</b>	<b>DID YOU SEARCH EMPLOYMENT DURING THE LAST FOR WEEKS?</b>							
	Yes.....	1 →	51	□	□	□	□	□
	No.....	2 →	49	□	□	□	□	□
<b>49</b>	<b>WHAT IS THE MAIN REASON FOR NOT SEARCHING EMPLOYMENT IN THE LAST FOUR WEEKS?</b>							
	- Have found a job which will start in no more than 3 months ...	01	} 68					
	- Have found a job which will start in more than 3 months.....	02						
	- looking after children or incapacitated adults, elderly persons, etc.. .....	03 →	49a					
	- awaiting recall to work	04	} 50	□	□	□	□	□
	- believe that no work is available.....	05						
	- other personal or family reasons .....	06						
	- education or training .....	07						
	- retirement .....	08						
	- own illness or disability .....	09						
	- Other reasons .....	10						
<b>49.a</b>	<b>THE REASON YOU LOOK AFTER CHILDREN OR INCAPACITATED ADULTS</b>							
	- The institutions of care for children are not available or affordable	1	↓					
	- The institutions of care for ill, disabled or elderly are not available or affordable	2						
	- The institutions of care for children or ill, disabled or elderly are not available or affordable	3						
	- The institutions of care do not affect the decision on working hours	4						
<b>50</b>	<b>WISH TO WORK ALTHOUGH NOT SEEKING EMPLOYMENT?</b>							
	- Wish to work .....	1 →	69	□	□	□	□	□
	- Do not wish to work .....	2 →	71	□	□	□	□	□
<b>51</b>	<b>WHICH TYPE OF JOB YOU HAVE BEEN SEEKING FOR?</b>							
	- Self-employed .....	1	↓					
	- Employed only in full-time job.....	2						
	- Employed only in part-time job.....	3						
	- Employed in full-time job, but accepting part-time job .....	4						
	- Employed in part-time job, but accepting full-time job	5						
	- Any other job .....	6						
<b>52</b>	<b>HAVE YOU REJECTED ANY JOB OFFERED DURING THE LAST FOUR WEEKS?</b>							
	Yes.....	1 →	53	□	□	□	□	□
	No.....	2 →	54	□	□	□	□	□
<b>53</b>	<b>WHAT WAS A REASON FOR REJECTING A JOB OFFERED?</b>							
	- Place of work.....	1	↓					
	- Unacceptable working hours.....	2						
	- No career advancement.....	3						
	- Job offered did not correspond with qualification.....	4						
	- Unacceptable salary.....	5						
	- Other reasons.....	6						
<b>54</b>	<b>HOW LONG HAVE YOU BEEN SEARCHING EMPLOYMENT? (Please specify a number of months)</b>							
	- Months .....	↓		□	□	□	□	□

Redni br.	Pitanja – odgovori:	Šifre	Slijed pitanja	Redni broj člana domaćinstva				
<b>E. TRAŽENJE POSLA</b>								
<b>48</b>	<b>JESTE LI TRAŽILI POSAO TOKOM ZADNJE ČETIRI SEDMICE?</b>							
	Da.....	1 →	51					
	Ne.....	2 →	49					
<b>49</b>	<b>KOJI JE GLAVNI RAZLOG ZAŠTO NISTE TRAŽILI POSAO U POSLJEDNJE ČETIRI SEDMICE?</b>							
	- Našli ste posao na kojem ćete početi raditi u roku ne dužem od 3 mjeseca .....	01	} 68					
	- Našli ste posao na kojem ćete početi raditi za više od 3 mjeseca .....	02						
	- Briga o djeci, osobama sa posebnim potrebama, starima i slično.....	03 →	49a					
	- Očekujete da se vratite na stari posao	04	} 50					
	- Uvjereni ste da ne možete naći posao .....	05						
	- Lični ili porodični razlozi .....	06						
	- Školovanje ili usavršavanje .....	07						
	- Penzionisanje .....	08						
	- Bolest ili onesposobljenost za rad .....	09						
	- Ostali razlozi .....	10						
<b>49.a</b>	<b>ZAŠTO MORATE DA SE STARATE O DJECI ILI ODRASLIMA SA POSEBNIM POTREBAMA?</b>							
	- Odgovarajuće ustanove koje se staraju o djeci nisu dostupne ili pristupačne .....	1	↓					
	- Odgovarajuće ustanove koje se staraju o bolesnim, invalidnim, starijim osobama nisu dostupne ili pristupačne .....	2						
	- Odgovarajuće ustanove koje se staraju o djeci ili bolesnim, invalidnim, starijim osobama nisu dostupne ili pristupačne .....	3						
	- Ustanove za staranje (skrb) ne utiču na odluku o radnom vremenu	4						
<b>50</b>	<b>ŽELITE LI RADITI IAKO NE TRAŽITE POSAO?</b>							
	- Želite raditi .....	1 →	69					
	- Ne želite raditi .....	2 →	71					
<b>51</b>	<b>KOJU STE VRSTU POSLA TRAŽILI?</b>							
	- Samozaposlenik .....	1	↓					
	- Zaposlenik samo u punom radnom vremenu.....	2						
	- Zaposlenik samo u nepunom radnom vremenu.....	3						
	- Zaposlenik u punom r.v., ali prihvatate i nepuno radno vrijeme .....	4						
	- Zaposlenik u nepunom r.v. ali prihvatate i puno radno vrijeme .....	5						
	- Bilo koju vrstu posla .....	6						
<b>52</b>	<b>JESTE LI ODBILI BILO KAKAV PONUĐENI POSAO U POSLJEDNJE ČETIRI SEDMICE?</b>							
	Da.....	1 →	53					
	Ne.....	2 →	54					
<b>53</b>	<b>KOJI JE RAZLOG ODBIJANJA PONUĐENOG POSLA?</b>							
	- Mjesto rada.....	1	↓					
	- Neodgovarajući sati rada.....	2						
	- Nemogućnost napredovanja u karijeri.....	3						
	- Ponuđeni posao nije odgovarao kvalifikaciji.....	4						
	- Neodgovarajuća zarada.....	5						
	- Drugi razlozi.....	6						
<b>54</b>	<b>KOLIKO DUGO TRAŽITE POSAO? (upisati broj mjeseci)</b>							
	- Mjeseci .....		↓					

Sequence no.	Questions - Answers:	Codes	Questions	Sequence number of household member				
				<input type="text"/>	<input type="text"/>	<input type="text"/>	<input type="text"/>	<input type="text"/>

**F. METHODS USED DURING THE LAST FOUR WEEKS TO FIND JOB**

<b>55</b>	<b>HAVE YOU CONTACTED THE PUBLIC EMPLOYMENT OFFICE TO FIND JOB?</b>	Yes.....	1	↓	<input type="text"/>	<input type="text"/>	<input type="text"/>	<input type="text"/>	<input type="text"/>
		No.....	2		<input type="text"/>	<input type="text"/>	<input type="text"/>	<input type="text"/>	<input type="text"/>
<b>56</b>	<b>HAVE YOU CONTACTED THE PRIVATE EMPLOYMENT AGENCY TO FIND JOB?</b>	Yes.....	1	↓	<input type="text"/>	<input type="text"/>	<input type="text"/>	<input type="text"/>	<input type="text"/>
		No.....	2		<input type="text"/>	<input type="text"/>	<input type="text"/>	<input type="text"/>	<input type="text"/>
<b>57</b>	<b>HAVE YOU CONTACTED THE EMPLOYERS DIRECTLY?</b>	Yes.....	1	↓	<input type="text"/>	<input type="text"/>	<input type="text"/>	<input type="text"/>	<input type="text"/>
		No.....	2		<input type="text"/>	<input type="text"/>	<input type="text"/>	<input type="text"/>	<input type="text"/>
<b>58</b>	<b>HAVE YOU ASKED FRIENDS, RELATIVES ABOUT THE JOB?</b>	Yes.....	1	↓	<input type="text"/>	<input type="text"/>	<input type="text"/>	<input type="text"/>	<input type="text"/>
		No.....	2		<input type="text"/>	<input type="text"/>	<input type="text"/>	<input type="text"/>	<input type="text"/>
<b>59</b>	<b>HAVE YOU STUDIED ADVERTISEMENTS IN NEWSPAPERS OR JOURNALS, INTERNET ETC.?</b>	Yes.....	1	↓	<input type="text"/>	<input type="text"/>	<input type="text"/>	<input type="text"/>	<input type="text"/>
		No.....	2		<input type="text"/>	<input type="text"/>	<input type="text"/>	<input type="text"/>	<input type="text"/>
<b>60</b>	<b>HAVE YOU INSERTED, ANSWERED ADVERTISEMENTS IN NEWSPAPERS OR JOURNALS, INTERNET ETC.?</b>	Yes.....	1	↓	<input type="text"/>	<input type="text"/>	<input type="text"/>	<input type="text"/>	<input type="text"/>
		No.....	2		<input type="text"/>	<input type="text"/>	<input type="text"/>	<input type="text"/>	<input type="text"/>
<b>61</b>	<b>HAVE YOU TAKEN A TEST, INTERVIEW OR EXAMINATION TO GET JOB?</b>	Yes.....	1	↓	<input type="text"/>	<input type="text"/>	<input type="text"/>	<input type="text"/>	<input type="text"/>
		No.....	2		<input type="text"/>	<input type="text"/>	<input type="text"/>	<input type="text"/>	<input type="text"/>
<b>62</b>	<b>HAVE YOU LOOKED FOR LAND, PREMISES, EQUIPMENT ETC. TO START OWN BUSINESS?</b>	Yes.....	1	↓	<input type="text"/>	<input type="text"/>	<input type="text"/>	<input type="text"/>	<input type="text"/>
		No.....	2		<input type="text"/>	<input type="text"/>	<input type="text"/>	<input type="text"/>	<input type="text"/>
<b>63</b>	<b>HAVE YOU ASKED FOR LICENCE, FINANCIAL RESOURCES ETC. TO START OWN BUSINESS?</b>	Yes.....	1	↓	<input type="text"/>	<input type="text"/>	<input type="text"/>	<input type="text"/>	<input type="text"/>
		No.....	2		<input type="text"/>	<input type="text"/>	<input type="text"/>	<input type="text"/>	<input type="text"/>
<b>64</b>	<b>ARE YOU WAITING FOR THE RESULTS OF AN APPLICATION FOR JOB?</b>	Da.....	1	↓	<input type="text"/>	<input type="text"/>	<input type="text"/>	<input type="text"/>	<input type="text"/>
		Ne.....	2		<input type="text"/>	<input type="text"/>	<input type="text"/>	<input type="text"/>	<input type="text"/>
<b>65</b>	<b>ARE YOU WAITING FOR THE RESULTS OF A COMPETITION FOR RECRUITMENT - PUBLIC SECTOR?</b>	Yes.....	1	↓	<input type="text"/>	<input type="text"/>	<input type="text"/>	<input type="text"/>	<input type="text"/>
		No.....	2		<input type="text"/>	<input type="text"/>	<input type="text"/>	<input type="text"/>	<input type="text"/>
<b>66</b>	<b>ARE YOU WAITING FOR THE CALL FROM THE PUBLIC EMPLOYMENT OFFICE?</b>	Yes.....	1	↓	<input type="text"/>	<input type="text"/>	<input type="text"/>	<input type="text"/>	<input type="text"/>
		No.....	2		<input type="text"/>	<input type="text"/>	<input type="text"/>	<input type="text"/>	<input type="text"/>
<b>67</b>	<b>HAVE YOU USED ANY OTHER METHOD TO FIND JOB?</b>	Yes.....	1	↓	<input type="text"/>	<input type="text"/>	<input type="text"/>	<input type="text"/>	<input type="text"/>
		No.....	2		<input type="text"/>	<input type="text"/>	<input type="text"/>	<input type="text"/>	<input type="text"/>

Redni br.	Pitanja – odgovori:	Šifre	Slijed pitanja	Redni broj člana domaćinstva				
				□□□	□□□	□□□	□□□	□□□
<b>F. METODE TRAŽENJA POSLA U PRETHODNE ČETIRI SEDMICE</b>								
<b>55</b>	<b>JESTE LI KONTAKTIRALI SA ZAVODOM ZA ZAPOŠLJAVANJE?</b>							
Da.....	1	↓	□□	□□	□□	□□	□□	□□
Ne.....	2		□□	□□	□□	□□	□□	□□
<b>56</b>	<b>JESTE LI KONTAKTIRALI S PRIVATNOM AGENCIJOM ZA ZAPOŠLJAVANJE?</b>							
Da.....	1	↓	□□	□□	□□	□□	□□	□□
Ne.....	2		□□	□□	□□	□□	□□	□□
<b>57</b>	<b>JESTE LI KONTAKTIRALI DIREKTNO S POSLODAVCEM?</b>							
Da.....	1	↓	□□	□□	□□	□□	□□	□□
Ne.....	2		□□	□□	□□	□□	□□	□□
<b>58</b>	<b>JESTE LI SE RASPITIVALI ZA POSAO KOD PRIJATELJA, ROĐAKA, ITD...?</b>							
Da.....	1	↓	□□	□□	□□	□□	□□	□□
Ne.....	2		□□	□□	□□	□□	□□	□□
<b>59</b>	<b>JESTE LI ČITALI, PREGLEDALI NOVINSKE OGLASE, INTERNET I SL.?</b>							
Da.....	1	↓	□□	□□	□□	□□	□□	□□
Ne.....	2		□□	□□	□□	□□	□□	□□
<b>60</b>	<b>JESTE LI SE JAVLJALI ILI DAVALI NOVINSKE OGLASE, INTERNET I SL.?</b>							
Da.....	1	↓	□□	□□	□□	□□	□□	□□
Ne.....	2		□□	□□	□□	□□	□□	□□
<b>61</b>	<b>JESTE LI POLAGALI ISPIT ILI TEST ZA PRIJEM NA POSAO?</b>							
Da.....	1	↓	□□	□□	□□	□□	□□	□□
Ne.....	2		□□	□□	□□	□□	□□	□□
<b>62</b>	<b>JESTE LI TRAŽILI ZEMLJIŠTE, OPREMU, PROSTORIJE ZA ZAPOČINJANJE VLASTITOG POSLA?</b>							
Da.....	1	↓	□□	□□	□□	□□	□□	□□
Ne.....	2		□□	□□	□□	□□	□□	□□
<b>63</b>	<b>JESTE LI TRAŽILI DOZVOLU, FINANSIJSKA SREDSTVA I SL. ZA ZAPOČINJANJE VLASTITOG POSLA?</b>							
Da.....	1	↓	□□	□□	□□	□□	□□	□□
Ne.....	2		□□	□□	□□	□□	□□	□□
<b>64</b>	<b>ČEKATE LI REZULTATE KONKURSA - OGLASA?</b>							
Da.....	1	↓	□□	□□	□□	□□	□□	□□
Ne.....	2		□□	□□	□□	□□	□□	□□
<b>65</b>	<b>ČEKATE LI REZULTATE KONKURSA - OGLASA JAVNOG SEKTORA?</b>							
Da.....	1	↓	□□	□□	□□	□□	□□	□□
Ne.....	2		□□	□□	□□	□□	□□	□□
<b>66</b>	<b>ČEKATE LI POZIV ZAVODA ZA ZAPOŠLJAVANJE?</b>							
Da.....	1	↓	□□	□□	□□	□□	□□	□□
Ne.....	2		□□	□□	□□	□□	□□	□□
<b>67</b>	<b>JESTE LI SE KORISTILI NEKIM DRUGIM METODAMA U TRAŽENJU POSLA?</b>							
Da.....	1	↓	□□	□□	□□	□□	□□	□□
Ne.....	2		□□	□□	□□	□□	□□	□□

Sequence no.	Questions – Answers:	Codes	Questions	Sequence number of household member				
				_ _	_ _	_ _	_ _	_ _
<b>68</b>	<b>WHAT WAS YOUR STATUS BEFORE STARTING TO SEARCH FOR JOB?</b>							
	- Was working .....	1	↓	_	_	_	_	_
	- Was pupil, student, trainee.....	2		_	_	_	_	_
	- Was doing home activities/housewife .....	3		_	_	_	_	_
	- Other (e.g. pensioner) .....	4		_	_	_	_	_
<b>69</b>	<b>IF A JOB IS OFFERED NOW, WILL YOU BE ABLE TO START WORKING <u>WITHIN TWO WEEKS</u> ?</b>							
	Yes .....	1	→ 71	_	_	_	_	_
	No .....	2	→ 70	_	_	_	_	_
<b>70</b>	<b>WHY ARE YOU UNABLE TO START WORKING?</b>							
	- Personal or family reasons.....	1	↓	_	_	_	_	_
	- Health reasons .....	2		_	_	_	_	_
	- Education or training .....	3		_	_	_	_	_
	- Responsibilities at present work	4		_	_	_	_	_
	- Other reasons.....	5		_	_	_	_	_
<b>71</b>	<b>HAVE YOU BEEN REGISTERED WITH THE PUBLIC EMPLOYMENT OFFICE?</b>							
	Yes .....	1	→ 72	_	_	_	_	_
	No .....	2	→ 74	_	_	_	_	_
<b>72</b>	<b>DO YOU RECEIVE BENEFITS FROM THE PUBLIC EMPLOYMENT OFFICE?</b>							
	Yes .....	1	↓	_	_	_	_	_
	No .....	2		_	_	_	_	_
<b>73</b>	<b>DO YOU HAVE YOUR HEALTH INSURANCE COVERED BY THE PUBLIC EMPLOYMENT OFFICE?</b>							
	Yes .....	1	↓	_	_	_	_	_
	No .....	2		_	_	_	_	_
<b>74</b>	<b>WHICH OF THE MENTIONED STATUS DESCRIBES THE BEST YOUR CURRENT POSITION?</b>							
	- Employed.....	1	↓	_	_	_	_	_
	- Unemployed.....	2		_	_	_	_	_
	- Pupil, student, trainee .....	3		_	_	_	_	_
	- Fulfilling domestic tasks (housewife).....	4		_	_	_	_	_
	- Pensioner .....	5		_	_	_	_	_
	- Disable to work	6		_	_	_	_	_
	- Other inactive person.....	7		_	_	_	_	_

Redni br.	Pitanja – odgovori:	Šifre	Slijed pitanja	Redni broj člana domaćinstva					
				_ _	_ _	_ _	_ _	_ _	
<b>68</b>	<b>KOJI JE VAŠ STATUS BIO NEPOSREDNO PRIJE POČETKA TRENUTNOG TRAŽENJA POSLA?</b>								
	- Radio/la sam .....	1	↓						
	- Bio/la sam učenik/ica, student/ica, volonter/ka .....	2		_	_	_	_	_	_
	- Imao/la sam kućne obaveze/domaćica .....	3							
	- Drugo (npr. penzionisan/a itd.) .....	4							
<b>69</b>	<b>AKO BI VAM POSAO BIO PONUĐEN SADA, BISTE LI MOGLI POČETI DA RADITE U NAREDNE DVIJE SEDMICE ?</b>								
	Da .....	1	→ 71	_	_	_	_	_	_
	Ne .....	2	→ 70						
<b>70</b>	<b>ZAŠTO NE BISTE MOGLI POČETI DA RADITE?</b>								
	- Lični ili porodični razlozi .....	1	↓						
	- Zdravstveni razlozi.....	2		_	_	_	_	_	_
	- Školovanje ili obuka.....	3							
	- Zbog obaveza na sadašnjem poslu.....	4							
	- Drugi razlozi.....	5							
<b>71</b>	<b>JESTE LI PRIJAVLJENI ZAVODU ZA ZAPOSŁJAVANJE?</b>								
	Da .....	1	→ 72	_	_	_	_	_	_
	Ne.....	2	→ 74						
<b>72</b>	<b>OSTVARUJETE LI U ZAVODU PRAVO NA NOVČANU NAKNADU ILI DRUGI VID POMOĆI?</b>								
	Da .....	1	↓	_	_	_	_	_	_
	Ne.....	2							
<b>73</b>	<b>OSTVARUJETE LI U ZAVODU PRAVO NA ZDRAVSTVENO OSIGURANJE?</b>								
	Da .....	1	↓	_	_	_	_	_	_
	Ne.....	2							
<b>74</b>	<b>KOJI OD NAVEDENIH STATUSA NAJBOLJE OPISUJE VAŠ TRENUTNI POLOŽAJ PREMA AKTIVNOSTI?</b>								
	- Zaposlen/a .....	1	↓						
	- Nezaposlen/a .....	2		_	_	_	_	_	_
	- Učenik/ica, student/ica, volonter/ka .....	3							
	- Svakodnevní poslovi u kući (domaćica).....	4							
	- Penzioner/ka .....	5							
	- Nesposoban/na za rad .....	6							
	- Ostale neaktivne osobe.....	7							

Sequence no.	Questions – Answers:	Codes	Questions	Sequence number of household member				
				_ _ _	_ _ _	_ _ _	_ _ _	_ _ _
<b>G. EDUCATION</b>								
<b>Questions from 75 to 81 refer to the last four weeks period</b>								
<b>75</b>	<b>DID YOU ATTEND ANY SCHOOL OR TRAINING DURING THE LAST FOUR WEEKS?</b>							
	Yes.....	1	} 76	_ _	_ _	_ _	_ _	_ _
	Schoolbreak.....	2						
	No.....	3	→ 78					
<b>76</b>	<b>WHICH TYPE OF SCHOOL DID YOU ATTEND?</b>							
	- Elementary school 1 - 4/5 grades.....	1	} 78	_ _	_ _	_ _	_ _	_ _
	- Elementary school 5/6 - 7/8 grades.....	2						
	- Secondary school :							
	One year.....	3	} 77	_ _	_ _	_ _	_ _	_ _
	Two year.....	4						
	Three year.....	5						
	Four/five year.....	6						
	- Specialization after secondary schoo.....	7						
	- High school .....	8						
	- University education - Bachelor.....	9						
	- University education (old programe 4-4.5 year).....	10						
	- University education (old programe 5-6 year).....	11						
	- Postgraduate studies (M.A., master).....	12						
	- Doctorate.....	13						
<b>77</b>	<b>WHAT WAS YOUR FIELD OF EDUCATION?</b>							
	- General programme.....	01	↓	_ _	_ _	_ _	_ _	_ _
	- Teacher training and education science.....	02						
	- Art and humanitarian science.....	03						
	- Social sciences, business and law.....	04						
	- Foreign languages.....	05						
	- Biology and environmental science.....	06						
	- Physical science (including physics, chemistry and earth science).....	07						
	- Mathematics and statistics.....	08						
	- Computer science.....	09						
	- Computer use	10						
	- Engineering, manufacturing and construction	11						
	- Agriculture and veterinary.....	12						
	- Health and welfare.....	13						
	- Services (personal, transport etc.).....	14						
	- Unknown.....	15						
<b>78</b>	<b>HAVE YOU ATTENDED ANY COURSE OR TRAINING DURING THE LAST FOUR WEEKS?</b>							
	Yes.....	1	→ 79	_ _	_ _	_ _	_ _	_ _
	No.....	2	→ 82					
<b>79</b>	<b>WHAT WAS A PURPOSE OF ATTENDING THE MENTIONED COURSES OR TRAINING?</b>							
	- Mainly job requirement - .....	1	↓	_ _	_ _	_ _	_ _	_ _
	- Mainly personal reasons .....	2						
<b>80</b>	<b>WHAT IS A NUMBER OF HOURS SPENT ON LEARNING/TRAINING ACTIVITIES?</b>							
	- Hours .....		↓	_ _ _	_ _ _	_ _ _	_ _ _	_ _ _
<b>80.a</b>	<b>FIELD OF EDUCATION YOU TOOK A COURSE OR TRAINING IN ?</b>							
	- General programme.....	01	↓	_ _	_ _	_ _	_ _	_ _
	- Teacher training and education science.....	02						
	- Art and humanitarian science.....	03						
	- Social sciences, business and law.....	04						
	- Foreign languages.....	05						
	- Biology and environmental science.....	06						
	- Physical science (including physics, chemistry and earth science).....	07						
	- Mathematics and statistics.....	08						
	- Computer science.....	09						
	- Computer use	10						
	- Engineering, manufacturing and construction	11						
	- Agriculture and veterinary.....	12						
	- Health and welfare.....	13						
	- Services (personal, transport etc.).....	14						
	- Unknown.....	15						
<b>81</b>	<b>DID THESE LEARNING/TRAINING ACTIVITIES TAKE PLACE DURING PAID WORKING HOURS?</b>							
	- Only during paid working hours.....	1	↓	_ _	_ _	_ _	_ _	_ _
	- Mainly during paid working hours.....	2						
	- Mainly after paid working hours.....	3						
	- Only after paid working hours.....	4						
	- Was not employed .....	5						

Redni br.	Pitanja – odgovori:	Šifre	Slijed pitanja	Redni broj člana domaćinstva				
				_____	_____	_____	_____	_____
<b>G. OBRAZOVANJE</b>								
<b>Pitanja od 75-81 odnose se na period od protekle četiri sedmice</b>								
<b>75</b>	<b>JESTE LI U TOKU ČETIRI PRETHODNE SEDMICE POHAĐALI REDOVNU ŠKOLU?</b>							
	Da .....	1	} 76 → 78	_____	_____	_____	_____	
	Bio/la na raspustu .....	2						
	Ne .....	3						
<b>76</b>	<b>KOJU STE ŠKOLU POHAĐALI ?</b>							
	- Osnovna škola 1 - 4/5 razreda.....	1	} 78					
	- Osnovna škola 5/6 - 8/9 razreda.....	2						
	- Srednja škola :							
	Jednogodišnja.....	3						
	Dvogodišnja.....	4						
	Trogodišnja.....	5						
	Četverogodišnja/petogodišnja.....	6	} 77	_____	_____	_____	_____	
	- Specijalizacija nakon srednje škole.....	7						
	- Viša škola .....	8						
	- Visoka škola - Bečelor.....	9						
	- Visoka škola (stari program 4 - 4.5 god).....	10						
	- Visoka škola (stari program 5 - 6 god).....	11						
	- Postdiplomski (magistar, master).....	12						
	- Doktorat .....	13						
<b>77</b>	<b>OBLAST OBRAZOVANJA U KOJOJ STE POHAĐALI ŠKOLU?</b>							
	- Opći program obrazovanja .....	01		↓				
	- Pedagoške nauke .....	02						
	- Umjetničke, humanističke nauke i književnost .....	03						
	- Društvene nauke, ekonomija i pravo .....	04						
	- Strani jezici .....	05						
	- Biološke nauke i ekologija .....	06						
	- Prirodne nauke (uključujući fiziku, hemiju i geografiju) .....	07						
	- Matematika i statistika .....	08			_____	_____	_____	
	- Informatičke i računarske nauke .....	09						
	- Primjena računara.....	10						
	- Tehničke i građevinske nauke .....	11						
	- Poljoprivredne i veterinarske nauke .....	12						
	- Zdravstvo i socijalna zaštita .....	13						
	- Usluge (lične, prevozne i sl.) .....	14						
	- Nepoznato .....	15						
<b>78</b>	<b>JESTE LI U PRETHODNE ČETIRI SEDMICE POHAĐALI KURS ILI OBUKU BILO KOJE VRSTE?</b>							
	Da .....	1	→ 79	_____	_____	_____	_____	
	Ne .....	2	→ 82					
<b>79</b>	<b>KOJA JE SVRHA POHAĐANJA NAVEDENIH KURSEVA ILI OBUKE?</b>							
	- Pretežno zbog potreba posla.....	1	↓	_____	_____	_____	_____	
	- Pretežno iz ličnih razloga.....	2						
<b>80</b>	<b>KOLIKO STE SATI PROVELI NA KURSEVIMA I OBUKAMA?</b>							
	- Sati .....		↓	_____	_____	_____	_____	
<b>80.a</b>	<b>OBLAST OBRAZOVANJA U KOJOJ STE POHAĐALI KURS ILI OBUKU?</b>							
	- Opći program obrazovanja .....	01	↓					
	- Pedagoške nauke .....	02						
	- Umjetničke, humanističke nauke i književnost .....	03						
	- Društvene nauke, ekonomija i pravo .....	04						
	- Strani jezici .....	05						
	- Biološke nauke i ekologija .....	06						
	- Prirodne nauke (uključujući fiziku, hemiju i geografiju) .....	07						
	- Matematika i statistika .....	08			_____	_____	_____	
	- Informatičke i računarske nauke .....	09						
	- Primjena računara .....	10						
	- Tehničke i građevinske nauke .....	11						
	- Poljoprivreda i veterinarske nauke .....	12						
	- Zdravstvo i socijalna zaštita .....	13						
	- Usluge (lične, prevozne i sl.) .....	14						
	- Nepoznato .....	15						
<b>81</b>	<b>JESU LI TI KURSEVI ILI OBUKE BILI U OKVIRU PLAĆENIH SATI RADA?</b>							
	- Samo tokom plaćenih sati rada.....	1	↓					
	- Pretežno tokom plaćenih sati rada.....	2						
	- Pretežno izvan plaćenih sati rada.....	3			_____	_____	_____	
	- Samo izvan plaćenih sati rada.....	4						
	- Nisam bio/la zaposlen u to vrijeme.....	5						



Redni br.	Questions – Answers:	Codes	Questions	Sequence number of household member				
				_ _	_ _	_ _	_ _	_ _
<b>H. SITUATION ONE YEAR BEFORE SURVEY</b>								
<b>82</b>	<b>WHAT WAS YOUR ACTIVITY STATUS ONE YEAR BEFORE SURVEY?</b> (regarding to reference week)							
	- Employed .....	1	→ 83					
	- Unemployed .....	2	} 85					
	- Pupil, student, trainee .....	3						
	- Fulfilling domestic tasks ,housewife.....	4		_	_	_	_	_
	- Retired .....	5						
	- Disable to work .....	6						
	- Other inactive person.....	7						
<b>83</b>	Sequence no. of hh member	<b>WHAT WAS A MAIN ACTIVITY OF THE LOCAL UNIT YOU WORKED FOR?</b> (a precise description of the products / services)						
	_ _							
	_ _							
	_ _							
	_ _							
	_ _							
	Coding by statistical office (NACE rev. 2)	↓	_ _	_ _	_ _	_ _	_ _	_ _
<b>84</b>	<b>WHAT WAS YOUR STATUS IN THE EMPLOYMENT?</b>							
	- Owner/joint owner with employees - employer.....	1	↓					
	- Farmer on own agri.holding with employees.....	2						
	- Unpaid assisting family member.....	3						
	- Owner/joint owner without employees / self-employed...	4		_	_	_	_	_
	- Farmer on own agric.holding without employees.....	5						
	- Working for foreign company .....	6		} employee				
	- Working for employer .....	7						

Redni br.	Pitanja – odgovori:	Šifre	Slijed pitanja	Redni broj člana domaćinstva				
				_ _	_ _	_ _	_ _	_ _

### H. SITUACIJA GODINU DANA PRIJE ANKETE

<b>82</b>	<b>KAKAV JE BIO VAŠ STATUS U AKTIVNOSTI GODINU DANA PRIJE PROVOĐENJA ANKETE?</b> (u odnosu na referentnu sedmicu)							
	- Zaposlen/a.....	1	→ 83					
	- Nezaposlen/a.....	2	} 85					
	- Učenik/ica, student/ica, volonter/ka.....	3						
	- Svakodnevni poslovi u kući (domaćica) .....	4		_	_	_	_	_
	- Penzioner/ka.....	5						
	- Nesposoban/na za rad .....	6						
	- Ostalo.....	7						

<b>83</b>	Redni br. člana	<b>KOJA JE BILA PRETEŽNA DJELATNOST ORGANIZACIONE JEDINICE U KOJOJ STE OBAVLJALI RADNU AKTIVNOST?</b> (navesti precizan opis proizvoda/usluge)					
	_ _						
	_ _						
	_ _						
	_ _						
	_ _						
		Šifriranje vrši statistika (KDBiH 2010)	↓	_ _ _	_ _ _	_ _ _	_ _ _

<b>84</b>	<b>KOJI JE BIO VAŠ POLOŽAJ U ZAPOSLENOSTI?</b>						
	- Vlasnik/suvl. sa zaposl. - poslodavac.....	1	↓				
	- Poljoprivr. na vlast. imanju sa zap.....	2					
	- Neplaćeni pomažući član domaćinstva.....	3					
	- Vlasnik/suvl.bez zaposl. - samozaposlenik...	4		_	_	_	_
	- Poljoprivr. na vlast. imanju bez zap.....	5					
	- Radili za stranu organizaciju .....	6		} zaposlenik			
	- Radili kod poslodavca .....	7					

Sequence no	Questions – Answers:	Codes	Questions	Sequence number of household member					
				_ _	_ _	_ _	_ _	_ _	
<b>I. INCOME</b>									
<b>85</b>	<b>WHAT IS YOUR MAIN SOURCE OF INCOME?</b> - Salary ..... - Old-age pension/regular/early pension ..... - Family pension ..... - Disability pension ..... - Income from agriculture activities ..... - Income of property and other activities ... - Income of other household members ..... - Income of other persons not HH members ..... - Other benefits and contributions .....		1 2 3 4 5 6 7 8 9	85.a 89	_	_	_	_	_
<b>85.a</b>	<b>CAN YOU TELL US THE NET AMOUNT OF YOUR MONTHLY SALARY AT YOUR MAIN JOB?</b> (data refers to the last month) Yes ..... No .....		1 2	85.b 86	_	_	_	_	_
<b>85.b</b>	<b>WHAT IS THE TOTAL NET AMOUNT OF YOUR MONTHLY SALARY AT YOUR MAIN JOB?</b> (data refers to the last month) Amount .....	KM	87		_	_	_	_	_
<b>86</b>	<b>WHAT IS THE TOTAL MONTHLY SALARY RECEIVED FROM MAIN JOB?</b> (data refers to the last month) - Up to 200 KM..... - 201 - 300 KM..... - 301 - 400 KM..... - 401 - 500 KM..... - 501 - 700 KM..... - 701 - 900 KM..... - 901 - 1.500 KM..... - 1.501 - 2.500 KM..... - 2.501 KM and more .....		1 2 3 4 5 6 7 8 9		_	_	_	_	_
<b>87</b>	<b>WHAT ARE OTHER MONTHLY ALLOWANCES FROM YOUR MAIN JOB?</b> (meal allowances, transport etc.) - No allowances ..... - Less than 100 KM..... - 101 - 150 KM..... - 151 - 200 KM..... - 201 - 250 KM..... - 251 - 300 KM..... - 301 KM and more.....		1 2 3 4 5 6 7		_	_	_	_	_
<b>88</b>	<b>WHAT IS THE TOTAL ANNUAL AMOUNT OF ADDITIONAL BENEFITS FROM YOUR MAIN JOB?</b> (all related to regular monthly allowances) - Nothing ..... - Less than 100 KM ..... - 101 - 200 KM ..... - 201 - 300 KM ..... - 301 - 500 KM ..... - 501 - 700 KM ..... - 701 - 1000 KM ..... - 1001 KM and more .....		1 2 3 4 5 6 7 8		_	_	_	_	_
<b>- to be answered by head of household or other most familiar person -</b>									
<b>89</b>	<b>WHAT IS THE TOTAL NET ANNUAL INCOME OF YOUR HOUSEHOLD</b> (all household members)? - No income..... - Up to 1000 KM ..... - 1001 - 2000 KM ..... - 2001 - 3000 KM ..... - 3001 - 4000 KM..... - 4001 - 5000 KM..... - 5001 - 7000 KM..... - 7001 - 10000 KM ..... - 10001 - 15000 KM ..... - 15001 - 20000 KM ..... - 20001 - 30000 KM ..... - 30001 and more.....		01 02 03 04 05 06 07 08 09 10 11 12		_ _				

Redni br.	Pitanja – odgovori:	Šifre	Slijed pitanja	Redni broj člana domaćinstva				
				1	2	3	4	5
<b>I. DOHODAK</b>								
<b>85</b>	<b>IZ KOJEG IZVORA SREDSTAVA - PRIHODA SE PRETEŽNO IZDRŽAVATE?</b>							
	- Plaća .....	1	→ 85.a					
	- Starosna /redovna/prijevremena penzija .....	2						
	- Porodična penzija .....	3						
	- Invalidska penzija .....	4						
	- Prihod od poljoprivrednih djelatnosti .....	5	} 89					
	- Prihod od imovine i drugih djelatnosti .....	6						
	- Prihodi od drugih članova domaćinstva .....	7						
	- Prihodi od osoba koji nisu članovi domaćinstva .....	8						
	- Ostale pomoći i naknade .....	9						
<b>85.a</b>	<b>MOŽETE LI REĆI IZNOS NETO MJESEČNE PLAĆE NA GLAVNOM POSLU? (podaci se odnose na posljednji mjesec)</b>							
	Da.....	1	→ 85.b					
	Ne .....	2	→ 86					
<b>85.b</b>	<b>KOLIKA JE UKUPNA NETO MJESEČNA PLAĆA NA GLAVNOM POSLU? (podaci se odnose na posljednji mjesec)</b>							
	Iznos .....	KM	→ 87					
<b>86</b>	<b>MOŽETE LI BAREM DATI RASPON MJESEČNE PLAĆE NA GLAVNOM POSLU? (podaci se odnose na posljednji mjesec)</b>							
	- Do 200 KM.....	1	↓					
	- 201 - 300 KM.....	2						
	- 301 - 400 KM.....	3						
	- 401 - 500 KM.....	4						
	- 501 - 700 KM.....	5						
	- 701 - 900 KM.....	6						
	- 901 - 1.500 KM.....	7						
	- 1.501 - 2.500 KM.....	8						
	- 2.501 KM i više .....	9						
<b>87</b>	<b>KOLIKA SU OSTALA VAŠA MJESEČNA PRIMANJA NA GLAVNOM POSLU? (topli obrok, prijevoz, itd.)</b>							
	- Nema .....	1	↓					
	- Manje od 100 KM.....	2						
	- 101 - 150 KM.....	3						
	- 151 - 200 KM.....	4						
	- 201 - 250 KM.....	5						
	- 251 - 300 KM.....	6						
	- 301 KM i više .....	7						
<b>88</b>	<b>KOLIKI JE UKUPNI GODIŠNJI IZNOS DODATNIH PRIMANJA NA GLAVNOM POSLU? (sva primanja koja se ne odnose na redovna mjesečna primanja)</b>							
	- Nema .....	1	↓					
	- Manje od 100 KM .....	2						
	- 101 - 200 KM .....	3						
	- 201 - 300 KM .....	4						
	- 301 - 500 KM .....	5						
	- 501 - 700 KM .....	6						
	- 701 - 1000 KM .....	7						
	- 1001 KM i više .....	8						
<b>- odgovara nosioc domaćinstva ili najupućenija osoba -</b>								
<b>89</b>	<b>KOLIKI JE UKUPNI NETO GODIŠNJI PRIHOD VAŠEG DOMAĆINSTVA (koji ostvaruju svi članovi domaćinstva)?</b>							
	- Bez prihoda.....	01	↓					
	- Do 1000 KM .....	02						
	- 1001 - 2000 KM .....	03						
	- 2001 - 3000 KM .....	04						
	- 3001 - 4000 KM.....	05						
	- 4001 - 5000 KM.....	06						
	- 5001 - 7000 KM.....	07						
	- 7001 - 10000 KM .....	08						
	- 10001 - 15000 KM .....	09						
	- 15001 - 20000 KM .....	10						
	- 20001 - 30000 KM .....	11						
	- 30001 i više.....	12						

**REMARKS**

A large rectangular area with a solid border, containing 25 horizontal dotted lines for writing.

**PRIMJEDBE**

A large rectangular area with a solid border at the top and bottom, and a dotted border on the sides. The interior is filled with horizontal dotted lines, providing a template for handwritten notes.