

**SOCIJALNA ZAŠTITA**  
**SOCIAL WELFARE**  
**2008 - 2013**



**Bosna i Hercegovina**  
*Bosnia and Herzegovina*



**Agencija za statistiku**  
**Bosne i Hercegovine**  
*Agency for Statistics of*  
*Bosnia and Herzegovina*

**Sarajevo, 2014.**

**Izdaje:** **Agencija za statistiku Bosne i Hercegovine,**  
**Zelenih beretki 26, 71000 Sarajevo,**  
**Bosna i Hercegovina**  
**Telefon:** +387 33 91 19 11; **Telefaks:** +387 33 22 06 22  
**Elektronska pošta:** bhas@bhas.ba; **Internet stranica:** www.bhas.ba

*Published:* *Agency for Statistics of Bosnia and Herzegovina,*  
*Zelenih beretki 26, Sarajevo*  
*Bosnia and Herzegovina*

**Odgovara:** **Zdenko Milinović, direktor**  
*Personaly Responsible:* *Zdenko Milinović, Director General*

**Podatke pripremili:** **Aida Eskić-Pihljak i Gorana Knežević**  
*Data prepared by:* *Aida Eskić-Pihljak and Gorana Knežević*

**Lektura:** **Janja Jaković**  
*Proofread by:* *Janja Jaković*

**Dizajn i prelom:** **Lejla Rakić Bekić**  
*Design and pre-press:* *Lejla Rakić Bekić*

**Štampa:** **Štamparija Fojnica d.d., Fojnica**  
*Printed by:* *Printing House Fojnica d.d., Fojnica*

**Molimo korisnike Publikacije da prilikom upotrebe podataka obavezno navedu izvor.**  
*Users are kindly requested to refer to the data source.*

## PREDGOVOR

### FOREWORD

Agencija za statistiku BiH objavljuje bilten „Socijalna zaštita u BiH“ kao redovnu godišnju publikaciju. Podaci dati u ovom biltenu su rezultat agregiranja podataka entitetskih zavoda za statistiku Federacije BiH i Republike Srpske, te Brčko distrikta.

U biltenu „Socijalna zaštita u BiH“ Agencija za statistiku BiH objavljuje podatke o korisnicima svih oblika, mjera i usluga socijalne zaštite, ali i podatke o ustanovama socijalne zaštite i zaposlenim u tim ustanovama, u periodu 2008. - 2013. Podaci su razvrstani prema starosti korisnika, stepenu ugroženosti, vrsti socijalnih potreba i ustanovama za pružanje socijalne zaštite.

Agencija za statistiku će biti zahvalna na svim primjedbama i sugestijama koje će doprinijeti poboljšanju slijedećeg biltena.

Zdenko Milinović  
Direktor  
Agencija za statistiku BiH

*Agency for Statistics of Bosnia and Herzegovina publishes a Bulletin “Social welfare in BiH” as a regular annual publication. This Bulletin is a result of aggregation of data from entities statistical offices of Federation of BiH and Republika of Srpska and District Brcko BiH.*

*In Bulletin “Social welfare in BiH” Agency for Statistics publishes data on beneficiaries of all forms, measures and services of social welfare as well as data on social welfare institutions and employees of this institutions for the period 2008. - 2013. Data are given by the age of beneficiaries, extent of disadvantage as well as by kind of social needs and social welfare institutions.*

*Agency for Statistics BiH will appreciate any suggestions and comments that could improve our next Bulletin.*

*Mr Zdenko Milinović  
Director  
Agency for Statistics of BiH*

# SADRŽAJ

## CONTENT

<b>METODOLOŠKA OBJAŠNENJA</b> <i>NOTES ON METHODOLOGY</i>	<b>7</b>
<b>I KORISNICI, OBLICI, MJERE I USLUGE SOCIJALNE ZAŠTITE</b> <i>BENEFICIARIES, FORMS, MEASURES AND SERVICES OF SOCIAL WELFARE</i>	<b>15</b>
<b>1. Broj centara za socijalni rad u BiH</b> <i>Number of social welfare centres in BiH</i>	<b>17</b>
<b>2. Obrađeni slučajevi – intervencije u centrima za socijalni rad</b> <i>Treatments rendered in social welfare centres</i>	<b>17</b>
<b>3. Zaposleni u centrima za socijalni rad</b> <i>Employees in the social welfare centres</i>	<b>18</b>
<b>Grafikon 1. - Zaposleni u centrima za socijalni rad u 2013. godini</b> <i>Graph 1 - Employees in the social welfare centres in 2013</i>	<b>18</b>
<b>MALOLJETNI KORISNICI SOCIJALNE ZAŠTITE</b> <i>MINORS BENEFICIARIES OF SOCIAL WELFARE</i>	<b>19</b>
<b>4. Korisnici prema kategorijama i spolu</b> <i>Beneficiaries by categories and sex</i>	<b>19</b>
<b>Grafikon 2. – Maloljetni korisnici socijalne zaštite prema spolu</b> <i>Graph 2 - Minors beneficiaries of social welfare by sex</i>	<b>22</b>
<b>Grafikon 3. – Maloljetni korisnici socijalne zaštite prema grupama kategorija i spolu u 2013. godini</b> <i>Graph 3 - Minors beneficiaries of social welfare by type of category and sex in 2013</i>	<b>22</b>
<b>5. Maloljetni korisnici prema kategorijama, spolu i starosnim grupama u 2013. godini</b> <i>Minors beneficiaries by category, sex and age in 2013</i>	<b>23</b>
<b>PUNOLJETNI KORISNICI SOCIJALNE ZAŠTITE PREMA KATEGORIJAMA I SPOLU</b> <i>ADULT BENEFICIARIES OF SOCIAL WELFARE BY CATEGORIES AND SEX</i>	<b>26</b>
<b>6. Korisnici prema kategorijama i spolu</b> <i>Beneficiaries by categories and sex</i>	<b>26</b>
<b>Grafikon 4. - Punoljetni korisnici socijalne zaštite prema spolu</b> <i>Graph 4 - Adult beneficiaries of social welfare by sex</i>	<b>29</b>
<b>Grafikon 5. - Punoljetni korisnici socijalne zaštite prema grupama kategorija i spolu u 2013. godini</b> <i>Graph 5 - Adult beneficiaries of social welfare by type of category and sex in 2013</i>	<b>29</b>
<b>7. Punoljetni korisnici prema kategorijama, spolu i starosnim grupama u 2013. godini</b> <i>Adult beneficiaries by category, sex and age in 2013</i>	<b>30</b>
<b>II OBLICI I USLUGE SOCIJALNE ZAŠTITE</b> <i>FORMS AND SERVICES OF SOCIAL WELFARE</i>	<b>33</b>
<b>8. Oblici i usluge socijalne zaštite - maloljetni korisnici</b> <i>Forms and services of social welfare - minor beneficiaries</i>	<b>35</b>
<b>9. Oblici i usluge socijalne zaštite - punoljetni korisnici</b> <i>Forms and services of social welfare - adult beneficiaries</i>	<b>38</b>
<b>III USTANOVE SOCIJALNE ZAŠTITE</b> <i>SOCIAL WELFARE INSTITUTIONS</i>	<b>41</b>
<b>DOMOVI ZA DJECU I OMLADINU BEZ RODITELJSKE ZAŠTITE</b> <i>INSTITUTIONS FOR CHILDREN AND ADOLESCENTS WITHOUT PARENTAL CARE</i>	<b>43</b>
<b>10. Korisnici prema spolu i starosti</b> <i>Residents by sex and age</i>	<b>43</b>
<b>11. Korisnici prema roditeljima</b> <i>Residents by parents</i>	<b>44</b>

<b>12. Struktura korisnika prema roditeljima</b>	<b>44</b>
<i>Structure of residents by parents</i>	
<b>Grafikon 6. - Struktura korisnika domova za djecu i omladinu prema roditeljima u 2013. godini</b>	<b>44</b>
<i>Graph 6 - Structure of residents in institutions for children and adolescents in 2013</i>	
<b>Grafikon 7. - Korisnici domova za djecu i omladinu bez roditeljskog staranja prema spolu</b>	<b>45</b>
<i>Graph 7 - Residents of institutions for children and adolescents without parental care by sex</i>	
<b>Grafikon 8. - Korisnici domova za djecu i omladinu bez roditeljskog staranja prema starosti u 2013. godini</b>	<b>45</b>
<i>Graph 8 - Residents of institutions for children and adolescents without parental care by age in 2013</i>	
<b>13. Korisnici prema školovanju</b>	<b>46</b>
<i>Residents by education</i>	
<b>14. Korisnici prema plaćanju boravka u domu</b>	<b>46</b>
<i>Residents by payment</i>	
<b>15. Zaposleni u domovima za djecu i omladinu bez roditeljskog staranja</b>	<b>47</b>
<i>Employees in institutions for children and adolescents without parental care</i>	
<b>Grafikon 9. - Zaposleni u domovima za djecu i omladinu bez roditeljskog staranja u 2013. godini</b>	<b>47</b>
<i>Graph 9 - Employees in institutions for children and adolescents without parental care in 2013</i>	
<b>USTANOVE SOCIJALNE ZAŠTITE ZA INVALIDNU DJECU I OMLADINU OMETENU U PSIHIČKOM I FIZIČKOM RAZVOJU</b>	<b>48</b>
<i>SOCIAL WELFARE INSTITUTIONS FOR PHYSICALLY AND MENTALLY DISABLED CHILDREN AND ADOLESCENTS</i>	
<b>16. Korisnici prema spolu i starosti</b>	<b>48</b>
<i>Residents by sex and age</i>	
<b>17. Korisnici prema spolu i roditeljima</b>	<b>49</b>
<i>Residents by sex and parents</i>	
<b>Grafikon 10. - Korisnici prema roditeljima u 2013. godini</b>	<b>49</b>
<i>Graph 10 - Residents by parents in 2013</i>	
<b>18. Korisnici prema pohađanju škole</b>	<b>50</b>
<i>Residents by school attendance</i>	
<b>19. Korisnici prema plaćanju boravka</b>	<b>50</b>
<i>Residents by payment</i>	
<b>20. Zaposleni u ustanovama za invalidnu djecu i omladinu ometenu u psihičkom i fizičkom razvoju</b>	<b>51</b>
<i>Employees in institutions for physically and mentally handicapped children and adolescents</i>	
<b>Grafikon 11. - Zaposleni u ustanovama za invalidnu djecu i omladinu u 2013. godini</b>	<b>51</b>
<i>Graph 11 - Employees in institutions for handicapped children and adolescents in 2013</i>	
<b>USTANOVE SOCIJALNE ZAŠTITE ZA ODRASLE INVALIDNE OSOBE</b>	<b>52</b>
<i>SOCIAL WELFARE INSTITUTIONS FOR ADULT HANDICAPPED PERSONS</i>	
<b>21. Invalidi i rehabilitanti prema invaliditetu</b>	<b>52</b>
<i>Disabled and persons on rehabilitation by type of handicap</i>	
<b>22. Invalidi i rehabilitanti prema pravnoj osnovi i razlogu korištenja ustanove</b>	<b>53</b>
<i>Disabled and persons on rehabilitation by legal base and reason for institutionalisation</i>	
<b>USTANOVE SOCIJALNE ZAŠTITE ZA ODRASLE OSOBE</b>	<b>54</b>
<i>SOCIAL WELFARE INSTITUTIONS FOR ADULT PERSONS</i>	
<b>23. Korisnici prema starosti</b>	<b>54</b>
<i>Residents by age</i>	
<b>24. Korisnici prema plaćanju boravka u domu</b>	<b>54</b>
<i>Residents by payment</i>	
<b>25. Korisnici prema razlogu smještaja</b>	<b>55</b>
<i>Residents by reason for institutionalisation</i>	
<b>Grafikon 12. - Korisnici ustanova socijalne zaštite za odrasle osobe prema starosti u 2013. godini</b>	<b>56</b>
<i>Graph 12 - Residents of social welfare institutions for adult persons by age in 2013</i>	
<b>Grafikon 13. - Korisnici ustanova socijalne zaštite za odrasle osobe prema razlogu smještaja u 2013. godini</b>	<b>56</b>
<i>Graph 13 - Residents of social welfare institutions for adult persons by reason of institutionalisation in 2013</i>	



# METODOLOŠKA OBJAŠNENJA

## NOTES ON METHODOLOGY

### Izvori podataka

Podaci o maloljetnim i punoljetnim korisnicima socijalne zaštite i provedenim oblicima, mjerama i uslugama socijalne zaštite su rezultat agregiranja podataka uporedivih godišnjih istraživanja koja provode entitetski zavodi za statistiku i Brčko distrikt.

### Obuhvat podataka

Podaci o korisnicima i oblicima socijalne zaštite kao i o ustanovama socijalne zaštite, odnose se na kalendarsku godinu.

### DEFINICIJE

#### KORISNICI SOCIJALNE ZAŠTITE

Korisnikom socijalne zaštite smatra se svaka osoba koja je u toku izvještajne godine jednom ili više puta koristila određene oblike i mjere socijalne zaštite i usluge socijalnog rada.

Korisnici su razvrstani u dvije osnovne dobne grupe - maloljetni i punoljetni korisnici.

#### MALOLJETNI KORISNICI

##### Maloljetnici ugroženi porodičnom situacijom

**Bez oba roditelja** - djeca i omladina čija su oba roditelja umrla.

**Nepoznatih roditelja** – djeca i omladina roditelja čiji se identitet ne može utvrditi.

**Napušteni od roditelja** – djeca i omladina čiji su roditelji poznati i poznatog boravišta, ali su djecu napustili i odbijaju da se o njima staraju, kao i djeca poznatih roditelja nepoznatog boravišta i ostali slučajevi napuštanja djece od strane roditelja.

**Djeca roditelja spriječenih da obavljaju roditeljsku dužnost** uslijed izdržavanja kazne, dužeg liječenja u stacionaru, teškog hroničnog oboljenja, privremenog rada u inostranstvu, lišavanja poslovne sposobnosti i sl.

**Djeca roditelja lišenih roditeljskih prava** – djeca i omladina čijim je roditeljima odlukom suda oduzeto roditeljsko pravo. U ovu kategoriju spadaju i slučajevi kada

### Source of data

Data on minors and adult beneficiaries of social welfare, and implemented forms, measures and services of social welfare are result of aggregating data from comparable annual survey which are conducted by entity statistical Offices and Brcko District Branch.

### Data coverage

Data on beneficiaries and forms of social welfare, as well as data on social welfare institutions refer to a calendar year.

### DEFINITIONS

#### SOCIAL WELFARE BENEFICIARIES

Social welfare beneficiary is every person who has used certain forms and measures of social welfare and social work services, once or several times during the reference year.

Beneficiaries are classified into two basic age groups – minors and adult beneficiaries.

#### MINORS BENEFICIARIES

##### Minors beneficiaries disadvantaged by family situation

**Without both parents** – children and youth with both parents dead.

**Of unknown parents** – children and youth of parents whose identity cannot be ascertained (abandoned infants).

**Abandoned by parents** – children and youth of known parents and residence, abandoned by parents who refuse to take care of them, as well as children of known parents and of unknown residence and other cases of parents abandoning children.

**Children of parents prevented from performing parental duty** due to certain constraints such as imprisonment, prolonged treatment in hospital, severe chronic disease, temporary employment abroad, working incapability, etc.

**Children of parents deprived of parental rights** - children and youth of parents deprived of parental right by the decision of court. Cases when only one parent is deprived

je samo jednom od roditelja oduzeto roditeljsko pravo.

**Iz materijalno ugroženih porodica** – djeca i omladina čiji roditelji nemaju ni minimalnih materijalnih i socijalnih uslova za podizanje djece, kao što su osobe bez stalnog izvora prihoda, s minimalnim prihodima po članu domaćinstva, nezaposlene osobe, osobe s neriješenim stambenim pitanjima.

**Iz porodica s poremećenim porodičnim odnosima** – djeca i omladina koja žive u porodicama u kojima postoje konfliktne situacije između pojedinih članova, svađe, grubosti, tuče, zlostavljanje, odsustvo emocionalnih veza i trajna neusklađenost odnosa, asocijalno, patološko i kriminalno ponašanje članova porodice (skitnja, kriminal, prostitucija, upotreba alkohola i droge itd.) kao i nebriga roditelja.

**Ostali maloljetnici ugroženi porodičnom situacijom** – djeca samohranih roditelja, vanbračna djeca, djeca s neriješenim materijalnim, stambenim i drugim pitanjima.

#### **Maloljetnici ometeni u fizičkom i psihičkom razvoju**

**Maloljetnicima ometenim u fizičkom razvoju** se smatraju djeca i omladina sa oštećenjem vida, sluha, sa poremećajima u govoru i glasu, fizički invalidne kao i osobe višestruko ometene u razvoju.

**Maloljetnicima ometenim u psihičkom razvoju** se smatraju djeca i omladina koja su ometena u psihičkom razvoju, a razvrstana su prema važećim propisima o razvrstavanju i evidenciji ovih osoba.

#### **Maloljetnici s poremećajima u ponašanju i ličnosti**

**Sa asocijalnim ponašanjem** – djeca i omladina sklona skitnji, besposličarenju, bježanju od kuće, nedoličnom ponašanju, prostituciji, upotrebi alkohola, prevarama i sl.

**Maloljetni prestupnici ispod 14 godina** – djeca i omladina koja su izvršila prekršaj ili krivično djelo, a krivično su neodgovorna zbog uzrasta, kao i maloljetni narkomani.

#### **Psihički bolesne osobe**

Maloljetne osobe sklona raznim psihičkim oboljenjima.

#### **Maloljetni korisnici u stanju različitih socijalno - zaštitnih potreba**

**Bez specifične kategorije** – djeca i omladina koja se ne mogu uvesti ni u jednu od navedenih kategorija, zdravstveno neosigurana djeca i omladina, kao i djeca i

of parental right are also included in this category.

**Coming from economically disadvantaged families** - children and youth whose parents cannot provide even a minimum financial or social conditions for raising children such as persons without the permanent source of income, persons with minimal income per household member, unemployed persons, persons with housing problems, etc.

**Coming from families with disturbed family relationships** - children and youth from families in which there are conflicts between family members, quarrels, asperities, beating, molesting, absence of emotional relationship and permanent incompatibility of relations, asocial, pathological and criminal behaviour of family members (vagrancy, crime, prostitution, alcohol or drug abuse, etc.) as well as parental indifference and negligence.

**Other minors with disturbed family relationship** – children of single parents, illegitimate children, children with financial, housing and other problems.

#### **Physically and mentally disabled minors**

**Physically disabled minors** are children and youth with visual and hearing impairments, voice and speech impediments, physical disability and multiple disorders.

**Mentally disabled minors** are children and youth with mental disorders, and are classified by current regulations on registration and classification of such persons.

#### **Minors with behavioural and personality disorders**

**With asocial behaviour** – children and youth inclined to vagrancy, running from home, indecent behaviour, prostitution, alcohol abuse, frauds, etc.

**Minor offenders under 14 years of age** – children and youth who have committed an offence or a criminal act and are not subject to legal prosecution due to their age as well as minor drug addicts.

#### **Mentally ill persons**

Minor persons prone to various mental diseases.

#### **Minors beneficiaries in need of different social and protective services**

**Without specific category** – children and youth who cannot be classified into any of the specific categories,



omladina kojima se pruža pomoć u ostvarivanju određenih prava.

## PUNOLJETNI KORISNICI

**Korisnici subvencioniranja troškova (stanarine, grijanja, sahrane)**

### Fizički i psihički ometeni

**Sa oštećenim vidom** – odrasle slijepa i slabovidne osobe.

**Sa oštećenim sluhom** – odrasle gluhe i nagluhe osobe.

**Fizički invalidne** – odrasle osobe kod kojih je oboljenje trajno, zbog čega im je bitno smanjena radna sposobnost.

**Mentalno nedovoljno razvijene osobe** – odrasle osobe teško, teže, umjereno i lako mentalno zaostale.

**Ostale invalidne osobe** – odrasle osobe sa ostalim fizičkim oštećenjima, nesposobne za rad i neosigurane po drugom osnovu, zatim odrasli distrofičari, osobe s posljedicama cerebralne paralize, osobe s više smetnji, osobe s poremećajima u ponašanju i slično.

**Sa kombinovanim smetnjama** – osobe kod kojih je medicinski utvrđena neka od psihičkih ili nervnih bolesti (neurotičari, psihotičari, epileptičari) i sl.

### Osobe društveno neprihvatljivog ponašanja

Osobe sa asocijalnim ponašanjem (skitnja, prosjačenje, prostitucija, osobe sklone vršenju krivičnih djela i prekršaja, upotrebi alkohola, narkomanija).

### Psihički bolesne osobe

Osobe sklona raznim psihičkim oboljenjima.

### Osobe koje nemaju dovoljno prihoda za uzdržavanje, materijalno neosigurane

**Materijalno neosigurane osobe** su osobe koje su sposobne za rad, ali nemaju sredstava za život, niti ih po drugom osnovu mogu osigurati i mlađe su od 65 godina (muškarci) odnosno 60 godina (žene).

**Osobe nesposobne za rad** su osobe potpuno i trajno nesposobne za rad, bez sredstava za život, a mlađe su od 65 godina (muškarci) odnosno 60 godina (žene).

**Stare osobe bez porodičnog staranja** su osobe koje nemaju djece ni drugih bližih srodnika koji su dužni da se o njima staraju kao i osobe bez sredstava za život (bez imovine, ili bilo kakvih drugih redovnih prihoda kao i osobe

*children and youth without health insurance as well as children and youth being rendered assistance in exercising certain rights.*

## ADULT BENEFICIARES

**Beneficiaries of subventions (for rents, heating, funeral)**

### Physically and mentally disabled

**With visual disorders** – blind adults and adults with visual impairments.

**With hearing disorders** – deaf adults and adults with hearing impairments.

**Physically disabled** – adults with permanent diseases (incurable and long lasting) which reduced their working capability.

**Mentally disabled** – adult persons with severe, less severe, moderate and mild mental handicaps.

**Other disabled persons** – adults with other physical disabilities, unable to work and unprovided on other basis, adults with muscular dystrophy, persons suffering from cerebral paralysis, persons with multiple disorders, behavioural disorders, etc.

**With combined disorders** – persons with the medical diagnosis of certain mental or neurological disease (neurotics, psychotics and epileptics), etc.

### Persons with socially unacceptable behaviour

*Persons with asocial behaviour (vagrancy, begging, prostitution, persons inclined to criminal acts and offences, alcohol and drug abuse).*

### Mentally ill persons

*Persons prone to various mental diseases.*

### Persons not having a sufficient income to support themselves, financially unprovided

**Financially unprovided persons** are persons able to work but do not have finances for living or are unable to provide them on other basis and are under 65 years of age (men), or under 60 (women).

**Unable to work** – persons completely and permanently unable to work, without financial resources of living, and are under 65 (men), or 60 (women).

**Old persons without family care** are persons without children or any other close relatives obliged to take care of them as well as persons without resources to provide

koje posjeduju imanje, ali zbog starosti ili slabosti nisu u mogućnosti da isto obrađuju i osiguraju sredstva za život.

**Hronični bolesne** su slijepe, psihički oboljele, fizički invalidno i hronično oboljele osobe.

### **Bez specifične kategorije (ostali)**

Osobe s porodičnim problemima, osobe u brakorazvodnom sporu i ostale osobe bez specifične kategorije.

### **OBlici, MJERE I USLUGE SOCIJALNE ZAŠTITE**

Pod oblikom, mjerom ili uslugom podrazumijeva se svaki slučaj provedene zaštite na osnovu zakona i propisa iz ove oblasti od strane centra za socijalni rad ili službe socijalne zaštite.

Podaci o oblicima, mjerama i uslugama odnose se na broj provedenih odnosno korištenih oblika, mjera i usluga u izvještajnom periodu, a ne na broj osoba. Jedna ista osoba može se pojaviti više puta kao korisnik, tj. onoliko puta koliko je koristila neki od oblika, mjera i usluga u toku izvještajne godine. Ako osoba više puta koristi isti oblik, mjeru ili uslugu bit će obuhvaćena samo jednom. Ako osoba koristi više oblika, mjera ili usluga obuhvatit će se kod svakog oblika, odnosno mjere ili usluge.

### **Oblici socijalne zaštite**

**Starateljstvo** podrazumijeva slučajeve kada se maloljetna ili punoljetna osoba koja je lišena poslovne sposobnosti, stavlja pod starateljstvo.

**Usvojenje** podrazumijeva slučajeve zakonskog usvojenja.

### **Smještaj u ustanove**

**Predškolske ustanove** – podrazumijeva one slučajeve kada se troškovi smještaja i boravka osiguravaju iz sredstava socijalne ili dječje zaštite.

**Smještaj u ustanove socijalne zaštite** podrazumijeva smještaj maloljetnih i punoljetnih korisnika u odgovarajuće ustanove socijalne zaštite: dječji domovi, domovi za dojenčad i malu djecu, za djecu ometenu u razvoju, za odgojno zpuštenu djecu i omladinu, domovi za stare i iznemogle, za penzionere, kao i domovi za odrasle invalidne osobe i prihvatne stanice za maloljetne i punoljetne osobe.

*for a living ( without property or any other regular income as well as persons owning a farm but due to old age and weakness are unable to cultivate land and provide for life).*

***Chronically ill** are blind, mentally ill, physically disabled and persons with chronic disease.*

### **Without specific category (others)**

*Persons with family problems, persons in divorce procedure and other persons without specific category.*

### **FORMS, MEASURES AND SERVICES OF SOCIAL WELFARE**

*Form, measure or service are considered every case of protection provided by Centre of social welfare or Social welfare service on the basis of legal acts and regulations concerned with this field.*

*Data on forms, measures, and services refer to the number of conducted, that is, used forms, measures and services in the reference period, and not to the number of persons. One person can be shown several times as a beneficiary, as much times as it has used some of the forms, measures and services during the reference year. If the same person uses the same form, measure or service more than once, it is covered only once. If a person uses several forms, measures or services, it is covered by each form, measure and service.*

### **Forms of social welfare**

***Guardianship** refers to every case of appointing a guardian to look after the affairs of minor or adult person deprived of working capability.*

***Adoption** is considered every case of legal adoption.*

### **Placement (assignment) in institution**

***Pre-school institutions** – every case of accommodation expenses being financed from social welfare funds or funds for protection of children.*

***Assignment to social welfare institutions** is considered accommodation of minor and adult beneficiaries in appropriate social welfare facilities such as: institutions for infants and young children, children and youth impeded in psychial and physical development, socially maladjusted children and youth, rest or retirement homes, institutions for adult handicapped persons and shelter stations for minors and adults persons.*

**Smještaj u drugu porodicu** podrazumijeva osiguravanje stanovanja, ishrane, odgoja i brige u porodici u koju se smještaju osobe u stanju socijalne potrebe (djeca, odrasli, ostarjeli).

**Smještaj u učenički ili studentski dom, smještaj u ustanovu za djecu bez roditeljskog staranja, smještaj u ustanovu za rehabilitaciju i zaštitu, smještaj u druge ustanove socijalne zaštite kao i smještaj u dom za stare osobe** su također vidovi smještaja u ustanove u okviru oblika socijalne zaštite.

### Mjere socijalne zaštite

Mjere prema maloljetnicima podrazumijevaju angažiranje centra za socijalni rad na provođenju odgojnih mjera koje je sud izrekao kao i mjera koje centar poduzima na osnovu svoje odluke.

**Upućivanje na školovanje i osposobljavanje** podrazumijeva angažovanje centra za socijalni rad oko uključivanja na redovno školovanje maloljetnih korisnika socijalne zaštite koji su napustili školu ili nisu bili obuhvaćeni redovnim školovanjem, kao i uključivanje djece i omladine ometene u razvoju na specijalno obrazovanje.

**Ostale mjere** podrazumijevaju slučajeve pružanja savjeta u vezi s odgojnim i razvojnim problemima djece, osiguravanja ljetovanja i oporavka iz sredstava socijalne zaštite, regulisanja zdravstvene zaštite neosiguranih osoba i sl.

**Pomoć za osposobljavanje i privređivanje** podrazumijeva zasnivanje radnog odnosa osoba u stanju socijalne potrebe angažovanjem centra za socijalni rad na pripremi kolektiva da prihvati tu osobu kao i rad sa osobom u cilju uspješnog uključivanja u kolektiv. Ovdje se podrazumijeva i zasnivanje radnog odnosa na određeno vrijeme u «kućnoj» radinosti, raznim servisima i sl., kao i zapošljavanje invalidnih osoba u zaštitnim radionicama.

**Pomoć za rehabilitaciju** podrazumijeva novčana davanja u cilju uključivanja na osposobljavanje za rad ili profesionalnu rehabilitaciju djece i omladine ometene u psihičkom ili fizičkom razvoju kao i odraslih invalidnih osoba, a na teret sredstava centara za socijalni rad odnosno službi socijalne zaštite.

### Novčane pomoći

**Stalna novčana pomoć** podrazumijeva novčana davanja koja osiguravaju centri za socijalni rad ili općinski centri za socijalni rad, a koja su jedini ili dopunski izvor sredstava za zadovoljavanje životnih potreba osoba u stanju socijalnih potreba.

**Foster care** is considered consigning persons (children, adults, old persons) in need of social protection to a family for dwelling, nourishment, upbringing and care.

**Assignment to pupil and student hostel, assignment to institution for rehabilitation and protection, assignment to other social welfare institutions as well as an assignment to home for old people** are also modes of placement in institutions, in the frame of the forms of social welfare.

### Measures of social welfare

Measures concerning minors are considered engagement of social welfare centre in conducting measures of upbringing proclaimed by court as well as measures conducted by centre upon its own decision.

**Assignment to school and vocational training** refers to the engagement of social welfare centre in including into the process of education minor beneficiaries that have left school or have not been covered by regular education as well as including mentally and physically disabled children and youth in special education, i.e. vocational training.

**Other measures** are cases of rendering advice about problems in upbringing and development of children, providing summer vacations and rehabilitation financed from social welfare funds, covering health insurance of uninsured persons, etc.

**Assistance in vocational training and employment** is considered engagement of social welfare centre in employment of beneficiary in an enterprise as well as in preparing those persons for new working environment. Here is included employment on temporary basis «at home», various services, etc., as well as employing disabled in protective workshops.

**Allowance for rehabilitation** is money for vocational training or professional rehabilitation of mentally and physically handicapped children and youth and disabled adults, given from funds of social welfare centres or social welfare services.

### Allowances

**Permanent allowance** is money provided by social welfare centres or municipal social welfare services, which is the only or supplemental financial resource for persons in need of social welfare.

**Jednokratna novčana pomoć** isplaćuje se najviše dva puta godišnje za domaćinstvo i ne može iznositi više od ukupno pet iznosa novčane pomoći utvrđene zakonom, osim u slučajevima kada je zbog posebnih okolnosti potrebno odobriti veći iznos o čemu odlučuje rukovodilac organa koji utvrđuje ovo pravo.

**Dodatak za tuđu njegu** podrazumijeva poseban novčani dodatak osobama kojima je potrebna pomoć drugih osoba u zadovoljavanju njihovih egzistencijalnih potreba.

### Ostali oblici zaštite i usluga

**Razvrstavanje na osnovu dijagnoza** podrazumijeva slučajeve kada nadležni organ izvrši razvrstavanje djece ometene u psihičkom i fizičkom razvoju.

**Pomoć u ostvarivanju određenih prava** podrazumijeva slučajeve pomoći oko regulisanja penzije, alimentacije i dr.

**Pomoć u rješavanju pitanja djece razvedenih ili roditelja u brakorazvodnom sporu** podrazumijeva davanje mišljenja i prijedloga sudu kome treba povjeriti dijete na čuvanje i odgajanje nakon razvoda braka roditelja u slučajevima kada se roditelji nisu sporazumjeli.

**Njega i druge usluge u stanu** podrazumijevaju pružanje zdravstvene njege u kući teže i teško hronično bolesnim, nepokretnim i drugim bolesnim osobama, bez obzira na njihovo materijalno stanje.

**Pomoć u sređivanju bračnih i porodičnih odnosa** po pravilu se provodi primjenom metoda savjetovanja i davanja stručnih mišljenja socio-psihološkog, pedagoškog, pravnog ili drugog karaktera. Ovdje spadaju i pitanja regulisanja viđanja djece sa roditeljima za vrijeme i poslije razvoda braka, pitanja priznavanja očinstva i slično.

**Ostale usluge** su stručne ekspertize, pisani izvještaji, posredovanja kod drugih institucija u cilju osiguravanja odgovarajuće pomoći kao i pomoći za ishranu, odjeću, obuću, ogrjev i sl.

### USTANOVE SOCIJALNE ZAŠTITE

**Domovi za djecu i omladinu bez roditeljskog staranja** osiguravaju privremeno ili trajno zbrinjavanje, ishranu, zdravstvenu zaštitu, odgajanje, obrazovanje i trajno osposobljavanje djece i omladine kojoj je potreban ovakav oblik zaštite.

**Ustanove socijalne zaštite za invalidnu djecu i omladinu ometenu u razvoju** osiguravaju u zavisnosti od vrste i stepena oštećenja, privremeni ili trajni smještaj, njegu, odgajanje, obrazovanje i osposobljavanje za rad pod

**One - off allowance** is paid twice a year at most for a household. This allowance cannot exceed the amount of five allowances in total determined in law, except for cases requiring greater amount due to special circumstances. The decision on the approval of such payment is made by an executive of the body that determines this right.

**Allowance for care rendered by other person** is a special allowance for persons requiring assistance of other person for satisfying their existential needs.

### Other forms of protection and services

**Classification on the basis of diagnoses** is categorisation of mentally and physically handicapped children done by organization in charge.

**Assistance in exercising certain rights** refers to cases of rendering help for regulating pension, alimentation, etc.

**Assistance in solving issues concerning children of divorced parents or parents in divorce procedure** is considered giving opinions and suggestions to court about custody of children after divorce in cases when parents have reached no agreement.

**Care and other services rendered in home** refer to rendering health care in home to severely and less severely chronically diseased, immobile and otherwise diseased persons, irrespective of their financial condition.

**Assistance in normalizing marriage and family relationship** is done, regularly, through advisory methods and giving professional opinions of social, psychological, pedagogical, legal or other character. Here are included issues about parent's rights to visit children during and after the divorce, child recognition, and the like.

**Other services** are professional expertise, written reports and mediation at other institution in order to provide appropriate help as well as assistance in providing food, clothes, footwear, fuel, etc.

### SOCIAL WELFARE INSTITUTIONS

**Institutions for children and adolescents without parental care** provide temporary or permanent care, food, health care, upbringing, education and vocational training for children and youth in need of such a form of protection.

**Social welfare institutions for mentally and physically disabled children and adolescents** provide depending on the type and extent of disability, temporary or permanent accommodation, care, upbringing, education

posebnim uslovima.

**Ustanove socijalne zaštite za odrasle invalidne osobe** su preduzeća za profesionalnu rehabilitaciju koja osiguravaju stručno osposobljavanje i zapošljavanje osoba s umanjenim radnim sposobnostima. Zaposleni u ovim preduzećima su invalidne osobe koje mogu raditi u preduzeću ili kod kuće i rehabilitanti – invalidne osobe koje se nalaze na osposobljavanju ili prekvalifikaciji.

**Ustanove socijalne zaštite za odrasle osobe** su domovi za penzionere i druga odrasle osobe i socijalno-gerijatrijski centri koji osiguravaju privremeni ili trajni smještaj, ishranu, njegu i zdravstvenu zaštitu odraslim osobama koje su bez sredstava za život, bez porodičnog staranja, ometene u psihičkom ili fizičkom razvoju i uslijed toga nesposobne za samostalan život, a i bez uslova da im se osigura odgovarajuća njega i pomoć u vlastitoj porodici.

*and training for work under special conditions.*

**Social welfare institutions for adult disabled persons** are enterprises for professional rehabilitation which provide vocational training and employment of persons with impaired working capability. Employees of such enterprises are handicapped persons able to work in enterprises or at home and persons on rehabilitation – disabled persons attending vocational training or training for new qualification.

**Social welfare institutions for adult persons** are homes for pensioners and other adult persons and social-geriatric centres which provide temporary or permanent accommodation, food, nursing and health care for adult persons without financial resources or family care, mentally or physically disabled and therefore incapable for independent life and without conditions required for help being rendered in their own family.



**KORISNICI, OBLICI, MJERE I USLUGE  
SOCIJALNE ZAŠTITE**

---

**BENEFICIARIES, FORMS, MEASURES AND  
SERVICES OF SOCIAL WELFARE**





## 1. Broj centara za socijalni rad u BiH

*Number of social welfare centres in BiH*

	FBiH	RS	BDBiH <sup>1</sup>	BiH
<b>2008.</b>	72	45	1	<b>118</b>
<b>2009.</b>	72	45 <sup>2</sup>	1	<b>118</b>
<b>2010.</b>	72	45 <sup>2</sup>	1	<b>118</b>
<b>2011.</b>	72	45 <sup>2</sup>	1	<b>118</b>
<b>2012.</b>	72	45 <sup>2</sup>	1	<b>118</b>
<b>2013.</b>	72	46 <sup>2</sup>	1	<b>119</b>

<sup>1</sup> U Brčko distriktu ne postoji centar za socijalni rad već samo jedan pododjel u okviru Odjela za zdravstvo.

<sup>1</sup> Social welfare centre doesn't exist in Brcko District, there is only one department for Social welfare within Health Centre of Brcko Distrikt.

<sup>2</sup> U Republici Srpskoj od 2009. godine postoji i 10 službi socijalne zaštite koje djeluju pri općinama.

<sup>2</sup> In Republika Srpska, 10 Social welfare services have been working at municipalities since 2009.

## 2. Obrađeni slučajevi - intervencije u centrima za socijalni rad

*Treatments rendered in Social welfare centres*

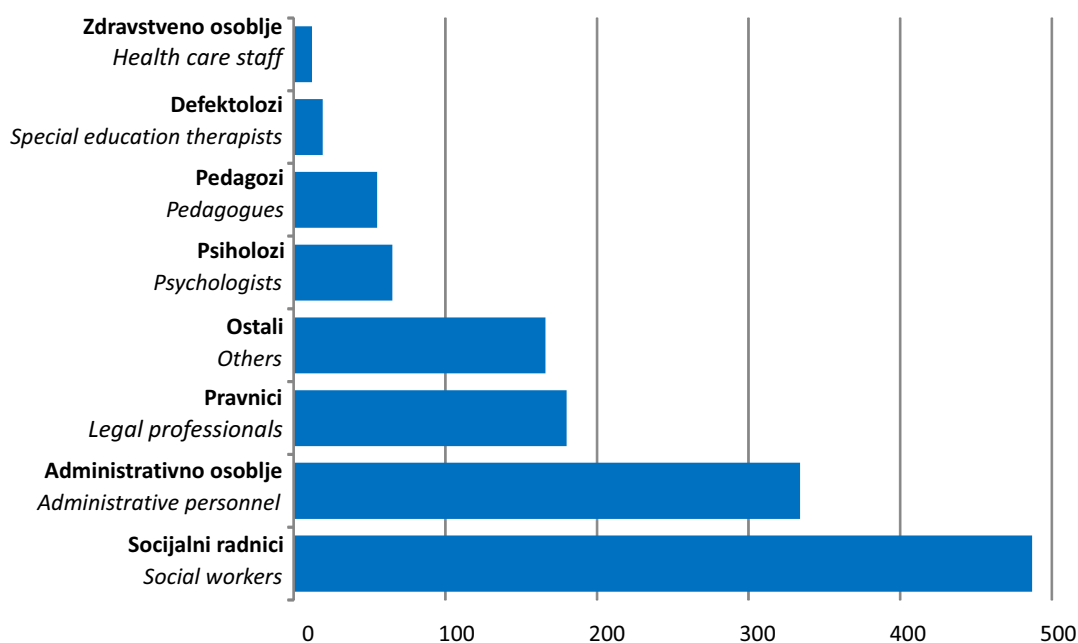
	Broj slučajeva obrađenih u centru <i>Number of cases handled in centre</i>			Broj intervencija pruženih u centru <i>Number of treatments rendered in centre</i>		
	svega <i>all</i>	muški <i>males</i>	ženski <i>females</i>	svega <i>all</i>	muški <i>males</i>	ženski <i>females</i>
<b>2008.</b>	596.816	315.945	280.871	665.779	361.740	304.039
<b>2009.</b>	628.297	311.378	316.919	752.628	403.955	348.673
<b>2010.</b>	623.282	304.489	318.793	723.373	391.866	331.507
<b>2011.</b>	639.346	317.390	321.956	645.194	325.347	319.847
<b>2012.</b>	599.538	304.606	294.932	785.374	403.617	381.757
<b>2013.</b>	462.823	214.660	248.163	686.455	343.546	342.909

### 3. Zaposleni u centrima za socijalni rad *Employees in the social welfare centres*

	2008.	2009.	2010.	2011.	2012.	2013.	
<b>UKUPNO</b>	<b>1.248</b>	<b>1.250</b>	<b>1.286</b>	<b>1.265</b>	<b>1.273</b>	<b>1.318</b>	<b>TOTAL</b>
muški	326	298	316	332	328	321	<i>males</i>
ženski	922	952	970	933	945	997	<i>females</i>
<b>Socijalni radnici</b>	456	468	474	472	473	487	<i>Social workers</i>
<b>Pedagozi</b>	48	52	51	54	48	55	<i>Pedagogues</i>
<b>Psiholozi</b>	55	48	55	52	58	65	<i>Psychologists</i>
<b>Defektolozi</b>	21	21	20	19	20	19	<i>Special education therapists</i>
<b>Zdravstveno osoblje</b>	6	6	16	13	13	12	<i>Health care staff</i>
<b>Pravnici</b>	146	145	152	154	170	180	<i>Legal professionals</i>
<b>Administrativno osoblje</b>	350	339	348	325	330	334	<i>Administrative personnel</i>
<b>Ostali</b>	166	171	170	176	161	166	<i>Others</i>

Grafikon 1.  
*Graph 1*

#### Zaposleni u centrima za socijalni rad u 2013. godini *Employees in the social welfare centres in 2013*



**MALOLJETNI KORISNICI SOCIJALNE ZAŠTITE**  
**MINORS BENEFICIARIES OF SOCIAL WELFARE**

**4. Korisnici prema kategorijama i spolu**  
*Beneficiaries by categories and sex*

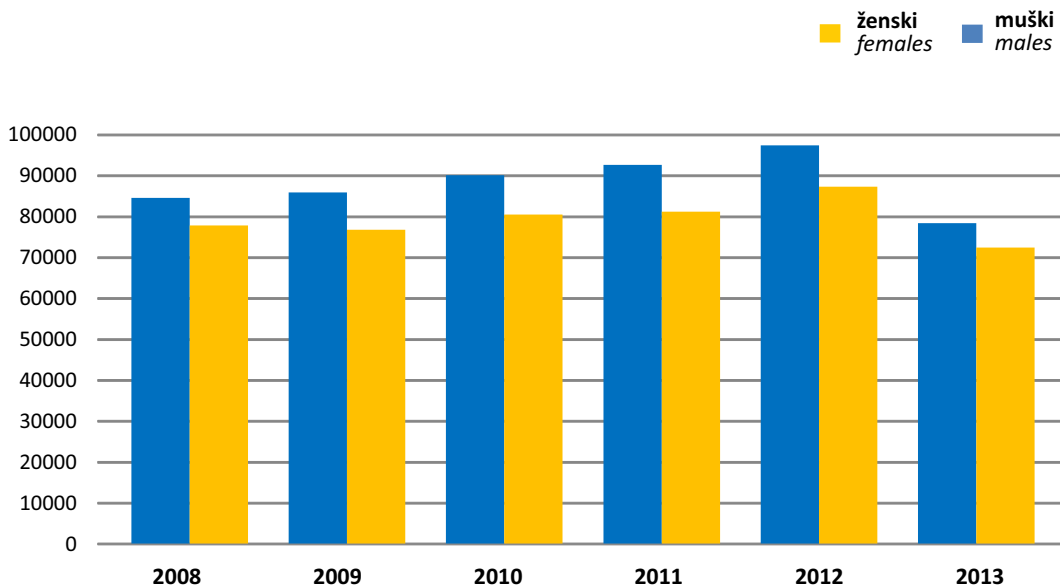
Kategorija korisnika <i>Category of beneficiary</i>		2008.	2009.	2010.	2011.	2012.	2013.	
<b>UKUPNO</b> <i>TOTAL</i>	<b> svega</b>	<b>163.118</b>	<b>162.648</b>	<b>170.594</b>	<b>173.791</b>	<b>184.720</b>	<b>150.756</b>	<b> all</b>
	muški	85.018	85.876	90.092	92.635	97.416	78.341	males
	ženski	78.100	76.772	80.502	81.156	87.304	72.415	females
<b>UGROŽENI PORODIČNOM SITUACIJOM</b> <i>DISADVANTAGED BY FAMILY SITUATION</i>	<b> svega</b>	<b>66.482</b>	<b>70.787</b>	<b>73.839</b>	<b>76.599</b>	<b>84.746</b>	<b>74.274</b>	<b> all</b>
	muški	33.857	35.925	37.863	39.298	42.968	36.482	males
	ženski	32.625	34.862	35.976	37.301	41.778	37.792	females
<b>Djeca bez oba roditelja</b> <i>Children without both parents</i>	<b> svega</b>	<b>1.204</b>	<b>1.024</b>	<b>954</b>	<b>899</b>	<b>915</b>	<b>828</b>	<b> all</b>
	muški	577	498	494	454	465	426	males
	ženski	627	526	460	445	450	402	females
<b>Djeca nepoznatih roditelja</b> <i>Children of unknown parents</i>	<b> svega</b>	<b>101</b>	<b>77</b>	<b>69</b>	<b>59</b>	<b>37</b>	<b>41</b>	<b> all</b>
	muški	52	42	43	34	23	24	males
	ženski	49	35	26	25	14	17	females
<b>Djeca napuštena od roditelja</b> <i>Children abandoned by parents</i>	<b> svega</b>	<b>825</b>	<b>814</b>	<b>833</b>	<b>753</b>	<b>778</b>	<b>710</b>	<b> all</b>
	muški	432	418	439	377	407	364	males
	ženski	393	396	394	376	371	346	females
<b>Djeca roditelja spriječenih da obavljaju roditeljsku dužnost</b> <i>Children of parents prevented from performing parental duty</i>	<b> svega</b>	<b>849</b>	<b>863</b>	<b>896</b>	<b>934</b>	<b>902</b>	<b>768</b>	<b> all</b>
	muški	439	447	498	523	526	426	males
	ženski	410	416	398	411	376	342	females
<b>Djeca roditelja lišenih roditeljskih prava</b> <i>Children of parents deprived of parental rights</i>	<b> svega</b>	<b>82</b>	<b>89</b>	<b>82</b>	<b>83</b>	<b>107</b>	<b>138</b>	<b> all</b>
	muški	46	50	47	42	50	75	males
	ženski	36	39	35	41	57	63	females
<b>Djeca roditelja koja nemaju dovoljno prihoda</b> <i>Children of parents with insufficient income</i>	<b> svega</b>	<b>49.819</b>	<b>54.155</b>	<b>57.444</b>	<b>60.323</b>	<b>66.049</b>	<b>55.911</b>	<b> all</b>
	muški	25.043	26.922	28.924	30.280	32.893	26.335	males
	ženski	24.776	27.233	28.520	30.043	33.156	29.576	females
<b>Djeca roditelja koji zanemaruju ili zlostavljaju djecu</b> <i>Children of parents who neglect or molest children</i>	<b> svega</b>	<b>2.271</b>	<b>2.118</b>	<b>2.002</b>	<b>2.012</b>	<b>2.774</b>	<b>2.870</b>	<b> all</b>
	muški	1.094	1.066	988	1.007	1.395	1.468	males
	ženski	1.177	1.052	1.014	1.005	1.379	1.402	females
<b>Djeca čiji je razvoj ometen porodičnim prilikama</b> <i>Children whose development is hindered by family situation</i>	<b> svega</b>	<b>7.108</b>	<b>7.595</b>	<b>7.321</b>	<b>7.395</b>	<b>8.404</b>	<b>8.502</b>	<b> all</b>
	muški	3.295	3.784	3.585	3.811	4.068	4.371	males
	ženski	3.813	3.811	3.736	3.584	4.336	4.131	females

Kategorija korisnika <i>Category of beneficiary</i>		2008.	2009.	2010.	2011.	2012.	2013.	
Odgojno zanemarena i zapuštena djeca <i>Socially neglected and maladjusted children</i>	svoga	4.223	4.052	4.238	4.141	4.780	4.506	<i>all</i>
	muški	2.879	2.698	2.845	2.770	3.141	2.993	<i>males</i>
	ženski	1.344	1.354	1.393	1.371	1.639	1.513	<i>females</i>
OSOBE SA SMETNJAMA U PSIHIČKOM I FIZIČKOM RAZVOJU <i>MENTALLY AND PHYSICALLY DISABLED PERSONS</i>	svoga	13.343	13.645	13.948	13.677	14.253	14.549	<i>all</i>
	muški	7.223	7.390	7.631	7.460	8.012	8.038	<i>males</i>
	ženski	6.120	6.255	6.317	6.217	6.241	6.511	<i>females</i>
Sa oštećenjem vida <i>With visual impairment</i>	svoga	845	837	839	830	894	901	<i>all</i>
	muški	446	422	436	435	481	484	<i>males</i>
	ženski	399	415	403	395	413	417	<i>females</i>
Sa oštećenjem sluha <i>With visual impairment</i>	svoga	791	779	797	829	871	836	<i>all</i>
	muški	395	380	401	413	449	422	<i>males</i>
	ženski	396	399	396	416	422	414	<i>females</i>
Sa poremećajima u glasu i govoru <i>With voice and speech impediments</i>	svoga	934	925	925	950	1.039	1.035	<i>all</i>
	muški	502	465	463	485	555	575	<i>males</i>
	ženski	432	460	462	465	484	460	<i>females</i>
Fizički invalidne osobe <i>Physically disabled persons</i>	svoga	2.147	2.194	2.244	2.238	2.235	2.334	<i>all</i>
	muški	1.101	1.135	1.137	1.134	1.233	1.234	<i>males</i>
	ženski	1.046	1.059	1.107	1.104	1.002	1.100	<i>females</i>
Mentalno nedovoljno razvijene osobe <i>Mentally disabled persons</i>	svoga	4.549	4.596	4.799	4.417	4.487	4.348	<i>all</i>
	muški	2.485	2.525	2.716	2.523	2.574	2.351	<i>males</i>
	ženski	2.064	2.071	2.083	1.894	1.913	1.997	<i>females</i>
Sa poremećajima u ponašanju i ličnosti <i>With behavioural and personality disorders</i>	svoga	1.117	1.064	923	813	894	742	<i>all</i>
	muški	665	673	619	545	576	480	<i>males</i>
	ženski	452	391	304	268	318	262	<i>females</i>
Sa kombinovanim smetnjama <i>With combined disabilities</i>	svoga	2.960	3.250	3.421	3.600	3.833	4.353	<i>all</i>
	muški	1.629	1.790	1.859	1.925	2.144	2.492	<i>males</i>
	ženski	1.331	1.460	1.562	1.675	1.689	1.861	<i>females</i>
OSOBE DRUŠTVENO NEPRIHVATLJIVOG PONAŠANJA <i>PERSONS WITH SOCIAL UNACCEPTABLE BEHAVIOR</i>	svoga	7.728	7.791	8.268	7.901	8.345	7.738	<i>all</i>
	muški	5.331	5.879	6.210	5.892	6.272	5.203	<i>males</i>
	ženski	2.397	1.912	2.058	2.009	2.073	2.535	<i>females</i>
Skлоне skitnji <i>Inclined to vagrancy</i>	svoga	1.086	982	1.003	1.023	1.016	984	<i>all</i>
	muški	642	603	564	526	565	580	<i>males</i>
	ženski	444	379	439	497	451	404	<i>females</i>
Skлоне prosjačenju <i>Inclined to begging</i>	svoga	1.251	1.304	1.392	1.393	1.497	1.498	<i>all</i>
	muški	651	635	712	737	786	779	<i>males</i>
	ženski	600	669	680	656	711	719	<i>females</i>
Skлоне prostituciji <i>Inclined to prostitution</i>	svoga	293	189	203	112	176	157	<i>all</i>
	muški	82	50	63	32	45	33	<i>males</i>
	ženski	211	139	140	80	131	124	<i>females</i>

Kategorija korisnika <i>Category of beneficiary</i>		2008.	2009.	2010.	2011.	2012.	2013.	
Sklone vršenju krivičnih djela <i>Inclined to committing criminal acts</i>	<b>svega</b>	<b>4.296</b>	<b>4.531</b>	<b>4.815</b>	<b>4.585</b>	<b>4.837</b>	<b>4.305</b>	<b>all</b>
	muški	3.354	4.014	4.246	4.007	4.262	3.250	males
	ženski	942	517	569	578	575	1.055	females
Alkoholičari <i>Alcoholics</i>	<b>svega</b>	<b>323</b>	<b>342</b>	<b>388</b>	<b>334</b>	<b>373</b>	<b>360</b>	<b>all</b>
	muški	265	265	294	260	298	247	males
	ženski	58	77	94	74	75	113	females
Narkomani <i>Drug addicts</i>	<b>svega</b>	<b>479</b>	<b>443</b>	<b>467</b>	<b>454</b>	<b>446</b>	<b>434</b>	<b>all</b>
	muški	337	312	331	330	316	314	males
	ženski	142	131	136	124	130	120	females
PSIHIČKI BOLESNE OSOBE <i>MENTALLY ILL PERSONS</i>	<b>svega</b>	<b>389</b>	<b>425</b>	<b>447</b>	<b>454</b>	<b>511</b>	<b>521</b>	<b>all</b>
	muški	208	221	242	247	283	301	males
	ženski	181	204	205	207	228	220	females
OSOBE U STANJU RAZLIČITIH SOCIJALNO-ZAŠTITNIH POTREBA <i>PERSONS IN DIFFERENT SOCIAL AND PROTECTIVE NEEDS</i>	<b>svega</b>	<b>64.311</b>	<b>64.087</b>	<b>67.143</b>	<b>68.038</b>	<b>69.714</b>	<b>49.776</b>	<b>all</b>
	muški	33.198	33.501	34.767	36.036	36.030	26.206	males
	ženski	31.113	30.586	32.376	32.002	33.684	23.570	females
Sa teškim stambenim prilikama <i>With serious housing problems</i>	<b>svega</b>	<b>5.434</b>	<b>5.309</b>	<b>5.478</b>	<b>5.171</b>	<b>5.622</b>	<b>5.559</b>	<b>all</b>
	muški	2.761	2.705	2.778	2.675	3.180	3.134	males
	ženski	2.673	2.604	2.700	2.496	2.442	2.425	females
Vratile se sa izdržavanja kazne <i>Returned from imprisonment</i>	<b>svega</b>	<b>12</b>	<b>21</b>	<b>22</b>	<b>32</b>	<b>31</b>	<b>56</b>	<b>all</b>
	muški	9	16	20	28	18	43	males
	ženski	3	5	2	4	13	13	females
Stradale u elementarnim nepogodama <i>Suffered in natural disasters</i>	<b>svega</b>	<b>80</b>	<b>119</b>	<b>386</b>	<b>95</b>	<b>94</b>	<b>62</b>	<b>all</b>
	muški	52	61	192	48	58	37	males
	ženski	28	58	194	47	36	25	females
Civilne žrtve rata <i>Civil victims of war</i>	<b>svega</b>	<b>568</b>	<b>173</b>	<b>201</b>	<b>159</b>	<b>191</b>	<b>126</b>	<b>all</b>
	muški	298	104	127	87	111	80	males
	ženski	270	69	74	72	80	46	females
Članovi porodice civilnih žrtava rata <i>Members of family of civil victims of war</i>	<b>svega</b>	<b>692</b>	<b>702</b>	<b>950</b>	<b>450</b>	<b>1.217</b>	<b>320</b>	<b>all</b>
	muški	390	366	527	218	680	180	males
	ženski	302	336	423	232	537	140	females
Kojima su potrebne usluge socijalnog rada <i>Who need services of social welfare</i>	<b>svega</b>	<b>57.525</b>	<b>57.763</b>	<b>60.106</b>	<b>62.131</b>	<b>62.559</b>	<b>43.653</b>	<b>all</b>
	muški	29.688	30.249	31.123	32.980	31.983	22.732	males
	ženski	27.837	27.514	28.983	29.151	30.576	20.921	females
BEZ SPECIFIČNE KATEGORIJE (OSTALI) <i>WITHOUT SPECIFIC CATEGORY (OTHERS)</i>	<b>svega</b>	<b>10.865</b>	<b>5.913</b>	<b>6.949</b>	<b>7.122</b>	<b>7.151</b>	<b>3.898</b>	<b>all</b>
	muški	5.201	2.960	3.379	3.702	3.851	2.111	males
	ženski	5.664	2.953	3.570	3.420	3.300	1.787	females

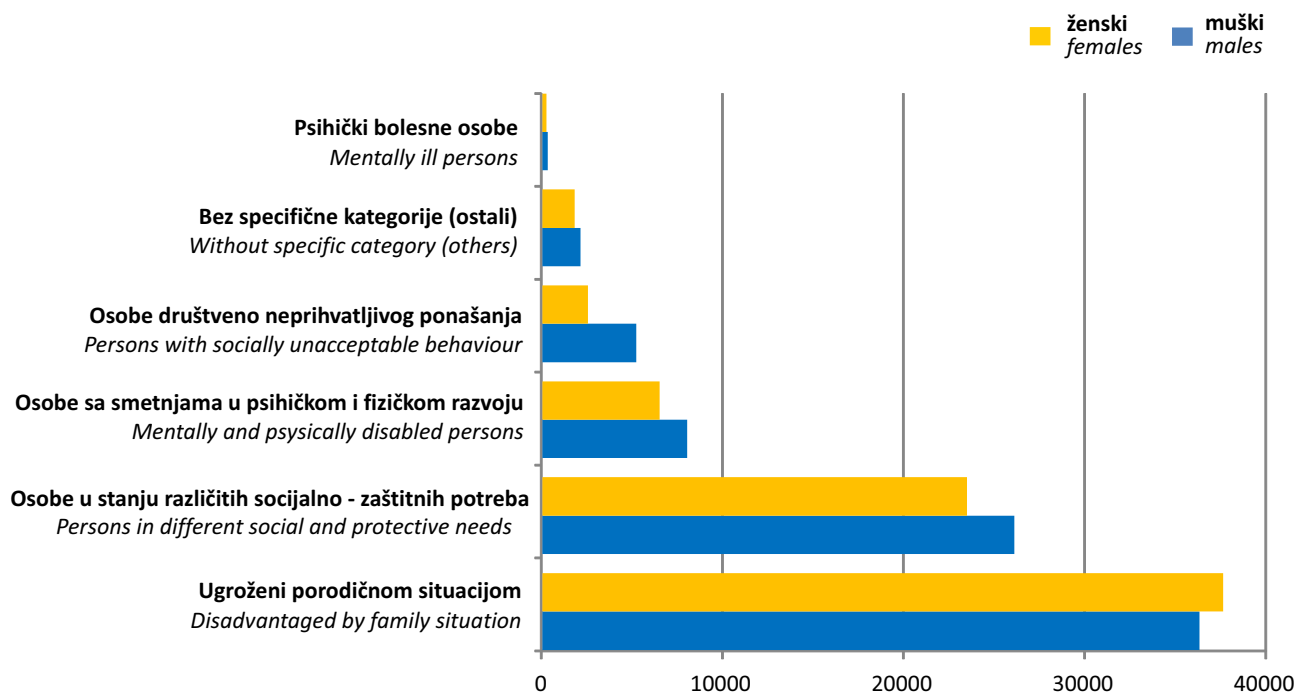
**Grafikon 2.**  
Graph 2

**Maloljetni korisnici socijalne zaštite prema spolu**  
*Minor - beneficiaries of social welfare by sex*



**Grafikon 3.**  
Graph 3

**Maloljetni korisnici socijalne zaštite prema grupama kategorija i spolu u 2013. godini**  
*Minor beneficiaries of social welfare by type of category and sex in 2013*



**5. Maloljetni korisnici prema kategorijama, spolu i starosnim grupama u 2013. godini**  
*Minor beneficiaries by category, sex and age in 2013*

Kategorija korisnika <i>Category of beneficiary</i>		Ukupno <i>Total</i>	Starost / Age				
			ispod 7 godina <i>under 7 years</i>	7 - 14	15 - 16	17 - 18	
<b>UKUPNO</b> <i>TOTAL</i>	<b>svega</b>	<b>150.756</b>	<b>32.428</b>	<b>44.394</b>	<b>37.455</b>	<b>36.479</b>	<b>all</b>
	muški	78.341	16.048	22.067	20.150	20.076	<i>males</i>
	ženski	72.415	16.380	22.327	17.305	16.403	<i>females</i>
<b>UGROŽENI PORODIČNOM SITUACIJOM</b> <i>DISADVANTAGED BY FAMILY SITUATION</i>	<b>svega</b>	<b>74.274</b>	<b>17.317</b>	<b>22.935</b>	<b>18.090</b>	<b>15.932</b>	<b>all</b>
	muški	36.482	8.154	10.687	9.129	8.512	<i>males</i>
	ženski	37.792	9.163	12.248	8.961	7.420	<i>females</i>
<b>Djeca bez oba roditelja</b> <i>Children without both parents</i>	<b>svega</b>	<b>828</b>	<b>138</b>	<b>295</b>	<b>241</b>	<b>154</b>	<b>all</b>
	muški	426	80	153	123	70	<i>males</i>
	ženski	402	58	142	118	84	<i>females</i>
<b>Djeca nepoznatih roditelja</b> <i>Children of unknown parents</i>	<b>svega</b>	<b>41</b>	<b>14</b>	<b>14</b>	<b>6</b>	<b>7</b>	<b>all</b>
	muški	24	10	9	3	2	<i>males</i>
	ženski	17	4	5	3	5	<i>females</i>
<b>Djeca napuštena od roditelja</b> <i>Children abandoned by parents</i>	<b>svega</b>	<b>710</b>	<b>148</b>	<b>291</b>	<b>152</b>	<b>119</b>	<b>all</b>
	muški	364	69	142	85	68	<i>males</i>
	ženski	346	79	149	67	51	<i>females</i>
<b>Djeca roditelja spriječenih da obavljaju roditeljsku dužnost</b> <i>Children of parents prevented from performing parental duty</i>	<b>svega</b>	<b>768</b>	<b>229</b>	<b>293</b>	<b>143</b>	<b>103</b>	<b>all</b>
	muški	426	139	158	74	55	<i>males</i>
	ženski	342	90	135	69	48	<i>females</i>
<b>Djeca roditelja lišenih roditeljskih prava</b> <i>Children of parents deprived of parental rights</i>	<b>svega</b>	<b>138</b>	<b>29</b>	<b>52</b>	<b>26</b>	<b>31</b>	<b>all</b>
	muški	75	18	30	10	17	<i>males</i>
	ženski	63	11	22	16	14	<i>females</i>
<b>Djeca roditelja koja nemaju dovoljno prihoda</b> <i>Children of parents who have not enough income for care</i>	<b>svega</b>	<b>55.911</b>	<b>13.280</b>	<b>16.580</b>	<b>13.348</b>	<b>12.703</b>	<b>all</b>
	muški	26.335	6.115	7.337	6.384	6.499	<i>males</i>
	ženski	29.576	7.165	9.243	6.964	6.204	<i>females</i>
<b>Djeca roditelja koji zanemaruju ili zlostavljaju djecu</b> <i>Parents neglect or molest children</i>	<b>svega</b>	<b>2.870</b>	<b>803</b>	<b>976</b>	<b>685</b>	<b>406</b>	<b>all</b>
	muški	1.468	411	503	340	214	<i>males</i>
	ženski	1.402	392	473	345	192	<i>females</i>
<b>Djeca čiji je razvoj ometen porodičnim prilikama</b> <i>Children whose development is hindered by family situation</i>	<b>svega</b>	<b>8.502</b>	<b>2.230</b>	<b>3.017</b>	<b>2.010</b>	<b>1.245</b>	<b>all</b>
	muški	4.371	1.083	1.492	1.064	732	<i>males</i>
	ženski	4.131	1.147	1.525	946	513	<i>females</i>
<b>Odgojno zanemarena i zapuštena djeca</b> <i>Socially neglected and maladjusted children</i>	<b>svega</b>	<b>4.506</b>	<b>446</b>	<b>1.417</b>	<b>1.479</b>	<b>1.164</b>	<b>all</b>
	muški	2.993	229	863	1.046	855	<i>males</i>
	ženski	1.513	217	554	433	309	<i>females</i>

Kategorija korisnika <i>Category of beneficiary</i>	Ukupno <i>Total</i>	Starost / Age					
		ispod 7 godina <i>under 7 years</i>	7 - 14	15 - 16	17 - 18		
<b>OSOBE SA SMETNJAMA U PSIHIČKOM I FIZIČKOM RAZVOJU</b> <i>MENTALLY AND PHYSICALLY DISABLED PERSONS</i>	<b>svoga</b> muški ženski	<b>14.549</b> 8.038 6.511	<b>2730</b> 1446 1284	<b>5574</b> 3000 2574	<b>3.552</b> 1.977 1.575	<b>2.693</b> 1.615 1.078	<b>all</b> <i>males</i> <i>females</i>
<b>Sa oštećenjem vida</b> <i>With visual impairment</i>	<b>svoga</b> muški ženski	<b>901</b> 484 417	<b>160</b> 89 71	<b>337</b> 184 153	<b>225</b> 109 116	<b>179</b> 102 77	<b>all</b> <i>males</i> <i>females</i>
<b>Sa oštećenjem sluha</b> <i>With visual impairment</i>	<b>svoga</b> muški ženski	<b>836</b> 422 414	<b>172</b> 86 86	<b>304</b> 153 151	<b>209</b> 104 105	<b>151</b> 79 72	<b>all</b> <i>males</i> <i>females</i>
<b>Sa poremećajima u glasu i govoru</b> <i>With voice and speech impediments</i>	<b>svoga</b> muški ženski	<b>1.035</b> 575 460	<b>235</b> 132 103	<b>391</b> 205 186	<b>238</b> 135 103	<b>171</b> 103 68	<b>all</b> <i>males</i> <i>females</i>
<b>Fizički invalidne osobe</b> <i>Physically disabled persons</i>	<b>svoga</b> muški ženski	<b>2.334</b> 1.234 1.100	<b>474</b> 239 235	<b>823</b> 418 405	<b>596</b> 293 303	<b>441</b> 286 155	<b>all</b> <i>males</i> <i>females</i>
<b>Mentalno zaostale osobe</b> <i>Mentally disabled persons</i>	<b>svoga</b> muški ženski	<b>4.348</b> 2.351 1.997	<b>741</b> 374 367	<b>1.789</b> 957 832	<b>986</b> 547 439	<b>832</b> 473 359	<b>all</b> <i>males</i> <i>females</i>
<b>Sa poremećajima u ponašanju i ličnosti</b> <i>With behavioural and personality disorders</i>	<b>svoga</b> muški ženski	<b>742</b> 480 262	<b>61</b> 28 33	<b>159</b> 86 73	<b>311</b> 220 91	<b>211</b> 146 65	<b>all</b> <i>males</i> <i>females</i>
<b>Sa kombinovanim smetnjama</b> <i>With combined handicaps</i>	<b>svoga</b> muški ženski	<b>4.353</b> 2.492 1.861	<b>887</b> 489 387	<b>1.771</b> 997 774	<b>987</b> 569 418	<b>708</b> 426 282	<b>all</b> <i>males</i> <i>females</i>
<b>OSOBE DRUŠTVENO NEPRIHVATLJIVOG PONAŠANJA</b> <i>PERSONS WITH SOCIAL UNACCEPTABLE BEHAVIOR</i>	<b>svoga</b> muški ženski	<b>7.738</b> 5.203 2.535	<b>472</b> 239 233	<b>1.512</b> 909 603	<b>2.568</b> 1.755 813	<b>3.186</b> 2.300 886	<b>all</b> <i>males</i> <i>females</i>
<b>Sklone skitnji</b> <i>Inclined to vagrancy</i>	<b>svoga</b> muški ženski	<b>984</b> 580 404	<b>57</b> 42 15	<b>298</b> 175 123	<b>372</b> 202 170	<b>257</b> 161 96	<b>all</b> <i>males</i> <i>females</i>
<b>Sklone prosjačenju</b> <i>Inclined to begging</i>	<b>svoga</b> muški ženski	<b>1.498</b> 779 719	<b>266</b> 123 143	<b>557</b> 260 297	<b>391</b> 210 181	<b>284</b> 186 98	<b>all</b> <i>males</i> <i>females</i>
<b>Sklone prostituciji</b> <i>Inclined to prostitution</i>	<b>svoga</b> muški ženski	<b>157</b> 33 124	<b>10</b> 2 8	<b>12</b> 2 10	<b>64</b> 13 51	<b>71</b> 16 55	<b>all</b> <i>males</i> <i>females</i>
<b>Sklone vršenju krivičnih djela</b> <i>Inclined to committing criminal acts</i>	<b>svoga</b> muški ženski	<b>4.305</b> 3.250 1.055	<b>136</b> 70 66	<b>584</b> 429 155	<b>1.460</b> 1.139 321	<b>2.125</b> 1.612 513	<b>all</b> <i>males</i> <i>females</i>



Kategorija korisnika Category of beneficiary		Ukupno Total	Starost / Age				
			ispod 7 godina under 7 years	7 - 14	15 - 16	17 - 18	
Alkoholičari <i>Alcoholics</i>	svoga	<b>360</b>	<b>3</b>	<b>38</b>	<b>122</b>	<b>197</b>	<b>all</b>
	muški	247	2	35	72	138	males
	ženski	113	1	3	50	59	females
Narkomani <i>Drug addicts</i>	svoga	<b>434</b>	<b>0</b>	<b>23</b>	<b>159</b>	<b>252</b>	<b>all</b>
	muški	314	0	8	119	187	males
	ženski	120	0	15	40	65	females
PSIHIČKI BOLESNE OSOBE <i>MENTALLY ILL PERSONS</i>	svoga	<b>521</b>	<b>38</b>	<b>93</b>	<b>144</b>	<b>246</b>	<b>all</b>
	muški	301	21	53	83	144	males
	ženski	220	17	40	61	102	females
OSOBE U STANJU RAZLIČITIH SOCIJALNO-ZAŠTITNIH POTREBA <i>PERSONS IN DIFFERENT SOCIAL AND PROTECTIVE NEEDS</i>	svoga	<b>49.776</b>	<b>10.946</b>	<b>13.163</b>	<b>12.172</b>	<b>13.495</b>	<b>all</b>
	muški	26.206	5.709	6.838	6.693	6.966	males
	ženski	23.570	5.237	6.325	5.479	6.529	females
Sa teškim stambenim prilikama <i>With serious housing problems</i>	svoga	<b>5.559</b>	<b>1.216</b>	<b>1.516</b>	<b>1.628</b>	<b>1.199</b>	<b>all</b>
	muški	3.134	626	840	958	710	males
	ženski	2.425	590	649	670	489	females
Vratile se sa izdržavanja kazne <i>Returned from imprisonment</i>	svoga	<b>56</b>	<b>0</b>	<b>3</b>	<b>13</b>	<b>40</b>	<b>all</b>
	muški	43	0	2	9	32	males
	ženski	13	0	1	4	8	females
Stradale u elementarnim nepogodama <i>Suffered in natural disasters</i>	svoga	<b>62</b>	<b>13</b>	<b>20</b>	<b>15</b>	<b>14</b>	<b>all</b>
	muški	37	9	14	6	8	males
	ženski	25	4	6	9	6	females
Civilne žrtve rata <i>Civil victims of war</i>	svoga	<b>126</b>	<b>11</b>	<b>23</b>	<b>34</b>	<b>58</b>	<b>all</b>
	muški	80	8	16	22	34	males
	ženski	46	3	7	12	24	females
Članovi porodice civilnih žrtava rata <i>Members of family of civil victims of war</i>	svoga	<b>320</b>	<b>14</b>	<b>42</b>	<b>86</b>	<b>178</b>	<b>all</b>
	muški	180	6	20	50	104	males
	ženski	140	8	22	36	74	females
Kojima su potrebne usluge socijalnog rada <i>Who need services of social welfare</i>	svoga	<b>43.653</b>	<b>9.692</b>	<b>11.559</b>	<b>10.396</b>	<b>12.006</b>	<b>all</b>
	muški	22.732	5.060	5.946	5.648	6.078	males
	ženski	20.921	4.632	5.613	4.748	5.928	females
BEZ SPECIFIČNE KATEGORIJE (OSTALI) <i>WITHOUT SPECIFIC CATEGORY (OTHERS)</i>	svoga	<b>3.898</b>	<b>925</b>	<b>1.117</b>	<b>929</b>	<b>927</b>	<b>all</b>
	muški	2.111	479	580	513	539	males
	ženski	1.787	446	537	416	388	females

**PUNOLJETNI KORISNICI SOCIJALNE ZAŠTITE PREMA KATEGORIJAMA I SPOLU**  
*ADULT BENEFICIARIES OF SOCIAL WELFARE BY CATEGORIES AND SEX*

**6. Korisnici prema kategorijama i spolu**  
*Beneficiaries by category and sex*

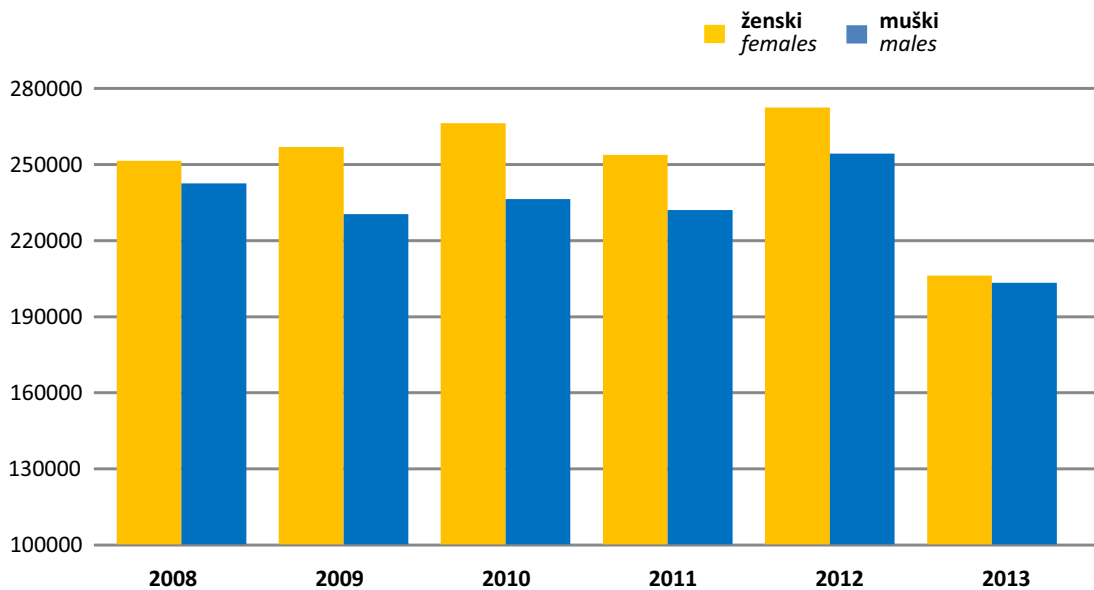
Kategorija korisnika <i>Category of beneficiary</i>		2008.	2009.	2010.	2011.	2012.	2013.	
<b>UKUPNO</b> <i>TOTAL</i>	<b>svoga</b>	<b>490.288</b>	<b>483.590</b>	<b>498.828</b>	<b>482.228</b>	<b>522.701</b>	<b>406.705</b>	<b>all</b>
	muški	240.733	228.684	234.661	230.326	252.359	201.919	males
	ženski	249.555	254.906	264.167	251.902	270.342	204.786	females
<b>KORISNICI SUBVENCIONIRANIH TROŠKOVA</b> <i>BENEFICIARIES OF SUBVENTIONS</i>	<b>svoga</b>	<b>23.059</b>	<b>25.801</b>	<b>30.062</b>	<b>15.675</b>	<b>26.231</b>	<b>15.445</b>	<b>all</b>
	muški	10.192	12.110	13.345	7.370	11.837	8.243	males
	ženski	12.867	13.691	16.717	8.305	14.394	7.202	females
<b>OSOBE SA SMETNJAMA U PSIHIČKOM I FIZIČKOM RAZVOJU</b> <i>MENTALLY AND PHYSICALLY DISABLED PERSONS</i>	<b>svoga</b>	<b>43.484</b>	<b>40.128</b>	<b>40.058</b>	<b>38.832</b>	<b>40.536</b>	<b>40.162</b>	<b>all</b>
	muški	21.482	20.998	20.604	20.330	21.306	20.604	males
	ženski	22.002	19.130	19.454	18.502	19.230	19.558	females
<b>Sa oštećenjem vida</b> <i>With visual impairment</i>	<b>svoga</b>	<b>4.031</b>	<b>4.009</b>	<b>3.732</b>	<b>3.474</b>	<b>3.437</b>	<b>3.527</b>	<b>all</b>
	muški	2.015	2.108	1.897	1.939	1.880	1.867	males
	ženski	2.016	1.901	1.835	1.535	1.557	1.660	females
<b>Sa oštećenjem sluha</b> <i>With hearing impairment</i>	<b>svoga</b>	<b>2.999</b>	<b>2.858</b>	<b>2.833</b>	<b>2.720</b>	<b>2.661</b>	<b>2.612</b>	<b>all</b>
	muški	1.540	1.516	1.470	1.454	1.427	1.370	males
	ženski	1.459	1.342	1.363	1.266	1.234	1.242	females
<b>Sa poremećajima u glasu i govoru</b> <i>With voice and speech impediments</i>	<b>svoga</b>	<b>1.251</b>	<b>1.025</b>	<b>1.878</b>	<b>962</b>	<b>1.040</b>	<b>1.026</b>	<b>all</b>
	muški	652	569	1.075	553	634	581	males
	ženski	599	456	803	409	406	445	females
<b>Fizički invalidne osobe</b> <i>Physically disabled persons</i>	<b>svoga</b>	<b>16.630</b>	<b>15.178</b>	<b>14.441</b>	<b>13.993</b>	<b>14.912</b>	<b>14.779</b>	<b>all</b>
	muški	7.762	7.661	7.073	6.860	7.544	7.182	males
	ženski	8.868	7.517	7.368	7.133	7.368	7.597	females
<b>Mentalno nedovoljno razvijene osobe</b> <i>Mentally disabled persons</i>	<b>svoga</b>	<b>10.950</b>	<b>9.900</b>	<b>10.028</b>	<b>10.307</b>	<b>10.590</b>	<b>10.392</b>	<b>all</b>
	muški	5.854	5.411	5.372	5.634	5.682	5.480	males
	ženski	5.096	4.489	4.656	4.673	4.908	4.912	females
<b>Sa poremećajima u ponašanju i ličnosti</b> <i>With behavioural and personality disorders</i>	<b>svoga</b>	<b>1.725</b>	<b>1.694</b>	<b>1.723</b>	<b>1.326</b>	<b>1.659</b>	<b>1.428</b>	<b>all</b>
	muški	1.018	921	959	784	945	816	males
	ženski	707	773	764	542	714	612	females
<b>Sa kombinovanim smetnjama</b> <i>With combined disabilities</i>	<b>svoga</b>	<b>5.898</b>	<b>5.464</b>	<b>5.423</b>	<b>6.050</b>	<b>6.237</b>	<b>6.398</b>	<b>all</b>
	muški	2.641	2.812	2.758	3.106	3.194	3.308	males
	ženski	3.257	2.652	2.665	2.944	3.043	3.090	females
<b>OSOBE DRUŠTVENO NEPRIHVATLJIVOG PONAŠANJA</b> <i>PERSONS WITH SOCIAL UNACCEPTABLE BEHAVIOR</i>	<b>svoga</b>	<b>8.177</b>	<b>7.969</b>	<b>8.241</b>	<b>8.671</b>	<b>9.260</b>	<b>8.998</b>	<b>all</b>
	muški	5.803	5.800	5.845	6.338	6.761	6.533	males
	ženski	2.374	2.169	2.396	2.333	2.499	2.465	females
<b>Sklone skitnji</b> <i>Inclined to vagrancy</i>	<b>svoga</b>	<b>1.094</b>	<b>1.023</b>	<b>1.059</b>	<b>1.091</b>	<b>1.220</b>	<b>1.106</b>	<b>all</b>
	muški	610	608	616	642	711	642	males
	ženski	484	415	443	449	509	464	females

Kategorija korisnika <i>Category of beneficiary</i>		2008.	2009.	2010.	2011.	2012.	2013.	
<b>Sklone prosjačenju</b> <i>Inclined to begging</i>	<b>svoga</b>	<b>1.250</b>	<b>1.222</b>	<b>1.275</b>	<b>1.255</b>	<b>1.422</b>	<b>1.387</b>	<b>all</b>
	muški	578	578	560	530	632	558	males
	ženski	672	644	715	725	790	829	females
<b>Sklone prostituciji</b> <i>Inclined to prostitution</i>	<b>svoga</b>	<b>386</b>	<b>242</b>	<b>249</b>	<b>231</b>	<b>280</b>	<b>280</b>	<b>all</b>
	muški	92	25	24	25	40	63	males
	ženski	294	217	225	206	240	217	females
<b>Sklone vršenju krivičnih djela</b> <i>Inclined to committing criminal acts</i>	<b>svoga</b>	<b>1.810</b>	<b>1.961</b>	<b>2.243</b>	<b>2.436</b>	<b>2.601</b>	<b>2.675</b>	<b>all</b>
	muški	1.502	1.660	1.839	2.090	2.287	2.350	males
	ženski	308	301	404	346	314	325	females
<b>Alkoholičari</b> <i>Alcoholics</i>	<b>svoga</b>	<b>2.818</b>	<b>2.815</b>	<b>2.737</b>	<b>2.947</b>	<b>2.969</b>	<b>2.865</b>	<b>all</b>
	muški	2.427	2.396	2.299	2.499	2.501	2.395	males
	ženski	391	419	438	448	468	470	females
<b>Narkomani</b> <i>Drug addicts</i>	<b>svoga</b>	<b>819</b>	<b>706</b>	<b>678</b>	<b>711</b>	<b>768</b>	<b>685</b>	<b>all</b>
	muški	594	533	507	552	590	525	males
	ženski	225	173	171	159	178	160	females
<b>PSIHIČKI BOLESNE OSOBE</b> <i>MENTALLY ILL PERSONS</i>	<b>svoga</b>	<b>6.327</b>	<b>6.496</b>	<b>6.497</b>	<b>7.511</b>	<b>7.785</b>	<b>7.743</b>	<b>all</b>
	muški	3.357	3.416	3.291	4.065	4.216	4.246	males
	ženski	2.970	3.080	3.206	3.446	3.569	3.497	females
<b>OSOBE KOJE NEMAJU DOVOLJNO PRIHODA ZA IZRŽAVANJE</b> <i>PERSONS NOT HAVING A SUFFICIENT INCOME TO SUPPORT THEMSELVES</i>	<b>svoga</b>	<b>173.515</b>	<b>171.687</b>	<b>175.243</b>	<b>172.641</b>	<b>193.333</b>	<b>174.191</b>	<b>all</b>
	muški	81.334	81.663	82.789	82.140	93.361	82.278	males
	ženski	92.181	90.024	92.454	90.501	99.972	91.913	females
<b>Materijalno neosigurane i za rad nesposobne osobe</b> <i>Financially unprovided persons and persons unable to work</i>	<b>svoga</b>	<b>39.546</b>	<b>39.961</b>	<b>40.185</b>	<b>38.987</b>	<b>43.999</b>	<b>38.848</b>	<b>all</b>
	muški	18.255	18.232	18.406	18.073	19.938	17.136	males
	ženski	21.291	21.729	21.779	20.914	24.061	21.712	females
<b>Stare osobe bez porodičnog staranja</b> <i>Old persons without family care</i>	<b>svoga</b>	<b>18.811</b>	<b>18.173</b>	<b>18.079</b>	<b>17.024</b>	<b>18.608</b>	<b>16.542</b>	<b>all</b>
	muški	8.240	8.171	8.077	7.121	8.552	7.403	males
	ženski	10.571	10.002	10.002	9.903	10.056	9.139	females
<b>Hronično bolesne</b> <i>Chronically ill</i>	<b>svoga</b>	<b>11.703</b>	<b>11.913</b>	<b>10.554</b>	<b>10.294</b>	<b>12.285</b>	<b>12.054</b>	<b>all</b>
	muški	5.502	5.183	4.751	4.767	5.674	5.530	males
	ženski	6.201	6.730	5.803	5.527	6.611	6.524	females
<b>Osobe kojima je zbog posebnih okolnosti potrebna socijalna zaštita</b> <i>Persons requiring social services due to specific circumstances</i>	<b>svoga</b>	<b>32.326</b>	<b>35.116</b>	<b>41.467</b>	<b>41.851</b>	<b>46.212</b>	<b>38.258</b>	<b>all</b>
	muški	15.935	17.081	20.486	20.738	23.055	18.749	males
	ženski	16.391	18.035	20.981	21.113	23.157	19.509	females
<b>Ostale osobe u stanju socijalne zaštite</b> <i>Other persons in need of social services</i>	<b>svoga</b>	<b>59.053</b>	<b>57.749</b>	<b>55.711</b>	<b>55.234</b>	<b>61.010</b>	<b>57.055</b>	<b>all</b>
	muški	29.137	29.720	27.559	27.849	31.249	28.716	males
	ženski	29.916	28.029	28.152	27.385	29.761	28.339	females

Kategorija korisnika <i>Category of beneficiary</i>		2008.	2009.	2010.	2011.	2012.	2013.	
Korisnici humanitarne pomoći <i>Beneficiaries of humanitarian aid</i>	svoga	12.076	8.775	9.247	9.251	11.219	11.434	<i>all</i>
	muški	4.265	3.276	3.510	3.592	4.893	4.744	<i>males</i>
	ženski	7.811	5.499	5.737	5.659	6.326	6.690	<i>females</i>
OSOBE U STANJU RAZLIČITIH SOCIJALNO-ZAŠTITNIH POTREBA <i>PERSONS IN DIFFERENT SOCIAL AND PROTECTIVE NEEDS</i>	svoga	218.500	215.322	219.295	216.922	221.901	141.106	<i>all</i>
	muški	110.860	98.735	100.627	101.260	105.144	70.823	<i>males</i>
	ženski	107.640	116.587	118.668	115.662	116.757	70.283	<i>females</i>
Sa teškim stambenim prilikama <i>With serious housing problems</i>	svoga	12.108	11.104	11.620	11.381	12.311	12.070	<i>all</i>
	muški	5.660	5.105	5.410	5.280	5.412	5.392	<i>males</i>
	ženski	6.448	5.999	6.210	6.101	6.899	6.678	<i>females</i>
Vratile se sa izdržavanja kazne <i>Returned from imprisonment</i>	svoga	254	287	447	551	708	798	<i>all</i>
	muški	220	264	432	530	688	751	<i>males</i>
	ženski	34	23	15	21	20	47	<i>females</i>
Stradale u elementarnim nepogodama <i>Suffered in natural disasters</i>	svoga	247	232	735	1.217	501	495	<i>all</i>
	muški	133	122	366	645	276	246	<i>males</i>
	ženski	114	110	369	572	225	249	<i>females</i>
Civilne žrtve rata <i>Civil victims of war</i>	svoga	3.204	3.132	3.076	3.161	3.217	3.139	<i>all</i>
	muški	1.770	1.737	1.630	1.574	1.684	1.653	<i>males</i>
	ženski	1.434	1.395	1.446	1.587	1.533	1.486	<i>females</i>
Članovi porodice civilnih žrtava rata <i>Members of family of civilian victims of war</i>	svoga	4.139	3.871	3.827	3.814	3.804	3.784	<i>all</i>
	muški	1.641	1.589	1.597	1.511	1.523	1.495	<i>males</i>
	ženski	2.498	2.282	2.230	2.303	2.281	2.289	<i>females</i>
Kojima su potrebne usluge socijalnog rada <i>In need of social welfare services</i>	svoga	198.548	196.696	199.590	196.798	201.360	120.820	<i>all</i>
	muški	101.436	89.918	91.192	91.720	95.561	61.286	<i>males</i>
	ženski	97.112	106.778	108.398	105.078	105.799	59.534	<i>females</i>
BEZ SPECIFIČNE KATEGORIJE <i>WITHOUT SPECIFIC CATEGORY</i>	svoga	17.226	16.187	19.432	21.976	23.655	19.060	<i>all</i>
	muški	7.705	5.962	8.160	8.823	9.734	9.192	<i>males</i>
	ženski	9.521	10.225	11.272	13.153	13.921	9.868	<i>females</i>

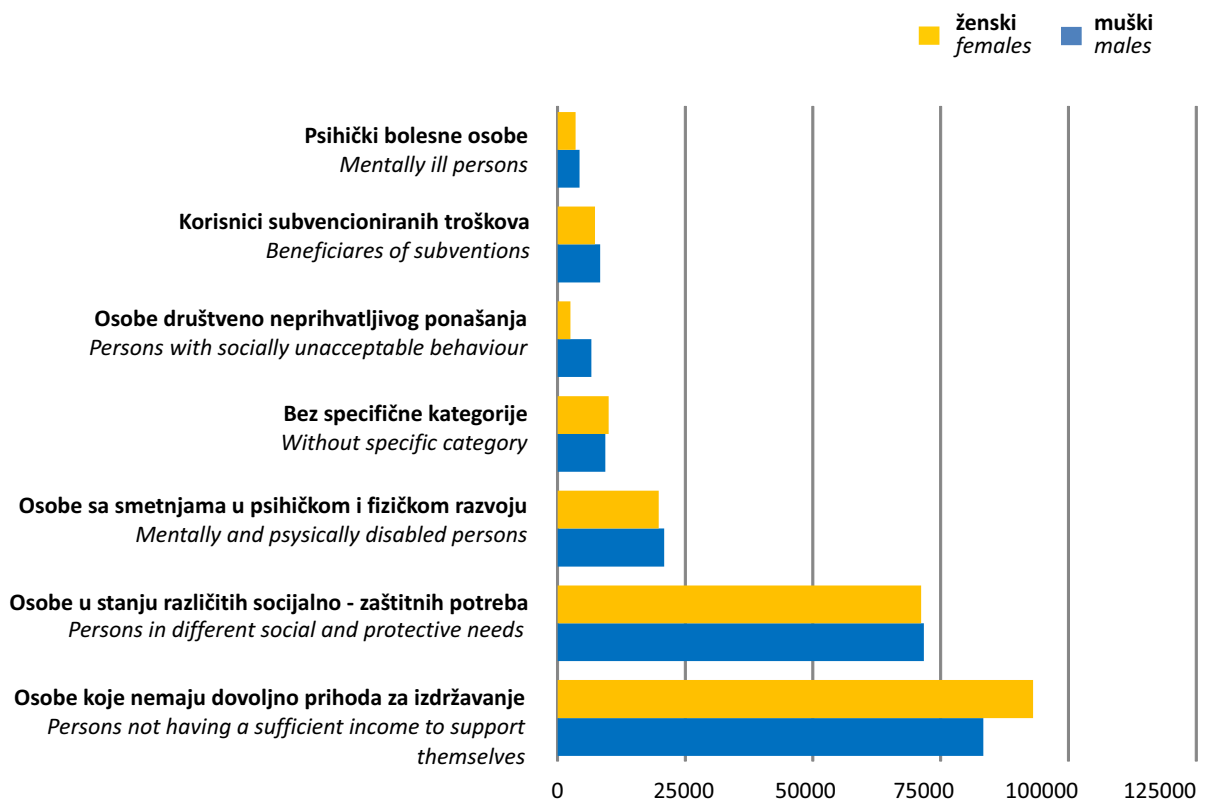
**Grafikon 4.**  
Graph 4

**Punoljetni korisnici socijalne zaštite prema spolu**  
*Adult beneficiaries of social welfare by sex*



**Grafikon 5.**  
Graph 5

**Punoljetni korisnici socijalne zaštite prema grupama kategorija i spolu u 2013. godini**  
*Adult beneficiaries of social welfare by type of category and sex in 2013*



**7. Punoljetni korisnici prema kategorijama, spolu i starosnim grupama u 2013. godini**  
*Adult beneficiaries by category, sex and age in 2013*

Kategorija korisnika <i>Category of beneficiary</i>		Ukupno <i>Total</i>	Starost / Age						
			18 - 21	22 - 26	27 - 45	46 - 59	60 - 65	65 +	
<b>UKUPNO</b> <i>TOTAL</i>	<b>svega</b>	<b>406.705</b>	<b>30.306</b>	<b>45.777</b>	<b>79.734</b>	<b>90.514</b>	<b>75.382</b>	<b>84.992</b>	<b>all</b>
	muški	201.919	15.600	23.256	40.496	46.458	35.489	40.620	<i>males</i>
	ženski	204.786	14.706	22.521	39.238	44.056	39.893	44.372	<i>females</i>
<b>KORISNICI SUBVENCIONIRANIH TROŠKOVA</b> <i>BENEFICIARIES OF SUBVENTIONS</i>	<b>svega</b>	<b>15.445</b>	<b>387</b>	<b>684</b>	<b>3.919</b>	<b>3.418</b>	<b>2.390</b>	<b>4.647</b>	<b>all</b>
	muški	8.243	207	389	2.213	1.967	1.247	2.220	<i>males</i>
	ženski	7.202	180	295	1.706	1.451	1.143	2.427	<i>females</i>
<b>OSOBE SA SMETNJAMA U PSIHIČKOM I FIZIČKOM RAZVOJU</b> <i>MENTALLY AND PHYSICALLY DISABLED PERSONS</i>	<b>svega</b>	<b>40.162</b>	<b>3.360</b>	<b>4.528</b>	<b>9.062</b>	<b>8.444</b>	<b>6.379</b>	<b>8.389</b>	<b>all</b>
	muški	20.604	1.814	2.331	4.683	4.321	3.350	4.105	<i>males</i>
	ženski	19.558	1.546	2.197	4.379	4.123	3.029	4.284	<i>females</i>
<b>Sa oštećenjem vida</b> <i>With visual impairment</i>	<b>svega</b>	<b>3.527</b>	<b>222</b>	<b>324</b>	<b>545</b>	<b>696</b>	<b>717</b>	<b>1.023</b>	<b>all</b>
	muški	1.867	127	184	269	375	404	508	<i>males</i>
	ženski	1.660	95	140	276	321	313	515	<i>females</i>
<b>Sa oštećenjem sluha</b> <i>With hearing impairment</i>	<b>svega</b>	<b>2.612</b>	<b>176</b>	<b>289</b>	<b>562</b>	<b>501</b>	<b>503</b>	<b>581</b>	<b>all</b>
	muški	1.370	96	147	278	266	273	310	<i>males</i>
	ženski	1.242	80	142	284	235	230	271	<i>females</i>
<b>Sa poremećajima u glasu i govoru</b> <i>With voice and speech impediments</i>	<b>svega</b>	<b>1.026</b>	<b>153</b>	<b>144</b>	<b>230</b>	<b>179</b>	<b>171</b>	<b>149</b>	<b>all</b>
	muški	581	100	82	114	108	89	88	<i>males</i>
	ženski	445	53	62	116	71	82	61	<i>females</i>
<b>Fizički invalidne osobe</b> <i>Physically disabled persons</i>	<b>svega</b>	<b>14.779</b>	<b>862</b>	<b>1.176</b>	<b>2.281</b>	<b>3.170</b>	<b>2.747</b>	<b>4.543</b>	<b>all</b>
	muški	7.182	459	585	1.135	1.567	1.364	2.072	<i>males</i>
	ženski	7.597	403	591	1.146	1.603	1.383	2.471	<i>females</i>
<b>Mentalno nedovoljno razvijene osobe</b> <i>Mentally disabled persons</i>	<b>svega</b>	<b>10.392</b>	<b>1.003</b>	<b>1.341</b>	<b>3.318</b>	<b>2.434</b>	<b>1.179</b>	<b>1.117</b>	<b>all</b>
	muški	5.480	499	692	1.811	1.243	618	617	<i>males</i>
	ženski	4.912	504	649	1.507	1.191	561	500	<i>females</i>
<b>Sa poremećajima u ponašanju i ličnosti</b> <i>With behavioural and personality disorders</i>	<b>svega</b>	<b>1.428</b>	<b>235</b>	<b>333</b>	<b>361</b>	<b>213</b>	<b>166</b>	<b>120</b>	<b>all</b>
	muški	816	149	188	176	117	109	77	<i>males</i>
	ženski	612	86	145	185	96	57	43	<i>females</i>
<b>Sa kombinovanim smetnjama</b> <i>With combined disabilities</i>	<b>svega</b>	<b>6.398</b>	<b>709</b>	<b>921</b>	<b>1765</b>	<b>1251</b>	<b>896</b>	<b>856</b>	<b>all</b>
	muški	3.308	384	453	900	645	493	433	<i>males</i>
	ženski	3.090	325	468	865	606	403	423	<i>females</i>
<b>OSOBE DRUŠTVENO NEPRIHVATLJIVOG PONAŠANJA</b> <i>PERSONS WITH SOCIAL UNACCEPTABLE BEHAVIOR</i>	<b>svega</b>	<b>8.998</b>	<b>1.512</b>	<b>1.686</b>	<b>2.543</b>	<b>1.860</b>	<b>920</b>	<b>477</b>	<b>all</b>
	muški	6.533	1.003	1.140	1.930	1.420	680	360	<i>males</i>
	ženski	2.465	509	546	613	440	240	117	<i>females</i>

Kategorija korisnika Category of beneficiary	Ukupno Total	Starost / Age							
		18 - 21	22 - 26	27 - 45	46 - 59	60 - 65	65 +		
Sklone skitnji <i>Inclined to vagrancy</i>	<b>svoga</b>	<b>1.106</b>	<b>195</b>	<b>196</b>	<b>263</b>	<b>263</b>	<b>104</b>	<b>85</b>	<b>all</b>
	muški	642	100	97	149	181	70	45	males
	ženski	464	95	99	114	82	34	40	females
Sklone prosjačenju <i>Inclined to begging</i>	<b>svoga</b>	<b>1.387</b>	<b>242</b>	<b>260</b>	<b>279</b>	<b>280</b>	<b>210</b>	<b>116</b>	<b>all</b>
	muški	558	70	98	122	99	100	69	males
	ženski	829	172	162	157	181	110	47	females
Sklone prostituciji <i>Inclined to prostitution</i>	<b>svoga</b>	<b>280</b>	<b>83</b>	<b>82</b>	<b>83</b>	<b>28</b>	<b>2</b>	<b>2</b>	<b>all</b>
	muški	63	16	12	20	13	1	1	males
	ženski	217	67	70	63	15	1	1	females
Sklone vršenju krivičnih djela <i>Inclined to committing criminal acts</i>	<b>svoga</b>	<b>2.675</b>	<b>607</b>	<b>580</b>	<b>851</b>	<b>438</b>	<b>148</b>	<b>51</b>	<b>all</b>
	muški	2.350	531	506	751	393	124	45	males
	ženski	325	76	74	100	45	24	6	females
Alkoholičari <i>Alcoholics</i>	<b>svoga</b>	<b>2.865</b>	<b>203</b>	<b>347</b>	<b>854</b>	<b>796</b>	<b>443</b>	<b>222</b>	<b>all</b>
	muški	2.395	163	267	712	682	372	199	males
	ženski	470	40	80	142	114	71	23	females
Narkomani <i>Drug addicts</i>	<b>svoga</b>	<b>685</b>	<b>182</b>	<b>221</b>	<b>213</b>	<b>55</b>	<b>13</b>	<b>1</b>	<b>all</b>
	muški	525	123	160	176	52	13	1	males
	ženski	160	59	61	37	3	-	-	females
<b>PSIHIČKI BOLESNE OSOBE</b> <i>MENTALLY ILL PERSONS</i>	<b>svoga</b>	<b>7.743</b>	<b>367</b>	<b>832</b>	<b>2.312</b>	<b>2.296</b>	<b>974</b>	<b>962</b>	<b>all</b>
	muški	4.246	193	500	1.319	1.223	508	503	males
	ženski	3.497	174	332	993	1.073	466	459	females
<b>OSOBE KOJE NEMAJU DOVOLJNO PRIHODA ZA IZDRŽAVANJE</b> <i>PERSONS NOT HAVING A SUFFICIENT INCOME TO SUPPORT THEMSELVES</i>	<b>svoga</b>	<b>174.191</b>	<b>10.176</b>	<b>15.837</b>	<b>29.346</b>	<b>37.281</b>	<b>38.721</b>	<b>42.830</b>	<b>all</b>
	muški	82.278	4.921	7.265	13.814	18.232	17.760	20.286	males
	ženski	91.913	5.255	8.572	15.532	19.049	20.961	22.544	females
Materijalno neosigurane i za rad nesposobne osobe <i>Financially unprovided persons and persons unable to work</i>	<b>svoga</b>	<b>38.848</b>	<b>1.190</b>	<b>1.901</b>	<b>4.332</b>	<b>6.936</b>	<b>11.193</b>	<b>13.296</b>	<b>all</b>
	muški	17.136	588	795	1.797	2.845	4.995	6.116	males
	ženski	21.712	602	1.106	2.535	4.091	6.198	7.180	females
Stare osobe bez porodičnog staranja <i>Old persons without family care</i>	<b>svoga</b>	<b>16.542</b>	-	-	-	-	<b>6.464</b>	<b>10.078</b>	<b>all</b>
	muški	7.403	-	-	-	-	3.171	4.232	males
	ženski	9.139	-	-	-	-	3.293	5.846	females
Hronično bolesne <i>Chronically ill</i>	<b>svoga</b>	<b>12.054</b>	<b>937</b>	<b>1.444</b>	<b>2.522</b>	<b>4.207</b>	<b>1.496</b>	<b>1.448</b>	<b>all</b>
	muški	5.530	386	634	1.153	1.997	635	725	males
	ženski	6.524	551	810	1.369	2.210	861	723	females
Osobe kojima je zbog posebnih okolnosti potrebna socijalna zaštita <i>Persons requiring social services due to specific circumstances</i>	<b>svoga</b>	<b>38.258</b>	<b>2.324</b>	<b>4.197</b>	<b>9.149</b>	<b>9.817</b>	<b>6.535</b>	<b>6.236</b>	<b>all</b>
	muški	18.749	1.107	1.766	4.429	5.314	2.756	3.377	males
	ženski	19.509	1.217	2.431	4.720	4.503	3.779	2.859	females

Kategorija korisnika Category of beneficiary		Ukupno Total	Starost / Age						
			18 - 21	22 - 26	27 - 45	46 - 59	60 - 65	65 +	
<b>Ostale osobe u stanju socijalne zaštite</b> <i>Other persons in need of social services</i>	<b>svega</b>	<b>57.055</b>	<b>4.934</b>	<b>7.232</b>	<b>11.522</b>	<b>14.249</b>	<b>10.030</b>	<b>9.088</b>	<b>all</b>
	muški	28.716	2.509	3.580	5.582	7.247	4.951	4.847	males
	ženski	28.339	2.425	3.652	5.940	7.002	5.079	4.241	females
<b>Korisnici humanitarne pomoći</b> <i>Beneficiaries of humanitarian aid</i>	<b>svega</b>	<b>11.434</b>	<b>791</b>	<b>1.063</b>	<b>1.821</b>	<b>2.126</b>	<b>3.003</b>	<b>2.684</b>	<b>all</b>
	muški	4.744	331	490	853	829	1.252	989	males
	ženski	6.690	460	573	968	1.243	1.751	1.695	females
<b>OSOBE U STANJU RAZLIČITIH SOCIJALNO-ZAŠTITNIH POTREBA</b> <i>PERSONS IN DIFFERENT SOCIAL AND PROTECTIVE NEEDS</i>	<b>svega</b>	<b>141.106</b>	<b>13.646</b>	<b>20.627</b>	<b>28.730</b>	<b>32.927</b>	<b>22.850</b>	<b>22.326</b>	<b>all</b>
	muški	70.823	6.984	10.942	14.655	17.052	10.314	10.876	males
	ženski	70.283	6.662	9.685	14.075	15.875	12.536	11.450	females
<b>Sa teškim stambenim prilikama</b> <i>With serious housing problems</i>	<b>svega</b>	<b>12.070</b>	<b>736</b>	<b>1.512</b>	<b>2.357</b>	<b>2.552</b>	<b>3.120</b>	<b>1.793</b>	<b>all</b>
	muški	5392	348	736	1130	1146	1084	948	males
	ženski	6678	388	776	1227	1406	2036	845	females
<b>Vratile se sa izdržavanja kazne</b> <i>Returned from imprisonment</i>	<b>svega</b>	<b>798</b>	<b>46</b>	<b>149</b>	<b>339</b>	<b>192</b>	<b>58</b>	<b>14</b>	<b>all</b>
	muški	751	44	144	313	185	52	13	males
	ženski	47	2	5	26	7	6	1	females
<b>Stradale u elementarnim nepogodama</b> <i>Suffered in natural disasters</i>	<b>svega</b>	<b>495</b>	<b>57</b>	<b>71</b>	<b>109</b>	<b>108</b>	<b>79</b>	<b>71</b>	<b>all</b>
	muški	246	32	32	60	56	33	33	males
	ženski	249	25	39	49	52	46	38	females
<b>Civilne žrtve rata</b> <i>Civil victims of war</i>	<b>svega</b>	<b>3.139</b>	<b>136</b>	<b>309</b>	<b>733</b>	<b>947</b>	<b>548</b>	<b>466</b>	<b>all</b>
	muški	1.653	53	166	389	496	275	274	males
	ženski	1.486	83	143	344	451	273	192	females
<b>Članovi porodice civilnih žrtava rata</b> <i>Members of family of civilian victims of war</i>	<b>svega</b>	<b>3.784</b>	<b>197</b>	<b>309</b>	<b>496</b>	<b>849</b>	<b>773</b>	<b>1.160</b>	<b>all</b>
	muški	1.495	78	140	194	328	304	451	males
	ženski	2.289	119	169	302	521	469	709	females
<b>Kojima su potrebne usluge socijalnog rada</b> <i>In need of social welfare services</i>	<b>svega</b>	<b>120.820</b>	<b>12.474</b>	<b>18.277</b>	<b>24.696</b>	<b>28.279</b>	<b>18.272</b>	<b>18.822</b>	<b>all</b>
	muški	61.286	6.429	9.724	12.569	14.841	8.566	9.157	males
	ženski	59.534	6.045	8.553	12.127	13.438	9.706	9.665	females
<b>BEZ SPECIFIČNE KATEGORIJE</b> <i>WITHOUT SPECIFIC CATEGORY</i>	<b>svega</b>	<b>19.060</b>	<b>858</b>	<b>1.583</b>	<b>3.822</b>	<b>4.288</b>	<b>3.148</b>	<b>5.361</b>	<b>all</b>
	muški	9.192	478	689	1.882	2.243	1.630	2.270	males
	ženski	9.868	380	894	1.940	2.045	1.518	3.091	females



# **OBLICI I USLUGE SOCIJALNE ZAŠTITE**

**FORMS ANDSERVICES OF SOCIAL WELFARE**



**8. Oblici i usluge socijalne zaštite - maloljetni korisnici**  
*Forms and services of social welfare - minors beneficiaries*

<b>Kategorija korisnika</b> <i>Category of beneficiaries</i>	<b>2008.</b>	<b>2009.</b>	<b>2010.</b>	<b>2011.</b>	<b>2012.</b>	<b>2013.</b>
<b>UKUPNO</b> <i>TOTAL</i>	<b>72.775</b>	<b>100.929</b>	<b>102.871</b>	<b>99.039</b>	<b>94.063</b>	<b>90.883</b>
<b>STARATELJSTVO I USVOJENJE</b> <i>GUARDIANSHIP AND ADOPTION</i>	<b>3.234</b>	<b>2.478</b>	<b>2.344</b>	<b>2.799</b>	<b>2.728</b>	<b>2.555</b>
<b>Starateljstvo</b> <i>Guardianship</i>	1.744	1.599	1.587	1.868	1.601	1.647
<b>Starateljstvo za posebne slučajeve</b> <i>Guardianship for special cases</i>	1.421	821	699	843	1.060	858
<b>Usvojenje</b> <i>Adoption</i>	69	58	58	88	67	50
<b>SMJEŠTAJ U USTANOVE</b> <i>PLACEMENT IN INSTITUTIONS</i>	<b>1.839</b>	<b>1.757</b>	<b>1.924</b>	<b>1.714</b>	<b>1.914</b>	<b>1.670</b>
<b>U predškolske ustanove</b> <i>In pre-school institutions</i>	36	30	157	17	50	4
<b>U dom za djecu i omladinu</b> <i>In institution for children and adolescents</i>	150	154	156	148	99	85
<b>U ustanovu za djecu bez roditeljskog staranja</b> <i>In institutions for children deprived of parental care</i>	679	595	527	592	616	595
<b>Smještaj u drugu porodicu</b> <i>With foster family</i>	610	599	639	564	712	587
<b>U učenički ili studentski dom</b> <i>In pupil or student hostel</i>	80	37	71	46	37	54
<b>U ustanovu za rehabilitaciju i zaštitu</b> <i>In institution for rehabilitation and care</i>	158	195	175	188	198	144
<b>U druge ustanove socijalne zaštite</b> <i>In other social welfare facilities</i>	126	147	199	159	202	201
<b>ODGOJNE MJERE ZAŠTITE I SIGURNOSTI</b> <b>PREMA MALOLJETNICIMA</b> <i>EDUCATIONAL AND PROTECTIVE MEASURES TO MINORS</i>	<b>1.487</b>	<b>1.576</b>	<b>1.855</b>	<b>1.851</b>	<b>1.635</b>	<b>1.533</b>
<b>Sudski ukor</b> <i>Court reprimand</i>	261	294	380	360	414	288

Kategorija korisnika <i>Category of beneficiaries</i>	2008.	2009.	2010.	2011.	2012.	2013.
<b>Pojačan nadzor roditelja ili staratelja</b> <i>Extensive surveillance by parents or guardians</i>	572	585	589	485	313	306
<b>Pojačan nadzor tijela starateljstva</b> <i>Extensive surveillance by guardian organization</i>	369	383	396	363	304	313
<b>Pojačan nadzor u drugoj porodici</b> <i>Extensive surveillance in foster family</i>	23	12	38	10	51	9
<b>Upućivanje u disciplinski centar</b> <i>Assignment to disciplinary centre</i>	17	37	31	51	82	91
<b>Upućivanje u odgojnu organizaciju</b> <i>Assignment to organization for upbringing</i>	26	19	30	12	14	24
<b>Upućivanje u odgojno-popravni dom</b> <i>Assignment to correctional institution</i>	18	18	19	26	19	26
<b>Upućivanje u maloljetnički pritvor</b> <i>Assignment to juvenile prison</i>	13	14	15	19	8	13
<b>Upućivanje u ustanovu za defektne maloljetnike</b> <i>Assignment to institution for defective minors</i>	5	3	2	-	2	3
<b>Ostale usluge</b> <i>Other services</i>	183	211	355	525	428	460
<b>POMOĆ ZA OSPOSOBLJAVANJE I PRIVREĐIVANJE</b> <i>ASSISTANCE IN VOCATIONAL TRAINING</i>	<b>326</b>	<b>397</b>	<b>351</b>	<b>863</b>	<b>976</b>	<b>1.312</b>
<b>Osposobljavanje za rad i privređivanje</b> <i>Vocational training</i>	220	256	257	448	535	781
<b>Pomoć za rehabilitaciju</b> <i>Assistance in rehabilitation</i>	88	120	86	409	430	513
<b>Uključivanje u radni odnos</b> <i>Employment</i>	16	4	8	5	8	15
<b>Uključivanje u ostale oblike rada (kućna radinost)</b> <i>Inclusion in other forms of work (working at home)</i>	2	17	-	1	3	3

Kategorija korisnika <i>Category of beneficiaries</i>	2008.	2009.	2010.	2011.	2012.	2013.
<b>NOVČANE POMOĆI</b> <i>ALLOWANCES</i>	<b>11.916</b>	<b>8.451</b>	<b>7.618</b>	<b>7.659</b>	<b>9.632</b>	<b>7.838</b>
<b>Stalna novčana pomoć</b> <i>Permanent allowance</i>	779	891	771	969	1.621	885
<b>Izuzetna novčana pomoć</b> <i>Special allowance</i>	227	57	340	384	737	408
<b>Jednokratna novčana pomoć</b> <i>One-off allowance</i>	3.514	3.403	2.492	2.899	3.432	3.435
<b>Prava na dodatak za pomoć i njegu od strane drugih osoba</b> <i>Entitlement to additional allowance for assistance and care rendered by other persons</i>	4.620	3.027	3.108	1.926	2.161	2.197
<b>Pomoć za opremu djeteta samohranim nezaposlenim roditeljima</b> <i>Allowance to single unemployed parents for outfitting a child</i>	2.776	1.073	907	1.481	1.681	913
<b>OSTALI OBLICI ZAŠTITE I USLUGA</b> <i>OTHER FORMS OF PROTECTION AND SERVICES</i>	<b>53.973</b>	<b>86.270</b>	<b>88.779</b>	<b>84.153</b>	<b>77.151</b>	<b>75.945</b>
<b>Zdravstvena zaštita na teret općine ili centra</b> <i>Health care at the expense of municipality or social welfare centre</i>	3.220	3.108	2.934	2.857	3.058	2.958
<b>Pomoć u rješavanju stambenog pitanja</b> <i>Assistance in solving housing problems</i>	187	149	161	137	228	144
<b>Mirenje bračnih partnera</b> <i>Reconciliation of spouses</i>	184	39	34	20	115	70
<b>Njega i pomoć u kući</b> <i>Care and assistance rendered at home</i>	152	3	44	82	106	137
<b>Pomoć u sređivanju konflitnih situacija</b> <i>Assistance in conflict resolution</i>	6.617	5.415	4.994	8.354	9.184	7.270
<b>Usluge socijalnog i drugog stručnog rada</b> <i>Services of social and other professional work</i>	38.937	70.925	75.935	68.293	58.152	59.023
<b>Pomoć za ishranu, ogrjev, odjeću i obuću</b> <i>Allowances for food, fuel, clothing and footwear</i>	4.676	6.631	4.677	4.410	6.308	6.343

**9. Oblici i usluge socijalne zaštite - punoljetni korisnici**  
*Forms and services of social welfare - adult beneficiaries*

<b>Kategorija korisnika</b> <i>Category of beneficiaries</i>	<b>2008.</b>	<b>2009.</b>	<b>2010.</b>	<b>2011.</b>	<b>2012.</b>	<b>2013.</b>
<b>UKUPNO</b> <i>TOTAL</i>	<b>424.225</b>	<b>392.856</b>	<b>418.492</b>	<b>398.636</b>	<b>380.161</b>	<b>332.783</b>
<b>STARATELJSTVO</b> <i>GUARDIANSHIP</i>	<b>7.705</b>	<b>7.197</b>	<b>5.288</b>	<b>5.917</b>	<b>5.763</b>	<b>6.972</b>
<b>Starateljstvo</b> <i>Guardianship</i>	3.898	3.597	2.645	2.888	3.050	3.127
<b>Starateljstvo za posebne slučajeve</b> <i>Guardianship for special cases</i>	3.807	3.600	2.643	3.029	2.713	3.845
<b>SMJEŠTAJ U USTANOVE</b> <i>PLACEMENT IN INSTITUTIONS</i>	<b>1.933</b>	<b>1.532</b>	<b>2.054</b>	<b>2.146</b>	<b>2.408</b>	<b>2.135</b>
<b>U ustanovu za rehabilitaciju i zaštitu</b> <i>In institution for rehabilitation and care</i>	266	125	447	586	366	379
<b>U druge ustanove socijalne zaštite</b> <i>In other social welfare facilities</i>	1.015	1.005	1.095	978	1.132	1.029
<b>Smještaj u dom za stare osobe</b> <i>In institution for old persons</i>	609	402	512	582	910	727
<b>POMOĆ ZA OSPOSOBLJAVANJE I PRIVREĐIVANJE</b> <i>ASSISTANCE IN VOCATIONAL TRAINING</i>	<b>336</b>	<b>328</b>	<b>187</b>	<b>233</b>	<b>467</b>	<b>1.381</b>
<b>Osposobljavanje za rad i privređivanje</b> <i>Vocational training</i>	74	89	74	39	224	543
<b>Pomoć za rehabilitaciju</b> <i>Assistance in rehabilitation</i>	54	178	62	122	137	125
<b>Uključivanje u radni odnos</b> <i>Employment</i>	194	51	31	38	67	294
<b>Uključivanje u ostale oblike rada (kućna radinost)</b> <i>Inclusion in other forms of work (working at home)</i>	14	10	20	34	39	419
<b>NOVČANE POMOĆI</b> <i>ALLOWANCES</i>	<b>108.739</b>	<b>92.027</b>	<b>88.841</b>	<b>84.117</b>	<b>91.184</b>	<b>85.617</b>
<b>Stalna novčana pomoć</b> <i>Permanent allowance</i>	16.718	16.927	17.889	16.153	17.797	14.311
<b>Izuzetna novčana pomoć</b> <i>Special allowance</i>	1.655	1.750	1.461	1.400	4.707	3.791

Kategorija korisnika <i>Category of beneficiaries</i>	2008.	2009.	2010.	2011.	2012.	2013.
<b>Jednokratna novčana pomoć</b> <i>One-off allowance</i>	44.270	35.420	37.140	34.737	35.365	35.725
<b>Prava na dodatak za pomoć i njegu od strane drugih osoba</b> <i>Entitlement to additional allowance for assistance and care rendered by other persons</i>	41.220	34.337	29.380	27.442	29.026	28.392
<b>Pomoć za opremu djeteta samohranim nezaposlenim roditeljima</b> <i>Allowance to single unemployed parents for outfitting a child</i>	4.876	3.593	2.971	4.385	4.289	3.398
<b>OSTALI OBLICI ZAŠTITE I USLUGA</b> <i>OTHER FORMS OF PROTECTION AND SERVICES</i>	<b>305.512</b>	<b>291.772</b>	<b>322.122</b>	<b>306.223</b>	<b>280.339</b>	<b>236.678</b>
<b>Zdravstvena zaštita na teret općine ili centra</b> <i>Health care at the expense of municipality or social welfare centre</i>	19.045	17.018	15.853	16.030	15.945	17.718
<b>Pomoć u rješavanju stambenog pitanja</b> <i>Assistance in solving housing problems</i>	607	965	672	681	558	501
<b>Mirenje bračnih partnera</b> <i>Reconciliation of spouses</i>	3.436	2.996	4.666	4.576	4.311	3.578
<b>Njega i pomoć u kući</b> <i>Care and assistance rendered at home</i>	1.113	500	798	1.597	1.027	527
<b>Pomoć u sređivanju konfliktnih situacija</b> <i>Assistance in conflict resolution</i>	9.814	9.139	14.616	11.535	16.126	10.794
<b>Usluge socijalnog i drugog stručnog rada</b> <i>Services of social and other professional work</i>	249.913	242.676	271.437	260.830	229.742	185.735
<b>Pomoć za ishranu, ogrjev, odjeću i obuću</b> <i>Allowances for food, fuel, clothing and footwear</i>	21.584	18.478	14.080	10.974	12.630	17.825





**USTANOVE SOCIJALNE ZAŠTITE**

---

**SOCIAL WELFARE INSTITUTIONS**



**DOMOVI ZA DJECU I OMLADINU BEZ RODITELJSKOG STARANJA <sup>1</sup>**  
*INSTITUTIONS FOR CHILDREN AND ADOLESCENTS WITHOUT PARENTAL CARE <sup>1</sup>*

**10. Korisnici prema spolu i starosti**

*Residents by sex and age*

		Ukupno <i>Total</i>	Godine starosti korisnika/ <i>Age of residents</i>					iznad 18 godina <i>over 18 years</i>	
			do 3 godine <i>under 3 years</i>	3 - 6	7 - 10	11 - 14	15 - 18		
	<b>svega</b>	<b>794</b>	<b>78</b>	<b>69</b>	<b>120</b>	<b>165</b>	<b>189</b>	<b>173</b>	<b>all</b>
<b>2008.</b>	muški	407	61	45	79	99	100	23	<i>males</i>
	ženski	387	17	24	41	66	89	150	<i>females</i>
	<b>svega</b>	<b>778</b>	<b>86</b>	<b>67</b>	<b>131</b>	<b>154</b>	<b>174</b>	<b>166</b>	<b>all</b>
<b>2009.</b>	muški	343	42	37	81	90	82	11	<i>males</i>
	ženski	435	44	30	50	64	92	155	<i>females</i>
	<b>svega</b>	<b>763</b>	<b>81</b>	<b>57</b>	<b>112</b>	<b>166</b>	<b>184</b>	<b>163</b>	<b>all</b>
<b>2010.</b>	muški	363	38	39	68	99	110	9	<i>males</i>
	ženski	400	43	18	44	67	74	154	<i>females</i>
	<b>svega</b>	<b>746</b>	<b>77</b>	<b>47</b>	<b>103</b>	<b>159</b>	<b>173</b>	<b>187</b>	<b>all</b>
<b>2011.</b>	muški	313	40	27	55	93	80	18	<i>males</i>
	ženski	433	37	20	48	66	93	169	<i>females</i>
	<b>svega</b>	<b>765</b>	<b>68</b>	<b>64</b>	<b>80</b>	<b>145</b>	<b>209</b>	<b>199</b>	<b>all</b>
<b>2012.</b>	muški	318	35	36	43	84	98	22	<i>males</i>
	ženski	447	33	28	37	61	111	177	<i>females</i>
	<b>svega</b>	<b>678</b>	<b>49</b>	<b>62</b>	<b>71</b>	<b>166</b>	<b>264</b>	<b>66</b>	<b>all</b>
<b>2013.</b>	muški	363	24	33	39	95	148	24	<i>males</i>
	ženski	315	25	29	32	71	116	42	<i>females</i>

<sup>1</sup> Brčko distrikt BiH nema podatke o domovima za djecu i omladinu bez roditeljskog staranja.

<sup>1</sup> District Brcko has no data on institutions for children and adolescents without parental care.

## 11. Korisnici prema roditeljima

*Residents by parents*

	2008.	2009.	2010.	2011.	2012.	2013.	
<b>UKUPNO</b>	<b>794</b>	<b>778</b>	<b>763</b>	<b>746</b>	<b>765</b>	<b>842</b>	<b>TOTAL</b>
<b>Bez oba roditelja</b>	122	121	123	125	145	46	<i>Without both parents</i>
<b>Samo sa majkom</b>	318	313	303	294	274	274	<i>Only with mother</i>
<b>Samo sa ocem</b>	64	70	67	53	65	54	<i>Only with father</i>
<b>Sa oba roditelja</b>	290	274	270	274	281	304	<i>With both parents</i>
<b>od toga djeca razvedenih roditelja</b>	144	126	152	128	161	164	<i>of which, children of divorced parents</i>

## 12. Struktura korisnika prema roditeljima

*Structure of residents by parents*

%

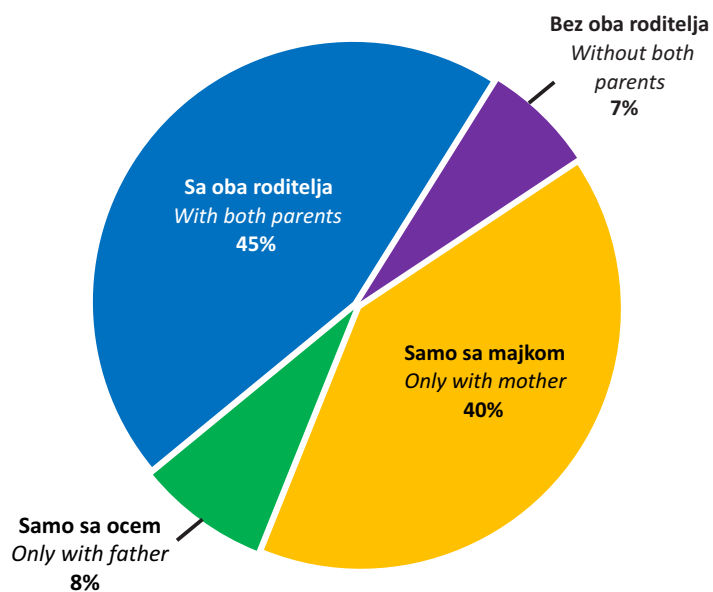
	2008.	2009.	2010.	2011.	2012.	2013.	
<b>Bez oba roditelja</b>	15,37	15,55	16,12	16,76	18,95	6,78	<i>Without both parents</i>
<b>Samo sa majkom</b>	40,05	40,23	39,71	39,41	35,82	40,41	<i>Only with mother</i>
<b>Samo sa ocem</b>	8,06	9,00	8,78	7,10	8,50	7,96	<i>Only with father</i>
<b>Sa oba roditelja</b>	36,52	35,22	35,39	36,73	36,73	44,84	<i>With both parents</i>

### Grafikon 6.

*Graph 6*

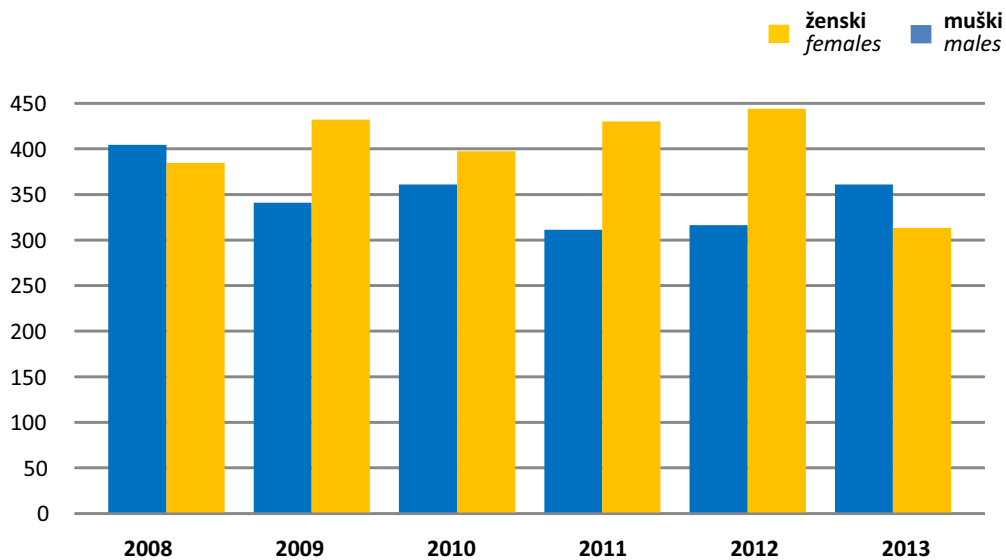
### Struktura korisnika domova za djecu i omladinu prema roditeljima u 2013. godini

*Structure of residents in institutions for children and adolescents in 2013*



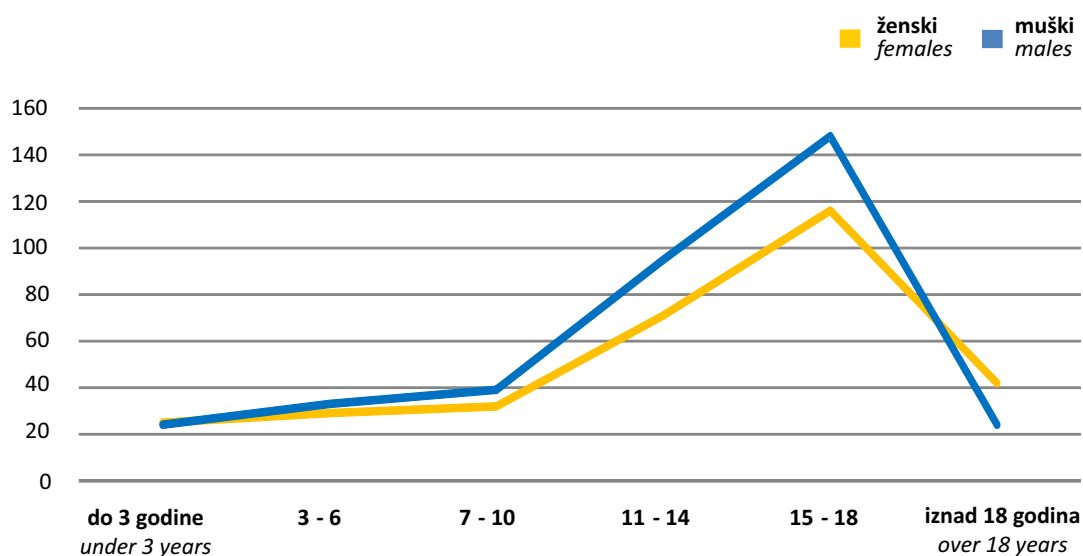
**Grafikon 7.**  
Graph 7

**Korisnici domova za djecu i omladinu bez roditeljskog staranja prema spolu**  
*Residents of institutions for children and adolescents without parental care by sex*



**Grafikon 8.**  
Graph 8

**Korisnici domova za djecu i omladinu bez roditeljskog staranja prema starosti u 2013. godini**  
*Residents of institutions for children and adolescents without parental care by age in 2013*



### 13. Korisnici prema školovanju

*Residents by education*

	Ukupno <i>Total</i>	Vrsta škole koju pohađaju <i>Level of attended school</i>				Ne pohađaju školu <i>Not attending school</i>
		svega <i>all</i>	osnovna škola <i>elemenatary school</i>	srednja škola <i>secondary school</i>	viša škola ili fakultet <i>post-secondary education or university</i>	
2008.	794	518	354	158	6	276
2009.	778	471	321	143	7	307
2010.	763	478	314	156	8	285
2011.	746	437	261	172	4	309
2012.	765	477	285	187	5	288
2013.	678	550	290	248	12	128

### 14. Korisnici prema plaćanju boravka u domu

*Residents by payment*

	Ukupno <i>Total</i>	Plaćaju boravka <i>Paying for residence</i>			Ne plaćaju boravak <i>Not paying for residence</i>
		svega <i>all</i>	u cjelosti <i>completely</i>	djelimično <i>partially</i>	
2008.	794	207	149	58	587
2009.	778	416	372	44	362
2010.	763	271	227	44	492
2011.	746	358	231	127	388
2012.	765	415	385	30	350
2013.	678	182	177	9	496

## 15. Zaposleni u domovima za djecu i omladinu bez roditeljskog staranja

*Employees in institutions for children and adolescents without parental care*

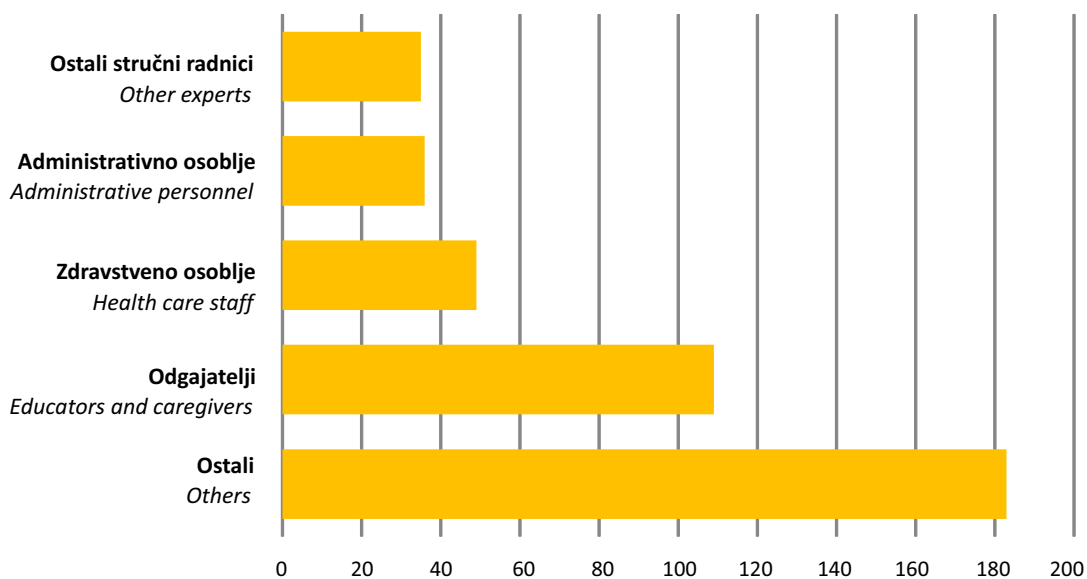
	2008.	2009.	2010.	2011.	2012.	2013.	
<b>UKUPNO</b>	<b>341</b>	<b>360</b>	<b>357</b>	<b>359</b>	<b>372</b>	<b>412</b>	<b>TOTAL</b>
muški	64	69	70	77	91	102	males
ženski	277	291	287	282	281	310	females
<b>Odgajatelji</b>	106	107	90	93	96	109	<i>Educators and caregivers</i>
<b>Zdravstveno osoblje</b>	52	58	60	59	61	49	<i>Health care staff</i>
<b>Ostali stručni radnici</b>	34	37	36	36	36	35	<i>Other experts</i>
<b>Administrativno osoblje</b>	23	30	33	33	36	36	<i>Administrative personnel</i>
<b>Ostali</b>	126	128	138	138	143	183	<i>Others</i>

**Grafikon 9.**

*Graph 9*

### Zaposleni u domovima za djecu i omladinu bez roditeljskog staranja u 2013. godini

*Employees in institutions for children and adolescents without parental care in 2013*



**USTANOVE SOCIJALNE ZAŠTITE ZA INVALIDNU DJECU I OMLADINU  
OMETENU U PSIHIČKOM I FIZIČKOM RAZVOJU <sup>2</sup>**  
*SOCIAL WELFARE INSTITUTIONS FOR PHYSICALLY AND MENTALLY DISABLED  
CHILDREN AND ADOLESCENTS <sup>2</sup>*

**16. Korisnici prema spolu i starosti**

*Residents by sex and age*

		Ukupno <i>Total</i>	Godine starosti korisnika <i>Age of residents</i>					iznad 21 godine <i>over 21 years</i>	
			10 godina i mlađi <i>10 years and younger</i>	11 - 13	14 - 15	16 - 17	18 - 21		
2008.	<b>svoga</b>	<b>1.577</b>	<b>139</b>	<b>135</b>	<b>110</b>	<b>99</b>	<b>160</b>	<b>934</b>	<b>all</b>
	muški	956	76	78	53	49	75	625	males
	ženski	621	63	57	57	50	85	309	females
2009.	<b>svoga</b>	<b>1.573</b>	<b>113</b>	<b>102</b>	<b>100</b>	<b>67</b>	<b>115</b>	<b>1.076</b>	<b>all</b>
	muški	988	68	58	57	32	48	725	males
	ženski	585	45	44	43	35	67	351	females
2010.	<b>svoga</b>	<b>1.571</b>	<b>126</b>	<b>93</b>	<b>97</b>	<b>81</b>	<b>116</b>	<b>1.058</b>	<b>all</b>
	muški	1.008	84	53	58	42	55	716	males
	ženski	563	42	40	39	39	61	342	females
2011.	<b>svoga</b>	<b>1.570</b>	<b>151</b>	<b>102</b>	<b>80</b>	<b>85</b>	<b>100</b>	<b>1.052</b>	<b>all</b>
	muški	1.013	111	59	46	47	45	705	males
	ženski	557	40	43	34	38	55	347	females
2012.	<b>svoga</b>	<b>1.628</b>	<b>157</b>	<b>105</b>	<b>94</b>	<b>101</b>	<b>111</b>	<b>1.060</b>	<b>all</b>
	muški	1.049	117	64	55	44	67	702	males
	ženski	579	40	41	39	57	44	358	females
2013.	<b>svoga</b>	<b>1.927</b>	<b>182</b>	<b>139</b>	<b>89</b>	<b>96</b>	<b>127</b>	<b>1.294</b>	<b>all</b>
	muški	1.134	130	95	52	44	65	748	males
	ženski	793	52	44	37	52	62	546	females

<sup>2</sup> Brčko distrikt BiH nema podatke o ustanovama socijalne zaštite za invalidnu djecu i omladinu ometenu u psihičkom i fizičkom razvoju.

<sup>2</sup> Brcko District has no data on institutions for physically and mentally handicapped children and adolescents.

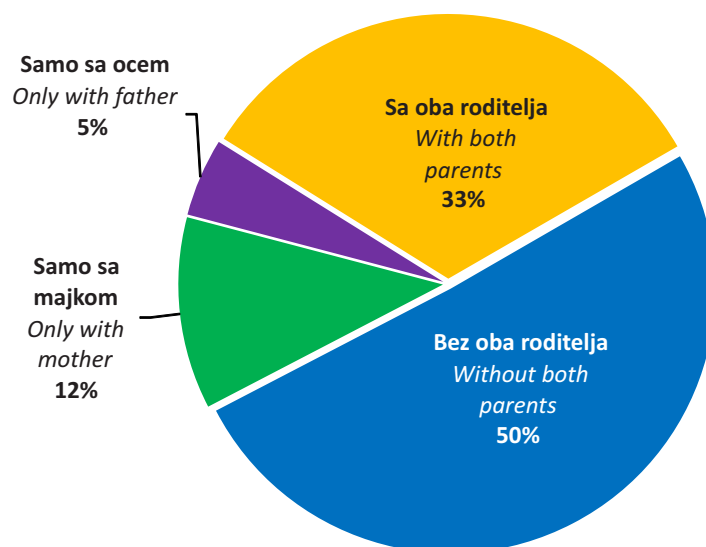


**17. Korisnici prema spolu i roditeljima**  
*Residents by sex and parents*

	2008.	2009.	2010.	2011.	2012.	2013.	
<b>UKUPNO</b>	<b>1.577</b>	<b>1.573</b>	<b>1.571</b>	<b>1.570</b>	<b>1.628</b>	<b>1.927</b>	<b>TOTAL</b>
muški	956	988	1.008	1.013	1.049	1.134	males
ženski	621	585	563	557	579	793	females
<b>Bez oba roditelja</b>	<b>468</b>	<b>479</b>	<b>498</b>	<b>505</b>	<b>500</b>	<b>977</b>	<b>Without both parents</b>
muški	327	337	361	375	347	587	males
ženski	141	142	137	130	153	390	females
<b>Samo sa majkom</b>	<b>226</b>	<b>233</b>	<b>239</b>	<b>224</b>	<b>230</b>	<b>226</b>	<b>Only with mother</b>
muški	133	145	139	129	134	122	males
ženski	93	88	100	95	96	104	females
<b>Samo sa ocem</b>	<b>62</b>	<b>66</b>	<b>70</b>	<b>74</b>	<b>74</b>	<b>92</b>	<b>Only with father</b>
muški	27	31	37	39	35	45	males
ženski	35	35	33	35	39	47	females
<b>Sa oba roditelja</b>	<b>821</b>	<b>795</b>	<b>764</b>	<b>767</b>	<b>824</b>	<b>632</b>	<b>With both parents</b>
muški	469	475	471	470	533	380	males
ženski	352	320	293	297	291	252	females
<b>Od toga djeca razvedenih roditelja</b>	<b>97</b>	<b>105</b>	<b>104</b>	<b>97</b>	<b>114</b>	<b>107</b>	<b>Of which, children of divorced parents</b>
muški	68	76	71	55	66	60	males
ženski	29	29	33	42	48	47	females

**Grafikon 10.**  
*Graph 10*

**Korisnici prema roditeljima u 2013. godini**  
*Residents by parents in 2013*



## 18. Korisnici prema pohađanju škole

*Residents by sex and parents*

	Ukupno <i>Total</i>	Pohađaju <i>Attending</i>		Osposobljavaju se za rad <i>Attending vocational training</i>	Ostala djeca i omladina <i>Other children and adolescents</i>
		osnovnu školu <i>elementary school</i>	srednju školu <i>secondary school</i>		
2008.	1.577	287	89	166	1.035
2009.	1.573	231	94	206	1.042
2010.	1.571	218	77	229	1.047
2011.	1.570	225	101	160	1.084
2012.	1.628	256	149	163	1.060
2013.	1.927	263	85	156	1.423

## 19. Korisnici prema plaćanju boravka

*Residents by payment*

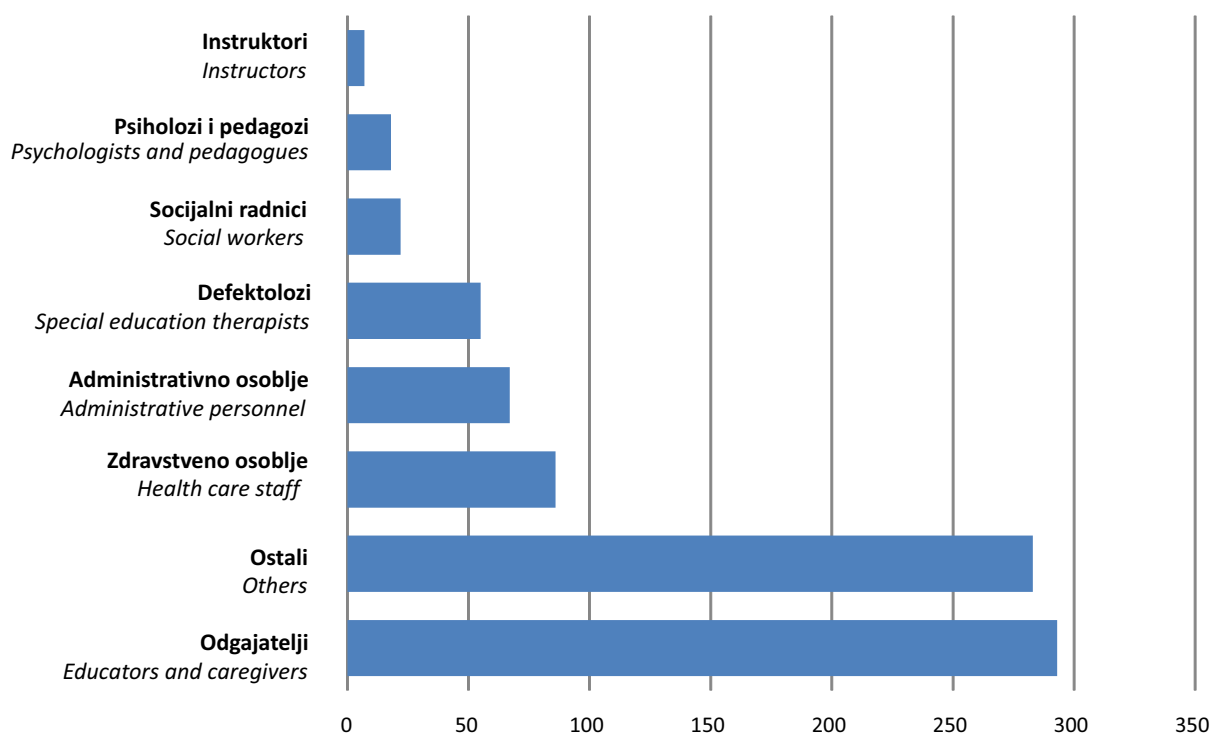
	Ukupno <i>Total</i>	Plaćaju boravak <i>Paying for residence</i>		Ne plaćaju boravak <i>Not paying for residence</i>
		u cjelosti <i>completely</i>	djelimično <i>partially</i>	
2008.	1.577	90	42	1.445
2009.	1.573	261	29	1.283
2010.	1.571	390	19	1.162
2011.	1.570	203	20	1.347
2012.	1.628	303	118	1.207
2013.	1.927	388	414	1.125

**20. Zaposleni u ustanovama za invalidnu djecu i omladinu ometenu u psihičkom i fizičkom razvoju**  
*Employees in institutions for physically and mentally handicapped children and adolescents*

	2008.	2009.	2010.	2011.	2012.	2013.	
<b>UKUPNO</b>	<b>680</b>	<b>685</b>	<b>673</b>	<b>699</b>	<b>746</b>	<b>831</b>	<b>TOTAL</b>
<b>Odgajatelji</b>	237	133	153	166	248	293	<i>Educators and caregivers</i>
<b>Zdravstveno osoblje</b>	67	62	63	66	78	86	<i>Health care staff</i>
<b>Socijalni radnici</b>	12	14	19	24	25	22	<i>Social workers</i>
<b>Psiholozi i pedagozi</b>	9	19	9	10	17	18	<i>Psychologists and pedagogues</i>
<b>Defektolozi</b>	63	75	58	70	58	55	<i>Special education therapists</i>
<b>Instruktori</b>	2	3	3	3	2	7	<i>Instructors</i>
<b>Administrativno osoblje</b>	53	51	51	54	57	67	<i>Administrative personnel</i>
<b>Ostali</b>	237	328	317	306	261	283	<i>Others</i>

**Grafikon 11.**  
*Graph 11*

**Zaposleni u ustanovama za invalidnu djecu i omladinu u 2013. godini**  
*Employees in institutions for handicapped children and adolescents in 2013*



**USTANOVE SOCIJALNE ZAŠTITE ZA ODRASLE INVALIDNE OSOBE <sup>3</sup>**  
*SOCIAL WELFARE INSTITUTIONS FOR ADULT HANDICAPPED PERSONS <sup>3</sup>*

**21. Invalidi i rehabilitanti prema invaliditetu**

*Disabled and persons on rehabilitation by type of handicap*

	Ukupno <i>Total</i>	Prema vrsti invaliditeta <i>By type of handicap</i>				
		fizički invalidi <i>physically disabled persons</i>	sa oštećenim vidom <i>with visual impairments</i>	sa oštećenim sluhom <i>with hearing impairment</i>	psihički zaostali <i>mentally retarded</i>	ostali <i>other</i>
<b>2008.</b>	194	53	42	71	21	7
<b>2009.</b>	155	50	20	78	4	3
<b>2010.</b>	142	52	19	62	4	5
<b>2011.</b>	154	41	20	77	10	6
<b>2012.</b>	151	40	22	71	13	5
<b>2013.</b>	158	56	25	70	7	0

<sup>3</sup> Brčko distrikt BiH nema podatke o ustanovama socijalne zaštite za odrasle invalidne osobe.

<sup>3</sup> Brcko District has no data on institutions for adult handicapped persons.

## 22. Invalidi i rehabilitanti prema pravnoj osnovi i razlogu korištenja ustanove

*Disabled and persons on rehabilitation by legal base and reason for institutionalisation*

		Zaposleni invalidi <i>Disabled persons employed</i>			Rehabilitanti <i>Persons on rehabilitation</i>		
		svega <i>all</i>	u zaštitnoj radionici <i>in workshop</i>	rade kod kuće <i>working at home</i>	svega <i>all</i>	na stručnom osposobljavanju <i>on vocational training</i>	na prekvalifikaciji <i>on training for new qualification</i>
<b>Ukupno</b> <i>Total</i>	2008.	140	139	1	54	54	-
	2009.	143	135	8	12	12	-
	2010.	99	92	7	43	43	-
	2011.	129	120	9	25	24	1
	2012.	131	125	6	20	20	-
	2013.	142	136	6	16	16	-
<b>Vojne i civilne žrtve rata</b> <i>Military and civil victims of war</i>	2008.	16	16	-	-	-	-
	2009.	7	3	4	-	-	-
	2010.	9	5	4	1	1	-
	2011.	9	6	3	1	1	-
	2012.	9	6	3	-	-	-
	2013.	9	9	-	-	-	-
<b>Invalidi rada</b> <i>Invalids of work</i>	2008.	1	1	-	-	-	-
	2009.	-	-	-	-	-	-
	2010.	3	3	-	-	-	-
	2011.	3	3	-	-	-	-
	2012.	-	-	-	-	-	-
	2013.	6	6	-	-	-	-
<b>Ostali invalidi</b> <i>Other disabled persons</i>	2008.	123	122	1	1	1	-
	2009.	129	125	4	-	-	-
	2010.	87	84	3	30	30	-
	2011.	117	111	6	5	4	1
	2012.	122	119	3	5	5	-
	2013.	127	121	6	5	5	-
<b>Invalidna djeca</b> <i>Disabled children</i>	2008.	-	-	-	53	53	-
	2009.	7	7	-	12	12	-
	2010.	-	-	-	12	12	-
	2011.	-	-	-	19	19	-
	2012.	-	-	-	15	15	-
	2013.	-	-	-	11	11	-

**USTANOVE SOCIJALNE ZAŠTITE ZA ODRASLE OSOBE <sup>4</sup>**  
**SOCIAL WELFARE INSTITUTIONS FOR ADULT PERSONS <sup>4</sup>**

**23. Korisnici prema starosti**

*Residents by age*

	Ukupno <i>Total</i>	Starost korisnika <i>Age of residents</i>							
		ispod 40 godina <i>under 40 years</i>	40 - 49	50 - 59	60 - 64	65 - 69	70 - 74	75 - 79	80 i više <i>80 and older</i>
<b>2008.</b>	2.638	95	178	368	238	281	419	515	544
<b>2009.</b>	2.784	92	176	351	244	242	445	532	702
<b>2010.</b>	2.804	88	216	335	211	201	464	522	767
<b>2011.</b>	2.954	88	188	334	240	218	428	646	812
<b>2012.</b>	3.290	73	197	355	232	252	407	723	1.051
<b>2013.</b>	3.799	109	198	398	254	328	484	799	1.229

**24. Korisnici prema plaćanju boravka u domu**

*Residents by payment*

	Ukupno <i>Total</i>	Plaćaju boravak <i>Paying for residence</i>			Ne plaćaju boravak <i>Not paying for residence</i>
		svega <i>all</i>	u cjelosti <i>completely</i>	djelimično <i>partially</i>	
<b>2008.</b>	2.638	2.260	1.465	795	378
<b>2009.</b>	2.784	2.379	1.637	742	405
<b>2010.</b>	2.804	2.381	1.635	746	423
<b>2011.</b>	2.954	2.351	1.649	702	603
<b>2012.</b>	3.290	2.640	2.051	589	650
<b>2013.</b>	3.799	3.182	2.414	768	617

<sup>4</sup>Od 2009. godine ustanova socijalne zaštite za odrasle osobe u Brčko distriktu BiH više nije u funkciji.

<sup>4</sup>From 2009 the Social welfare institutions for adult persons in District Brcko is not in function.

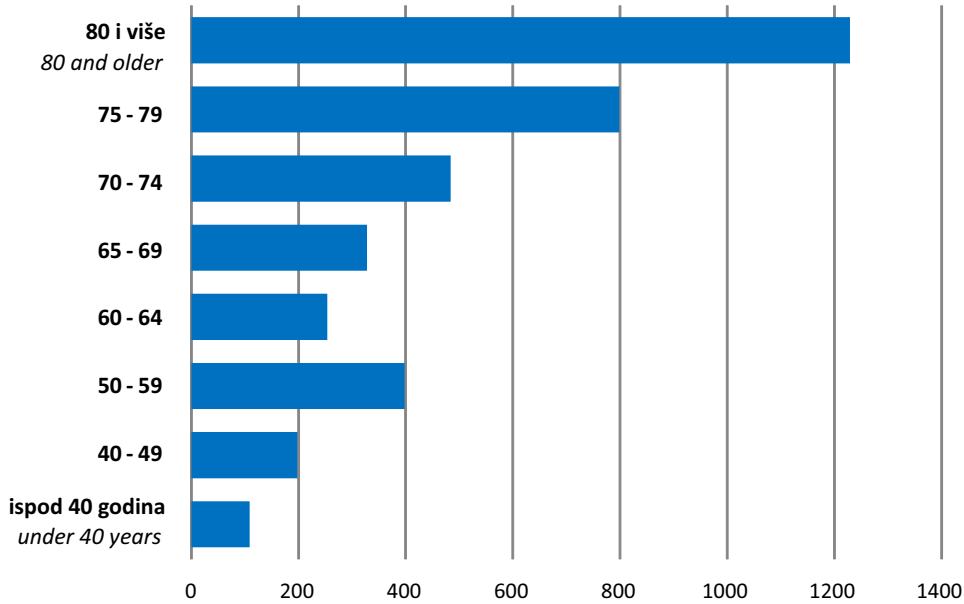
## 25. Korisnici prema razlogu smještaja

*Residents by reason for institutionalisation*

		<b>Svega</b> <i>All</i>	<b>Starost</b> <i>Old age</i>	<b>Teže hronično bolesni</b> <i>Severely chronically diseased</i>	<b>Duševne smetnje</b> <i>Mental handicaps</i>	<b>Fizički invaliditet</b> <i>Physical handicaps</i>	<b>Nesređene stambene prilike</b> <i>Housing troubles</i>	<b>Poremećeni odnosi u porodici</b> <i>Disturbed family relations</i>	<b>Ostalo</b> <i>Other</i>
<b>2008.</b>	<b>svega all</b>	<b>2.638</b>	<b>698</b>	<b>914</b>	<b>562</b>	<b>217</b>	<b>188</b>	<b>36</b>	<b>23</b>
	muški <i>males</i>	1.104	284	373	248	109	68	11	11
	ženski <i>females</i>	1.534	414	541	314	108	120	25	12
<b>2009.</b>	<b>svega all</b>	<b>2.784</b>	<b>762</b>	<b>661</b>	<b>741</b>	<b>224</b>	<b>302</b>	<b>59</b>	<b>35</b>
	muški <i>males</i>	1.122	260	242	357	109	117	27	10
	ženski <i>females</i>	1.662	502	419	384	115	185	32	25
<b>2010.</b>	<b>svega all</b>	<b>2.804</b>	<b>953</b>	<b>636</b>	<b>774</b>	<b>233</b>	<b>138</b>	<b>47</b>	<b>23</b>
	muški <i>males</i>	1.077	275	223	371	123	48	28	9
	ženski <i>females</i>	1.727	678	413	403	110	90	19	14
<b>2011.</b>	<b>svega all</b>	<b>2.954</b>	<b>938</b>	<b>749</b>	<b>693</b>	<b>300</b>	<b>188</b>	<b>46</b>	<b>40</b>
	muški <i>males</i>	1.158	311	272	324	137	64	21	29
	ženski <i>females</i>	1.796	627	477	369	163	124	25	11
<b>2012.</b>	<b>svega all</b>	<b>3.290</b>	<b>1.158</b>	<b>688</b>	<b>809</b>	<b>348</b>	<b>187</b>	<b>47</b>	<b>53</b>
	muški <i>males</i>	1.293	375	250	389	163	70	22	24
	ženski <i>females</i>	1.997	783	438	420	185	117	25	29
<b>2013.</b>	<b>svega all</b>	<b>3.799</b>	<b>1.387</b>	<b>698</b>	<b>783</b>	<b>438</b>	<b>233</b>	<b>53</b>	<b>207</b>
	muški <i>males</i>	1.517	491	226	371	190	106	26	107
	ženski <i>females</i>	2.282	896	472	412	248	127	27	100

**Grafikon 12.**  
Graph 12

**Korisnici ustanova socijalne zaštite za odrasle osobe prema starosti u 2013. godini**  
*Residents of social welfare institutions for adult persons by age in 2013*



**Grafikon 13.**  
Graph 13

**Korisnici ustanova socijalne zaštite za odrasle osobe prema razlogu smještaja u 2013. godini**  
*Residents of social welfare institutions for adult persons by reason of institutionalisation in 2013*

