

**SOCIJALNA ZAŠTITA**  
**SOCIAL WELFARE**  
**2005 - 2010**



**Bosna i Hercegovina**  
Bosnia and Herzegovina



**Agencija za statistiku**  
**Bosne i Hercegovine**  
Agency for Statistics of  
Bosnia and Herzegovina

**Sarajevo, decembar 2011. / December 2011**

**Izdaje:** **Agencija za statistiku Bosne i Hercegovine, Sarajevo,**  
**Zelenih beretki 26, Bosna i Hercegovina**

**Publisher:** Agency for Statistics of Bosnia and Herzegovina,  
Sarajevo, Zelenih beretki 26, Bosnia and Herzegovina

**Telefon:** +387 33 22 06 26; **Telefaks:** +387 33 22 06 22  
**Elektronska pošta:** bhas@bhas.ba;  
**Internet stranica:** www.bhas.ba

**Odgovara:** **Zdenko Milinović, direktor**  
Person responsible: Person responsible: Mr. Zdenko Milinović, Director

**Podatke pripremili:** **Vedrana Đerić, Aida Eskić-Pihljak**  
Data prepared by: Ms. Vedrana Đeric, Ms. Aida Eskić-Pihljak

**Dizajn i prijelom:** **Lejla Rakić-Bekić**  
Design and pre-press: Ms. Lejla Rakić-Bekić

**Lektura:** **Amra Kapetanović**  
Proofread by: Ms. Amra Kapetanović

**Štampa:** **„Štamparija Avery“, Sarajevo**  
Printed by: „Printing House Avery“, Sarajevo

**Molimo korisnike Biltena da prilikom upotrebe podataka obavezno navedu izvor**

*Users are kindly requested to state the source*

## PREDGOVOR

## FOREWORD

Agencija za statistiku BiH objavljuje bilten „Socijalna zaštita u BiH“ kao redovnu godišnju publikaciju. Podaci dati u ovom biltenu su rezultat agregiranja podataka entitetskih zavoda za statistiku Federacije BiH i Republike Srpske, te Brčko distrikta BiH.

U biltenu „Socijalna zaštita u BiH“ Agencija za statistiku BiH objavljuje podatke o korisnicima svih oblika, mjera i usluga socijalne zaštite, ali i podatke o ustanovama socijalne zaštite i zaposlenim u tim ustanovama, u periodu 2005-2010. Podaci su razvrstani prema starosti korisnika, stepenu ugroženosti, vrsti socijalnih potreba i ustanovama za pružanje socijalne zaštite.

Agencija za statistiku BiH biti će zahvalna na svim primjedbama i sugestijama koje će doprinijeti poboljšanju slijedećeg biltena.

Zdenko Milinović  
Direktor  
Agencija za statistiku BiH

*Agency for Statistics of BiH publishes a Bulletin “Social welfare in BiH” as a regular annual publication. This Bulletin is a result of aggregation of data from entities statistical offices of Federation of BiH and Republic of Srpska and District Brcko BiH.*

*In Bulletin “Social welfare in BiH” Agency for Statistics publishes data on beneficiaries of all forms, measures and services of social welfare as well as data on social welfare institutions and employees of this institutions for the period 2005-2010. Data are given by the age of beneficiaries, extent of disadvantage as well as by kind of social needs and social welfare institutions.*

*Agency for Statistics BiH will appreciate any suggestions and comments that could improve our next Bulletin.*

*Mr Zdenko Milinović  
Director  
Agency for Statistics of BiH*

# SADRŽAJ

## CONTENT

<b>METODOLOŠKA OBJAŠNENJA</b> <i>NOTES ON METHODOLOGY</i>	<b>7</b>
<b>I KORISNICI, OBLICI, MJERE I USLUGE SOCIJALNE ZAŠTITE</b> <i>BENEFICIARIES, FORMS, MEASURES AND SERVICES OF SOCIAL WELFARE</i>	<b>15</b>
<b>1. Broj centara za socijalni rad u BiH</b> <i>Number of social welfare centres in BiH</i>	<b>17</b>
<b>2. Obradeni slučajevi – intervencije u centrima za socijalni rad</b> <i>Treatments rendered in social welfare centres</i>	<b>17</b>
<b>3. Zaposleni u centrima za socijalni rad</b> <i>Employees in the social welfare centres</i>	<b>18</b>
<b>Grafikon 1 - Zaposleni u centrima za socijalni rad u 2010. godini</b> <i>Graph 1 - Employees in the social welfare centres in 2010</i>	<b>18</b>
<b>MALOLJETNI KORISNICI SOCIJALNE ZAŠTITE</b> <i>MINOR BENEFICIARIES OF SOCIAL WELFARE</i>	<b>19</b>
<b>4. Korisnici prema kategorijama i spolu</b> <i>Beneficiaries by categories and sex</i>	<b>19</b>
<b>Grafikon 2 – Maloljetni korisnici socijalne zaštite prema spolu</b> <i>Graph 2 - Minor beneficiaries of social welfare by sex</i>	<b>23</b>
<b>Grafikon 3 – Maloljetni korisnici socijalne zaštite prema grupama kategorija i spolu u 2010. godini</b> <i>Graph 3 - Minor beneficiaries of social welfare by type of category and sex in 2010</i>	<b>23</b>
<b>5. Maloljetni korisnici prema kategorijama, spolu i starosnim grupama u 2010. godini</b> <i>Minor beneficiaries by category, sex and age in 2010</i>	<b>24</b>
<b>PUNOLJETNI KORISNICI SOCIJALNE ZAŠTITE</b> <i>ADULT BENEFICIARIES OF SOCIAL WELFARE</i>	<b>28</b>
<b>6. Korisnici prema kategorijama i spolu</b> <i>Beneficiaries by categories and sex</i>	<b>28</b>
<b>Grafikon 4 - Punoljetni korisnici socijalne zaštite prema spolu</b> <i>Graph 4 - Adult beneficiaries of social welfare by sex</i>	<b>32</b>
<b>Grafikon 5 - Punoljetni korisnici socijalne zaštite prema grupama kategorija i spolu u 2010. godini</b> <i>Graph 5 - Adult beneficiaries of social welfare by type of category and sex in 2010</i>	<b>32</b>
<b>7. Punoljetni korisnici prema kategorijama, spolu i starosnim grupama u 2010. godini</b> <i>Adult beneficiaries by category, sex and age in 2010</i>	<b>33</b>
<b>8. Oblici i usluge socijalne zaštite - maloljetni korisnici</b> <i>Forms and services of social welfare - minor beneficiaries</i>	<b>37</b>
<b>9. Oblici i usluge socijalne zaštite - punoljetni korisnici</b> <i>Forms and services of social welfare - adult beneficiaries</i>	<b>41</b>
<b>II USTANOVE SOCIJALNE ZAŠTITE</b> <i>SOCIAL WELFARE INSTITUTIONS</i>	<b>43</b>
<b>DOMOVI ZA DJECU I OMLADINU BEZ RODITELJSKE ZAŠTITE</b> <i>INSTITUTIONS FOR CHILDREN AND ADOLESCENTS WITHOUT PARENTAL CARE</i>	<b>45</b>
<b>10. Korisnici prema spolu i starosti</b> <i>Residents by sex and age</i>	<b>45</b>
<b>11. Korisnici prema roditeljima</b> <i>Residents by parents</i>	<b>46</b>
<b>12. Struktura korisnika prema roditeljima</b> <i>Structure of residents by parents</i>	<b>46</b>
<b>Grafikon 6 - Struktura korisnika domova za djecu i omladinu prema roditeljima u 2010. godini</b> <i>Graph 6 - Structure of residents in institutions for children and adolescents in 2010</i>	<b>46</b>

<b>Grafikon 7 - Korisnici domova za djecu i omladinu bez roditeljskog staranja prema spolu</b>	<b>47</b>
<i>Graph 7 - Residents of institutions for children and adolescents without parental care by sex</i>	
<b>Grafikon 8 - Korisnici domova za djecu i omladinu bez roditeljskog staranja prema starosti u 2010. godini</b>	<b>47</b>
<i>Graph 8 - Residents of institutions for children and adolescents without parental care by age in 2010</i>	
<b>13. Korisnici prema školovanju</b>	<b>48</b>
<i>Residents by education</i>	
<b>14. Korisnici prema plaćanju boravka u domu</b>	<b>48</b>
<i>Residents by payment</i>	
<b>15. Zaposleni u domovima za djecu i omladinu bez roditeljskog staranja</b>	<b>49</b>
<i>Employees in institutions for children and adolescents without parental care</i>	
<b>Grafikon 9 - Zaposleni u domovima za djecu i omladinu bez roditeljskog staranja u 2010. godini</b>	<b>49</b>
<i>Graph 9 - Employees in institutions for children and adolescents without parental care in 2010</i>	
<b>USTANOVE SOCIJALNE ZAŠTITE ZA INVALIDNU DJECU I OMLADINU OMETENU U PSIHIČKOM I FIZIČKOM RAZVOJU</b>	<b>50</b>
<i>SOCIAL WELFARE INSTITUTIONS FOR PHYSICALLY AND MENTALLY HANDICAPPED CHILDREN AND ADOLESCENTS</i>	
<b>16. Korisnici prema spolu i starosti</b>	<b>50</b>
<i>Residents by sex and age</i>	
<b>17. Korisnici prema spolu i roditeljima</b>	<b>51</b>
<i>Residents by sex and parents</i>	
<b>Grafikon 10 - Korisnici prema roditeljima u 2010. godini</b>	<b>51</b>
<i>Graph 10 - Residents by parents in 2010</i>	
<b>18. Korisnici prema pohađanju škole</b>	<b>52</b>
<i>Residents by school attendance</i>	
<b>19. Korisnici prema plaćanju boravka</b>	<b>52</b>
<i>Residents by payment</i>	
<b>20. Zaposleni u ustanovama za invalidnu djecu i omladinu ometenu u psihičkom i fizičkom razvoju</b>	<b>53</b>
<i>Employees in institutions for physically and mentally handicapped children and adolescents</i>	
<b>Grafikon 11 - Zaposleni u ustanovama za invalidnu djecu i omladinu u 2010. godini</b>	<b>53</b>
<i>Graph 11 - Employees in institutions for handicapped children and adolescents in 2010</i>	
<b>USTANOVE SOCIJALNE ZAŠTITE ZA ODRASLE INVALIDNE OSOBE</b>	<b>54</b>
<i>SOCIAL WELFARE INSTITUTIONS FOR ADULT HANDICAPPED PERSONS</i>	
<b>21. Invalidi i rehabilitanti prema invaliditetu</b>	<b>54</b>
<i>Disabled and persons on rehabilitation by type of handicap</i>	
<b>22. Invalidi i rehabilitanti prema pravnoj osnovi i razlogu korištenja ustanove</b>	<b>55</b>
<i>Disabled and persons on rehabilitation by legal base and reason for institutionalisation</i>	
<b>USTANOVE SOCIJALNE ZAŠTITE ZA ODRASLE OSOBE</b>	<b>56</b>
<i>SOCIAL WELFARE INSTITUTIONS FOR ADULT PERSONS</i>	
<b>23. Korisnici prema starosti</b>	<b>56</b>
<i>Residents by age</i>	
<b>24. Korisnici prema plaćanju boravka u domu</b>	<b>56</b>
<i>Residents by payment</i>	
<b>25. Korisnici prema razlogu smještaja</b>	<b>57</b>
<i>Residents by reason for institutionalisation</i>	
<b>Grafikon 12 - Korisnici ustanova socijalne zaštite za odrasle osobe prema starosti u 2010. godini</b>	<b>58</b>
<i>Graph 12 - Residents of social welfare institutions for adult persons by age in 2010</i>	
<b>Grafikon 13 - Korisnici ustanova socijalne zaštite za odrasle osobe prema razlogu smještaja u 2010. godini</b>	<b>58</b>
<i>Graph 13 - Residents of social welfare institutions for adult persons by reason of institutionalisation in 2010</i>	



# METODOLOŠKA OBJAŠNENJA

## NOTES ON METHODOLOGY

### Izvori podataka

Podaci o maloljetnim i punoljetnim korisnicima socijalne zaštite i provedenim oblicima, mjerama i uslugama socijalne zaštite su rezultat agregiranja podataka uporedivih godišnjih istraživanja koja provode entitetski zavodi za statistiku i Brčko distrikt BiH.

### Obuhvat podataka

Podaci o korisnicima i oblicima socijalne zaštite, kao i o ustanovama socijalne zaštite, odnose se na kalendarsku godinu.

### DEFINICIJE

#### KORISNICI SOCIJALNE ZAŠTITE

Korisnikom socijalne zaštite smatra se svaka osoba koja je u toku izvještajne godine jednom ili više puta koristila određene oblike i mjere socijalne zaštite i usluge socijalnog rada.

Korisnici su razvrstani u dvije osnovne dobne grupe - maloljetni i punoljetni korisnici.

#### MALOLJETNI KORISNICI

##### Maloljetnici ugroženi porodičnom situacijom

**Bez oba roditelja** - djeca i omladina čija su oba roditelja umrla.

**Nepoznatih roditelja** – djeca i omladina roditelja čiji se identitet ne može utvrditi.

**Napušteni od roditelja** – djeca i omladina čiji su roditelji poznati i iz poznatog prebivališta, ali su djecu napustili i odbijaju da se o njima staraju, kao i djeca poznatih roditelja iz nepoznatog prebivališta i ostali slučajevi napuštanja djece od strane roditelja.

**Djeca roditelja spriječenih da obavljaju roditeljsku dužnost** uslijed izdržavanja kazne, dužeg liječenja u stacionaru, teškog hroničnog oboljenja, privremenog rada u inostranstvu, lišavanja poslovne sposobnosti i sl.

**Djeca roditelja lišenih roditeljskih prava** – djeca i omladina čijim je roditeljima odlukom suda oduzeto roditeljsko pravo. U ovu kategoriju spadaju i slučajevi kada je samo jednom od roditelja oduzeto roditeljsko pravo.

**Iz materijalno ugroženih porodica** – djeca i omladina čiji roditelji nemaju ni minimalnih materijalnih i socijalnih

### Source of data

Data on minor and adult beneficiaries of social welfare, and implemented forms, measures and services of social welfare are result of aggregating data from comparable annual survey which are conducted by Entity's Statistical Offices and Bureau of District Brcko.

### Data coverage

Data on beneficiaries and forms of social welfare, as well as data on social welfare institutions refer to a calendar year.

### DEFINITIONS

#### SOCIAL WELFARE BENEFICIARIES

Social welfare beneficiary is every person who has used certain forms and measures of social welfare and social work services, once or several times during the reference year.

Beneficiaries are classified into two basic age groups – minor and adult beneficiaries.

#### MINOR BENEFICIARIES

##### Minor beneficiaries disadvantaged by family situation

**Without both parents** – children and youth with both parents dead.

**Of unknown parents** – children and youth of parents whose identity cannot be ascertained (foundlings).

**Abandoned by parents** – children and youth of known parents and residence, abandoned by parents who refuse to take care of them, as well as children of known parents and of unknown residence and other cases of parents abandoning children.

**Children of parents prevented from performing parental duty** due to certain constraints such as imprisonment, prolonged treatment in hospital, severe chronic disease, temporary employment abroad, working incapability, etc.

**Children of parents deprived of parental rights** - children and youth of parents deprived of parental right by the decision of court. Cases when only one parent is deprived of parental right are also included in this category.

**Coming from economically disadvantaged families** - children and youth whose parents cannot provide even a

uslova za podizanje djece, kao što su osobe bez stalnog izvora prihoda, s minimalnim prihodima po članu domaćinstva, nezaposlene osobe, osobe s neriješenim stambenim pitanjima.

**Iz porodica s poremećenim porodičnim odnosima** – djeca i omladina koja žive u porodicama u kojima postoje konfliktne situacije između pojedinih članova, svađe, grubosti, tuče, zlostavljanje, odsustvo emocionalnih veza i trajna neusklađenost odnosa, asocijalno, patološko i kriminalno ponašanje članova porodice (skitnja, kriminal, prostitucija, upotreba alkohola i droge, itd.) kao i nebriga roditelja.

**Razvedenih ili roditelja u brakorazvodnom sporu** – djeca i omladina čiji su roditelji razvedeni ili je brakorazvodni spor u toku, za koje se na zahtjev suda utvrđuje kod kojeg će roditelja živjeti nakon razvoda braka, ili djeca za koju je u toku regulisanje alimentacije, viđanja drugog roditelja i drugo.

**Ostali maloljetnici ugroženi porodičnom situacijom** – djeca samohranih roditelja, vanbračna djeca, djeca s neriješenim materijalnim, stambenim i drugim pitanjima.

#### **Maloljetnici ometeni u fizičkom i psihičkom razvoju**

**Maloljetnicima ometenim u fizičkom razvoju** se smatraju djeca i omladina s oštećenjem vida, sluha, s poremećajima u govoru i glasu, fizički invalidna, kao i osobe višestruko ometene u razvoju.

**Maloljetnicima ometenim u psihičkom razvoju** se smatraju djeca i omladina koja su ometena u psihičkom razvoju, a razvrstana su prema važećim propisima o razvrstavanju i evidenciji ovih osoba.

#### **Maloljetnici s poremećajima u ponašanju i ličnosti**

**S asocijalnim ponašanjem** – djeca i omladina sklona skitnji, besposličarenju, bježanju od kuće, nedoličnom ponašanju, prostituciji, upotrebi alkohola, prevarama i sl.

**Maloljetni prestupnici ispod 14 godina** – djeca i omladina koja su izvršila prekršaj ili krivično djelo, a krivično su neodgovorna zbog uzrasta, kao i maloljetni narkomani.

**Psihički bolesne osobe** - maloljetne osobe sklone raznim psihičkim oboljenjima.

*minimum financial or social conditions for raising children such as persons without the permanent source of income, persons with minimal income per household member, unemployed persons, persons with housing problems, etc.*

**Coming from families with disturbed family relationships** - children and youth from families in which there are conflicts between family members, quarrels, asperities, beating, molesting, absence of emotional relationship and permanent incompatibility of relations, asocial, pathological and criminal behaviour of family members (vagrancy, crime, prostitution, alcohol or drug abuse, etc.) as well as parental indifference and negligence.

**Of divorced parents or parents in divorce procedure** - children and youth of divorced parents or parents in divorce procedure for whom, upon the request of court, the decision must be made on custody, financial support, right to visit a child, etc.

**Other minors with disturbed family relationship** – children of single parents, illegitimate children, children with financial, housing and other problems.

#### **Physically and mentally handicapped minors**

**Physically handicapped minors** are children and youth with visual and hearing impairments, voice and speech impediments, physical handicaps and multiple disorders.

**Mentally handicapped minors** are children and youth with mental disorders, and are classified by current regulations on registration and classification of such persons.

#### **Minors with behavioural and personality disorders**

**With asocial behaviour** – children and youth inclined to vagrancy, running from home, indecent behaviour, prostitution, alcohol abuse, frauds, etc.

**Minor offenders under 14 years of age** – children and youth who have committed an offence or a criminal act and are not subject to legal prosecution due to their age as well as minor drug addicts.

**Mentally ill persons** - Minor persons prone to various mental diseases.



## **Maloljetni korisnici u stanju različitih socijalno - zaštitnih potreba**

**Bez specifične kategorije** – djeca i omladina koja se ne mogu uvesti ni u jednu od navedenih kategorija, zdravstveno neosigurana djeca i omladina, kao i djeca i omladina kojima se pruža pomoć u ostvarivanju određenih prava.

## **PUNOLIJETNI KORISNICI**

**Korisnici subvencioniranja troškova (stanarine, grijanja, sahrane)**

**Fizički i psihički ometeni**

**Sa oštećenim vidom** – odrasle slijepe i slabovidne osobe.

**Sa oštećenim sluhom** – odrasle gluhe i nagluhe osobe.

**Fizički invalidne** – odrasle osobe kod kojih je oboljenje trajno, zbog čega im je bitno smanjena radna sposobnost.

**Mentalno zaostale osobe** – odrasle osobe teško, teže, umjereno i lako mentalno zaostale.

**Ostale invalidne osobe** – odrasle osobe s ostalim fizičkim oštećenjima, nesposobna za rad i neosigurana po drugom osnovu, zatim odrasli distrofičari, osobe s posljedicama cerebralne paralize, osobe s više smetnji, osobe s poremećajima u ponašanju i slično.

**Sa kombinovanim smetnjama** – osobe kod kojih je medicinski utvrđena neka od psihičkih ili nervnih bolesti (neurotičari, psihotičari, epileptičari) i sl.

**Osobe društveno neprihvatljivog ponašanja** su osobe s asocijalnim ponašanjem (skitnja, prosjačenje, prostitucija, osobe sklone vršenju krivičnih djela i prekršaja, upotrebi alkohola, narkomanija).

**Psihički bolesne osobe** su osobe sklone raznim psihičkim oboljenjima.

**Osobe koje nemaju dovoljno prihoda za uzdržavanje, materijalno neosigurane**

**Materijalno neosigurane osobe** su osobe koje su sposobne za rad, ali nemaju sredstava za život, niti ih po drugom osnovu mogu osigurati i mlađa su od 65 godina (muškarci), odnosno 60 godina (žene).

**Osobe nesposobne za rad** su osobe potpuno i trajno nesposobne za rad, bez sredstava za život, a mlađe su od 65 godina (muškarci), odnosno 60 godina (žene).

**Stare osobe bez porodičnog staranja** su osobe koje nemaju djece ni drugih bližih srodnika koji su dužni da se o

## **Minor beneficiaries in need of different social and protective services**

**Without specific category** – children and youth who cannot be classified into any of the specific categories, children and youth without health insurance as well as children and youth being rendered assistance in exercising certain rights.

## **ADULT BENEFICIARIES**

**Beneficiaries of subventions (for rents, heating, funeral)**

**Physically and mentally disabled**

**With visual disorders** – blind adults and adults with visual impairments.

**With hearing disorders** – deaf adults and adults with hearing impairments.

**Physically disabled** – adults with permanent diseases (incurable and long lasting) which reduced their working capability.

**Mentally disabled** – adult persons with severe, less severe, moderate and mild mental handicaps.

**Other disabled persons** – adults with other physical handicaps, unable to work and unprovided on other basis, adults with muscular dystrophy, persons suffering from cerebral paralysis, persons with multiple disorders, behavioural disorders, etc.

**With combined disorders** – persons with the medical diagnosis of certain mental or neurological disease (neurotics, psychotics and epileptics), etc.

**Persons with socially unacceptable behaviour** are persons with asocial behaviour (vagrancy, begging, prostitution, person's inclined criminal acts and offences, alcohol and drug abuse).

**Mentally ill persons** are persons prone to various mental diseases.

**Persons not having a sufficient income to support themselves, financially unprovided**

**Financially unprovided persons** are persons able to work but don't have finances for living or are unable to provide them on other basis and are under 65 years of age (men), or under 60 (women).

**Unable to work** – persons completely and permanently unable to work, without financial resources of living, and are under 65 (men), or 60 (women).

**Old persons without family care** are persons without children or any other close relatives obliged to take care

njima staraju, kao i osobe bez sredstava za život (bez imovine, ili bilo kakvih drugih redovnih prihoda), kao i osobe koje posjeduju imanje, ali zbog starosti ili slabosti nisu u mogućnosti da isto obrađuju i obezbijede sredstva za život.

**Hronično bolesne** su slijepe, psihički oboljele, fizički invalidne i hronično oboljele osobe.

#### **Bez specifične kategorije (ostali)**

Osobe s porodičnim problemima, osobe u brakorazvodnom sporu i ostale osobe bez specifične kategorije.

#### **OBlici, MJERE I USLUGE SOCIJALNE ZAŠTITE**

Pod oblikom, mjerom ili uslugom podrazumijeva se svaki slučaj provedene zaštite na osnovu zakona i propisa iz ove oblasti od strane centra za socijalni rad, ili službe socijalne zaštite.

Podaci o oblicima, mjerama i uslugama odnose se na broj provedenih, odnosno korištenih oblika, mjera i usluga u izvještajnom periodu, a ne na broj osoba. Jedna, ista osoba može se pojaviti više puta kao korisnik tj. onoliko puta koliko je koristila neki od oblika, mjera i usluga u toku izvještajne godine. Ako osoba više puta koristi isti oblik, mjeru ili uslugu biće obuhvaćena samo jednom. Ako osoba koristi više oblika, mjera ili usluga obuhvatiće se kod svakog oblika, odnosno mjere ili usluge.

#### **Oblici socijalne zaštite**

**Starateljstvo** podrazumijeva slučajeve kada se maloljetna ili punoljetna osoba koja je lišena poslovne sposobnosti, stavlja pod starateljstvo.

**Usvojenje** podrazumijeva slučajeve zakonskog usvojenja.

#### **Smještaj u ustanove**

**Predškolske ustanove** – podrazumijeva one slučajeve kada se troškovi smještaja i boravka osiguravaju iz sredstava socijalne ili dječje zaštite.

**Smještaj u ustanove socijalne zaštite** podrazumijeva smještaj maloljetnih i punoljetnih korisnika u odgovarajuće ustanove socijalne zaštite: dječji domovi, domovi za dojenčad i malu djecu, za djecu ometenu u razvoju, za odgojno zapuštenu djecu i omladinu, domovi za stare i iznemogle, za penzionere, kao i domovi za odrasle invalidne osobe i prihvatne stanice za maloljetne i punoljetne osobe.

*of them as well as persons without resources to provide for a living ( without property or any other regular income as well as persons owning a farm but due to old age and weakness are unable to cultivate land and provide for life).*

***Chronically ill** are blind, mentally ill, physically handicapped and persons with chronic disease.*

#### **Without specific category (others)**

*Persons with family problems, persons in divorcement procedure and other persons without specific category.*

#### **FORMS, MEASURES AND SERVICES OF SOCIAL WELFARE**

*Form, measure or service are considered every case of protection provided by Centre of social welfare or Social welfare service on the basis of legal acts and regulations concerned with this field.*

*Data on forms, measures, and services refer to the number of conducted, that is, used forms, measures and services in the reference period, and not to the number of persons. One person can be shown several times as a beneficiary, as much times as it has used some of the forms, measures and services during the reference year. If the same person uses the same form, measure or service more than once, it is covered only once. If a person uses several forms, measures or services, it is covered by each form, measure and service.*

#### **Forms of social welfare**

***Guardianship** refers to every case of appointing a guardian to look after the affairs of minor or adult person deprived of working capability.*

***Adoption** is considered every case of legal adoption.*

#### **Placement (assignment) in institution**

***Pre-school institutions** – every case of accommodation expenses being financed from social welfare funds or funds for protection of children.*

***Assignment to social welfare institutions** is considered accommodation of minor and adult beneficiaries in appropriate social welfare facilities such as: institutions for infants and young children, children and youth impeded in psychial and physical development, socially maladjusted children and youth, rest or retirement homes, institutions for adult handicapped persons and shelter stations for minors and adults persons.*

**Smještaj u drugu porodicu** podrazumijeva osiguravanje stanovanja, ishrane, odgoja i brige u porodici u koju se smještaju osobe u stanju socijalne potrebe (djeca, odrasli, ostarjeli).

**Smještaj u učenički ili studentski dom, smještaj u ustanovu za djecu bez roditeljskog staranja, smještaj u ustanovu za rehabilitaciju i zaštitu, smještaj u druge ustanove socijalne zaštite, kao i smještaj u dom za stare osobe** su također vidovi smještaja u ustanove u okviru oblika socijalne zaštite.

### **Mjere socijalne zaštite**

Mjere prema maloljetnicima podrazumijevaju angažovanje centra za socijalni rad na provođenju odgojnih mjera koje je sud izrekao, kao i mjera koje centar poduzima na osnovu svoje odluke.

**Upućivanje na školovanje i osposobljavanje** podrazumijeva angažovanje centra za socijalni rad oko uključivanja na redovno školovanje maloljetnih korisnika socijalne zaštite koji su napustili školu ili nisu bili obuhvaćeni redovnim školovanjem, kao i uključivanje djece i omladine ometene u razvoju na specijalno obrazovanje.

**Ostale mjere** podrazumijevaju slučajeve pružanja savjeta u vezi s odgojnim i razvojnim problemima djece, osiguravanja ljetovanja i oporavka iz sredstava socijalne zaštite, regulisanja zdravstvene zaštite neosiguranih osoba i sl.

**Pomoć za osposobljavanje i privređivanje** podrazumijeva zasnivanje radnog odnosa osoba u stanju socijalne potrebe angažovanjem centra za socijalni rad na pripremi kolektiva da prihvati tu osobu kao i rad s osobom u cilju uspješnog uključivanja u kolektiv. Ovdje se podrazumijeva i zasnivanje radnog odnosa na određeno vrijeme u «kućnoj» radinosti, raznim servisima i sl., kao i zapošljavanje invalidnih osoba u zaštitnim radionicama.

**Pomoć za rehabilitaciju** podrazumijeva novčana davanja u cilju uključivanja na osposobljavanje za rad ili profesionalnu rehabilitaciju djece i omladine ometene u psihičkom ili fizičkom razvoju, kao i odraslih invalidnih osoba, a na teret sredstava centara za socijalni rad, odnosno službi socijalne zaštite.

### **Novčane pomoći**

**Stalna novčana pomoć** podrazumijeva novčana davanja koja osiguravaju centri za socijalni rad ili općinski centri za socijalni rad, a koja su jedini ili dopunski izvor sredstava za zadovoljavanje životnih potreba osoba u stanju socijalnih potreba.

**Foster care** is considered consigning persons (children, adults, old persons) in need of social protection to a family for dwelling, nourishment, upbringing and care.

**Assignment to pupil and student hostel, assignment to institution for rehabilitation and protection, assignment to other social welfare institutions as well as an assignment to home for old people** are also modes of placement in institutions, in the frame of the forms of social welfare.

### **Measures of social welfare**

Measures concerning minors are considered engagement of social welfare centre in conducting measures of upbringing proclaimed by court as well as measures conducted by centre upon its own decision.

**Assignment to school and vocational training** refers to the engagement of social welfare centre in including into the process of education minor beneficiaries that have left school or have not been covered by regular education as well as including mentally and physically handicapped children and youth in special education, i.e. vocational training.

**Other measures** are cases of rendering advice about problems in upbringing and development of children, providing summer vacations and rehabilitation financed from social welfare funds, covering health insurance of uninsured persons, etc.

**Assistance in vocational training and employment** is considered engagement of social welfare centre in employment of beneficiary in an enterprise as well as in preparing those persons for new working environment. Here is included employment on temporary basis «at home», various services, etc., as well as employing disabled in protective workshops.

**Allowance for rehabilitation** is money for vocational training or professional rehabilitation of mentally and physically handicapped children and youth and disabled adults, given from funds of social welfare centres or social welfare services.

### **Allowances**

**Permanent allowance** is money provided by social welfare centres or municipal social welfare services, which is the only or supplemental financial resource for persons in need of social welfare.

**Jednokratna novčana pomoć** isplaćuje se najviše dva puta godišnje za domaćinstvo i ne može iznositi više od ukupno pet iznosa novčane pomoći utvrđene zakonom, osim u slučajevima kada je zbog posebnih okolnosti potrebno odobriti veći iznos o čemu odlučuje rukovodilac tijela koji utvrđuje ovo pravo.

**Dodatak za tuđu njegu** podrazumijeva poseban novčani dodatak osobama kojima je potrebna pomoć drugih osoba u zadovoljavanju njihovih egzistencijalnih potreba.

#### **Ostali oblici zaštite i usluga**

**Razvrstavanje na temelju dijagnoza** podrazumijeva slučajeve kada nadležno tijelo izvrši razvrstavanje djece ometene u psihičkom i fizičkom razvoju.

**Pomoć u ostvarivanju određenih prava** podrazumijeva slučajeve pomoći oko regulisanja penzije, alimentacije i dr.

**Pomoć u rješavanju pitanja djece razvedenih ili roditelja u brakorazvodnom sporu** podrazumijeva davanje mišljenja i prijedloga sudu kome treba povjeriti dijete na čuvanje i odgajanje nakon razvoda braka roditelja u slučajevima kada se roditelji nisu sporazumjeli.

**Njega i druge usluge u stanu** podrazumijevaju pružanje zdravstvene njege u kući teže i teško hronično bolesnim, nepokretnim i drugim bolesnim osobama, bez obzira na njihovo materijalno stanje.

**Pomoć u sređivanju bračnih i porodičnih odnosa** po pravilu se provodi primjenom metoda savjetovanja i davanja stručnih mišljenja socio-psihološkog, pedagoškog, pravnog ili drugog karaktera. Ovdje spadaju i pitanja regulisanja viđanja djece sa roditeljima za vrijeme i poslije razvoda braka, pitanja priznavanja očinstva i slično.

**Ostale usluge** su stručne ekspertize, pisani izvještaji, posredovanja kod drugih institucija u cilju osiguravanja odgovarajuće pomoći, kao i pomoći za ishranu, odjeću, obuću, ogrjev i sl.

#### **USTANOVE SOCIJALNE ZAŠTITE**

**Domovi za djecu i omladinu bez roditeljskog staranja** osiguravaju privremeno ili trajno zbrinjavanje, ishranu, zdravstvenu zaštitu, odgajanje, obrazovanje i trajno osposobljavanje djece i omladine kojoj je potreban ovakav oblik zaštite.

**Ustanove socijalne zaštite za invalidnu djecu i omladinu ometenu u razvoju** osiguravaju u zavisnosti od vrste i stepena oštećenja, privremeni ili trajni smještaj, njegu, odgajanje, obrazovanje i osposobljavanje za rad pod

**One - off allowance** is paid twice a year at most for a household. This allowance cannot exceed the amount of five allowances in total determined in law, except for cases requiring greater amount due to special circumstances. The decision on the approval of such payment is made by an executive of the body that determines this right.

**Allowance for care rendered by other person** is a special allowance for persons requiring assistance of other person for satisfying their existential needs.

#### **Other forms of protection and services**

**Classification on the basis of diagnoses** is categorisation of mentally and physically handicapped children done by organization in charge.

**Assistance in exercising certain rights** refers to cases of rendering help for regulating pension, alimentation, etc.

**Assistance in solving issues concerning children of divorced parents or parents in divorce procedure** is considered giving opinions and suggestions to court about custody of children after divorce in cases when parents have reached no agreement.

**Care and other services rendered in home** refer to rendering health care in home to severely and less severely chronically diseased, immobile and otherwise diseased persons, irrespective of their financial condition.

**Assistance in normalizing marriage and family relationship** is done, regularly, through advisory methods and giving professional opinions of social, psychological, pedagogical, legal or other character. Here are included issues about parent's rights to visit children during and after the divorce, child recognition, and the like.

**Other services** are professional expertise, written reports and mediation at other institution in order to provide appropriate help as well as assistance in providing food, clothes, footwear, fuel, etc.

#### **SOCIAL WELFARE INSTITUTIONS**

**Institutions for children and adolescents without parental care** provide temporary or permanent care, food, health care, upbringing, education and vocational training for children and youth in need of such a form of protection.

**Social welfare institutions for mentally and physically handicapped children and adolescents** provide depending on the type and extent of disability, temporary or permanent accommodation, care, upbringing,

posebnim uslovima.

**Ustanove socijalne zaštite za odrasle invalidne osobe** su preduzeća za profesionalnu rehabilitaciju koja osiguravaju stručno osposobljavanje i zapošljavanje osoba s umanjenim radnim sposobnostima. Zaposleni u ovim preduzećima su invalidne osobe koja mogu raditi u preduzeću ili kod kuće i rehabilitanti – invalidne osobe koje se nalaze na osposobljavanju ili prekvalifikaciji.

**Ustanove socijalne zaštite za odrasle osobe** su domovi za penzionere i druge odrasle osobe i socijalno-gerijatrijski centri koji osiguravaju privremeni ili trajni smještaj, ishranu, njegu i zdravstvenu zaštitu odraslim osobama koja su bez sredstava za život, bez porodičnog staranja, ometena u psihičkom ili fizičkom razvoju i uslijed toga nesposobne za samostalan život, a i bez uslova da im se osigura odgovarajuća njega i pomoć u sopstvenoj porodici.

*education and training for work under special conditions.*

**Social welfare institutions for adult disabled persons** are enterprises for professional rehabilitation which provide vocational training and employment of persons with impaired working capability. Employees of such enterprises are handicapped persons able to work in enterprises or at home and persons on rehabilitation – disabled persons attending vocational training or training for new qualification.

**Social welfare institutions for adult persons** are homes for pensioners and other adult persons and social-geriatric centres which provide temporary or permanent accommodation, food, nursing and health care for adult persons without financial resources or family care, mentally or physically disabled and therefore incapable for independent life and without conditions required for help being rendered in their own family.



**KORISNICI, OBLICI, MJERE I USLUGE  
SOCIJALNE ZAŠTITE**

---

**BENEFICIARIES, FORMS, MEASURES AND  
SERVICES OF SOCIAL WELFARE**





## 1. Broj centara za socijalni rad u BiH

*Number of social welfare centres in BiH*

	FBiH	RS	BDBiH	BiH
2005.	72	44	-	116
2006.	71	45	-	116
2007.	71	45	-	116
2008.	72	45	-	117
2009.	72	45 <sup>1</sup>	-	117
2010.	72	45 <sup>1</sup>	-	117

\* U Brčko distriktu BiH ne postoji centar za socijalni rad već samo jedan pododjel u okviru Odjela za zdravstvo.

\* Social welfare center doesn't exist in Brcko District, there is only one department for Social welfare within Health Center of Brcko Distrikt.

<sup>1</sup> U Republici Srpskoj od 2009. godine postoji i 10 službi socijalne zaštite koje djeluju pri općinama.

<sup>1</sup> In Republica Srpska, from 2009 are functioning 10 Social welfare services at Municipalities.

## 2. Obrađeni slučajevi - intervencije u centrima za socijalni rad

*Treatments rendered in Social welfare centres*

	Broj slučajeva obrađenih u centru <i>Number of cases handled in centre</i>			Broj intervencija pruženih u centru <i>Number of treatments rendered in centre</i>		
	svega <i>all</i>	muški <i>males</i>	ženski <i>females</i>	svega <i>all</i>	muški <i>males</i>	ženski <i>females</i>
2005.	484.957	234.855	250.102	444.244	287.956	156.288
2006.	532.666	260.485	272.181	536.177	346.854	189.323
2007.	582.370	293.111	289.259	583.333	305.374	277.959
2008.	596.816	315.945	280.871	665.779	361.740	304.039
2009.	628.297	311.378	316.919	752.628	403.955	348.673
2010.	623.282	304.489	318.793	723.373	391.866	331.507

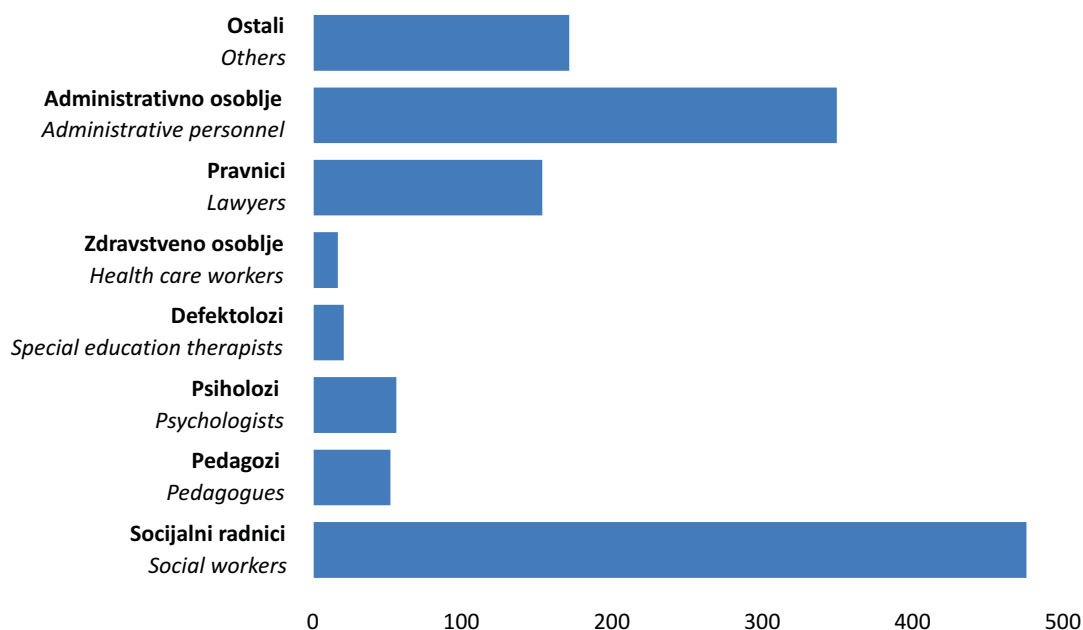
### 3. Zaposleni u centrima za socijalni rad

*Employees in the social welfare centres*

	2005.	2006.	2007.	2008.	2009.	2010.	
<b>UKUPNO</b>	<b>1.067</b>	<b>1.087</b>	<b>1.183</b>	<b>1.248</b>	<b>1.250</b>	<b>1.286</b>	<b>TOTAL</b>
muški	285	277	305	326	298	316	<i>males</i>
ženski	782	810	878	922	952	970	<i>females</i>
<b>Socijalni radnici</b>	403	402	437	456	468	474	<i>Social workers</i>
<b>Pedagozi</b>	45	43	56	48	52	51	<i>Pedagogues</i>
<b>Psiholozi</b>	29	26	41	55	48	55	<i>Psychologists</i>
<b>Defektolozi</b>	17	25	19	21	21	20	<i>Special education therapists</i>
<b>Zdravstveno osoblje</b>	5	7	8	6	6	16	<i>Health care workers</i>
<b>Pravnici</b>	106	114	131	146	145	152	<i>Lawyers</i>
<b>Administrativno osoblje</b>	323	330	338	350	339	348	<i>Administrative personnel</i>
<b>Ostali</b>	139	140	153	166	171	170	<i>Others</i>

**Grafikon 1**  
*Graph 1*

**Zaposleni u centrima za socijalni rad u 2010. godini**  
*Employees in the social welfare centres in 2010*



**MALOLJETNI KORISNICI SOCIJALNE ZAŠTITE**  
*MINOR BENEFICIARIES OF SOCIAL WELFARE*

**4. Korisnici prema kategorijama i spolu**  
*Beneficiaries by categories and sex*

Kategorija korisnika <i>Category of beneficiary</i>		2005.	2006.	2007.	2008.	2009.	2010.	
<b>UKUPNO</b> <i>TOTAL</i>	<b>svega</b>	<b>144.027</b>	<b>150.851</b>	<b>151.854</b>	<b>162.303</b>	<b>162.648</b>	<b>170.594</b>	<b>all</b>
	muški	78.004	80.038	80.482	84.521	85.876	90.092	males
	ženski	66.023	70.813	71.372	77.782	76.772	80.502	females
<b>UGROŽENI PORODIČNOM SITUACIJOM</b> <i>DISADVANTAGED BY FAMILY SITUATION</i>	<b>svega</b>	<b>57.078</b>	<b>60.955</b>	<b>63.153</b>	<b>66.482</b>	<b>70.787</b>	<b>73.839</b>	<b>all</b>
	muški	28.980	31.630	32.659	33.857	35.925	37.863	males
	ženski	28.098	29.325	30.494	32.625	34.862	35.976	females
<b>Djeca bez oba roditelja</b> <i>Children without both parents</i>	<b>svega</b>	<b>1.325</b>	<b>1.312</b>	<b>1.224</b>	<b>1.204</b>	<b>1.024</b>	<b>954</b>	<b>all</b>
	muški	656	655	586	577	498	494	males
	ženski	669	657	638	627	526	460	females
<b>Djeca nepoznatih roditelja</b> <i>Children of unknown parents</i>	<b>svega</b>	<b>103</b>	<b>103</b>	<b>88</b>	<b>101</b>	<b>77</b>	<b>69</b>	<b>all</b>
	muški	58	61	52	52	42	43	males
	ženski	45	42	36	49	35	26	females
<b>Djeca napuštena od roditelja</b> <i>Children abandoned by parents</i>	<b>svega</b>	<b>818</b>	<b>801</b>	<b>792</b>	<b>825</b>	<b>814</b>	<b>833</b>	<b>all</b>
	muški	410	404	411	432	418	439	males
	ženski	408	397	381	393	396	394	females
<b>Djeca roditelja spriječenih da obavljaju roditeljsku dužnost</b> <i>Children of parents prevented from performing parental duty</i>	<b>svega</b>	<b>682</b>	<b>726</b>	<b>723</b>	<b>849</b>	<b>863</b>	<b>896</b>	<b>all</b>
	muški	372	401	379	439	447	498	males
	ženski	310	325	344	410	416	398	females
<b>Djeca roditelja lišenih roditeljskih prava</b> <i>Children of parents deprived of parental rights</i>	<b>svega</b>	<b>223</b>	<b>61</b>	<b>65</b>	<b>82</b>	<b>89</b>	<b>82</b>	<b>all</b>
	muški	115	30	34	46	50	47	males
	ženski	108	31	31	36	39	35	females
<b>Djeca roditelja koja nemaju dovoljno prihoda</b> <i>Children of parents with insufficient income</i>	<b>svega</b>	<b>42.586</b>	<b>46.318</b>	<b>47.658</b>	<b>49.819</b>	<b>54.155</b>	<b>57.444</b>	<b>all</b>
	muški	20.952	23.712	24.416	25.043	26.922	28.924	males
	ženski	21.634	22.606	23.242	24.776	27.233	28.520	females

Kategorija korisnika <i>Category of beneficiary</i>		2005.	2006.	2007.	2008.	2009.	2010.	
Djeca roditelja koji zanemaruju ili zlostavljaju djecu <i>Children of parents who neglect or molest children</i>	svoga	1.873	1.913	2.085	2.271	2.118	2.002	<b>all</b>
	muški	971	985	1.059	1.094	1.066	988	<i>males</i>
	ženski	902	928	1.026	1.177	1.052	1.014	<i>females</i>
Djeca čiji je razvoj ometen porodičnim prilikama <i>Children whose development is hindered by family situation</i>	svoga	5.690	6.172	6.896	7.108	7.595	7.321	<b>all</b>
	muški	2.779	3.041	3.296	3.295	3.784	3.585	<i>males</i>
	ženski	2.911	3.131	3.600	3.813	3.811	3.736	<i>females</i>
Odgojno zanemarena i zapuštena djeca <i>Socially neglected and maladjusted children</i>	svoga	3.778	3.549	3.622	4.223	4.052	4.238	<b>all</b>
	muški	2.667	2.341	2.426	2.879	2.698	2.845	<i>males</i>
	ženski	1.111	1.208	1.196	1.344	1.354	1.393	<i>females</i>
OSOBE SA SMETNJAMA U PSIHIČKOM I FIZIČKOM RAZVOJU <i>MENTALLY AND PHYSICALLY HANDICAPPED PERSONS</i>	svoga	10.152	11.111	11.793	12.528	13.645	13.948	<b>all</b>
	muški	6.053	6.206	6.307	6.726	7.390	7.631	<i>males</i>
	ženski	4.099	4.905	5.486	5.802	6.255	6.317	<i>females</i>
Sa oštećenjem vida <i>With visual impairment</i>	svoga	697	767	789	845	837	839	<b>all</b>
	muški	362	399	421	446	422	436	<i>males</i>
	ženski	335	368	368	399	415	403	<i>females</i>
Sa oštećenjem sluha <i>With visual impairment</i>	svoga	634	708	788	791	779	797	<b>all</b>
	muški	347	376	409	395	380	401	<i>males</i>
	ženski	287	332	379	396	399	396	<i>females</i>
Sa poremećajima u glasu i govoru <i>With voice and speech impediments</i>	svoga	816	809	886	934	925	925	<b>all</b>
	muški	537	461	472	502	465	463	<i>males</i>
	ženski	279	348	414	432	460	462	<i>females</i>
Fizički invalidne osobe <i>Physically disabled persons</i>	svoga	1.426	1.750	1.948	2.147	2.194	2.244	<b>all</b>
	muški	826	1.012	1.014	1.101	1.135	1.137	<i>males</i>
	ženski	600	738	934	1.046	1.059	1.107	<i>females</i>
Mentalno zaostale osobe <i>Mentally disabled persons</i>	svoga	3.465	4.182	4.343	4.549	4.596	4.799	<b>all</b>
	muški	2.056	2.304	2.396	2.485	2.525	2.716	<i>males</i>
	ženski	1.409	1.878	1.947	2.064	2.071	2.083	<i>females</i>
Sa poremećajima u ponašanju i ličnosti <i>With behavioural and personal breakdown</i>	svoga	992	1.089	1.196	1.117	1.064	923	<b>all</b>
	muški	609	626	698	665	673	619	<i>males</i>
	ženski	383	463	498	452	391	304	<i>females</i>
Sa kombinovanim smetnjama <i>With combined handicaps</i>	svoga	2.122	2.545	2.758	2.960	3.250	3.421	<b>all</b>
	muški	1.316	1.465	1.449	1.629	1.790	1.859	<i>males</i>
	ženski	806	1.080	1.309	1.331	1.460	1.562	<i>females</i>

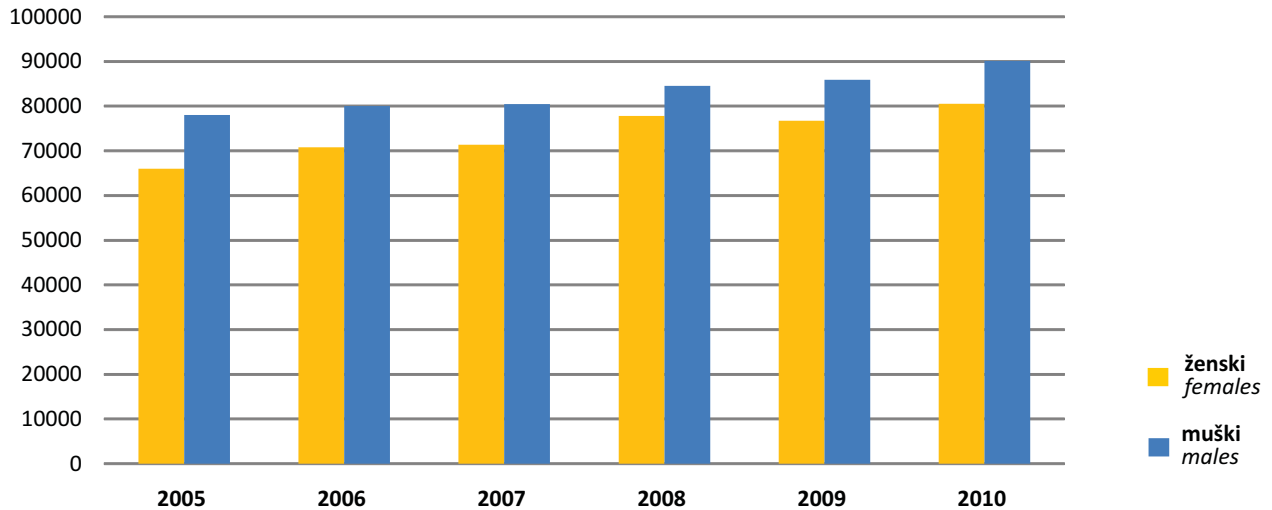
Kategorija korisnika <i>Category of beneficiary</i>		2005.	2006.	2007.	2008.	2009.	2010.	
<b>OSOBE DRUŠTVENO NEPRIHVATLJIVOG PONAŠANJA</b> <i>PERSONS WITH SOCIAL UNACCEPTABLE BEHAVIOR</i>	<b>svega</b>	<b>6.369</b>	<b>6.938</b>	<b>7.002</b>	<b>7.728</b>	<b>7.791</b>	<b>8.268</b>	<b>all</b>
	muški	4.926	5.276	5.236	5.331	5.879	6.210	males
	ženski	1.443	1.662	1.766	2.397	1.912	2.058	females
<b>Sklone skitnji</b> <i>Inclined to vagrancy</i>	<b>svega</b>	<b>925</b>	<b>1.024</b>	<b>999</b>	<b>1.086</b>	<b>982</b>	<b>1.003</b>	<b>all</b>
	muški	615	708	625	642	603	564	males
	ženski	310	316	374	444	379	439	females
<b>Sklone prosjačenju</b> <i>Inclined to begging</i>	<b>svega</b>	<b>872</b>	<b>1.008</b>	<b>1.024</b>	<b>1.251</b>	<b>1.304</b>	<b>1.392</b>	<b>all</b>
	muški	477	536	528	651	635	712	males
	ženski	395	472	496	600	669	680	females
<b>Sklone prostituciji</b> <i>Inclined to prostitution</i>	<b>svega</b>	<b>269</b>	<b>197</b>	<b>237</b>	<b>293</b>	<b>189</b>	<b>203</b>	<b>all</b>
	muški	143	21	74	82	50	63	males
	ženski	126	176	163	211	139	140	females
<b>Sklone vršenju krivičnih djela</b> <i>Inclined to committing criminal acts</i>	<b>svega</b>	<b>3.555</b>	<b>3.756</b>	<b>3.911</b>	<b>4.296</b>	<b>4.531</b>	<b>4.815</b>	<b>all</b>
	muški	3.138	3.272	3.387	3.354	4.014	4.246	males
	ženski	417	484	524	942	517	569	females
<b>Alkoholičari</b> <i>Alcoholics</i>	<b>svega</b>	<b>372</b>	<b>505</b>	<b>369</b>	<b>323</b>	<b>342</b>	<b>388</b>	<b>all</b>
	muški	280	424	303	265	265	294	males
	ženski	92	81	66	58	77	94	females
<b>Narkomani</b> <i>Drug addicts</i>	<b>svega</b>	<b>376</b>	<b>448</b>	<b>462</b>	<b>479</b>	<b>443</b>	<b>467</b>	<b>all</b>
	muški	273	315	319	337	312	331	males
	ženski	103	133	143	142	131	136	females
<b>PSIHIČKI BOLESNE OSOBE</b> <i>MENTALLY ILL PERSONS</i>	<b>svega</b>	<b>328</b>	<b>386</b>	<b>374</b>	<b>389</b>	<b>425</b>	<b>447</b>	<b>all</b>
	muški	195	228	216	208	221	242	males
	ženski	133	158	158	181	204	205	females
<b>Sklone raznim psihičkim oboljenjima</b> <i>Inclined to different mental diseases</i>	<b>svega</b>	<b>328</b>	<b>386</b>	<b>374</b>	<b>389</b>	<b>425</b>	<b>447</b>	<b>all</b>
	muški	195	228	216	208	221	242	males
	ženski	133	158	158	181	204	205	females
<b>OSOBE U STANJU RAZLIČITIH SOCIJALNO-ZAŠTITNIH POTREBA</b> <i>PERSONS IN DIFFERENT SOCIAL AND PROTECTIVE NEEDS</i>	<b>svega</b>	<b>62.104</b>	<b>60.427</b>	<b>61.860</b>	<b>64.311</b>	<b>64.087</b>	<b>67.143</b>	<b>all</b>
	muški	33.598	31.324	32.215	33.198	33.501	34.767	males
	ženski	28.506	29.103	29.645	31.113	30.586	32.376	females
<b>Sa teškim stambenim prilikama</b> <i>With serious housing problems</i>	<b>svega</b>	<b>7.252</b>	<b>4.442</b>	<b>5.370</b>	<b>5.434</b>	<b>5.309</b>	<b>5.478</b>	<b>all</b>
	muški	3.707	2.380	2.511	2.761	2.705	2.778	males
	ženski	3.545	2.062	2.859	2.673	2.604	2.700	females
<b>Vratile se sa izdržavanja kazne</b> <i>Returned from imprisonment</i>	<b>svega</b>	<b>19</b>	<b>14</b>	<b>15</b>	<b>12</b>	<b>21</b>	<b>22</b>	<b>all</b>
	muški	15	13	7	9	16	20	males
	ženski	4	1	8	3	5	2	females

Kategorija korisnika <i>Category of beneficiary</i>		2005.	2006.	2007.	2008.	2009.	2010.	
<b>Stradale u elementarnim nepogodama</b> <i>Suffered in natural disasters</i>	<b>svoga</b>	<b>57</b>	<b>137</b>	<b>90</b>	<b>80</b>	<b>119</b>	<b>386</b>	<b>all</b>
	muški	30	65	46	52	61	192	males
	ženski	27	72	44	28	58	194	females
<b>Civilne žrtve rata</b> <i>Civil victims of war</i>	<b>svoga</b>	<b>682</b>	<b>645</b>	<b>613</b>	<b>568</b>	<b>173</b>	<b>201</b>	<b>all</b>
	muški	351	356	340	298	104	127	males
	ženski	331	289	273	270	69	74	females
<b>Članovi porodice civilnih žrtava rata</b> <i>Members of family of civil victims of war</i>	<b>svoga</b>	<b>896</b>	<b>1.962</b>	<b>681</b>	<b>692</b>	<b>702</b>	<b>950</b>	<b>all</b>
	muški	496	1.098	396	390	366	527	males
	ženski	400	864	285	302	336	423	females
<b>Kojima su potrebne usluge socijalnog rada</b> <i>Who need services of social welfare</i>	<b>svoga</b>	<b>53.198</b>	<b>53.227</b>	<b>55.091</b>	<b>57.525</b>	<b>57.763</b>	<b>60.106</b>	<b>all</b>
	muški	28.999	27.412	28.915	29.688	30.249	31.123	males
	ženski	24.199	25.815	26.176	27.837	27.514	28.983	females
<b>BEZ SPECIFIČNE KATEGORIJE (OSTALI)</b> <i>WITHOUT SPECIFIC CATEGORY (OTHERS)</i>	<b>svoga</b>	<b>7.996</b>	<b>11.034</b>	<b>7.672</b>	<b>10.865</b>	<b>5.913</b>	<b>6.949</b>	<b>all</b>
	muški	4.252	5.374	3.849	5.201	2.960	3.379	males
	ženski	3.744	5.660	3.823	5.664	2.953	3.570	females

**Grafikon 2**

Graph 2

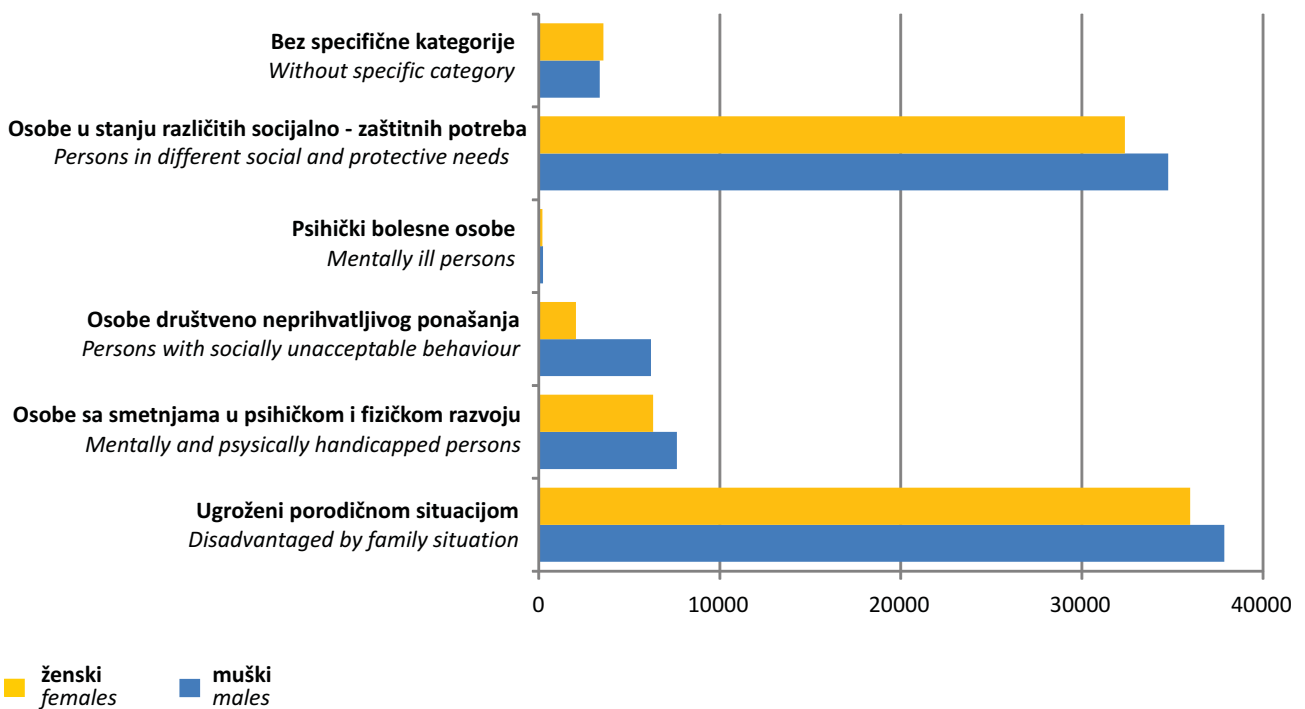
**Maloljetni korisnici socijalne zaštite prema spolu**  
*Minor beneficiaries of social welfare by sex*



**Grafikon 3**

Graph 3

**Maloljetni korisnici socijalne zaštite prema grupama kategorija i spolu u 2010. godini**  
*Minor beneficiaries of social welfare by type of category and sex in 2010*



**5. Maloljetni korisnici prema kategorijama, spolu i starosnim grupama u 2010. godini**  
*Minor beneficiaries by category, sex and age in 2010*

Kategorija korisnika <i>Category of beneficiary</i>		Ukupno <i>Total</i>	Starost / Age				
			ispod 7 godina <i>under 7 years</i>	7 - 14	15 - 16	17 - 18	
<b>UKUPNO</b> <i>TOTAL</i>	<b>svoga</b>	<b>170.594</b>	<b>37.754</b>	<b>53.467</b>	<b>44.643</b>	<b>34.730</b>	<b>all</b>
	muški	90.092	19.411	27.144	24.426	19.111	<i>males</i>
	ženski	80.502	18.343	26.323	20.217	15.619	<i>females</i>
<b>UGROŽENI PORODIČNOM SITUACIJOM</b> <i>DISADVANTAGED BY FAMILY SITUATION</i>	<b>svoga</b>	<b>73.839</b>	<b>20.701</b>	<b>25.240</b>	<b>17.930</b>	<b>9.968</b>	<b>all</b>
	muški	37.863	10.343	12.589	9.487	5.444	<i>males</i>
	ženski	35.976	10.358	12.651	8.443	4.524	<i>females</i>
<b>Djeca bez oba roditelja</b> <i>Children without both parents</i>	<b>svoga</b>	<b>954</b>	<b>144</b>	<b>322</b>	<b>259</b>	<b>229</b>	<b>all</b>
	muški	494	72	167	136	119	<i>males</i>
	ženski	460	72	155	123	110	<i>females</i>
<b>Djeca nepoznatih roditelja</b> <i>Children of unknown parents</i>	<b>svoga</b>	<b>69</b>	<b>32</b>	<b>19</b>	<b>13</b>	<b>5</b>	<b>all</b>
	muški	43	21	12	8	2	<i>males</i>
	ženski	26	11	7	5	3	<i>females</i>
<b>Djeca napuštena od roditelja</b> <i>Children abandoned by parents</i>	<b>svoga</b>	<b>833</b>	<b>206</b>	<b>325</b>	<b>178</b>	<b>124</b>	<b>all</b>
	muški	439	102	170	101	66	<i>males</i>
	ženski	394	104	155	77	58	<i>females</i>
<b>Djeca roditelja spriječenih da obavljaju roditeljsku dužnost</b> <i>Children of parents prevented from performing parental duty</i>	<b>svoga</b>	<b>896</b>	<b>246</b>	<b>315</b>	<b>202</b>	<b>133</b>	<b>all</b>
	muški	498	128	177	112	81	<i>males</i>
	ženski	398	118	138	90	52	<i>females</i>
<b>Djeca roditelja lišenih roditeljskih prava</b> <i>Children of parents deprived of parental rights</i>	<b>svoga</b>	<b>82</b>	<b>23</b>	<b>34</b>	<b>13</b>	<b>12</b>	<b>all</b>
	muški	47	11	21	7	8	<i>males</i>
	ženski	35	12	13	6	4	<i>females</i>
<b>Djeca roditelja koja nemaju dovoljno prihoda</b> <i>Children of parents who have not enough income for care</i>	<b>svoga</b>	<b>57.444</b>	<b>17.091</b>	<b>19.494</b>	<b>13.736</b>	<b>7.123</b>	<b>all</b>
	muški	28.924	8.602	9.553	7.095	3.674	<i>males</i>
	ženski	28.520	8.489	9.941	6.641	3.449	<i>females</i>
<b>Djeca roditelja koji zanemaruju ili zlostavljaju djecu</b> <i>Parents neglect or molest children</i>	<b>svoga</b>	<b>2.002</b>	<b>558</b>	<b>744</b>	<b>457</b>	<b>243</b>	<b>all</b>
	muški	988	255	374	235	124	<i>males</i>
	ženski	1.014	303	370	222	119	<i>females</i>



Kategorija korisnika <i>Category of beneficiary</i>	Ukupno <i>Total</i>	Starost / Age					
		ispod 7 godina <i>under 7 years</i>	7 - 14	15 - 16	17 - 18		
<b>Djeca čiji je razvoj ometen porodičnim prilikama</b> <i>Children whose development is hindeed by family situation</i>	<b>svega</b> muški ženski	<b>7.321</b> 3.585 3.736	<b>1.888</b> 879 1.009	<b>2.675</b> 1.284 1.391	<b>1.794</b> 911 883	<b>964</b> 511 453	<b>all</b> <i>males</i> <i>females</i>
<b>Odgojno zanemarena i zapuštena djeca</b> <i>Socially neglected and maladjusted children</i>	<b>svega</b> muški ženski	<b>4.238</b> 2.845 1.393	<b>513</b> 273 240	<b>1.312</b> 831 481	<b>1.278</b> 882 396	<b>1.135</b> 859 276	<b>all</b> <i>males</i> <i>females</i>
<b>OSOBE SA SMETNJAMA U PSIHIČKOM I FIZIČKOM RAZVOJU</b> <i>MENTALLY AND PHYSICALLY HANDICAPPED PERSONS</i>	<b>svega</b> muški ženski	<b>13.948</b> 7.631 6.317	<b>2.509</b> 1.312 1.197	<b>5.247</b> 2.819 2.428	<b>3.675</b> 2.068 1.607	<b>2.517</b> 1.432 1.085	<b>all</b> <i>males</i> <i>females</i>
<b>Sa oštećenjem vida</b> <i>With visual impairment</i>	<b>svega</b> muški ženski	<b>839</b> 436 403	<b>162</b> 87 75	<b>315</b> 158 157	<b>199</b> 104 95	<b>163</b> 87 76	<b>all</b> <i>males</i> <i>females</i>
<b>Sa oštećenjem sluha</b> <i>With visual impairment</i>	<b>svega</b> muški ženski	<b>797</b> 401 396	<b>144</b> 67 77	<b>295</b> 152 143	<b>205</b> 106 99	<b>153</b> 76 77	<b>all</b> <i>males</i> <i>females</i>
<b>Sa poremećajima u glasu i govoru</b> <i>With voice and speech impediments</i>	<b>svega</b> muški ženski	<b>925</b> 463 462	<b>198</b> 102 96	<b>367</b> 174 193	<b>228</b> 120 108	<b>132</b> 67 65	<b>all</b> <i>males</i> <i>females</i>
<b>Fizički invalidne osobe</b> <i>Physically disabled persons</i>	<b>svega</b> muški ženski	<b>2.244</b> 1.137 1.107	<b>456</b> 207 249	<b>788</b> 393 395	<b>598</b> 321 277	<b>402</b> 216 186	<b>all</b> <i>males</i> <i>females</i>
<b>Mentalno zaostale osobe</b> <i>Mentally disabled persons</i>	<b>svega</b> muški ženski	<b>4.799</b> 2.716 2.083	<b>703</b> 394 309	<b>1.965</b> 1.090 875	<b>1.305</b> 721 584	<b>826</b> 511 315	<b>all</b> <i>males</i> <i>females</i>
<b>Sa poremećajima u ponašanju i ličnosti</b> <i>With behavioural and personal breakdown</i>	<b>svega</b> muški ženski	<b>923</b> 619 304	<b>46</b> 26 20	<b>173</b> 106 67	<b>406</b> 268 138	<b>298</b> 219 79	<b>all</b> <i>males</i> <i>females</i>

Kategorija korisnika <i>Category of beneficiary</i>		Ukupno <i>Total</i>	Starost / Age				
			ispod 7 godina <i>under 7 years</i>	7 - 14	15 - 16	17 - 18	
Sa kombinovanim smetnjama <i>With combined handicaps</i>	svoga	<b>3.421</b>	<b>800</b>	<b>1.344</b>	<b>734</b>	<b>543</b>	<b>all</b>
	muški	1.859	429	746	428	256	males
	ženski	1.562	371	598	306	287	females
OSOBE DRUŠTVENO NEPRIHVATLJIVOG PONAŠANJA <i>PERSONS WITH SOCIAL UNACCEPTABLE BEHAVIOR</i>	svoga	<b>8.268</b>	<b>295</b>	<b>1.589</b>	<b>3.209</b>	<b>3.175</b>	<b>all</b>
	muški	6.210	147	1.038	2.445	2.580	males
	ženski	2.058	148	551	764	595	females
Sklone skitnji <i>Inclined to vagrancy</i>	svoga	<b>1.003</b>	<b>43</b>	<b>390</b>	<b>350</b>	<b>220</b>	<b>all</b>
	muški	564	30	235	163	136	males
	ženski	439	13	155	187	84	females
Sklone prosjačenju <i>Inclined to begging</i>	svoga	<b>1.392</b>	<b>233</b>	<b>513</b>	<b>376</b>	<b>270</b>	<b>all</b>
	muški	712	107	247	206	152	males
	ženski	680	126	266	170	118	females
Sklone prostituciji <i>Inclined to prostitution</i>	svoga	<b>203</b>	<b>0</b>	<b>18</b>	<b>83</b>	<b>102</b>	<b>all</b>
	muški	63	0	5	25	33	males
	ženski	140	0	13	58	69	females
Sklone vršenju krivičnih djela <i>Inclined to committing criminal acts</i>	svoga	<b>4.815</b>	<b>17</b>	<b>587</b>	<b>2.105</b>	<b>2.106</b>	<b>all</b>
	muški	4.246	9	500	1.836	1.901	males
	ženski	569	8	87	269	205	females
Alkoholičari <i>Alcoholics</i>	svoga	<b>388</b>	<b>2</b>	<b>53</b>	<b>125</b>	<b>208</b>	<b>all</b>
	muški	294	1	40	95	158	males
	ženski	94	1	13	30	50	females
Narkomani <i>Drug addicts</i>	svoga	<b>467</b>	<b>0</b>	<b>28</b>	<b>170</b>	<b>269</b>	<b>all</b>
	muški	331	0	11	120	200	males
	ženski	136	0	17	50	69	females
PSIHIČKI BOLESNE OSOBE <i>MENTALLY ILL PERSONS</i>	svoga	<b>447</b>	<b>23</b>	<b>74</b>	<b>139</b>	<b>211</b>	<b>all</b>
	muški	242	10	35	80	117	males
	ženski	205	13	39	59	94	females
Sklone raznim psihičkim oboljenjima <i>Inclined to different mental diseases</i>	svoga	<b>447</b>	<b>23</b>	<b>74</b>	<b>139</b>	<b>211</b>	<b>all</b>
	muški	242	10	35	80	117	males
	ženski	205	13	39	59	94	females

Kategorija korisnika <i>Category of beneficiary</i>	Ukupno <i>Total</i>	Starost / Age					
		ispod 7 godina <i>under 7 years</i>	7 - 14	15 - 16	17 - 18		
<b>OSOBE U STANJU RAZLIČITIH SOCIJALNO-ZAŠTITNIH POTREBA</b> <i>PERSONS IN DIFFERENT SOCIAL AND PROTECTIVE NEEDS</i>	<b>svega</b>	<b>67.143</b>	<b>12.312</b>	<b>18.552</b>	<b>18.535</b>	<b>17.744</b>	<b>all</b>
	muški	34.767	6.493	9.365	9.857	9.052	males
	ženski	32.376	5.819	9.187	8.678	8.692	females
<b>Sa teškim stambenim prilikama</b> <i>With serious housing problems</i>	<b>svega</b>	<b>5.478</b>	<b>1.138</b>	<b>1.523</b>	<b>1.464</b>	<b>1.353</b>	<b>all</b>
	muški	2.778	523	805	759	691	males
	ženski	2.700	615	718	705	662	females
<b>Vratile se sa izdržavanja kazne</b> <i>Returned from imprisonment</i>	<b>svega</b>	<b>22</b>	<b>0</b>	<b>0</b>	<b>5</b>	<b>17</b>	<b>all</b>
	muški	20	0	0	4	16	males
	ženski	2	0	0	1	1	females
<b>Stradale u elementarnim nepogodama</b> <i>Suffered in natural disasters</i>	<b>svega</b>	<b>386</b>	<b>38</b>	<b>70</b>	<b>91</b>	<b>187</b>	<b>all</b>
	muški	192	15	38	43	96	males
	ženski	194	23	32	48	91	females
<b>Civilne žrtve rata</b> <i>Civil victims of war</i>	<b>svega</b>	<b>201</b>	<b>20</b>	<b>44</b>	<b>46</b>	<b>91</b>	<b>all</b>
	muški	127	12	25	31	59	males
	ženski	74	8	19	15	32	females
<b>Članovi porodice civilnih žrtava rata</b> <i>Members of family of civil victims of war</i>	<b>svega</b>	<b>950</b>	<b>153</b>	<b>211</b>	<b>270</b>	<b>316</b>	<b>all</b>
	muški	527	89	110	139	189	males
	ženski	423	64	101	131	127	females
<b>Kojima su potrebne usluge socijalnog rada</b> <i>Who need services of social welfare</i>	<b>svega</b>	<b>60.106</b>	<b>10.963</b>	<b>16.704</b>	<b>16.659</b>	<b>15.780</b>	<b>all</b>
	muški	31.123	5.854	8.387	8.881	8.001	males
	ženski	28.983	5.109	8.317	7.778	7.779	females
<b>BEZ SPECIFIČNE KATEGORIJE (OSTALI)</b> <i>WITHOUT SPECIFIC CATEGORY (OTHERS)</i>	<b>svega</b>	<b>6.949</b>	<b>1.914</b>	<b>2.765</b>	<b>1.155</b>	<b>1.115</b>	<b>all</b>
	muški	3.379	1.106	1.298	489	486	males
	ženski	3.570	808	1.467	666	629	females

**PUNOLJETNI KORISNICI SOCIJALNE ZAŠTITE**  
*ADULT BENEFICIARIES OF SOCIAL WELFARE*

**6. Korisnici prema kategorijama i spolu**  
*Beneficiaries by category and sex*

Kategorija korisnika <i>Category of beneficiary</i>		2005.	2006.	2007.	2008.	2009.	2010.	
<b>UKUPNO</b> <i>TOTAL</i>	<b>svoga</b>	<b>453.808</b>	<b>469.012</b>	<b>473.357</b>	<b>489.169</b>	<b>483.590</b>	<b>498.828</b>	<b>all</b>
	muški	219.265	225.587	224.955	240.085	228.684	234.661	males
	ženski	234.543	243.425	248.402	249.084	254.906	264.167	females
<b>KORISNICI SUBVENCIONIRANIH TROŠKOVA</b> <i>BENEFICIARIES OF SUBVENTIONS</i>	<b>svoga</b>	<b>24.314</b>	<b>22.624</b>	<b>15.691</b>	<b>23.059</b>	<b>25.801</b>	<b>30.062</b>	<b>all</b>
	muški	13.271	13.038	7.983	10.192	12.110	13.345	males
	ženski	11.043	9.586	7.708	12.867	13.691	16.717	females
Subvencionirani troškovi stanarine, grijanja, sahrane <i>Subventions for rents, heating, funeral</i>	<b>svoga</b>	<b>24.314</b>	<b>22.624</b>	<b>15.691</b>	<b>23.059</b>	<b>25.801</b>	<b>30.062</b>	<b>all</b>
	muški	13.271	13.038	7.983	10.192	12.110	13.345	males
	ženski	11.043	9.586	7.708	12.867	13.691	16.717	females
<b>OSOBE SA SMETNJAMA U PSIHIČKOM I FIZIČKOM RAZVOJU</b> <i>MENTALLY AND PHYSICALLY HANDICAPPED PERSONS</i>	<b>svoga</b>	<b>23.980</b>	<b>30.514</b>	<b>37.917</b>	<b>42.365</b>	<b>40.128</b>	<b>40.058</b>	<b>all</b>
	muški	12.826	16.172	19.544	20.834	20.998	20.604	males
	ženski	11.154	14.342	18.373	21.531	19.130	19.454	females
Sa oštećenjem vida <i>With visual impairment</i>	<b>svoga</b>	<b>2.789</b>	<b>3.151</b>	<b>3.688</b>	<b>4.031</b>	<b>4.009</b>	<b>3.732</b>	<b>all</b>
	muški	1.490	1.595	1.871	2.015	2.108	1.897	males
	ženski	1.299	1.556	1.817	2.016	1.901	1.835	females
Sa oštećenjem sluha <i>With hearing impairment</i>	<b>svoga</b>	<b>2.124</b>	<b>2.569</b>	<b>2.894</b>	<b>2.999</b>	<b>2.858</b>	<b>2.833</b>	<b>all</b>
	muški	1.190	1.299	1.518	1.540	1.516	1.470	males
	ženski	934	1.270	1.376	1.459	1.342	1.363	females
Sa poremećajima u glasu i govoru <i>With voice and speech impediments</i>	<b>svoga</b>	<b>850</b>	<b>991</b>	<b>1.295</b>	<b>1.251</b>	<b>1.025</b>	<b>1.878</b>	<b>all</b>
	muški	461	538	690	652	569	1.075	males
	ženski	389	453	605	599	456	803	females
Fizički invalidne osobe <i>Physically disabled persons</i>	<b>svoga</b>	<b>6.422</b>	<b>9.492</b>	<b>13.382</b>	<b>16.630</b>	<b>15.178</b>	<b>14.441</b>	<b>all</b>
	muški	3.447	4.943	6.459	7.762	7.661	7.073	males
	ženski	2.975	4.549	6.923	8.868	7.517	7.368	females
Mentalno nedovoljno razvijene osobe <i>Mentally disabled persons</i>	<b>svoga</b>	<b>8.001</b>	<b>9.699</b>	<b>11.107</b>	<b>10.950</b>	<b>9.900</b>	<b>10.028</b>	<b>all</b>
	muški	4.183	5.326	6.116	5.854	5.411	5.372	males
	ženski	3.818	4.373	4.991	5.096	4.489	4.656	females

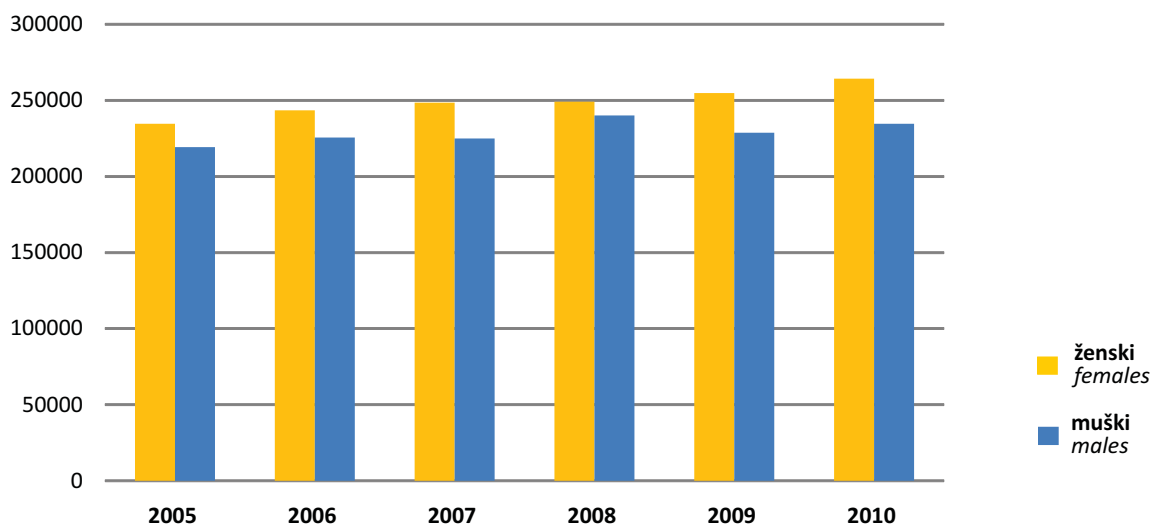
Kategorija korisnika <i>Category of beneficiary</i>		2005.	2006.	2007.	2008.	2009.	2010.	
<b>Sa poremećajima u ponašanju i ličnosti</b> <i>With behavioural and personality disorders</i>	<b>svoga</b>	<b>1.432</b>	<b>1.453</b>	<b>1.510</b>	<b>1.725</b>	<b>1.694</b>	<b>1.723</b>	<b>all</b>
	muški	857	875	864	1.018	921	959	males
	ženski	575	578	646	707	773	764	females
<b>Sa kombinovanim smetnjama</b> <i>With combined handicaps</i>	<b>svoga</b>	<b>3.201</b>	<b>3.960</b>	<b>4.971</b>	<b>5.898</b>	<b>5.464</b>	<b>5.423</b>	<b>all</b>
	muški	1.657	2.051	2.503	2.641	2.812	2.758	males
	ženski	1.544	1.909	2.414	3.257	2.652	2.665	females
<b>OSOBE DRUŠTVENO NEPRIHVATLJIVOG PONAŠANJA</b> <i>PERSONS WITH SOCIAL UNACCEPTABLE BEHAVIOR</i>	<b>svoga</b>	<b>6.852</b>	<b>7.358</b>	<b>7.344</b>	<b>8.177</b>	<b>7.969</b>	<b>8.241</b>	<b>all</b>
	muški	5.000	5.222	5.212	5.803	5.800	5.845	males
	ženski	1.852	2.136	2.132	2.374	2.169	2.396	females
<b>Sklone skitnji</b> <i>Inclined to vagrancy</i>	<b>svoga</b>	<b>1.249</b>	<b>973</b>	<b>968</b>	<b>1.094</b>	<b>1.023</b>	<b>1.059</b>	<b>all</b>
	muški	781	559	572	610	608	616	males
	ženski	468	414	396	484	415	443	females
<b>Sklone prosjačenju</b> <i>Inclined to begging</i>	<b>svoga</b>	<b>1.141</b>	<b>1.176</b>	<b>1.110</b>	<b>1.250</b>	<b>1.222</b>	<b>1.275</b>	<b>all</b>
	muški	518	506	524	578	578	560	males
	ženski	623	670	586	672	644	715	females
<b>Sklone prostituciji</b> <i>Inclined to prostitution</i>	<b>svoga</b>	<b>555</b>	<b>297</b>	<b>293</b>	<b>386</b>	<b>242</b>	<b>249</b>	<b>all</b>
	muški	350	55	27	92	25	24	males
	ženski	205	242	266	294	217	225	females
<b>Sklone vršenju krivičnih djela</b> <i>Inclined to committing criminal acts</i>	<b>svoga</b>	<b>1.081</b>	<b>1.711</b>	<b>1.629</b>	<b>1.810</b>	<b>1.961</b>	<b>2.243</b>	<b>all</b>
	muški	954	1.510	1.376	1.502	1.660	1.839	males
	ženski	127	201	253	308	301	404	females
<b>Alkoholičari</b> <i>Alcoholics</i>	<b>svoga</b>	<b>2.314</b>	<b>2.573</b>	<b>2.605</b>	<b>2.818</b>	<b>2.815</b>	<b>2.737</b>	<b>all</b>
	muški	1.974	2.147	2.175	2.427	2.396	2.299	males
	ženski	340	426	430	391	419	438	females
<b>Narkomani</b> <i>Drug addicts</i>	<b>svoga</b>	<b>487</b>	<b>628</b>	<b>739</b>	<b>819</b>	<b>706</b>	<b>678</b>	<b>all</b>
	muški	399	445	538	594	533	507	males
	ženski	88	183	201	225	173	171	females

Kategorija korisnika Category of beneficiary		2005.	2006.	2007.	2008.	2009.	2010.	
<b>PSIHIČKI BOLESNE OSOBE</b> <i>MENTALLY ILL PERSONS</i>	<b>svega</b>	<b>5.329</b>	<b>5.651</b>	<b>5.974</b>	<b>6.327</b>	<b>6.496</b>	<b>6.497</b>	<b>all</b>
	muški	2.816	3.080	3.306	3.357	3.416	3.291	males
	ženski	2.513	2.571	2.668	2.970	3.080	3.206	females
<b>Sklone raznim psihičkim oboljenjima</b> <i>Inclined to different mental diseases</i>	<b>svega</b>	<b>5.329</b>	<b>5.651</b>	<b>5.974</b>	<b>6.327</b>	<b>6.496</b>	<b>6.497</b>	<b>all</b>
	muški	2.816	3.080	3.306	3.357	3.416	3.291	males
	ženski	2.513	2.571	2.668	2.970	3.080	3.206	females
<b>OSOBE KOJE NEMAJU DOVOLJNO PRIHODA ZA IZDRŽAVANJE</b> <i>PERSONS NOT HAVING A SUFFICIENT INCOME TO SUPPORT THEMSELVES</i>	<b>svega</b>	<b>169.322</b>	<b>174.339</b>	<b>175.430</b>	<b>173.515</b>	<b>171.687</b>	<b>175.243</b>	<b>all</b>
	muški	81.344	82.807	84.230	81.334	81.663	82.789	males
	ženski	87.978	91.532	91.200	92.181	90.024	92.454	females
<b>Materijalno neosigurane i za rad nesposobne osobe</b> <i>Financially unprovided persons and persons unable to work</i>	<b>svega</b>	<b>41.094</b>	<b>40.737</b>	<b>40.111</b>	<b>39.546</b>	<b>39.961</b>	<b>40.185</b>	<b>all</b>
	muški	20.108	19.394	18.846	18.255	18.232	18.406	males
	ženski	20.986	21.343	21.265	21.291	21.729	21.779	females
<b>Stare osobe bez porodičnog staranja</b> <i>Old persons without family care</i>	<b>svega</b>	<b>20.926</b>	<b>21.589</b>	<b>21.905</b>	<b>18.811</b>	<b>18.173</b>	<b>18.079</b>	<b>all</b>
	muški	9.369	8.886	10.443	8.240	8.171	8.077	males
	ženski	11.557	12.703	11.462	10.571	10.002	10.002	females
<b>Hronično bolesne</b> <i>Chronically ill</i>	<b>svega</b>	<b>9.085</b>	<b>10.567</b>	<b>10.008</b>	<b>11.703</b>	<b>11.913</b>	<b>10.554</b>	<b>all</b>
	muški	4.015	5.445	4.747	5.502	5.183	4.751	males
	ženski	5.070	5.122	5.261	6.201	6.730	5.803	females
<b>Osobe kojima je zbog posebnih okolnosti potrebna socijalna zaštita</b> <i>Persons requiring social services due to specific circumstances</i>	<b>svega</b>	<b>31.591</b>	<b>28.214</b>	<b>31.630</b>	<b>32.326</b>	<b>35.116</b>	<b>41.467</b>	<b>all</b>
	muški	15.482	13.445	15.638	15.935	17.081	20.486	males
	ženski	16.109	14.769	15.992	16.391	18.035	20.981	females
<b>Ostale osobe u stanju socijalne zaštite</b> <i>Other persons in need of social services</i>	<b>svega</b>	<b>49.638</b>	<b>54.680</b>	<b>58.722</b>	<b>59.053</b>	<b>57.749</b>	<b>55.711</b>	<b>all</b>
	muški	23.852	27.369	29.522	29.137	29.720	27.559	males
	ženski	25.786	27.311	29.200	29.916	28.029	28.152	females
<b>Korisnici humanitarne pomoći</b> <i>Beneficiaries of humanitarian aid</i>	<b>svega</b>	<b>16.988</b>	<b>18.552</b>	<b>13.054</b>	<b>12.076</b>	<b>8.775</b>	<b>9.247</b>	<b>all</b>
	muški	8.518	8.268	5.034	4.265	3.276	3.510	males
	ženski	8.470	10.284	8.020	7.811	5.499	5.737	females

Kategorija korisnika <i>Category of beneficiary</i>		2005.	2006.	2007.	2008.	2009.	2010.	
<b>OSOBE U STANJU RAZLIČITIH SOCIJALNO-ZAŠTITNIH POTREBA</b> <i>PERSONS IN DIFFERENT SOCIAL AND PROTECTIVE NEEDS</i>	<b>svega</b>	<b>215.321</b>	<b>217.072</b>	<b>211.809</b>	<b>218.500</b>	<b>215.322</b>	<b>219.295</b>	<b>all</b>
	muški	99.689	99.464	95.425	110.860	98.735	100.627	males
	ženski	115.632	117.608	116.384	107.640	116.587	118.668	females
<b>Sa teškim stambenim prilikama</b> <i>With serious housing problems</i>	<b>svega</b>	<b>14.055</b>	<b>13.259</b>	<b>12.360</b>	<b>12.108</b>	<b>11.104</b>	<b>11.620</b>	<b>all</b>
	muški	7.183	5.602	5.729	5.660	5.105	5.410	males
	ženski	6.872	7.657	6.631	6.448	5.999	6.210	females
<b>Vratile se sa izdržavanja kazne</b> <i>Returned from imprisonment</i>	<b>svega</b>	<b>207</b>	<b>173</b>	<b>190</b>	<b>254</b>	<b>287</b>	<b>447</b>	<b>all</b>
	muški	166	156	174	220	264	432	males
	ženski	41	17	16	34	23	15	females
<b>Stradale u elementarnim nepogodama</b> <i>Suffered in natural disasters</i>	<b>svega</b>	<b>201</b>	<b>334</b>	<b>233</b>	<b>247</b>	<b>232</b>	<b>735</b>	<b>all</b>
	muški	107	157	111	133	122	366	males
	ženski	94	177	122	114	110	369	females
<b>Civilne žrtve rata</b> <i>Civil victims of war</i>	<b>svega</b>	<b>3.532</b>	<b>3.983</b>	<b>3.353</b>	<b>3.204</b>	<b>3.132</b>	<b>3.076</b>	<b>all</b>
	muški	1.981	2.099	1.824	1.770	1.737	1.630	males
	ženski	1.551	1.884	1.529	1.434	1.395	1.446	females
<b>Članovi porodice civilnih žrtava rata</b> <i>Members of family of civilian victims of war</i>	<b>svega</b>	<b>4.855</b>	<b>4.796</b>	<b>3.720</b>	<b>4.139</b>	<b>3.871</b>	<b>3.827</b>	<b>all</b>
	muški	1.970	2.014	1.397	1.641	1.589	1.597	males
	ženski	2.885	2.782	2.323	2.498	2.282	2.230	females
<b>Kojima su potrebne usluge socijalnog rada</b> <i>In need of social welfare services</i>	<b>svega</b>	<b>192.471</b>	<b>194.527</b>	<b>191.953</b>	<b>198.548</b>	<b>196.696</b>	<b>199.590</b>	<b>all</b>
	muški	88.282	89.436	86.190	101.436	89.918	91.192	males
	ženski	104.189	105.091	105.763	97.112	106.778	108.398	females
<b>BEZ SPECIFIČNE KATEGORIJE</b> <i>WITHOUT SPECIFIC CATEGORY</i>	<b>svega</b>	<b>8.690</b>	<b>11.454</b>	<b>19.192</b>	<b>17.226</b>	<b>16.187</b>	<b>19.432</b>	<b>all</b>
	muški	4.319	5.804	9.255	7.705	5.962	8.160	males
	ženski	4.371	5.650	9.937	9.521	10.225	11.272	females

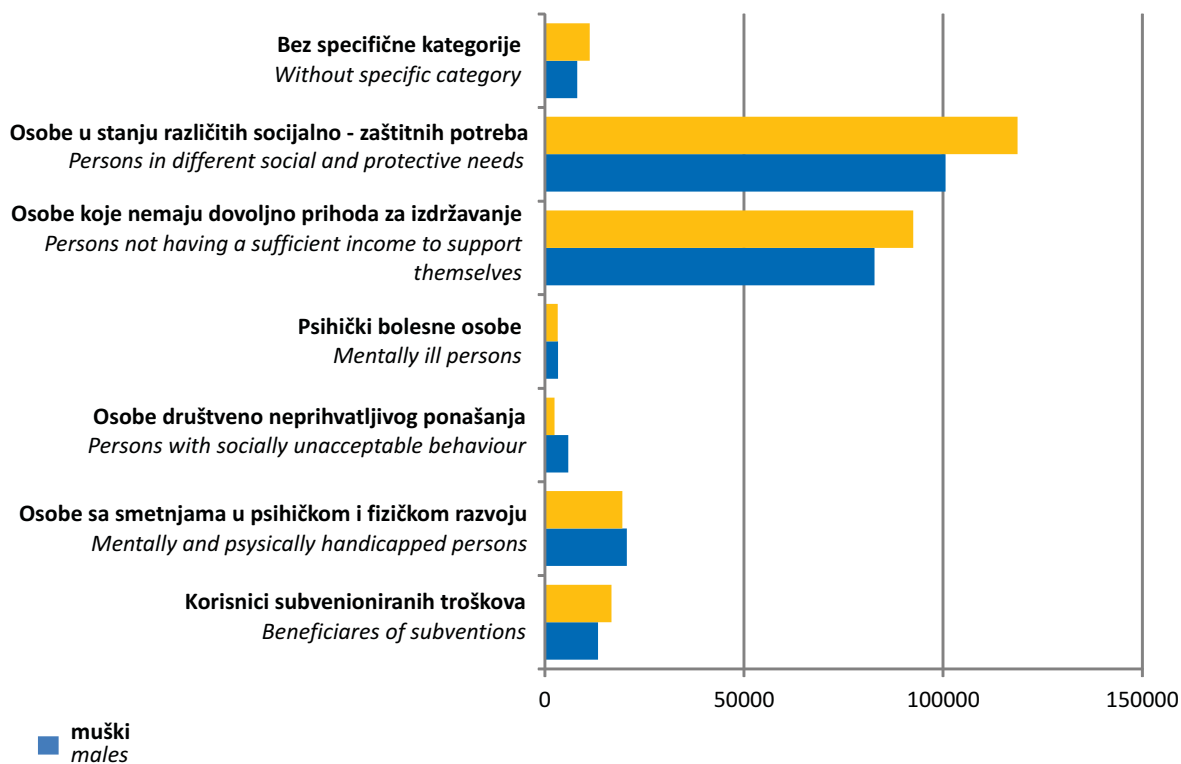
**Grafikon 4**  
Graph 4

**Punoljetni korisnici socijalne zaštite prema spolu**  
*Adult beneficiaries of social welfare by sex*



**Grafikon 5**  
Graph 5

**Punoljetni korisnici socijalne zaštite prema grupama kategorija i spolu u 2010. godini**  
*Adult beneficiaries of social welfare by type of category and sex in 2010*





**7. Punoljetni korisnici prema kategorijama, spolu i starosnim grupama u 2010. godini**  
*Adult beneficiaries by category, sex and age in 2010*

Kategorija korisnika <i>Category of beneficiary</i>		Ukupno <i>Total</i>	Starost / Age						
			18 - 21	22 - 26	27 - 45	46 - 59	60 - 65	65 +	
<b>UKUPNO</b> <i>TOTAL</i>	svoga	<b>498.828</b>	<b>42.172</b>	<b>56.039</b>	<b>99.219</b>	<b>100.040</b>	<b>97.103</b>	<b>104.255</b>	<i>all</i>
	muški	234.661	20.974	26.468	46.267	45.496	46.205	49.251	<i>males</i>
	ženski	264.167	21.198	29.571	52.952	54.544	50.898	55.004	<i>females</i>
<b>KORISNICI SUBVENCIONIRANIH TROŠKOVA</b> <i>BENEFICIARIES OF SUBVENTIONS</i>	svoga	<b>30.062</b>	<b>941</b>	<b>3.693</b>	<b>7.723</b>	<b>5.571</b>	<b>5.487</b>	<b>6.647</b>	<i>all</i>
	muški	13.345	412	1.448	3.559	2.714	2.375	2.837	<i>males</i>
	ženski	16.717	529	2.245	4.164	2.857	3.112	3.810	<i>females</i>
Subvencionirani troškovi stanarine, grijanja, sahrane <i>Subventions for rents, heating, funeral</i>	svoga	<b>30.062</b>	<b>941</b>	<b>3.693</b>	<b>7.723</b>	<b>5.571</b>	<b>5.487</b>	<b>6.647</b>	<i>all</i>
	muški	13.345	412	1.448	3.559	2.714	2.375	2.837	<i>males</i>
	ženski	16.717	529	2.245	4.164	2.857	3.112	3.810	<i>females</i>
<b>OSOBE SA SMETNJAMA U PSIHIČKOM I FIZIČKOM RAZVOJU</b> <i>MENTALLY AND PHYSICALLY HANDICAPPED PERSONS</i>	svoga	<b>40.058</b>	<b>3.228</b>	<b>4.442</b>	<b>8.825</b>	<b>8.454</b>	<b>6.964</b>	<b>8.145</b>	<i>all</i>
	muški	20.604	1.751	2.339	4.530	4.327	3.455	4.202	<i>males</i>
	ženski	19.454	1.477	2.103	4.295	4.127	3.509	3.943	<i>females</i>
Sa oštećenjem vida <i>With visual impairment</i>	svoga	<b>3.732</b>	<b>200</b>	<b>332</b>	<b>523</b>	<b>722</b>	<b>797</b>	<b>1.158</b>	<i>all</i>
	muški	1.897	110	184	265	355	412	571	<i>males</i>
	ženski	1.835	90	148	258	367	385	587	<i>females</i>
Sa oštećenjem sluha <i>With hearing impairment</i>	svoga	<b>2.833</b>	<b>186</b>	<b>275</b>	<b>565</b>	<b>527</b>	<b>621</b>	<b>659</b>	<i>all</i>
	muški	1.470	93	135	293	284	313	352	<i>males</i>
	ženski	1.363	93	140	272	243	308	307	<i>females</i>
Sa poremećajima u glasu i govoru <i>With voice and speech impediments</i>	svoga	<b>1.878</b>	<b>128</b>	<b>198</b>	<b>378</b>	<b>456</b>	<b>373</b>	<b>345</b>	<i>all</i>
	muški	1.075	70	118	219	285	180	203	<i>males</i>
	ženski	803	58	80	159	171	193	142	<i>females</i>
Fizički invalidne osobe <i>Physically disabled persons</i>	svoga	<b>14.441</b>	<b>840</b>	<b>1.057</b>	<b>2.261</b>	<b>3.127</b>	<b>2.993</b>	<b>4.163</b>	<i>all</i>
	muški	7.073	453	576	1.081	1.520	1.414	2.029	<i>males</i>
	ženski	7.368	387	481	1.180	1.607	1.579	2.134	<i>females</i>
Mentalno nedovoljno razvijene osobe <i>Mentally disabled persons</i>	svoga	<b>10.028</b>	<b>929</b>	<b>1.422</b>	<b>3.294</b>	<b>2.200</b>	<b>1.129</b>	<b>1.054</b>	<i>all</i>
	muški	5.372	499	736	1.783	1.143	606	605	<i>males</i>
	ženski	4.656	430	686	1.511	1.057	523	449	<i>females</i>
Sa poremećajima u ponašanju i ličnosti <i>With behavioural and personality disorders</i>	svoga	<b>1.723</b>	<b>275</b>	<b>355</b>	<b>381</b>	<b>333</b>	<b>236</b>	<b>143</b>	<i>all</i>
	muški	959	159	181	193	200	145	81	<i>males</i>
	ženski	764	116	174	188	133	91	62	<i>females</i>

Kategorija korisnika Category of beneficiary		Ukupno Total	Starost / Age						
			18 - 21	22 - 26	27 - 45	46 - 59	60 - 65	65 +	
Sa kombinovanim smetnjama With combined handicaps	svoga	<b>5.423</b>	<b>670</b>	<b>803</b>	<b>1.423</b>	<b>1.089</b>	<b>815</b>	<b>623</b>	<i>all</i>
	muški	2.758	367	409	696	540	385	361	<i>males</i>
	ženski	2.665	303	394	727	549	430	262	<i>females</i>
OSOBE DRUŠTVENO NEPRIHVATLJIVOG PONAŠANJA PERSONS WITH SOCIAL UNACCEPTABLE BEHAVIOR	svoga	<b>8.241</b>	<b>1.409</b>	<b>1.554</b>	<b>2.175</b>	<b>1.828</b>	<b>834</b>	<b>441</b>	<i>all</i>
	muški	5.845	905	1.011	1.556	1.397	629	347	<i>males</i>
	ženski	2.396	504	543	619	431	205	94	<i>females</i>
Sklone skitnji Inclined to vagrancy	svoga	<b>1.059</b>	<b>200</b>	<b>208</b>	<b>260</b>	<b>247</b>	<b>92</b>	<b>52</b>	<i>all</i>
	muški	616	114	113	142	165	55	27	<i>males</i>
	ženski	443	86	95	118	82	37	25	<i>females</i>
Sklone prosjačenju Inclined to begging	svoga	<b>1.275</b>	<b>224</b>	<b>241</b>	<b>257</b>	<b>258</b>	<b>195</b>	<b>100</b>	<i>all</i>
	muški	560	70	95	113	123	100	59	<i>males</i>
	ženski	715	154	146	144	135	95	41	<i>females</i>
Sklone prostituciji Inclined to prostitution	svoga	<b>249</b>	<b>69</b>	<b>92</b>	<b>60</b>	<b>25</b>	<b>2</b>	<b>1</b>	<i>all</i>
	muški	24	4	12	5	1	2	0	<i>males</i>
	ženski	225	65	80	55	24	0	1	<i>females</i>
Sklone vršenju krivičnih djela Inclined to committing criminal acts	svoga	<b>2.243</b>	<b>538</b>	<b>444</b>	<b>693</b>	<b>424</b>	<b>101</b>	<b>43</b>	<i>all</i>
	muški	1.839	449	348	566	347	89	40	<i>males</i>
	ženski	404	89	96	127	77	12	3	<i>females</i>
Alkoholičari Alcoholics	svoga	<b>2.737</b>	<b>190</b>	<b>355</b>	<b>676</b>	<b>836</b>	<b>435</b>	<b>245</b>	<i>all</i>
	muški	2.299	146	285	548	724	375	221	<i>males</i>
	ženski	438	44	70	128	112	60	24	<i>females</i>
Narkomani Drug addicts	svoga	<b>678</b>	<b>188</b>	<b>214</b>	<b>229</b>	<b>38</b>	<b>9</b>	<b>0</b>	<i>all</i>
	muški	507	122	158	182	37	8	0	<i>males</i>
	ženski	171	66	56	47	1	1	0	<i>females</i>
PSIHIČKI BOLESNE OSOBE MENTALLY ILL PERSONS	svoga	<b>6.497</b>	<b>382</b>	<b>708</b>	<b>1.839</b>	<b>1.941</b>	<b>894</b>	<b>733</b>	<i>all</i>
	muški	3.291	199	404	888	1.004	426	370	<i>males</i>
	ženski	3.206	183	304	951	937	468	363	<i>females</i>
Sklone raznim psihičkim oboljenjima Inclined to different mental diseases	svoga	<b>6.497</b>	<b>382</b>	<b>708</b>	<b>1.839</b>	<b>1.941</b>	<b>894</b>	<b>733</b>	<i>all</i>
	muški	3.291	199	404	888	1.004	426	370	<i>males</i>
	ženski	3.206	183	304	951	937	468	363	<i>females</i>
OSOBE KOJE NEMAJU DOVOLJNO PRIHODA ZA IZDRŽAVANJE PERSONS NOT HAVING A SUFFICIENT INCOME TO SUPPORT THEMSELVES	svoga	<b>175.243</b>	<b>9.708</b>	<b>14.375</b>	<b>29.406</b>	<b>36.086</b>	<b>40.902</b>	<b>44.766</b>	<i>all</i>
	muški	82.789	4.670	6.446	13.233	16.904	20.199	21.337	<i>males</i>
	ženski	92.454	5.038	7.929	16.173	19.182	20.703	23.429	<i>females</i>

Kategorija korisnika Category of beneficiary	Ukupno Total	Starost / Age							
		18 - 21	22 - 26	27 - 45	46 - 59	60 - 65	65 +		
<b>Materijalno neosigurane i za rad nesposobne osobe</b> <i>Financially unprovided persons and persons unable to work</i>	<b>svega</b>	<b>40.185</b>	<b>1.446</b>	<b>2.083</b>	<b>4.911</b>	<b>7.271</b>	<b>12.536</b>	<b>11.938</b>	<b>all</b>
	muški	18.406	703	983	2.155	3.021	6.348	5.196	males
	ženski	21.779	743	1.100	2.756	4.250	6.188	6.742	females
<b>Stare osobe bez porodičnog staranja</b> <i>Old persons without family care</i>	<b>svega</b>	<b>18.079</b>	<b>0</b>	<b>0</b>	<b>0</b>	<b>0</b>	<b>6.558</b>	<b>11.521</b>	<b>all</b>
	muški	8.077	0	0	0	0	3.065	5.012	males
	ženski	10.002	0	0	0	0	3.493	6.509	females
<b>Hronično bolesne</b> <i>Chronically ill</i>	<b>svega</b>	<b>10.554</b>	<b>1.002</b>	<b>1.875</b>	<b>3.264</b>	<b>4.413</b>	<b>0</b>	<b>0</b>	<b>all</b>
	muški	4.751	481	717	1.411	2.142	0	0	males
	ženski	5.803	521	1.158	1.853	2.271	0	0	females
<b>Osobe kojima je zbog posebnih okolnosti potrebna socijalna zaštita</b> <i>Persons requiring social services due to specific circumstances</i>	<b>svega</b>	<b>41.467</b>	<b>2.257</b>	<b>3.596</b>	<b>9.078</b>	<b>10.064</b>	<b>7.942</b>	<b>8.530</b>	<b>all</b>
	muški	20.486	1.165	1.666	4.609	5.085	3.820	4.141	males
	ženski	20.981	1.092	1.930	4.469	4.979	4.122	4.389	females
<b>Ostale osobe u stanju socijalne zaštite</b> <i>Other persons in need of social services</i>	<b>svega</b>	<b>55.711</b>	<b>4.389</b>	<b>6.034</b>	<b>10.760</b>	<b>12.648</b>	<b>11.445</b>	<b>10.435</b>	<b>all</b>
	muški	27.559	2.092	2.777	4.444	5.998	6.208	6.040	males
	ženski	28.152	2.297	3.257	6.316	6.650	5.237	4.395	females
<b>Korisnici humanitarne pomoći</b> <i>Beneficiaries of humanitarian aid</i>	<b>svega</b>	<b>9.247</b>	<b>614</b>	<b>787</b>	<b>1.393</b>	<b>1.690</b>	<b>2.421</b>	<b>2.342</b>	<b>all</b>
	muški	3.510	229	303	614	658	758	948	males
	ženski	5.737	385	484	779	1.032	1.663	1.394	females
<b>OSOBE U STANJU RAZLIČITIH SOCIJALNO-ZAŠTITNIH POTREBA</b> <i>PERSONS IN DIFFERENT SOCIAL AND PROTECTIVE NEEDS</i>	<b>svega</b>	<b>219.295</b>	<b>25.177</b>	<b>28.837</b>	<b>43.486</b>	<b>42.603</b>	<b>39.722</b>	<b>39.470</b>	<b>all</b>
	muški	100.627	12.384	13.892	20.090	17.526	18.104	18.631	males
	ženski	118.668	12.793	14.945	23.396	25.077	21.618	20.839	females
<b>Sa teškim stambenim prilikama</b> <i>With serious housing problems</i>	<b>svega</b>	<b>11.620</b>	<b>731</b>	<b>1.282</b>	<b>2.827</b>	<b>2.901</b>	<b>2.469</b>	<b>1.410</b>	<b>all</b>
	muški	5.410	391	554	1.139	1.494	1.244	588	males
	ženski	6.210	340	728	1.688	1.407	1.225	822	females
<b>Vratile se sa izdržavanja kazne</b> <i>Returned from imprisonment</i>	<b>svega</b>	<b>447</b>	<b>24</b>	<b>96</b>	<b>211</b>	<b>89</b>	<b>23</b>	<b>4</b>	<b>all</b>
	muški	432	23	93	205	85	22	4	males
	ženski	15	1	3	6	4	1	0	females
<b>Stradale u elementarnim nepogodama</b> <i>Suffered in natural disasters</i>	<b>svega</b>	<b>735</b>	<b>45</b>	<b>176</b>	<b>228</b>	<b>179</b>	<b>65</b>	<b>42</b>	<b>all</b>
	muški	366	21	90	86	110	34	25	males
	ženski	369	24	86	142	69	31	17	females

Kategorija korisnika Category of beneficiary		Ukupno Total	Starost / Age						
			18 - 21	22 - 26	27 - 45	46 - 59	60 - 65	65 +	
Civilne žrtve rata <i>Civil victims of war</i>	svoga	<b>3.076</b>	<b>205</b>	<b>348</b>	<b>713</b>	<b>804</b>	<b>539</b>	<b>467</b>	<b>all</b>
	muški	1.630	113	199	371	361	316	270	<i>males</i>
	ženski	1.446	92	149	342	443	223	197	<i>females</i>
Članovi porodice civilnih žrtava <i>Members of family of civilian victims of war</i>	svoga	<b>3.827</b>	<b>300</b>	<b>333</b>	<b>672</b>	<b>807</b>	<b>825</b>	<b>890</b>	<b>all</b>
	muški	1.597	138	171	301	302	343	342	<i>males</i>
	ženski	2.230	162	162	371	505	482	548	<i>females</i>
Kojima su potrebne usluge socijalnog rada <i>In need of social welfare services</i>	svoga	<b>199.590</b>	<b>23.872</b>	<b>26.602</b>	<b>38.835</b>	<b>37.823</b>	<b>35.801</b>	<b>36.657</b>	<b>all</b>
	muški	91.192	11.698	12.785	17.988	15.174	16.145	17.402	<i>males</i>
	ženski	108.398	12.174	13.817	20.847	22.649	19.656	19.255	<i>females</i>
BEZ SPECIFIČNE KATEGORIJE <i>WITHOUT SPECIFIC CATEGORY</i>	svoga	<b>19.432</b>	<b>1.327</b>	<b>2.430</b>	<b>5.765</b>	<b>3.557</b>	<b>2.300</b>	<b>4.053</b>	<b>all</b>
	muški	8.160	653	928	2.411	1.624	1.017	1.527	<i>males</i>
	ženski	11.272	674	1.502	3.354	1.933	1.283	2.526	<i>females</i>

**8. Oblici i usluge socijalne zaštite - maloljetni korisnici**  
*Forms and services of social welfare - minor beneficiaries*

<b>Kategorija korisnika</b> <i>Category of beneficiaries</i>	<b>2005.</b>	<b>2006.</b>	<b>2007.</b>	<b>2008.</b>	<b>2009.</b>	<b>2010.</b>
<b>UKUPNO</b> <i>TOTAL</i>	<b>71.915</b>	<b>76.670</b>	<b>79.093</b>	<b>72.775</b>	<b>100.929</b>	<b>102.871</b>
<b>STARATELJSTVO I USVOJENJE</b> <i>GUARDIANSHIP AND ADOPTION</i>	4.471	5.285	4.650	3.234	2.478	2.344
<b>Starateljstvo</b> <i>Guardianship</i>	2.056	2.282	2.009	1.744	1.599	1.587
<b>Starateljstvo za posebne slučajeve</b> <i>Guardianship for special cases</i>	2.333	2.936	2.554	1.421	821	699
<b>Usvojenje</b> <i>Adoption</i>	82	67	87	69	58	58
<b>SMJEŠTAJ U USTANOVE</b> <i>PLACEMENT IN INSTITUTIONS</i>	2.323	2.276	2.160	1.839	1.757	1.924
<b>U predškolske ustanove</b> <i>In pre-school institutions</i>	142	285	110	36	30	157
<b>U dom za djecu i omladinu</b> <i>In institution for children and adolescents</i>	129	160	187	150	154	156
<b>U ustanovu za djecu bez roditeljskog staranja</b> <i>In institutions for children deprived of parental care</i>	669	595	661	679	595	527
<b>Smještaj u drugu porodicu</b> <i>With foster family</i>	934	821	742	610	599	639
<b>U učenički ili studentski dom</b> <i>In pupil or student hostel</i>	80	59	66	80	37	71
<b>U ustanovu za rehabilitaciju i zaštitu</b> <i>In institution for rehabilitation and care</i>	208	177	241	158	195	175

Kategorija korisnika <i>Category of beneficiaries</i>	2005.	2006.	2007.	2008.	2009.	2010.
<b>U druge ustanove socijalne zaštite</b> <i>In other social welfare facilities</i>	161	179	153	126	147	199
<b>ODGOJNE MJERE ZAŠTITE I SIGURNOSTI PREMA MALOLJETNICIMA</b> <i>EDUCATIONAL AND PROTECTIVE MEASURES TO MINORS</i>	2.252	2.376	2.040	1.487	1.576	1.855
<b>Sudski ukor</b> <i>Court reprimand</i>	207	209	257	261	294	380
<b>Pojačan nadzor roditelja ili staratelja</b> <i>Extensive surveillance by parents or guardians</i>	601	634	738	572	585	589
<b>Pojačan nadzor tijela starateljstva</b> <i>Extensive surveillance by guardian organization</i>	675	550	429	369	383	396
<b>Pojačan nadzor u drugoj porodici</b> <i>Extensive surveillance in foster family</i>	30	39	17	23	12	38
<b>Upućivanje u disciplinski centar</b> <i>Assignment to disciplinary centre</i>	4	35	-	17	37	31
<b>Upućivanje u odgojnu organizaciju</b> <i>Assignment to organization for upbringing</i>	27	52	32	26	19	30
<b>Upućivanje u odgojno-popravni dom</b> <i>Assignment to correctional institution</i>	6	15	15	18	18	19
<b>Upućivanje u maloljetnički pritvor</b> <i>Assignment to juvenile prison</i>	19	13	23	13	14	15
<b>Upućivanje u ustanovu za defektne maloljetnike</b> <i>Assignment to institution for defective minors</i>	-	6	18	5	3	2
<b>Ostale usluge</b> <i>Other services</i>	683	823	511	183	211	355

Kategorija korisnika <i>Category of beneficiaries</i>	2005.	2006.	2007.	2008.	2009.	2010.
<b>POMOĆ ZA OSPOSOBLJAVANJE I PRIVREĐIVANJE</b> <i>ASSISTANCE IN VOCATIONAL TRAINING</i>	637	375	506	326	397	351
<b>Osposobljavanje za rad i privređivanje</b> <i>Vocational training</i>	335	270	358	220	256	257
<b>Pomoć za rehabilitaciju</b> <i>Assistance in rehabilitation</i>	276	105	137	88	120	86
<b>Uključivanje u radni odnos</b> <i>Employment</i>	12	-	11	16	4	8
<b>Uključivanje u ostale oblike rada (kućna radinost)</b> <i>Inclusion in other forms of work (working at home)</i>	14	-	-	2	17	-
<b>NOVČANE POMOĆI</b> <i>ALLOWANCES</i>	9.004	7.188	10.281	11.916	8.451	7.618
<b>Stalna novčana pomoć</b> <i>Permanent allowance</i>	1.163	1.057	1.185	779	891	771
<b>Izuzetna novčana pomoć</b> <i>Special allowance</i>	355	275	344	227	57	340
<b>Jednokratna novčana pomoć</b> <i>One-off allowance</i>	4.128	3124	3.564	3.514	3.403	2.492
<b>Prava na dodatak za pomoć i njegu od strane drugih osoba</b> <i>Entitlement to additional allowance for assistance and care rendered by other persons</i>	2.817	2.461	4.173	4.620	3.027	3.108
<b>Pomoć za opremu djeteta samohranim nezaposlenim roditeljima</b> <i>Allowance to single unemployed parents for outfitting a child</i>	541	271	1.015	2.776	1.073	907
<b>OSTALI OBLICI ZAŠTITE I USLUGA</b> <i>OTHER FORMS OF PROTECTION AND SERVICES</i>	53.228	59.170	59.456	53.973	86.270	88.779

<b>Kategorija korisnika</b> <i>Category of beneficiaries</i>	<b>2005.</b>	<b>2006.</b>	<b>2007.</b>	<b>2008.</b>	<b>2009.</b>	<b>2010.</b>
<b>Zdravstvena zaštita na teret općine ili centra</b> <i>Health care at the expense of municipality or social welfare centre</i>	2.843	2.989	4.182	3.220	3.108	2.934
<b>Pomoć u rješavanju stambenog pitanja</b> <i>Assistance in solving housing problems</i>	236	110	101	187	149	161
<b>Mirenje bračnih partnera</b> <i>Reconciliation of spouses</i>	98	44	23	184	39	34
<b>Njega i pomoć u kući</b> <i>Care and assistance rendered at home</i>	71	3	89	152	3	44
<b>Pomoć u sređivanju konfliktnih situacija</b> <i>Assistance in conflict resolution</i>	5.682	5.995	4.546	6.617	5.415	4.994
<b>Usluge socijalnog i drugog stručnog rada</b> <i>Services of social and other professional work</i>	32.626	39.976	44.941	38.937	70.925	75.935
<b>Pomoć za ishranu, ogrjev, odjeću i obuću</b> <i>Allowances for food, fuel, clothing and footwear</i>	11.672	10.053	5.574	4.676	6.631	4.677



**9. Oblici i usluge socijalne zaštite - punoljetni korisnici**  
*Forms and services of social welfare - adult beneficiaries*

<b>Kategorija korisnika</b> <i>Category of beneficiaries</i>	<b>2005.</b>	<b>2006.</b>	<b>2007.</b>	<b>2008.</b>	<b>2009.</b>	<b>2010.</b>
<b>UKUPNO</b> <i>TOTAL</i>	<b>335.646</b>	<b>385.889</b>	<b>421.898</b>	<b>424.225</b>	<b>392.856</b>	<b>418.492</b>
<b>STARATELJSTVO</b> <i>GUARDIANSHIP</i>	8.715	6.942	8.606	7.705	7.197	5.288
<b>Starateljstvo</b> <i>Guardianship</i>	4.993	2.791	4.184	3.898	3.597	2.645
<b>Starateljstvo za posebne slučajeve</b> <i>Guardianship for special cases</i>	3.722	4.151	4.422	3.807	3.600	2.643
<b>SMJEŠTAJ U USTANOVE</b> <i>PLACEMENT IN INSTITUTIONS</i>	1.848	1.987	1.895	1.933	1.532	2.054
<b>U ustanovu za rehabilitaciju i zaštitu</b> <i>In institution for rehabilitation and care</i>	251	307	252	266	125	447
<b>U druge ustanove socijalne zaštite</b> <i>In other social welfare facilities</i>	971	1.224	1.029	1.015	1.005	1.095
<b>Smještaj u dom za stare osobe</b> <i>In institution for old persons</i>	626	456	614	609	402	512
<b>POMOĆ ZA OSPOSOBLJAVANJE I PRIVREĐIVANJE</b> <i>ASSISTANCE IN VOCATIONAL TRAINING</i>	876	268	520	336	328	187
<b>Osposobljavanje za rad i privređivanje</b> <i>Vocational training</i>	178	65	97	74	89	74
<b>Pomoć za rehabilitaciju</b> <i>Assistance in rehabilitation</i>	562	54	46	54	178	62
<b>Uključivanje u radni odnos</b> <i>Employment</i>	87	130	212	194	51	31
<b>Uključivanje u ostale oblike rada (kućna radinost)</b> <i>Inclusion in other forms of work (working at home)</i>	49	19	165	14	10	20
<b>NOVČANE POMOĆI</b> <i>ALLOWANCES</i>	81.168	99.362	98.084	108.739	92.027	88.841

Kategorija korisnika <i>Category of beneficiaries</i>	2005.	2006.	2007.	2008.	2009.	2010.
<b>Stalna novčana pomoć</b> <i>Permanent allowance</i>	15.463	13.819	13.768	16.718	16.927	17.889
<b>Izuzetna novčana pomoć</b> <i>Special allowance</i>	1.830	2.320	5.052	1.655	1.750	1.461
<b>Jednokratna novčana pomoć</b> <i>One-off allowance</i>	35.372	49.132	47.729	44.270	35.420	37.140
<b>Prava na dodatak za pomoć i njegu od strane drugih osoba</b> <i>Entitlement to additional allowance for assistance and care rendered by other persons</i>	26.901	29.404	27.492	41.220	34.337	29.380
<b>Pomoć za opremu djeteta samohranim nezaposlenim roditeljima</b> <i>Allowance to single unemployed parents for outfitting a child</i>	1.602	4.687	4.043	4.876	3.593	2.971
<b>OSTALI OBLICI ZAŠTITE I USLUGA</b> <i>OTHER FORMS OF PROTECTION AND SERVICES</i>	243.039	277.330	312.793	305.512	291.772	322.122
<b>Zdravstvena zaštita na teret općine ili centra</b> <i>Health care at the expense of municipality or social welfare centre</i>	17.031	14.975	19.593	19.045	17.018	15.853
<b>Pomoć u rješavanju stambenog pitanja</b> <i>Assistance in solving housing problems</i>	857	572	879	607	965	672
<b>Mirenje bračnih partnera</b> <i>Reconciliation of spouses</i>	4.354	3.501	4.404	3.436	2.996	4.666
<b>Njega i pomoć u kući</b> <i>Care and assistance rendered at home</i>	2.590	972	1.101	1.113	500	798
<b>Pomoć u sređivanju konfliktnih situacija</b> <i>Assistance in conflict resolution</i>	19.240	11.082	23.173	9.814	9.139	14.616
<b>Usluge socijalnog i drugog stručnog rada</b> <i>Services of social and other professional work</i>	178.799	219.944	207.259	249.913	242.676	271.437
<b>Pomoć za ishranu, ogrjev, odjeću i obuću</b> <i>Allowances for food, fuel, clothing and footwear</i>	20.168	26.284	56.384	21.584	18.478	14.080

# USTANOVE SOCIJALNE ZAŠTITE

SOCIAL WELFARE INSTITUTIONS



**DOMOVI ZA DJECU I OMLADINU BEZ RODITELJSKOG STARANJA <sup>1</sup>**  
**INSTITUTIONS FOR CHILDREN AND ADOLESCENTS WITHOUT PARENTAL CARE <sup>1</sup>**

**10. Korisnici prema spolu i starosti**  
*Residents by sex and age*

		Ukupno <i>Total</i>	Godine starosti korisnika/ <i>Age of residents</i>					iznad 18 godina <i>over 18 years</i>	
			do 3 godine <i>under 3 years</i>	3 - 6	7 - 10	11 - 14	15 - 18		
	<b>svega</b>	<b>721</b>	<b>66</b>	<b>96</b>	<b>124</b>	<b>123</b>	<b>143</b>	<b>169</b>	<b>all</b>
<b>2005.</b>	muški	362	36	61	76	65	78	46	<i>males</i>
	ženski	359	30	35	48	58	65	123	<i>females</i>
	<b>svega</b>	<b>763</b>	<b>64</b>	<b>91</b>	<b>133</b>	<b>130</b>	<b>167</b>	<b>178</b>	<b>all</b>
<b>2006.</b>	muški	358	35	56	77	61	97	32	<i>males</i>
	ženski	405	29	35	56	69	70	146	<i>females</i>
	<b>svega</b>	<b>790</b>	<b>96</b>	<b>78</b>	<b>128</b>	<b>144</b>	<b>165</b>	<b>179</b>	<b>all</b>
<b>2007</b>	muški	384	59	45	85	75	83	37	<i>males</i>
	ženski	406	37	33	43	69	82	142	<i>females</i>
	<b>svega</b>	<b>794</b>	<b>78</b>	<b>69</b>	<b>120</b>	<b>165</b>	<b>189</b>	<b>173</b>	<b>all</b>
<b>2008.</b>	muški	407	61	45	79	99	100	23	<i>males</i>
	ženski	387	17	24	41	66	89	150	<i>females</i>
	<b>svega</b>	<b>778</b>	<b>86</b>	<b>67</b>	<b>131</b>	<b>154</b>	<b>174</b>	<b>166</b>	<b>all</b>
<b>2009.</b>	muški	343	42	37	81	90	82	11	<i>males</i>
	ženski	435	44	30	50	64	92	155	<i>females</i>
	<b>svega</b>	<b>763</b>	<b>81</b>	<b>57</b>	<b>112</b>	<b>166</b>	<b>184</b>	<b>163</b>	<b>all</b>
<b>2010.</b>	muški	363	38	39	68	99	110	9	<i>males</i>
	ženski	400	43	18	44	67	74	154	<i>females</i>

<sup>1</sup> Brčko distrikt BiH nema podatke o domovima za djecu i omladinu bez roditeljskog staranja.

<sup>1</sup> District Brcko has no data on institutions for children and adolescents without parental care.

## 11. Korisnici prema roditeljima

*Residents by parents*

	2005.	2006.	2007.	2008.	2009.	2010.	
<b>UKUPNO</b>	<b>721</b>	<b>763</b>	<b>790</b>	<b>794</b>	<b>778</b>	<b>763</b>	<b>TOTAL</b>
<b>Bez oba roditelja</b>	108	138	136	122	121	123	<i>Without both parents</i>
<b>Samo sa majkom</b>	331	312	324	318	313	303	<i>Only with mother</i>
<b>Samo sa ocem</b>	71	72	74	64	70	67	<i>Only with father</i>
<b>Sa oba roditelja</b>	211	241	256	290	274	270	<i>With both parents</i>
<b>od toga djeca razvedenih roditelja</b>	114	130	137	144	126	152	<i>of which, children of divorced parents</i>

## 12. Struktura korisnika prema roditeljima

*Structure of residents by parents*

%

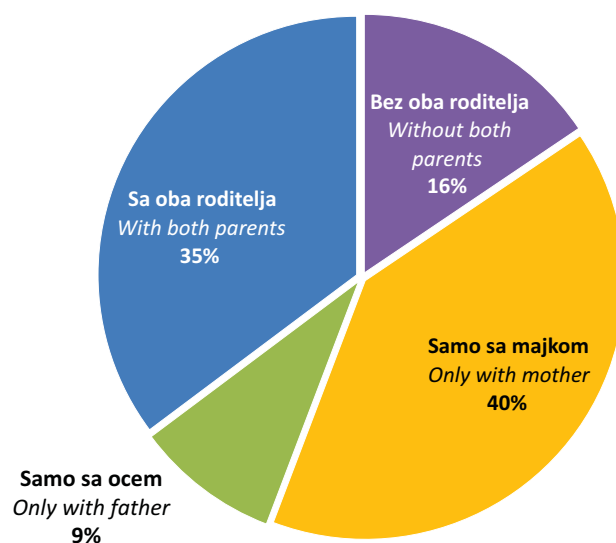
	2005.	2006.	2007.	2008.	2009.	2010.	
<b>Bez oba roditelja</b>	14,98	18,09	17,21	15,37	15,55	16,12	<i>Without both parents</i>
<b>Samo sa majkom</b>	45,91	40,89	41,01	40,05	40,23	39,71	<i>Only with mother</i>
<b>Samo sa ocem</b>	9,85	9,43	9,37	8,06	9,00	8,78	<i>Only with father</i>
<b>Sa oba roditelja</b>	29,26	31,59	32,41	36,52	35,22	35,39	<i>With both parents</i>

### Grafikon 6

*Graph 6*

### Struktura korisnika domova za djecu i prema omladinu roditeljima u 2010. godini

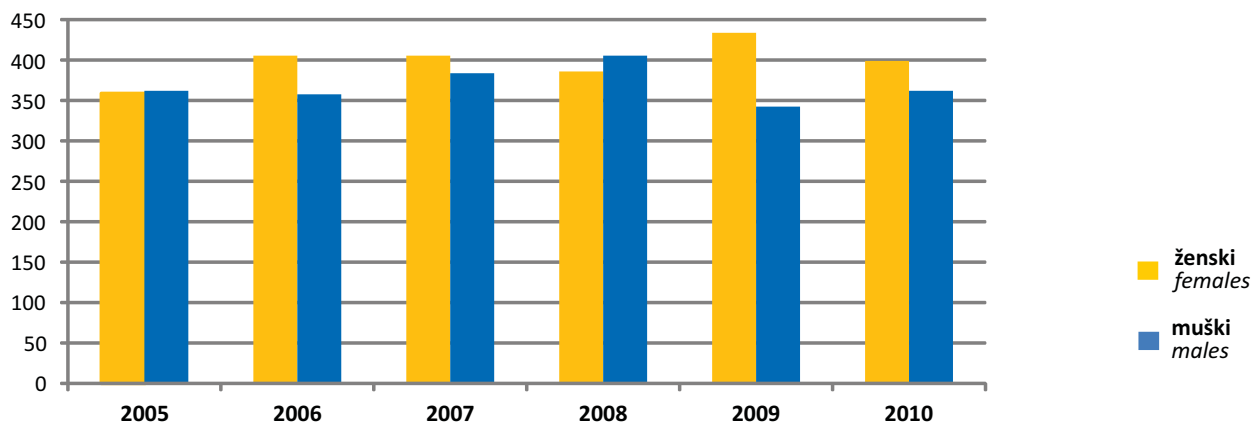
*Structure of residents in institutions for children and adolescents in 2010*



**Grafikon 7**

Graph 7

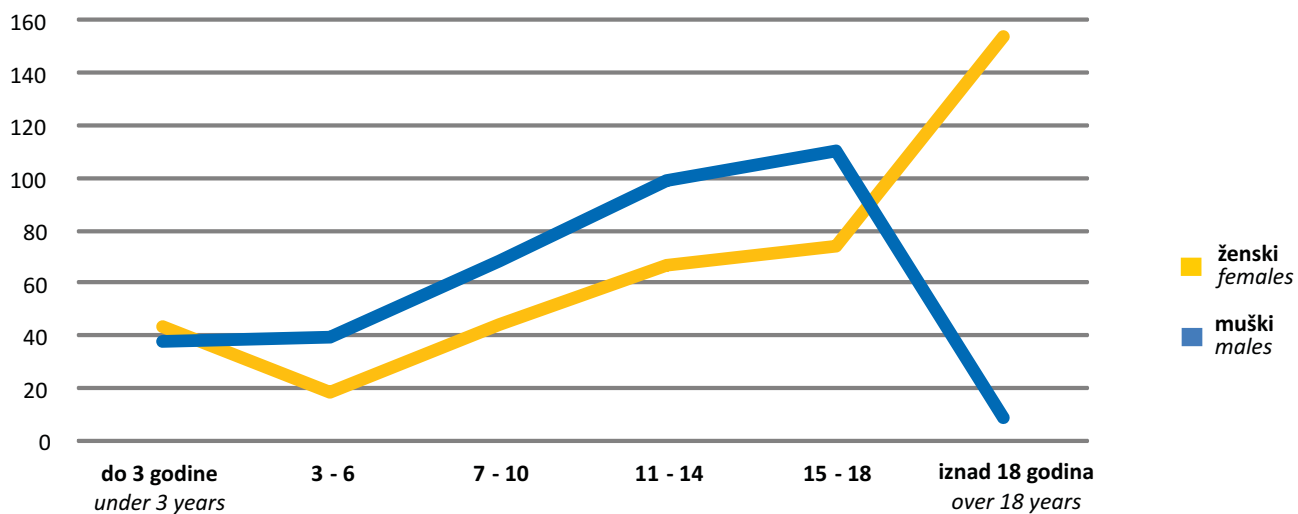
**Korisnici domova za djecu i omladinu bez roditeljskog staranja prema spolu**  
*Residents of institutions for children and adolescents without parental care by sex*



**Grafikon 8**

Graph 8

**Korisnici domova za djecu i omladinu bez roditeljskog staranja prema starosti u 2010. godini**  
*Residents of institutions for children and adolescents without parental care by age in 2010*



### 13. Korisnici prema školovanju

*Residents by education*

	Ukupno <i>Total</i>	Vrsta škole koju pohađaju <i>Level of attended school</i>				Ne pohađaju školu <i>Not attending school</i>
		svega <i>all</i>	osnovna škola <i>basic school</i>	srednja škola <i>secondary school</i>	viša škola ili fakultet <i>higher school or university</i>	
2005.	721	438	290	138	10	283
2006.	763	464	308	147	9	299
2007.	790	486	315	161	10	304
2008.	794	518	354	158	6	276
2009.	778	471	321	143	7	307
2010.	763	478	314	156	8	285

### 14. Korisnici prema plaćanju boravka u domu

*Residents by payment*

	Ukupno <i>Total</i>	Plaćaju boravka <i>Paying for residence</i>			Ne plaćaju boravak <i>Not paying for residence</i>
		svega <i>all</i>	u cjelosti <i>completely</i>	djelimično <i>partially</i>	
2005.	721	414	329	85	307
2006.	763	421	349	72	342
2007.	790	293	255	38	497
2008.	794	207	149	58	587
2009.	778	416	372	44	362
2010.	763	271	227	44	492



## 15. Zaposleni u domovima za djecu i omladinu bez roditeljske zaštite

*Employees in institutions for children and adolescents without parental care*

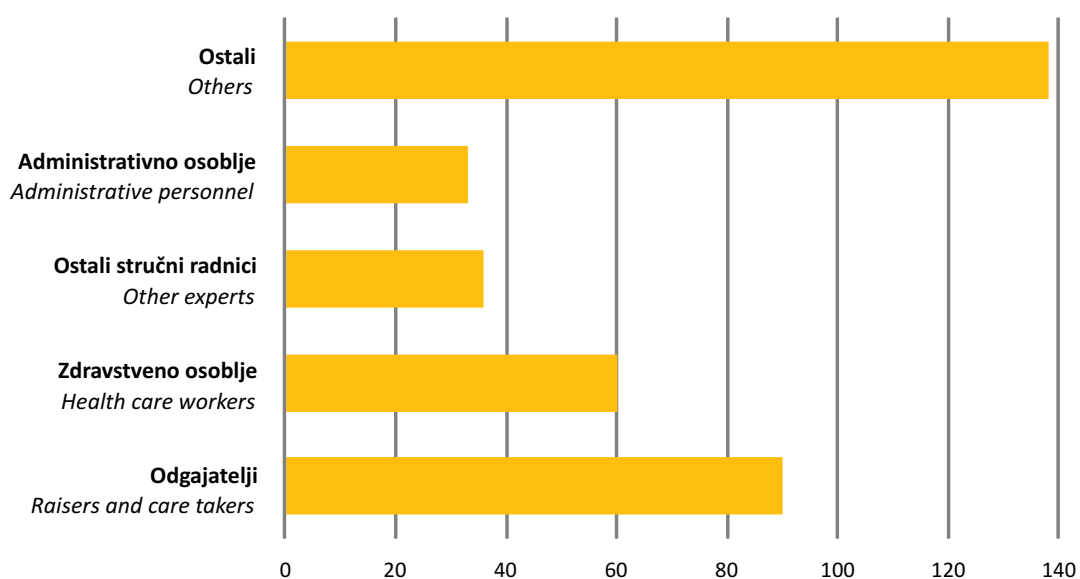
	2005.	2006.	2007.	2008.	2009.	2010.	
<b>UKUPNO</b>	<b>302</b>	<b>309</b>	<b>325</b>	<b>341</b>	<b>360</b>	<b>357</b>	<b>TOTAL</b>
muški	73	66	65	64	69	70	males
ženski	229	243	260	277	291	287	females
<b>Odgajatelji</b>	<b>93</b>	<b>89</b>	<b>93</b>	<b>106</b>	<b>107</b>	<b>90</b>	<i>Raisers and care takers</i>
<b>Zdravstveno osoblje</b>	<b>48</b>	<b>47</b>	<b>54</b>	<b>52</b>	<b>58</b>	<b>60</b>	<i>Health care workers</i>
<b>Ostali stručni radnici</b>	<b>28</b>	<b>31</b>	<b>32</b>	<b>34</b>	<b>37</b>	<b>36</b>	<i>Other experts</i>
<b>Administrativno osoblje</b>	<b>23</b>	<b>25</b>	<b>23</b>	<b>23</b>	<b>30</b>	<b>33</b>	<i>Administrative personnel</i>
<b>Ostali</b>	<b>110</b>	<b>117</b>	<b>123</b>	<b>126</b>	<b>128</b>	<b>138</b>	<i>Others</i>

**Grafikon 9**

*Graph 9*

### Zaposleni u domovima za djecu i omladinu bez roditeljskog staranja u 2010. godini

*Employees in institutions for children and adolescents without parental care in 2010*



**USTANOVE SOCIJALNE ZAŠTITE ZA INDIVIDUALNU DJECU I OMLADINU  
OMETENU U PSIHIČKOM I FIZIČKOM RAZVOJU <sup>2</sup>**  
*SOCIAL WELFARE INSTITUTIONS FOR PHYSICALLY AND MENTALLY HANDICAPPED  
CHILDREN AND ADOLESCENTS <sup>2</sup>*

**16. Korisnici prema spolu i starosti**

*Residents by sex and age*

		Ukupno <i>Total</i>	Godine starosti korisnika <i>Age of residents</i>					iznad 21 godine <i>over 21 years</i>	
			10 godina i mlađi <i>10 years and younger</i>	11 - 13	14 - 15	16 - 17	18 - 21		
2005.	<b>svega</b>	<b>1.482</b>	<b>130</b>	<b>149</b>	<b>125</b>	<b>100</b>	<b>144</b>	<b>834</b>	<b>all</b>
	muški	903	69	88	60	50	78	558	males
	ženski	579	61	61	65	50	66	276	females
2006.	<b>svega</b>	<b>1.553</b>	<b>129</b>	<b>151</b>	<b>102</b>	<b>121</b>	<b>139</b>	<b>911</b>	<b>all</b>
	muški	954	64	94	44	59	72	621	males
	ženski	599	65	57	58	62	67	290	females
2007.	<b>svega</b>	<b>1.511</b>	<b>111</b>	<b>128</b>	<b>104</b>	<b>113</b>	<b>158</b>	<b>897</b>	<b>all</b>
	muški	919	58	74	50	52	76	609	males
	ženski	592	53	54	54	61	82	288	females
2008.	<b>svega</b>	<b>1.577</b>	<b>139</b>	<b>135</b>	<b>110</b>	<b>99</b>	<b>160</b>	<b>934</b>	<b>all</b>
	muški	956	76	78	53	49	75	625	males
	ženski	621	63	57	57	50	85	309	females
2009.	<b>svega</b>	<b>1.573</b>	<b>113</b>	<b>102</b>	<b>100</b>	<b>67</b>	<b>115</b>	<b>1.076</b>	<b>all</b>
	muški	988	68	58	57	32	48	725	males
	ženski	585	45	44	43	35	67	351	females
2010.	<b>svega</b>	<b>1.571</b>	<b>126</b>	<b>93</b>	<b>97</b>	<b>81</b>	<b>116</b>	<b>1.058</b>	<b>all</b>
	muški	1.008	84	53	58	42	55	716	males
	ženski	563	42	40	39	39	61	342	females

<sup>2</sup> Brčko distrikt BiH nema podatke o ustanovama socijalne zaštite za invalidnu djecu i omladinu ometenu u psihičkom i fizičkom razvoju.

<sup>2</sup> District Brcko has no data on institutions for physically and mentally handicapped children and adolescents.

## 17. Korisnici prema spolu i roditeljima

*Residents by sex and parents*

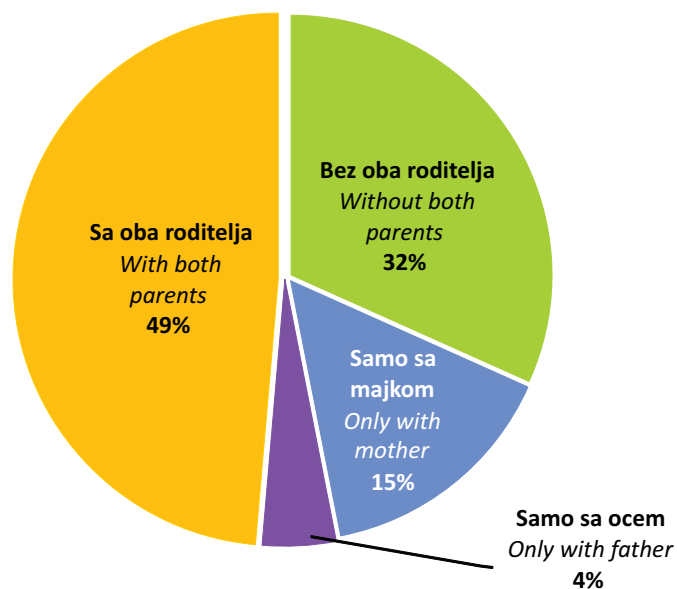
	2005.	2006.	2007.	2008.	2009.	2010.	
<b>UKUPNO</b>	<b>1.482</b>	<b>1.553</b>	<b>1.511</b>	<b>1.577</b>	<b>1.573</b>	<b>1.571</b>	<b>TOTAL</b>
muški	903	954	919	958	988	1.008	males
ženski	579	599	592	619	585	563	females
<b>Bez oba roditelja</b>	<b>471</b>	<b>464</b>	<b>471</b>	<b>468</b>	<b>479</b>	<b>498</b>	<b>Without both parents</b>
muški	330	328	320	327	337	361	males
ženski	141	136	151	141	142	137	females
<b>Samo sa majkom</b>	<b>207</b>	<b>227</b>	<b>217</b>	<b>226</b>	<b>233</b>	<b>239</b>	<b>Only with mother</b>
muški	122	140	122	133	145	139	males
ženski	85	87	95	93	88	100	females
<b>Samo sa ocem</b>	<b>47</b>	<b>89</b>	<b>59</b>	<b>62</b>	<b>66</b>	<b>70</b>	<b>Only with father</b>
muški	24	53	31	27	31	37	males
ženski	23	36	28	35	35	33	females
<b>Sa oba roditelja</b>	<b>757</b>	<b>773</b>	<b>764</b>	<b>821</b>	<b>795</b>	<b>764</b>	<b>With both parents</b>
muški	427	433	446	471	475	471	males
ženski	330	340	318	350	320	293	females
<b>Od toga djeca razvedenih roditelja</b>	<b>66</b>	<b>77</b>	<b>84</b>	<b>97</b>	<b>105</b>	<b>104</b>	<b>Of which, children of divorced parents</b>
muški	43	54	58	68	76	71	males
ženski	23	23	26	29	29	33	females

### Grafikon 10

*Graph 10*

### Korisnici prema roditeljima u 2010. godini

*Residents by parents in 2010*



**18. Korisnici prema pohađanju škole***Residents by sex and parents*

	Ukupno <i>Total</i>	Pohađaju <i>Attending</i>		Osposobljavaju se za rad <i>Attending vocational training</i>	Ostala djeca i omladina <i>Other children and adolescents</i>
		osnovnu školu <i>basic school</i>	srednju školu <i>secondary school</i>		
2005.	1.482	307	92	175	908
2006.	1.553	306	93	123	1.031
2007.	1.511	261	85	150	1.015
2008.	1.577	287	89	166	1.035
2009.	1.584	231	94	206	1.053
2010.	1.571	218	77	229	1.047

**19. Korisnici prema plaćanju boravka***Residents by payment*

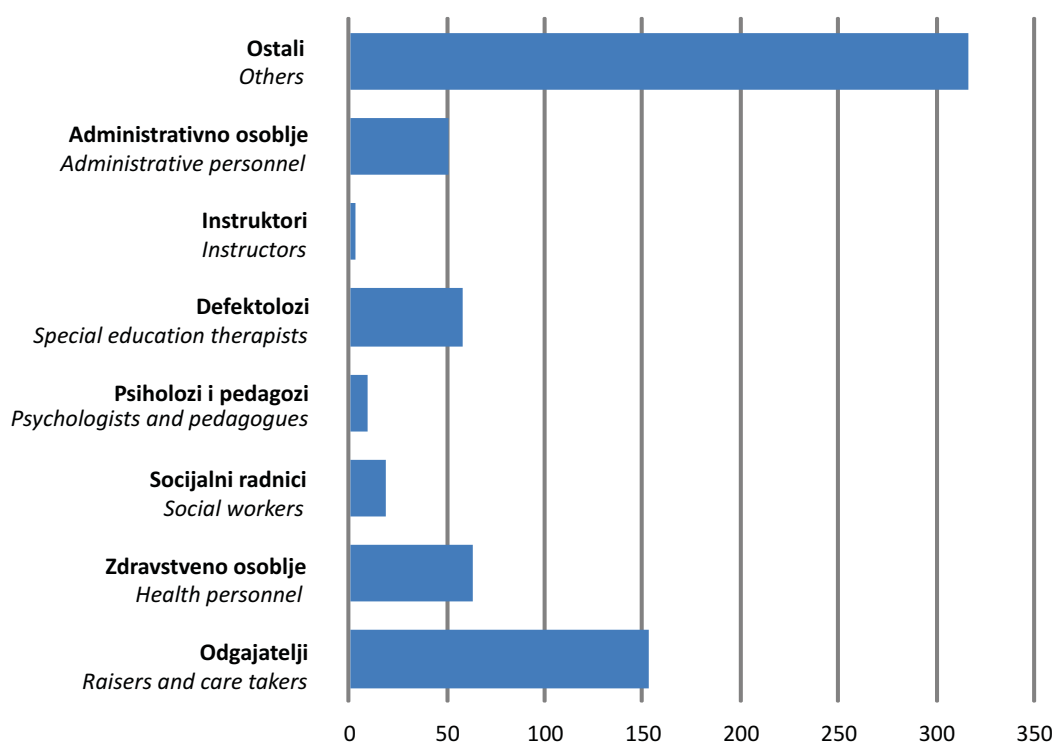
	Ukupno <i>Total</i>	Plaćaju boravak <i>Paying for residence</i>		Ne plaćaju boravak <i>Not paying for residence</i>
		u cjelosti <i>completely</i>	djelimično <i>partially</i>	
2005.	1.482	135	21	1.326
2006.	1.553	68	93	1.392
2007.	1.511	203	35	1.273
2008.	1.577	90	42	1.445
2009.	1.573	261	29	1.283
2010.	1.571	390	19	1.162

**20. Zaposleni u ustanovama za invalidnu djecu i omladinu ometenu u psihičkom i fizičkom razvoju**  
*Employees in institutions for physically and mentally handicapped children and adolescents*

	2005.	2006.	2007.	2008.	2009.	2010.	
<b>UKUPNO</b>	<b>621</b>	<b>625</b>	<b>655</b>	<b>680</b>	<b>685</b>	<b>673</b>	<b>TOTAL</b>
<b>Odgajatelji</b>	214	185	223	237	133	153	<i>Raisers and care takers</i>
<b>Zdravstveno osoblje</b>	58	65	113	67	62	63	<i>Health personnel</i>
<b>Socijalni radnici</b>	11	10	12	12	14	19	<i>Social workers</i>
<b>Psiholozi i pedagozi</b>	8	8	9	9	19	9	<i>Psychologists and pedagogues</i>
<b>Defektolozi</b>	58	62	62	63	75	58	<i>Special education therapists</i>
<b>Instruktori</b>	7	7	3	2	3	3	<i>Instructors</i>
<b>Administrativno osoblje</b>	46	44	44	53	51	51	<i>Administrative personnel</i>
<b>Ostali</b>	219	244	189	237	328	317	<i>Others</i>

**Grafikon 11**  
*Graph 11*

**Zaposleni u ustanovama za invalidnu djecu i omladinu u 2010. godini**  
*Employees in institutions for handicapped children and adolescents in 2010*



**USTANOVE SOCIJALNE ZAŠTITE ZA ODRASLE INVALIDNE OSOBE <sup>3</sup>**  
*SOCIAL WELFARE INSTITUTIONS FOR ADULT HANDICAPPED PERSONS*

**21. Invalidi i rehabilitanti prema invaliditetu**

*Disabled and persons on rehabilitation by type of handicap*

	Ukupno <i>Total</i>	Prema vrsti invaliditeta <i>By type of handicap</i>				
		fizički invalidi <i>physically disabled persons</i>	sa oštećenim vidom <i>with visual impairments</i>	sa oštećenim sluhom <i>with hearing impairment</i>	psihički zaostali <i>mentally retarded</i>	ostali <i>other</i>
2005.	251	78	74	90	9	-
2006.	171	48	25	94	-	4
2007.	171	49	24	95	-	3
2008.	159	53	24	71	4	7
2009.	155	50	20	78	4	3
2010.	142	52	19	62	4	5

<sup>3</sup> Brčko distrikt BiH nema podatke o ustanovama socijalne zaštite za odrasle invalidne osobe.

<sup>3</sup> District Brcko has no data on institutions for adult handicapped persons.

## 22. Invalidi i rehabilitanti prema pravnoj osnovi i razlogu korištenja ustanove

*Disabled and persons on rehabilitation by legal base and reason for institutionalisation*

		Zaposleni invalidi <i>Disabled persons employed</i>			Rehabilitanti <i>Persons on rehabilitation</i>		
		svega <i>all</i>	u zaštitnoj radionici <i>in workshop</i>	rade kod kuće <i>working at home</i>	svega <i>all</i>	na stručnom osposobljavanju <i>on vocational training</i>	na prekvalifikaciji <i>on training for new qualification</i>
<b>Ukupno</b> <i>Total</i>	2005.	141	135	6	107	107	-
	2006.	144	137	7	63	63	-
	2007.	146	145	1	59	55	4
	2008.	140	139	1	54	54	-
	2009.	143	135	8	12	12	-
	2010.	99	92	7	43	43	-
<b>Vojne i civilne žrtve rata</b> <i>Military and civil victims of war</i>	2005.	9	6	3	-	-	-
	2006.	10	6	4	-	-	-
	2007.	8	7	1	2	2	-
	2008.	16	16	-	-	-	-
	2009.	7	3	4	-	-	-
	2010.	9	5	4	1	1	-
<b>Invalidi rada</b> <i>Invalids of work</i>	2005.	-	-	-	-	-	-
	2006.	-	-	-	-	-	-
	2007.	-	-	-	-	-	-
	2008.	1	1	-	-	-	-
	2009.	-	-	-	-	-	-
	2010.	3	3	-	-	-	-
<b>Ostali invalidi</b> <i>Other disabled persons</i>	2005.	132	129	3	51	51	-
	2006.	134	131	3	1	1	-
	2007.	138	138	-	5	1	4
	2008.	123	122	1	1	1	-
	2009.	129	125	4	-	-	-
	2010.	87	84	3	30	30	-
<b>Invalidna djeca</b> <i>Disabled children</i>	2005.	-	-	-	56	56	-
	2006.	-	-	-	62	62	-
	2007.	-	-	-	52	52	-
	2008.	-	-	-	53	53	-
	2009.	7	7	-	12	12	-
	2010.	-	-	-	12	12	-

**USTANOVE SOCIJALNE ZAŠTITE ZA ODRASLE OSOBE**  
*SOCIAL WELFARE INSTITUTIONS FOR ADULT PERSONS*

**23. Korisnici prema starosti**

*Residents by age*

	Ukupno <i>Total</i>	Starost korisnika <i>Age of residents</i>							
		ispod 40 godina <i>under 40 years</i>	40 - 49	50 - 59	60 - 64	65 - 69	70 - 74	75 - 79	80 i više <i>80 and older</i>
2005.	2.294	131	198	257	234	376	413	359	326
2006.	2.287	113	179	271	227	320	385	367	425
2007.	2.574	126	205	299	250	343	486	436	429
2008.	2.638	95	178	368	238	281	419	515	544
2009*	2.784	92	176	351	244	242	445	532	702
2010*	2.804	88	216	335	211	201	464	522	767

\*Od 2009. godine ustanova socijalne skrbi za odrasle osobe u Brčko distriktu BiH više nije u funkciji.

\*From 2009 the Social welfare institutions for adult persons in District Brcko is not in function.

**24. Korisnici prema plaćanju boravka u domu**

*Residents by payment*

	Ukupno <i>Total</i>	Plaćaju boravak <i>Paying for residence</i>			Ne plaćaju boravak <i>Not paying for residence</i>
		svega <i>all</i>	u cjelosti <i>completely</i>	djelimično <i>partially</i>	
2005.	2.294	1.832	1.084	748	462
2006.	2.287	1.819	1.005	814	468
2007.	2.574	2.177	1.317	860	397
2008.	2.638	2.260	1.465	795	378
2009.	2.784	2.379	1.637	742	405
2010.	2.804	2.381	1.635	746	423



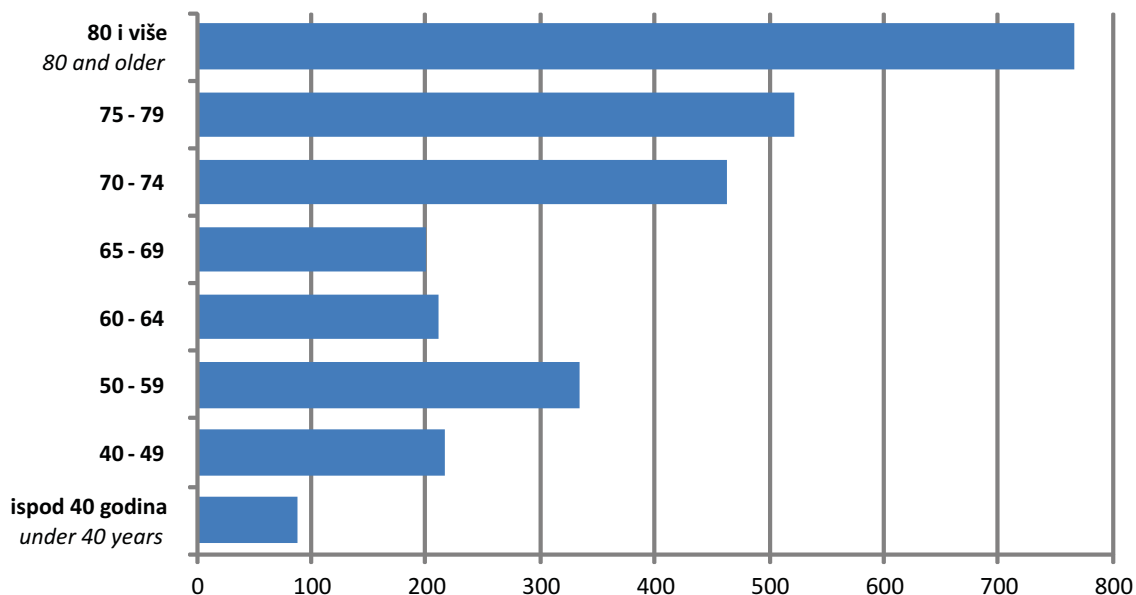
## 25. Korisnici prema razlogu smještaja

*Residents by reason for institutionalisation*

		Svega <i>All</i>	Starost <i>Old age</i>	Teže hronično bolesni <i>Severely chronically diseased</i>	Duševne smetnje <i>Mental handicaps</i>	Fizički invaliditet <i>Physical handicaps</i>	Nesređene stambene prilike <i>Housing troubles</i>	Poremećeni odnosi u porodici <i>Disturbed family relations</i>	Ostalo <i>Other</i>
2005.	<b>svega all</b>	<b>2.294</b>	<b>454</b>	<b>675</b>	<b>560</b>	<b>311</b>	<b>224</b>	<b>36</b>	<b>34</b>
	muški <i>males</i>	950	188	211	304	133	70	17	27
	ženski <i>females</i>	1.344	266	464	256	178	154	19	7
2006.	<b>svega all</b>	<b>2.287</b>	<b>609</b>	<b>687</b>	<b>504</b>	<b>234</b>	<b>182</b>	<b>35</b>	<b>36</b>
	muški <i>males</i>	973	256	268	230	122	66	16	15
	ženski <i>females</i>	1.314	353	419	274	112	116	19	21
2007.	<b>svega all</b>	<b>2.574</b>	<b>658</b>	<b>884</b>	<b>507</b>	<b>244</b>	<b>154</b>	<b>38</b>	<b>89</b>
	muški <i>males</i>	1.048	267	364	214	104	56	13	30
	ženski <i>females</i>	1.526	391	520	293	140	98	25	59
2008.	<b>svega all</b>	<b>2.638</b>	<b>698</b>	<b>914</b>	<b>562</b>	<b>217</b>	<b>188</b>	<b>36</b>	<b>23</b>
	muški <i>males</i>	1.104	284	373	248	109	68	11	11
	ženski <i>females</i>	1.534	414	541	314	108	120	25	12
2009.	<b>svega all</b>	<b>2.784</b>	<b>762</b>	<b>661</b>	<b>741</b>	<b>224</b>	<b>302</b>	<b>59</b>	<b>35</b>
	muški <i>males</i>	1.122	260	242	357	109	117	27	10
	ženski <i>females</i>	1.662	502	419	384	115	185	32	25
2010.	<b>svega all</b>	<b>2.804</b>	<b>953</b>	<b>636</b>	<b>774</b>	<b>233</b>	<b>138</b>	<b>47</b>	<b>23</b>
	muški <i>males</i>	1.077	275	223	371	123	48	28	9
	ženski <i>females</i>	1.727	678	413	403	110	90	19	14

**Grafikon 12**  
Graph 12

**Korisnici ustanova socijalne zaštite za odrasle osobe prema starosti u 2010. godini**  
*Residents of social welfare institutions for adult persons by age in 2010*



**Grafikon 13**  
Graph 13

**Korisnici ustanova socijalne zaštite za odrasle osobe prema razlogu smještaja u 2010. godini**  
*Residents of social welfare institutions for adult persons by reason of institutionalisation in 2010*

