

Industrijska proizvodnja
Bosna i Hercegovina - 2009
Industrial Production
Bosnia and Herzegovina - 2009

Prethodni PRODCOM rezultati
First release of PRODCOM results

Sarajevo, 2010

Izdaje i štampa:

Published and printed by:

**Agencija za statistiku Bosne i Hercegovine,
Bosna i Hercegovina, Sarajevo, Zelenih beretki 26**

*Agency for Statistics of Bosnia and Herzegovina,
Bosnia and Herzegovina, Sarajevo, Zelenih beretki 26*

Odgovara:

Responsible:

Zdenko Milinović, direktor

Zdenko Milinović, director

Podatke pripremili:

Data prepared by:

Jasmina Vidović, Miralem Porović

Jasmina Vidović, Miralem Porović

Molimo korisnike da prilikom upotrebe podataka obavezno navedu izvor

Users are kindly requested to mention data source

FOREWORD	107
INTRODUCTION.....	109
ABBREVIATIONS	110
METHODOLOGICAL EXPLANATIONS	111
1. ORGANIZATION OF THE SURVEY.....	111
2. CONCEPTS AND DEFINITIONS.....	111
Industry.....	111
Statistical units.....	112
Data	113
Production.....	113
3. IMPORTANT NOTES	115
INDUSTRIAL PRODUCTION AND SALES OF INDUSTRIAL PRODUCTS IN BOSNIA AND HERZEGOVINA - 2009	117
C MINING AND QUARRYING.....	117
CA MINING AND QUARRYING OF ENERGY PRODUCING MATERIALS	117
CB MINING AND QUARRYING, EXCEPT OF ENERGY PRODUCING MATERIALS	117
D MANUFACTURING.....	119
DA MANUFACTURE OF FOOD PRODUCTS, BEVERAGES AND TOBACCO.....	119
DB MANUFACTURE OF TEXTILES AND TEXTILE PRODUCTS.....	131
DC MANUFACTURE OF LEATHER AND LEATHER PRODUCTS.....	144
DD MANUFACTURE OF WOOD AND WOOD PRODUCTS	146
DE MANUFACTURE OF PULP, PAPER AND PAPER PRODUCTS; PUBLISHING AND PRINTING	150
DF MANUFACTURE OF COKE, REFINED PETROLEUM PRODUCTS AND NUCLEAR FUEL.....	156
DG MANUFACTURE OF CHEMICALS, CHEMICAL PRODUCTS AND MAN-MADE FIBRES	157
DH MANUFACTURE OF RUBBER AND PLASTIC PRODUCTS.....	162
DI MANUFACTURE OF OTHER NON-METALLIC MINERAL PRODUCTS	165
DJ MANUFACTURE OF BASIC METALS AND FABRICATED METAL PRODUCTS.....	169
DK MANUFACTURE OF MACHINERY AND EQUIPMENT N.E.C.....	180
DL MANUFACTURE OF ELECTRICAL AND OPTICAL EQUIPMENT.....	185
DM MANUFACTURE OF TRANSPORT EQUIPMENT	191
DN MANUFACTURING N.E.C.....	193
E ELECTRICITY, GAS AND WATER SUPPLY.....	196
ANEX I: OVERVIEW - GRAPHS.....	198
INDUSTRIAL PRODUCTION IN BOSNIA AND HERZEGOVINA 2009	198
Data collection and publishing.....	198
Main aggregated results for 2009– OVERVIEW TABLES.....	199
Main aggregated results for 2009 – OVERVIEW GRAPHS.....	200

FOREWORD

Bulletin on industrial production is a publication of the Agency for Statistics of Bosnia and Herzegovina that contains a comprehensive overview of official statistical data on characteristics of industrial production in Bosnia and Herzegovina.

According to the Statistical Law of Bosnia and Herzegovina (Official Gazette of Bosnia and Herzegovina, No. 26/04 and 42/04) Agency for Statistics of Bosnia and Herzegovina is in charge of the production and publishing of aggregated official statistics for Bosnia and Herzegovina, in accordance with the internationally accepted methodology, using data submitted by the Entity Statistical Institutes and by the Branch Office of the Agency for Statistics of Bosnia and Herzegovina - District Brčko.

Data on annual industrial production on own account in Bosnia and Herzegovina was collected uniformly for the first time for the year 2003, and the results were published in the beginning of 2005. From that point onward annual results on industrial production have been published on regular basis.

Regular annual data collection on industrial production in Bosnia and Herzegovina and consequent data processing is based on use of single Nomenclature of industrial production in Bosnia and Herzegovina – NIP BiH, which is to be regularly updated with relevant regulations and nomenclatures of European Union, and also based on uniform methodological approach

We would like to take this opportunity to express our gratitude to the Institute of Statistics of the Federation of Bosnia and Herzegovina and to the Republic Institute of Statistics of Republika Srpska for providing data necessary for this publication

All suggestions by users of statistical data, which lead to further improvements of this publication will be gratefully accepted

Sarajevo, November 2009

Director

Zdenko Milinović

INTRODUCTION

Data on regular industrial production (on own account) in Bosnia and Herzegovina was published for the first time in the beginning of 2005, covering the production of the year 2003. From that point onward such results have been included in the publishing plan of the Agency for statistics of Bosnia and Herzegovina, on regular basis.

Starting with annual data on 2005 the data on contract based industrial production has also been published on the regular basis, not only the data on the industrial production on own account (regular production).

The annual survey on industry in Bosnia and Herzegovina IND 21 for the year 2009 is oriented to the collection and processing of data at the level of product, while data collection related to the structure of production has been currently in the process of harmonization with European union standards (SBS Regulation¹). The annual survey is fully harmonized between all official statistical institutions of Bosnia and Herzegovina, but it is compliant, in great extent, with international, primarily European standards and regulations. The following main objectives were set upon annual survey on industry:

- data collection, processing and publishing of annual statistics on industrial production in BiH, covering the territories of both entities and their administrative units, as well as territory of District Broke, focused on products specified in Nomenclature of Industrial Products of Bosnia and Herzegovina – NIP BiH 2005 (based on PRODCOM list 2005, i.e. PRODCOM regulation of EE^L) - that means carrying out the annual PRODCOM survey on industrial production,
- collection of data necessary to establish harmonized system of weights (level of macro product) to be used in compilation of monthly volume indicator of industrial production in Bosnia and Herzegovina, in each entity and in District Brčko, in accordance with European standards and regulations,
- dissemination of data on industrial production (PRODCOM results) to domestic and international users,

PRODCOM survey is oriented to the product and is dealing with direct data on volume and value of sales of industrial production, at the detailed level of a single product, as it is specified in nomenclature of industrial products. The subject of the survey is industrial production, accomplished at the territory of Bosnia and Herzegovina, in the period of reporting year.

The publication is presenting, in systematic way, the data collected through 2009 annual PRODCOM survey and gives information on volume of production, volume and value of sales of industrial products (goods and services) in Bosnia and Herzegovina, which are results of regular production (0) carried out in reporting unit (based on own or purchased raw materials), as well as production based on contract (1).

Data on industrial production in 2009 are collected using the Nomenclature of Industrial Products of Bosnia and Herzegovina – NIP BiH 2005, which was published in Official Gazette of Bosnia and Herzegovina, No. 19/06 dated on 20. 03. 2006. In 2006 NIP BiH 2005 was introduced as obligatory standard for annual statistical surveys in industry, but starting with 2006 it should be obligatory standard for all statistical surveys in the field of industry and for all statistical activities that require collection, processing and presentation of results, based on industrial products. Direct comparison of PRODCOM data for 2009 with already published data for 2003 and 2004, could not be done at product level just because of introduction of the new nomenclature of industrial products of Bosnia and Herzegovina, but it is possible to compare directly individual data for 2005, 2006, 2007, 2008 and 2009.

ABBREVIATIONS

BHAS	Agency for Statistics of Bosnia and Herzegovina
B&H	Bosnia and Herzegovina
DB	District Brčko
n.e.c.	not elsewhere classified
ECSC	European Coal and Steel Community
ef. hrs	effective hours
FB&H	Federation of Bosnia and Herzegovina
FZS	Federal Office of Statistics
GT	Gross Tonnage (2,8316 m ³)
hl	hectoliter
1000	thousand
kg	kilogram
p/st	piece
l	liter
m	meter
m ²	square meter
m ³	cubic meter
mil. p/st	million of pieces
MWh	Megawathour
Extns	extension
RS	Republika Srpska
RZSRS	Institute for Statistics of Republika Srpska
EDB	Statistical Office of District Brčko (Branch Office of BHAS)
t	ton
TJ	TerraJoule (gross calorific value)
*	data is less than measuring unit

METHODOLOGICAL EXPLANATIONS

1. ORGANIZATION OF THE SURVEY

Agency for Statistics of Bosnia and Herzegovina (BHAS), Federal Office of Statistics (FZS) together with its cantonal offices, Institute for Statistics of Republika Srpska (RZSRS) together with its regional offices and Branch Office of Agency for Statistics of Bosnia and Herzegovina - District Brčko (EDB) took part in implementation of annual survey on industry.

BHAS, FZS and RZSRS had harmonized, in full coordination, the methodology of annual survey on industry for 2009 and jointly agreed upon the contents and the form of questionnaire and also prepared instructions for filling it up.

FZS, RZSRS and EDB organized the whole field work i.e. they printed and distributed questionnaires and all accompanying documents, necessary for survey to be carried out.

In the course of their standard works FZS, RZSRS and EDB used to create and update address lists of statistical units to be followed up through industry surveys. These address lists were used as a basis for annual survey on industry.

FZS, RZSRS and EDB held all necessary trainings in different cantonal/regional and central statistical offices, and altogether with statisticians from local offices they organized direct visits to reporting units, whenever it was judged as important. All major difficulties they resolved in direct contact with reporting units.

Computer applications for data entry, checking, control and processing were developed in statistical institute of each Entity, reflecting the objectives of the annual survey on industry and structure and contents of the questionnaire.

Agency for statistics of Bosnia and Herzegovina made the agreement with FZS and RZSRS upon the contents, type and form of data to be transmitted for further processing, and developed IT application for taking over, aggregation and compilation of PRODCOM results for the level of Bosnia and Herzegovina.

FZS, RZSRS and EDB collected completed questionnaires and get done all activities related to data entry, analysis and control. After appropriate checks and controls, the collected data was submitted to BHAS in required form.

FZS, RZSRS and EDB accomplished the first stage processing of collected PRODCOM data such that necessary information, in required form, was submitted to BHAS.

BHAS aggregated the data collected from FZS, RZSRS and EDB and prepared and published PRODCOM results for Bosnia and Herzegovina. Data for the level of Bosnia and Herzegovina were compiled from clarified, checked and processed data originated from entities' statistical institutes and statistical branch office of District Brčko.

2. CONCEPTS AND DEFINITIONS

Industry

The term industry, as it is used in annual survey on industry IND-21, refers to the three sections of the classification of activities (according to NACE Rev.1.1):

C - MINING AND QUARRYING,

D - MANUFACTURING and

E - ELECTRICITY, GAS AND WATER SUPPLY

Definition of industry is just the same as the one used by EU.

Concepts and definitions of all other terms used in annual PRODCOM survey on industrial production (such as principal, secondary and ancillary activity, statistical units, product, goods, services, production on own account, contract processing, etc.) are taken from the introduction to NACE Rev1.1, from EU regulation on the statistical units for the observation and analysis of the production system in the Community³⁾, from introduction

³⁾ Council Regulation (EEC) No 696/93 on the statistical units for observation and analyzing within European Community

to ISIC Rev. 3⁴⁾ and from introduction to PRODCOM list 2005. Those definitions and concepts are harmonized with methodological frame of SNA 93 and ESA 95⁵⁾.

All specific explanations, given in this chapter, are relates only to the PRODCOM part of annual survey on industry, the results of which, those reflecting regular industrial production and contract based production are published in this publication.

Statistical units

Statistical units in business statistics are autonomous institutions and parts thereof that are contributing in performing the same economic activity. They are undertaking economic transactions of goods and services. In producing goods and services that could be sold, given to other parties without any compensation, or used for further processing and production, statistical units are utilizing their own labor force (manpower). The important attribute of statistical unit is its autonomy in making financial obligations and its right to be owner of tangible and intangible assets.

Observation units are those statistical units that statistics is compiled for, with the aim of monitoring and following up their characteristics and features. The basic limitation set upon statistical unit of observation is its autonomy in regard to financing and production process, what results in two types of observation units:

1. Units that are completely autonomous in regard to financing and production process (enterprise) and
2. Units that are autonomous only in regard to production process (enterprise units, i.e. parts of enterprise, so called establishments). Autonomy in decision-making means that such enterprise units are keeping administrative records on all basic characteristics of the process.

Reporting units are those statistical units that are required to provide data. They could be observation units that are subject of interest, but also they could be completely different units.

Reporting units of the PRODCOM part of annual survey on industry are legal units i.e. enterprises that are, in the register of business subjects of FZS, RZSRS and EDB, classified in the sections C, D and E (industry), as well as those enterprises that are not classified in industry sections, but have their business parts performing industrial activities.

Observation units of the PRODCOM part of annual survey on industry are enterprises and their parts i.e. enterprise units (establishments) that are engaged in industrial activities. Results of the industrial activity are goods and services, i.e. products as they are defined in nomenclature of industrial products.

Enterprise is the smallest combination of legal units that makes an organizational unit producing goods or services, which has a certain degree of autonomy in decision-making, especially for the allocation of its current resources. An enterprise carries out one or more activities at one or more locations.

Enterprise unit i.e. establishment is a part of enterprise (e.g. a workshop, factory, department etc) performing the same or different activity as the enterprise comprising it and is situated at the same or different location. The definition of enterprise unit is not completely comparable with definitions stipulated in Council Regulation (EEC) No 696/93 on the statistical units for observation and analyzing within European Community, but it is closest to the definition of **establishment**, as it is given in UN statistical standard (chapter 106 of introduction to the UN classification of activities ISIC Rev. 3 and System of National Accounts SNA 93).

⁴⁾ ISIC Rev 3 - International Standard Industrial Classification

⁵⁾ System of National Accounts 1993 - SNA 93 (ISBN 92-1-161352-3) and European System of National Accounts 1995 ESA 95 (EEC regulation No 2223/96), harmonized with SNA 93.

Activity of statistical unit is determined at the subclass level of Classification of Activities of Bosnia and Herzegovina KD BiH.

Data

Data on realized i.e. total production, internal intermediate consumption, stocks and sold production are collected through PRODCOM part of annual survey on industry. In such a way, for some specific product, data on production is presented as the source side and data on internal consumption, sales and final stocks as expenditure side in the balance of available quantities.

Data on volume of industrial production realized, as well as data on market effect of such a production (production sold in terms of quantity and value) were selected for publishing, covering: regular production i.e. production for own account and contract based production i.e. contract processing.

Also, the sum of data on production on own account and data on contract processing is selected for publishing. The production sold comprises also sales of the stocks effected during the reporting period.

Product is the outcome of economic activity, which is defined as separate item in the nomenclature of industrial products. It is the generic term applied to goods, that have physical characteristics, and to services.

Goods are physical objects for which a demand exists, over which ownership rights can be established and whose ownership can be transferred from one institutional unit to another by engaging in transactions on markets. They are in demand because they may be used to satisfy the needs or wants of households or the community or used to produce other goods or services. The production and exchange of goods are quite separate activities. Some goods may never be exchanged while others may be bought and sold numerous times. The separation of the production of a good from its subsequent sale or resale is an economically significant characteristic of a good that is not shared by a service.

Services are not separate entities over which ownership rights can be established. They cannot be traded separately from their production. Services are heterogeneous outputs produced to order and typically consist of changes in the conditions of the consuming units realized by the activities of producers at the demand of the consumers. By the time their production is completed they must have been provided to the consumers. The production of services must be confined to activities that are capable of being carried out by one unit for the benefit of another.

Finished product is each products for which processing have been completed i.e. the product that have undergone some processing and reached such a degree of transformation or treatment that it became a new product and should be assigned specific code and description listed in the nomenclature of industrial products. Such definition of finished product also covers all finishing works related to the specific product, such as cleaning, packing, quality testing, sorting etc. The volume of damaged and incorrect products (wastes) are not to be considered as finished products.

Intermediate product is the product, processed in such a degree that it became a new product which is specified in nomenclature of industrial product, produced by enterprise or one of its parts (establishments) and used in the same enterprise, or in the same or other part of the enterprise, for further processing such to become new product or to be assembled such to create new product, as defined in nomenclature of industrial products. Goods and product purchased from third parties to be resold, in the same shape, form and quality as purchased, are not considered as intermediate products. Also, product used for investment in fixed assets of the enterprise or parts of the enterprise are not considered as intermediate products.

Production

Total production is the actual quantity of the single product, assigned a single code and description in the nomenclature of industrial products, produced during the reference year in the observation unit, irrespective of whether sold to the third parties in the country or abroad (exports), put into stock or used for further processing (intermediate products), or combined.

Production sold is the production, in terms of volume and value, that was carried out at some time and which has been sold (invoiced) during the reference period (reporting year).

Value of production sold should be calculated on the basis of the ex-works selling price (producer price) obtained during the reporting period. The value of the production sold always includes packaging costs, even if they are invoiced separately. However, the following are not included:

- any turnover tax and consumer tax charged
- separately charged freight costs
- any discounts granted to customers

Regular production is the production accomplished by the observation unit on own account, utilizing the purchased or its own raw materials.

Contract processing is the type of service processing in industry that takes place when business subject, based on contract agreement, utilizes material supplied free of charge by the principal (unit that orders the production) and produces or processes certain product defined by the nomenclature of industrial products. This production must be reported by the contractor i.e. business subject (observation unit) that processed material supplied by the principal. The value of production to be recorded is the fee paid by the principal to the contractor. In any contract processing arrangement, the principal and the contractor must be different statistical units; contract processing between different plants belonging to the same enterprises is not possible.

Industrial services cover treatment, repairs, maintenance and assembly work (mounting, installation and assembling) that are performed by observation unit or its parts and which is invoiced separately. Each industrial service should be reported separately for each specific type of service, as specified in nomenclature of industrial products and specific measuring unit should be applied – effective hours, or thousands of effective hours. An exception is Division 17 of classification of activities - textile finishing, where the finishing production has to be reported in volume too. The value of industrial services are expressed in thousands of KM

Contract processing (production of goods based on contract and provision of industrial services based on contract) are presented in this publication apart from regular production (production on own account).

3. IMPORTANT NOTES

In October 2006 the single, state level Classification of Economic Activities of Bosnia and Herzegovina KD BiH was officially accepted, which is fully harmonized with NACE Rev. 1.1. (Law on KD BiH, Official Gazette of Bosnia and Herzegovina, No. 76/06 and Decision on KD BiH, Official Gazette of Bosnia and Herzegovina, No. 84/06).

Description of activities from the Classification of Economic Activities of Bosnia and Herzegovina KD BiH are used for the purpose of presenting the results on the state level.

The coverage of the PRODCOM part of annual survey on industry is not full and is not harmonized between entities and District Brčko. The coverage is based on the address list of statistical units for annual statistical survey on industry, that is separately kept in FZS, RZSRS and EDB. Starting from 2006 the coverage in FZS has been expanded to those reporting units, out of the complete address list, that have 10 and more employees and those reporting units whose total turnover is larger or equals to 500.000 KM. An annual coverage for the year 2009 in RZSRS includes all active units from address book (classified in industry according to its main and/or secondary activity). The full coverage is in use by EDB.

Thematic bulletin “Industrial Production in Bosnia and Herzegovina –2009, The first release of PRODCOM results” comprises the overview of revised summary results for the previous years. Revisions are made based on corrected historical data submitted by entity statistical offices.

Please note also, that data on distribution and trade of electrical energy for 2009, as well as revised data for previous years are excluded from aggregation because of their quite unequal quality.

INDUSTRIAL PRODUCTION AND SALES OF INDUSTRIAL PRODUCTS IN BOSNIA AND HERZEGOVINA - 2009

Code	Product and activity	Type of production	Measuring unit	Total production	Production sold	Production value sold (in .000 KM)
C	MINING AND QUARRYING					
CA	MINING AND QUARRYING OF ENERGY PRODUCING MATERIALS					
10	Mining of coal and lignite; extraction of peat					
10.2	Mining and agglomeration of lignite					
10.20	Mining and agglomeration of lignite					
10.20.10.30.01	Brown coal	0	t	2.009.402	1.986.818	131.352
10.20.10.30.03	Brown coal powder	0	t	3.818.879	1.940.515	150.855
10.20.10.30.04	Lignite coal	0	t	3.387.119	1.153.029	52.651
10.20.10.30.06	Lignite coal powder	0	t	2.299.732	2.299.732	104.490
10.20.10.50.01	Brown coal briquette	0	t	2.563	1.927	434
CB	MINING AND QUARRYING, EXCEPT OF ENERGY PRODUCING MATERIALS					
13	Mining of metal ores					
13.1	Mining of iron ores					
13.10	Mining of iron ores					
13.10.10.30.02	Non-agglomerated iron ores with $\geq 42\%$ Fe	0	t	1.614.890	0	0
13.10.10.50.02	Agglomerated iron ores and concentrates with $\geq 42\%$	0	t	1.112.562	1.147.371	31.833
13.2	Mining of non-ferrous metal ores, except uranium and thorium ores					
13.20	Mining of non-ferrous metal ores, except uranium and thorium ores					
13.20.13.00.00	Aluminium ores and concentrates	0	t	555.830	541.341	24.478
13.20.15.50.00	Lead ores and concentrates	0	t	3.781	3.787	6.565
13.20.15.70.00	Zinc ores and concentrates	0	t	6.228	5.913	2.245
14	Other mining and quarrying					
14.1	Quarrying of stone					
14.11	Quarrying of ornamental and building stone					
14.11.11.33.00	Marble and travertine, crude or roughly trimmed	0	t	2.050	2.050	123
14.11.11.37.00	Marble and travertine merely cut into rectangular or square blocks or slabs of a thickness > 25 cm	0	t	4.308	4.933	344
14.11.11.50.00	Ecaussine and other calcareous monumental or building stone of an apparent specific gravity ≥ 2.5	0	t	64.186	0	0
14.11.12.33.00	Granite, crude or roughly trimmed	0	t	18.755	19.009	3.802

Type of production: 0 – Production on own account, 1 – Contract processing

Production value sold: * - The data is less than measuring unit

INDUSTRIAL PRODUCTION IN 2009 – THE FIRST RELEASE OF PRODCOM RESULTS

Code	Product and activity	Type of production	Measuring unit	Total production	Production sold	Production value sold (in .000 KM)
14.11.12.90.00	Porphyry, basalt and other monumental/building stone, crude, roughly trimmed/merely cut (excluding calcareous monumental/ building stone of gravity>2.5kg/10m ³ granite and sandstone)	0	t	90.498	90.498	1.116
14.12	Quarrying of limestone, gypsum and chalk					
14.12.10.30.00	Gypsum and anhydrite	0	t	74.302	71.162	1.280
14.12.10.50.01	Limestone crushed used for the manufacture of lime or cement	0	t	1.734.042	1.372.492	11.484
14.12.10.50.02	Limestone powdered	0	t	217.567	217.106	3.399
14.12.20.30.01	Dolomite, crude	0	t	69.705	38.638	445
14.12.20.30.02	Dolomite, cut for industry usage	0	t	6.295	1.297	19
14.12.20.30.03	Dolomite, powdered	0	t	9.399	8.637	573
14.13	Quarrying of slate					
14.13.10.00.00	Slate, crude, roughly trimmed or merely cut into rectangular or square blocks or slabs	0	t	3.561	3.560	188
14.2	Quarrying of sand and clay					
14.21	Operation of gravel and sand pits					
14.21.11.50.00	Silica sands (quartz sands or industrial sands)	0	t	524.752	433.789	6.528
14.21.11.90.00	Construction sands such as clayey sands; kaolinic sands; feldspathic sands (excluding silica sands, metal bearing sands)	0	t	156.128	160.712	1.241
14.21.12.10.01	Gravel	0	t	938.253	818.198	5.175
14.21.12.10.02	Pebbles, shingle and flint	0	t	139.934	44.921	536
14.21.12.30.01	Crushed or cut dolomite for concrete aggregates, for road stone and for other construction use	0	t	1.244.345	942.895	11.630
14.21.12.30.02	Other crushed or cut stone used for concrete aggregates, for road stone and for other construction use	0	t	2.333.582	1.873.627	17.341
14.21.12.50.00	Granules; chippings and powder of marble	0	t	1.552	1.686	250
14.21.12.90.00	Granules; chippings and powder of travertine; Ecaussine; granite; porphyry; basalt; sandstone and other monumental stone	0	t	1.552	0	0
14.21.13.30.01	Slag for construction use	0	t	100.106	69.729	755
14.21.13.30.02	Other aggregates for use in construction, made of slag, slacks and similar industrial wastes	0	t	111.250	101.885	1.275
14.22	Mining of clays and kaolin					
14.22.11.40.00	Kaolin	0+1	t	148.384	149.918	604
		0	t	25.476	27.010	405
		1	t	122.908	122.908	199

Type of production: 0 – Production on own account, 1 – Contract processing

Production value sold: * - The data is less than measuring unit

INDUSTRIAL PRODUCTION IN 2009 – THE FIRST RELEASE OF PRODCOM RESULTS

Code	Product and activity	Type of production	Measuring unit	Total production	Production sold	Production value sold (in .000 KM)
14.22.11.60.00	Kaolinic clays (ball and plastic clays)	0	t	0	5.748	126
14.22.12.10.00	Bentonite (sodium and calcium smectite); attapulgite and sepiolite	0	t	16.042	16.049	481
14.3	Mining of chemical and fertilizer minerals					
14.30	Mining of chemical and fertilizer minerals					
14.30.13.13.00	Natural barium sulphate (barites)	0	t	30	30	12
14.4	Production of salt					
14.40	Production of salt					
14.40.10.00.01	Rock salt (dry mined) for cooking	0	t	90.745	85.875	20.332
14.40.10.00.05	Salt in brine (solution mined)	0	t	465.448	465.448	6.516
14.5	Other mining and quarrying n.e.c.					
14.50	Other mining and quarrying n.e.c.					
14.50.23.13.00	Natural graphite	0	t	133.481	121.451	2.985
14.50.23.15.01	Quartz and quartz sands, crude	0	t	83.118	41.231	762
D	MANUFACTURING					
DA	MANUFACTURE OF FOOD PRODUCTS, BEVERAGES AND TOBACCO					
15	Manufacture of food products and beverages					
15.1	Production, processing and preserving of meat and meat products					
15.11	Production and preserving of meat					
15.11.11.40.00	Fresh or chilled carcasses; half-carcasses and quarters with bone in; of beef and veal	0	kg	547.236	367.035	3.866
15.11.11.90.01	Fresh or chilled cuts of beef and veal	0	kg	5.441.788	4.099.612	29.852
15.11.11.90.02	Fresh or chilled cuts of baby beef	0	kg	1.362.091	1.374.258	14.331
15.11.12.00.01	Frozen cuts of beef and veal	0	kg	44.660	37.157	305
15.11.13.30.00	Fresh or chilled carcasses and half-carcasses of pig meat (including fresh meat packed with salt as a temporary preservative)	0	kg	1.986.618	743.801	5.664
15.11.13.50.00	Fresh or chilled hams; shoulders and cuts thereof with bone in; of pig meat (including fresh meat packed with salt as a temporary preservative)	0	kg	816.074	583.182	5.159
15.11.13.90.00	Fresh or chilled pig meat (including fresh meat packed with salt as a temporary preservative; excluding carcasses and half-carcasses, hams; shoulders and cuts thereof with bone in)	0	kg	13.077	13.077	98
15.11.15.00.00	Fresh or chilled carcasses; half-carcasses and cuts of lamb or sheep	0	kg	116.131	114.868	1.023
15.11.16.00.00	Frozen carcasses; half-carcasses and cuts of lamb or sheep	0	kg	2.303	2.303	12
15.11.19.00.00	Fresh, chilled or frozen edible offal of bovine animals, swine, sheep, goats, horses, asses, mules and hinnies	0	kg	44.373	41.024	204

Type of production: 0 – Production on own account, 1 – Contract processing

Production value sold: * - The data is less than measuring unit

INDUSTRIAL PRODUCTION IN 2009 – THE FIRST RELEASE OF PRODCOM RESULTS

Code	Product and activity	Type of production	Measuring unit	Total production	Production sold	Production value sold (in .000 KM)
15.11.24.00.00	Raw hides and skins of bovine or equine animals, whole	0	p/st	257.554	254.954	10.840
15.11.25.00.00	Raw hides and skins of bovine or equine animals (excluding whole)	0	kg	5.515.497	5.831.675	12.274
15.11.26.00.00	Skins of sheep or lambs	0	p/st	36.877	36.597	110
15.11.30.40.00	Pig fat free of lean meat; fresh; chilled; frozen; salted; in brine or smoked (excluding rendered)	0	kg	135.995	7.637	39
15.11.30.60.00	Lard and other pig fat; rendered	0	kg	31.979	27.061	53
15.11.30.70.00	Fats of bovine animals; sheep or goats; raw or rendered	0	kg	3.170	0	0
15.11.40.90.00	Animal disposal; unfit for human consumption (excluding fish, guts; bladders and stomachs)	0	kg	67.079	88.257	949
15.12	Production and preserving of poultry meat					
15.12.11.13.00	Fresh or chilled whole chickens	0	kg	2.862.967	2.558.078	10.274
15.12.11.53.00	Fresh or chilled cuts of chicken	0	kg	4.692.356	4.705.390	21.019
15.12.11.55.00	Fresh or chilled cuts of turkey	0	kg	24.445	24.445	200
15.12.11.70.00	Fresh or chilled poultry offal (excluding fatty livers of geese and ducks)	0	kg	3.368.372	3.377.335	5.590
15.12.12.13.00	Frozen whole chickens	0	kg	813.133	405.506	884
15.12.12.53.00	Frozen cuts of chicken	0	kg	311.352	254.003	1.431
15.12.12.71.00	Frozen poultry offal (excluding liver)	0	kg	0	1.220	5
15.12.12.75.00	Frozen poultry livers	0	kg	32.214	2.519	4
15.13	Production of meat and poultry meat products					
15.13.11.10.00	Hams; shoulders and cuts thereof with bone in of swine; salted; in brine; dried or smoked	0	kg	250.009	249.846	3.632
15.13.11.30.00	Bellies and cuts thereof of swine; salted; in brine; dried or smoked	0	kg	676.167	666.613	5.705
15.13.11.50.00	Pig meat salted, in brine, dried or smoked (including bacon, 3/4 sides/middles, fore-ends, loins and cuts thereof; excluding hams, shoulders and cuts thereof with bone in, bellies and cuts thereof)	0	kg	736.318	739.854	5.068
15.13.11.70.00	Beef and veal salted; in brine; dried or smoked	0	kg	483.502	485.969	5.205
15.13.11.90.00	Meat salted; in brine; dried or smoked; edible flours and meals of meat or meat offal (excluding pig-meat; beef and veal salted; in brine; dried or smoked)	0	kg	69.936	70.118	319
15.13.12.13.00	Sausages and similar products of liver (including pates and pastes in sausage casings or pressed into a sausage shape)	0	kg	2.004.000	2.004.000	7.987
15.13.12.15.01	Sausages not of liver, durable	0	kg	1.247.189	1.235.144	14.236
15.13.12.15.02	Sausages not of liver, semi durable	0	kg	5.104.230	5.095.150	26.637
15.13.12.15.03	Sausages not of liver, boiled	0	kg	14.264.982	14.212.154	59.910
15.13.12.15.04	Sausages not of liver, cooked	0	kg	556.227	564.271	3.537

Type of production: 0 – Production on own account, 1 – Contract processing

Production value sold: * - The data is less than measuring unit

INDUSTRIAL PRODUCTION IN 2009 – THE FIRST RELEASE OF PRODCOM RESULTS

Code	Product and activity	Type of production	Measuring unit	Total production	Production sold	Production value sold (in .000 KM)
15.13.12.23.00	Preparations of goose/duck liver including pâtés and pastes not in sausage casings or form - food preparations containing > 20 % of meat excluding sausages - homogenized preparations	0	kg	25.300	25.300	140
15.13.12.25.00	Preparations of animal liver (including pâtés and pastes other than in sausage) food preparations containing > 20 % of meat (excluding sausages/homogenized preparations, of goose or duck)	0	kg	367.477	409.900	3.541
15.13.12.33.00	Other turkey meat: prepared or preserved	0	kg	250.361	256.326	2.068
15.13.12.35.00	Other poultry meat: prepared or preserved	0	kg	6.358.370	6.080.256	47.944
15.13.12.53.00	Prepared pork meals containing < 40 % but > 20 % of meat/meat offal (including mixtures; fats of any kind/prepared meals, pies and pasties, excluding homogenized preparations)	0	kg	64.394	73.883	598
15.13.12.59.00	Preparations of pork (including mixtures; fats of any kind or origin, excluding sausages and similar products, pates and pastes, homogenized preparations)	0	kg	16.906	15.170	86
15.13.12.60.00	Preparations of beef and veal	0	kg	1.364.397	1.344.723	9.900
15.13.12.90.00	Other preparations of meat or offal, including blood	0	kg	117.735	105.908	212
15.13.90.00.00	Cooking and other preparation services for the production of meat products	1	ef.hrs	1.165	1.165	2
15.2	Processing and preserving of fish and fish products					
15.20	Processing and preserving of fish and fish products					
15.20.13.70.00	Dried fish; whether or not salted; fish; salted but not dried; fish in brine (excluding fillets, smoked)	0	kg	1.009	865	10
15.20.16.00.00	Prepared/preserved crustaceans, mollusks and other aquatic invertebrates (excluding chilled, frozen, dried, salted or in brine, crustaceans, in shell, cooked by steaming or boiling)	0	kg	165.363	168.206	2.226
15.3	Processing and preserving of fruit and vegetables					
15.31	Processing and preserving of potatoes					
15.31.12.10.00	Dried potatoes whether or not cut or sliced but not further prepared	0	kg	720.395	515.722	1.780
15.31.12.90.00	Potatoes prepared or preserved (including crisps; excluding frozen, dried, by vinegar or acetic acid, in the form of flour; meal or flakes)	0	kg	2.649.894	2.613.528	28.918
15.32	Manufacture of fruit and vegetable juice					
15.32.10.15.00	Unconcentrated orange juice (excluding frozen)	0	l	57.648	99.291	119
15.32.10.24.00	Tomato juice	0	l	158.339	129.597	191
15.32.10.26.00	Unconcentrated apple juice	0	l	290.395	281.889	345

Type of production: 0 – Production on own account, 1 – Contract processing

Production value sold: * - The data is less than measuring unit

INDUSTRIAL PRODUCTION IN 2009 – THE FIRST RELEASE OF PRODCOM RESULTS

Code	Product and activity	Type of production	Measuring unit	Total production	Production sold	Production value sold (in .000 KM)
15.32.10.29.00	Unconcentrated juice of any single fruit/vegetable, not fermented and not containing added spirit (excluding orange, grapefruit, pineapple, tomato, grape and apple juices)	0	l	10.169.851	10.008.546	13.647
15.32.10.30.00	Mixtures of unconcentrated fruit and vegetable juices	0	l	0	14.222	38
15.32.10.40.01	Concentrated juices made of southern fruits (agrumes, grapes, kiwi fruit)	0	l	209.400	207.800	106
15.32.10.40.02	Concentrated juices made of continental fruits (apples, pears, plums...)	0	l	1.060.956	1.048.356	2.833
15.32.10.40.04	Fruit syrups	0	l	3.391.426	3.403.115	6.667
15.33	Processing and preserving of fruit and vegetables n.e.c.					
15.33.11.00.01	Frozen green peas	1	kg	189.000	189.000	19
15.33.11.00.06	Other frozen vegetables (excluding mixtures)	0	kg	125.000	0	0
15.33.13.30.00	Dried onions, whole, cut, sliced, broken or in powder, but not further prepared	0	kg	0	7.781	46
15.33.13.90.00	Dried vegetables; other than potatoes; onions; mushrooms and truffles; and mixtures of vegetables; whole; cut; sliced; broken or in powder; but not further prepared	0	kg	205.757	239.996	1.217
15.33.14.25.00	Unconcentrated tomato puree and paste	0	kg	124.227	104.222	187
15.33.14.27.00	Concentrated tomato puree and paste	0	kg	192.584	2.825	7
15.33.14.30.02	Prepared or preserved mushrooms and truffles (excluding by vinegar or acetic acid, dried, frozen)	0	kg	63.515	63.515	559
15.33.14.61.00	Sauerkraut prepared or preserved otherwise than by vinegar or acetic acid (excluding dried, frozen)	1	kg	0	164.000	33
15.33.14.90.01	Prepared vegetable mixtures and dishes, not frozen	0	kg	203.374	136.970	284
15.33.14.90.02	Unfrozen concentrated paprika puree (Ajvar)	0	kg	1.866.944	1.642.165	5.645
15.33.15.00.01	Cucumbers (nickels) prepared or preserved by vinegar or acetic acid	0	kg	3.481.564	3.952.827	6.701
15.33.15.00.02	Paprika prepared or preserved by vinegar or acetic acid	0	kg	2.866.217	2.541.703	4.843
15.33.15.00.03	Red beet prepared or preserved by vinegar or acetic acid	0	kg	1.009.725	777.013	1.150
15.33.15.00.04	Chilly peppers prepared or preserved by vinegar or acetic acid	0	kg	198.980	287.583	757
15.33.15.00.05	Mixed salads prepared or preserved by vinegar or acetic acid	0	kg	650.753	622.275	972
15.33.15.00.06	Other vegetables prepared or preserved by vinegar or acetic acid	0	kg	244.816	0	0
15.33.21.00.00	Frozen fruit and nuts uncooked or cooked by steaming or boiling in water	0	kg	2.730.406	2.632.863	3.996

Type of production: 0 – Production on own account, 1 – Contract processing

Production value sold: * - The data is less than measuring unit

INDUSTRIAL PRODUCTION IN 2009 – THE FIRST RELEASE OF PRODCOM RESULTS

Code	Product and activity	Type of production	Measuring unit	Total production	Production sold	Production value sold (in .000 KM)
15.33.22.30.00	Citrus fruit jams; marmalades; jellies; purees or pastes; being cooked preparations (excluding homogenized preparations)	0	kg	127	310	1
15.33.22.90.01	Jams made of other fruits	0	kg	595.110	510.979	1.213
15.33.22.90.02	Fruit jellies made of other fruits	0	kg	220.640	143.382	418
15.33.22.90.03	Marmalade made of haws	0	kg	789.989	735.236	1.897
15.33.22.90.04	Marmalade made of one fruit type, excl. of haws	0	kg	1.176.538	1.088.173	2.669
15.33.22.90.05	Marmalade made of other mixed fruits	0	kg	1.354.818	1.141.868	2.233
15.33.22.90.06	Fruits in concentrated sweet syrup and fruit jellies made of other fruits and nuts	0	kg	154.833	79.099	258
15.33.23.30.00	Prepared or preserved groundnuts (including peanut butter; excluding by vinegar or acetic acid, frozen, purees and pastes)	0	kg	177.889	189.425	775
15.33.23.90.00	Prepared or preserved nuts; other than groundnuts; and other seeds and mixtures (excluding by vinegar or acetic acid, frozen, purees and pastes, preserved by sugar)	0	kg	155.813	153.830	885
15.33.25.20.01	Dried plums	0	kg	21.064	7.135	21
15.33.25.50.01	Fruit in syrup made of one fruit type or more fruit types	0	kg	54.891	40.887	82
15.33.25.50.02	Fruit pulps and pastes	0	kg	1.521.000	0	0
15.33.26.00.00	Apricot; peach and plum stones and kernels used for human consumption	0	kg	2.304	1.674	11
15.4	Manufacture of vegetable and animal oils and fats					
15.41	Manufacture of crude oils and fats					
15.41.12.10.00	Crude soya-bean oil and its fractions (excluding chemically modified)	0	kg	5.137.000	1.105.000	1.547
15.41.12.40.00	Crude sunflower-seed and safflower oil and their fractions (excluding chemically modified)	0	kg	28.938.000	6.000	11
15.41.12.60.00	Crude rape; colza or mustard oil and their fractions (excluding chemically modified)	0	kg	4.046.000	360.000	429
15.41.31.30.00	Oilcake and other solid residues resulting from the extraction of soya-bean oil	0	kg	509.535	282.323	249
15.42	Manufacture of refined oils and fats					
15.42.11.10.00	Refined soya-bean oil and its fractions (excluding chemically modified)	0	kg	4.320.000	951.000	1.245
15.42.11.40.00	Refined sunflower-seed and safflower oil and their fractions (excluding chemically modified)	0	kg	26.458.000	8.058.000	13.107
15.42.11.60.00	Refined rape; colza or mustard oil and their fractions (excluding chemically modified)	0	kg	5.405.000	1.605.000	3.118

Type of production: 0 – Production on own account, 1 – Contract processing

Production value sold: * - The data is less than measuring unit

INDUSTRIAL PRODUCTION IN 2009 – THE FIRST RELEASE OF PRODCOM RESULTS

Code	Product and activity	Type of production	Measuring unit	Total production	Production sold	Production value sold (in .000 KM)
15.43	Manufacture of margarine and similar edible fats					
15.43.10.30.00	Margarine and reduced and low fat spreads (excluding liquid margarine)	0	kg	552.843	552.843	3.866
15.5	Manufacture of dairy products					
15.51	Operation of dairies and cheese making					
15.51.11.33.01	Milk and cream of a fat content by weight of ≤ 1%, not concentrated nor containing added sugar or other sweetening matter, in immediate packing of a net content ≤ 2 l, pasteurized	0	l	16.925	16.454	18
15.51.11.33.02	Skimmed milk(milk and sour cream with content =1% milk fat, non-concentrated or non-sugary in pack net content less = 2l sterilized	0	l	26.970	26.970	28
15.51.11.42.01	Milk and cream of a fat content by weight of > 1% but ≤ 6%, not concentrated nor containing added sugar or other sweetening matter, in immediate packing of a net content ≤ 2 l, pasteurized	0	kg	88.407.911	40.295.737	41.044
15.51.11.42.02	Milk and cream of a fat content by weight of > 1% but ≤ 6%, not concentrated nor containing added sugar or other sweetening matter, in immediate packing of a net content ≤ 2 l, sterilized	0	kg	87.490.790	92.336.657	94.799
15.51.12.10.00	Milk and cream of a fat content by weight of > 6% but ≤ 21%, not concentrated nor containing added sugar or other sweetening matter, in immediate packing of ≤ 2 l	0	kg	3.408.762	3.371.112	7.488
15.51.12.20.00	Milk and cream of a fat content by weight of > 6% but ≤ 21%, not concentrated nor containing added sugar or other sweetening matter, in immediate packing of > 2 l	0	kg	43.481	43.481	137
15.51.20.33.00	Skimmed milk powder (milk and cream in solid forms, of a fat content by weight of ≤ 1,5%), in immediate packing of ≤ 2,5 kg	0	kg	2.534	54.284	567
15.51.20.63.00	Whole milk powder or full cream powder (milk and cream in solid forms, of a fat content by weight of > 1,5%), in immediate packing of ≤ 2,5 kg	0	kg	0	126.755	848
15.51.30.30.00	Butter of a fat content by weight ≤ 85%	0	kg	468.765	363.569	2.727
15.51.30.50.00	Butter of a fat content by weight > 85% and other fats and oils derived from milk (excluding dairy spreads of a fat content by weight < 80%)	0	kg	297.109	269.590	1.509
15.51.30.70.00	Dairy spreads of a fat content by weight < 80%	0	kg	3.089	3.938	45
15.51.40.30.00	Unripened or uncured cheese (fresh cheese) (including whey cheese and curd)	0	kg	3.191.678	3.189.014	8.824
15.51.40.50.01	Semi - hard fermented cheese	0	kg	52.354	57.279	450

Type of production: 0 – Production on own account, 1 – Contract processing

Production value sold: * - The data is less than measuring unit

INDUSTRIAL PRODUCTION IN 2009 – THE FIRST RELEASE OF PRODCOM RESULTS

Code	Product and activity	Type of production	Measuring unit	Total production	Production sold	Production value sold (in .000 KM)
15.51.40.50.02	Hard fermented cheese	0	kg	1.473.639	1.330.604	11.081
15.51.40.50.04	Other non-processed cheese	0	kg	57.697	54.720	312
15.51.52.41.01	Plain curdled milk and liquid yoghurt not flavoured nor containing added fruit; nuts or cocoa	0	kg	24.149.653	24.141.607	31.156
15.51.52.41.03	Curdled and soured cream not flavoured nor containing added fruit; nuts or cocoa	0	kg	9.559.676	9.561.740	24.326
15.51.52.45.00	Flavoured liquid yoghurt or acidified milk (curdled milk; cream; yoghurt and other fermented products flavoured or containing added fruit; nuts or cocoa)	0	kg	129.248	136.945	349
15.51.52.65.00	Buttermilk	0	kg	231.740	233.878	304
15.51.55.40.00	Whey and modified whey in liquid or paste forms; whether or not concentrated or containing added sweetening matter	0	kg	1.819.018	1.819.280	106
15.52	Manufacture of ice cream					
15.52.10.00.00	Ice cream and other edible ice (including sherbet, lollipops) (excluding mixes and bases for ice cream)	0	l	1.501.190	1.542.192	4.918
15.6	Manufacture of grain mill products, starches and starch products					
15.61	Manufacture of grain mill products					
15.61.21.00.00	Wheat or meslin flour	0+1	kg	231.464.982	228.680.756	127.549
		0	kg	228.291.166	225.506.940	127.390
		1	kg	3.173.816	3.173.816	159
15.61.22.00.01	Maize flour	0	kg	4.282.631	3.907.395	1.913
15.61.22.00.02	Rye flour	0	kg	205.192	205.928	140
15.61.22.00.03	Flour from other cereals(except corn and rice) n.e.c.	0	kg	533.345	539.300	332
15.61.24.00.00	Mixes and doughs for the preparation of bread; cakes; pastry; crisp bread; biscuits; waffles; wafers; rusks; toasted bread and similar toasted products and other bakers' wares	0	kg	43.260	47.080	295
15.61.31.33.00	Grouts and meal of durum wheat	0	kg	740.850	742.600	520
15.61.31.35.00	Grouts and meal of common wheat and spelt	0	kg	328.150	327.925	192
15.61.32.30.00	Grouts and meal of oats; maize; rice; rye; barley and other cereals (excluding wheat)	0	kg	2.699.977	2.662.754	1.194
15.61.33.33.00	Rolled; flaked; hulled; pearled; sliced or kibbled cereal grains (excluding rice)	0	kg	16.133	11.362	47
15.61.33.35.00	Germ of cereals; whole; rolled; flaked or ground (excluding rice)	0	kg	270	1.190	*
15.61.33.53.00	Other prepared foods obtained by the swelling or roasting of cereals	0	kg	40.075	30.397	113
15.61.40.30.00	Semi-milled or wholly milled (bleached) rice (including camolino rice)	0	kg	17.179	19.704	36
15.61.50.10.00	Bran; sharps and other residues from the sifting; milling or other working of maize (corn)	0	kg	3.356.426	1.374.499	372

Type of production: 0 – Production on own account, 1 – Contract processing

Production value sold: * - The data is less than measuring unit

INDUSTRIAL PRODUCTION IN 2009 – THE FIRST RELEASE OF PRODCOM RESULTS

Code	Product and activity	Type of production	Measuring unit	Total production	Production sold	Production value sold (in .000 KM)
15.61.50.50.01	Wheat bran, as residues from milling or other working of wheat	0+1	kg	36.604.380	36.334.840	8.550
		0	kg	35.395.694	35.126.154	8.489
		1	kg	1.208.686	1.208.686	61
15.61.50.50.02	Wheat grouts, as residues from milling or other working of wheat	0	kg	8.882	11.969	3
15.61.50.50.03	Wheat flour for animal food	0	kg	40.489.045	39.245.568	7.351
15.61.50.50.04	Other residues from the sifting; milling or other working of wheat	0	kg	4.132.745	4.342.660	741
15.61.50.90.00	Bran; sharps and other residues from the sifting; milling or other working of cereals (excluding maize (corn), rice, wheat)	0	kg	82.590	69.638	19
15.62	Manufacture of starches and starch products					
15.62.21.10.00	Glucose and glucose syrup (excluding with added flavouring or colouring matter)	0	kg	30	31	*
15.62.21.20.00	Chemically pure fructose in solid form; fructose and fructose syrup, containing in the dry state > 50% of fructose; isoglucose excluding with added flavouring or colouring matter	0+1	kg	35.809.074	35.820.828	12.052
		0	kg	12.434.634	12.446.388	7.821
		1	kg	23.374.440	23.374.440	4.231
15.7	Manufacture of prepared animal feeds					
15.71	Manufacture of prepared feeds for farm animals					
15.71.10.10.00	Premixtures for farm animal feeds	0	kg	912.050	918.494	2.244
15.71.10.33.00	Preparations used for farm animal feeding (excluding premixtures): pigs	0	kg	23.151.226	22.861.155	14.311
15.71.10.35.00	Preparations used for farm animal feeding (excluding premixtures): cattle	0	kg	15.421.048	15.539.185	6.717
15.71.10.37.00	Preparations used for farm animal feeding (excluding premixtures): poultry	0	kg	98.672.796	70.372.025	44.468
15.71.10.39.00	Preparations used for farm animal feeding (excluding premixtures): n.e.c.	0	kg	12.810.241	12.724.365	6.660
15.8	Manufacture of other food products					
15.81	Manufacture of bread; manufacture of fresh pastry goods and cakes					
15.81.11.00.01	Wheat bread, fresh	0	kg	35.831.353	35.652.074	54.955
15.81.11.00.02	Rye bread, fresh	0	kg	1.152.035	1.137.020	1.935
15.81.11.00.03	Maize bread, fresh	0	kg	72.568	71.560	174
15.81.11.00.04	Special bread, fresh (enriched with minerals, vitamins and other additive materials) co	0	kg	708.060	698.053	1.296
15.81.11.00.05	Other types of bread	0	kg	1.466.682	1.456.583	2.316
15.81.11.00.06	All types of fresh baker's wares	0+1	kg	5.420.719	5.394.226	14.849
		0	kg	5.404.745	5.378.252	14.815
		1	kg	15.974	15.974	34
15.81.11.00.07	Milled bread	0	kg	66.624	62.624	120

Type of production: 0 – Production on own account, 1 – Contract processing

Production value sold: * - The data is less than measuring unit

INDUSTRIAL PRODUCTION IN 2009 – THE FIRST RELEASE OF PRODCOM RESULTS

Code	Product and activity	Type of production	Measuring unit	Total production	Production sold	Production value sold (in .000 KM)
15.81.11.00.08	Other baker's wares: fresh, frozen and baked	0	kg	1.488.541	1.464.791	4.836
15.81.12.00.01	Industrially produced cakes	0	kg	870.807	848.187	4.199
15.81.12.00.02	Freshly baked fine bakery products (doughnuts, rolls...)	0	kg	2.184.270	2.178.404	11.773
15.81.12.00.03	Daily produced fresh cakes, sweets,...	0	kg	935.000	928.868	7.463
15.81.12.00.04	Other bakery products with sweetening additives	0	kg	231.854	230.910	1.686
15.82	Manufacture of rusks and biscuits; manufacture of preserved pastry goods and cakes					
15.82.11.50.00	Rusks; toasted bread and similar toasted products	0	kg	60.062	55.738	161
15.82.12.30.00	Gingerbread and the like	0	kg	76.284	77.595	193
15.82.12.53.01	Sweet biscuits completely or partially coated or covered with chocolate	0	kg	407.836	360.632	964
15.82.12.53.02	Waffles and wafers completely or partially coated or covered with chocolate	0	kg	680.818	674.648	2.280
15.82.12.53.03	Sweet biscuits, completely or partially coated or covered with preparations containing cocoa	0	kg	2.215.798	2.136.533	8.909
15.82.12.53.04	Waffles and wafers completely or partially coated or covered with preparations containing cocoa	0	kg	4.078.388	3.954.392	13.894
15.82.12.55.00	Sweet biscuits (including sandwich biscuits; excluding those completely or partially coated or covered with chocolate or other preparations containing chocolate)	0	kg	5.442.672	5.396.777	11.621
15.82.12.59.00	Waffles and wafers (including salted) (excluding those completely or partially coated or covered with chocolate or other preparations containing chocolate)	0	kg	251.471	245.920	1.268
15.82.13.20.00	Communion wafers; empty cachets of a kind suitable for pharmaceutical use; sealing wafers; rice paper and similar products	0	kg	84.617	84.709	288
15.82.13.40.00	Biscuits (excluding those completely or partially coated or covered with chocolate or other preparations containing cocoa, sweet biscuits, waffles and wafers)	0	kg	1.478.700	1.457.700	6.493
15.82.13.50.00	Savoury or salted extruded or expanded products	0	kg	1.136.369	1.084.837	5.002
15.82.13.90.00	Bakers' wares, no added sweetening (including crepes, pancakes, quiche, pizza; excluding sandwiches, crisp bread, waffles, wafers, rusks, toasted, savoury or salted extruded/expanded products)	0	kg	2.298.030	2.348.426	11.295
15.83	Manufacture of sugar					
15.83.12.30.00	Refined white cane or beet sugar in solid form	0	kg	1.112.570	1.130.013	1.352

Type of production: 0 – Production on own account, 1 – Contract processing

Production value sold: * - The data is less than measuring unit

INDUSTRIAL PRODUCTION IN 2009 – THE FIRST RELEASE OF PRODCOM RESULTS

Code	Product and activity	Type of production	Measuring unit	Total production	Production sold	Production value sold (in .000 KM)
15.84	Manufacture of cocoa; chocolate and sugar confectionery					
15.84.13.00.00	Cocoa powder (excluding containing added sugar or other sweetening matter)	0	kg	14.911	15.104	60
15.84.21.37.00	Chocolate etc. containing cocoa, blocks, slabs, bars > 2 kg, > 18% cocoa butter	0	kg	599.500	598.609	3.347
15.84.21.70.00	Chocolate flavour coating containing 18% or more by weight of cocoa butter and in packing weighing > 2 kg	0	kg	41.142	0	0
15.84.21.90.00	Food preparations containing 18% or more by weight of cocoa butter and in packing weighing > 2 kg (excluding chocolate flavour coating, chocolate milk crumb)	0	kg	2.075	2.075	7
15.84.22.33.00	Filled chocolate blocks; slabs or bars consisting of a centre (including of cream, liqueur or fruit paste; excluding chocolate biscuits)	0	kg	286.772	302.192	1.191
15.84.22.35.00	Chocolate blocks; slabs or bars with added cereal; fruit or nuts (excluding filled, chocolate biscuits)	0	kg	902.800	891.000	4.400
15.84.22.55.00	Chocolate confectionery (excluding filled, in blocks; slabs or bars, chocolate biscuits, chocolates)	0	kg	158.480	152.540	765
15.84.22.70.00	Chocolate spreads	0	kg	2.092.409	2.096.900	6.193
15.84.22.80.00	Preparations containing cocoa for making beverages	0	kg	8.268	9.638	42
15.84.22.90.00	Food products with cocoa (excluding cocoa paste, butter, powder, blocks, slabs, bars, liquid, paste, powder, granular, other bulk form in pack>2kg, to make beverages, chocolate spreads)	0	kg	456	456	1
15.84.23.53.00	Sugar confectionery pastes in immediate packing of a net content \geq 1 kg (including marzipan, fondant; nougat and almond pastes)	0	kg	17.204	16.664	125
15.84.23.63.00	Sugar coated (panned) goods (including sugar almonds)	0	kg	51.866	40.200	88
15.84.23.65.00	Gums; fruit jellies and fruit pastes in the form of sugar confectionery (excluding chewing gum)	0	kg	53.331	52.218	153
15.84.23.73.00	Boiled sweets	0	kg	795	795	4
15.84.23.75.00	Toffees; caramels and similar sweets	0	kg	9.932	10.378	33
15.84.23.90.00	Sugar confectionery, n.e.c.	0	kg	311.614	310.490	1.156
15.84.24.00.00	Drained, glaze or crystallized fruit, nuts, fruit-peel and other parts of plants (excluding goods preserved by sugar and put in syrup, dried fruit)	0	kg	31.211	28.711	146
15.85	Manufacture of macaroni, noodles, couscous and similar farinaceous products					
15.85.11.30.00	Uncooked pasta; containing eggs (excluding stuffed or otherwise prepared)	0	kg	2.370.551	2.357.496	4.948

Type of production: 0 – Production on own account, 1 – Contract processing

Production value sold: * - The data is less than measuring unit

INDUSTRIAL PRODUCTION IN 2009 – THE FIRST RELEASE OF PRODCOM RESULTS

Code	Product and activity	Type of production	Measuring unit	Total production	Production sold	Production value sold (in .000 KM)
15.85.11.50.00	Uncooked pasta (excluding containing eggs, stuffed or otherwise prepared)	0	kg	8.192	8.125	15
15.85.12.35.00	Dried; undried and frozen pasta and pasta products (including prepared dishes) (excluding uncooked pasta, stuffed pasta)	0	kg	558.428	556.896	1.271
15.86	Processing of tea and coffee					
15.86.11.30.00	Decaffeinated coffee, not roasted	0	kg	20.000	20.000	128
15.86.11.50.00	Roasted coffee, not decaffeinated	0	kg	4.709.967	4.669.749	42.820
15.86.12.30.00	Extracts, essences and concentrates of coffee in solid form (including instant coffee)	0	kg	25.804	26.637	491
15.86.12.50.00	Extracts, essences and concentrates of coffee in liquid form; preparations with a basis of extracts; essences or concentrates of coffee or with a basis of coffee	0	kg	617	617	9
15.86.13.00.00	Tea in immediate packing of a content ≤ 3 kg	0	kg	242.324	250.463	6.264
15.87	Manufacture of condiments and seasonings					
15.87.12.30.00	Tomato ketchup and other tomato sauces	0	kg	2.901.652	2.997.775	5.281
15.87.12.70.01	Mayonnaise, other emulsified sauces	0	kg	235.909	234.764	725
15.87.12.70.02	Dried, milled paprika and chilly pepper	0	kg	29.688	33.042	211
15.87.12.70.03	Special food add-ins (vegeta...)	0	kg	1.530.874	1.517.902	3.971
15.87.12.70.04	Pre-prepared spices (pepper, vanilla, cinnamon, Muscat...)	0	kg	478.218	500.966	1.907
15.87.12.70.05	Other prepared sauces and add-ins (Tabasco, Worchester, marinade, onion, garlic, curry, etc)	0	kg	38.439	39.639	591
15.88	Manufacture of homogenized food preparations and dietetic food					
15.88.10.50.00	Homogenized preparations of jams; fruit jellies; marmalades; fruit or nut puree and fruit or nut pastes	1	kg	1.224.843	1.224.843	184
15.88.10.60.00	Homogenized composite food preparations for infant food or dietetic purposes p.r.s. in containers ≤ 250 g	0	kg	104.307	102.743	2.665
15.88.10.70.00	Food preparations for infants; p.r.s. (excluding homogenized composite food preparations)	0	kg	93.372	83.538	1.049
15.89	Manufacture of other food products n.e.c.					
15.89.11.00.00	Soups and broths and preparations therefore	0	kg	95.756	102.555	1.240
15.89.13.70.00	Prepared baking powders	0	kg	47.505	46.456	249
15.89.14.39.00	Food preparations of flour, meal, starch, etc.	0	kg	396.828	399.520	1.092
15.89.14.91.00	Protein concentrates and flavoured or coloured sugar syrups	0	kg	879.836	820.723	2.134
15.9	Manufacture of beverages					
15.91	Manufacture of distilled potable alcoholic beverages					
15.91.10.20.02	Brandy (cognac) and similar products	0	l alc 100%	38.032	28.043	1.232

Type of production: 0 – Production on own account, 1 – Contract processing

Production value sold: * - The data is less than measuring unit

INDUSTRIAL PRODUCTION IN 2009 – THE FIRST RELEASE OF PRODCOM RESULTS

Code	Product and activity	Type of production	Measuring unit	Total production	Production sold	Production value sold (in .000 KM)
15.91.10.20.03	Grape brandy	0	l alc 100%	2.340	2.290	36
15.91.10.40.00	Rum and tafia (important: excluding alcohol duty)	0	l alc 100%	0	817	25
15.91.10.50.00	Gin and Geneva (important: excluding alcohol duty)	0	l alc 100%	0	49	1
15.91.10.63.00	Vodka of an alcoholic strength by volume of ≤ 45.4% (important: excluding alcohol duty)	0	l alc 100%	0	317	11
15.91.10.65.01	Rests from the first distillation of spirit	0	l alc 100%	549.727	428.788	3.429
15.91.10.65.02	Brandy produced by distillation of fruit (plum brandy and similar)	0	l alc 100%	79.818	47.006	2.042
15.91.10.80.00	Spirits, liqueurs and other spirituous beverages (excluding spirits distilled from grape wine, grape marc or fruit/whisky, rum, tafia, gin and geneva, spirits distilled from fruit)	0	l alc 100%	61.569	64.022	978
15.93	Manufacture of wines					
15.93.12.11.00	White wine in specified regions (v.q.p.r.d.)	0	l	1.599.000	2.597.786	5.560
15.93.12.13.00	White wine (other), not v.q.p.r.d.	0	l	1.630.000	1.287.239	952
15.93.12.15.00	Wine/grape must with fermentation prevented or arrested by the addition of alcohol, put up with pressure of CO ₂ in solution ≥1 bar < 3, at 20°C (excluding sparkling wine)	0	l	26.250	9.022	51
15.93.12.17.00	Quality wine/grape must with fermentation prevented or arrested by the addition of alcohol, v.q.p.r.d. of an alcoholic strength of ≤15% excluding white wine and sparkling wine	0	l	296.500	585.988	1.105
15.93.12.19.00	Wine and grape must with fermentation prevented or arrested by the addition of alcohol, of an alcoholic strength ≤15% (excluding white wine and sparkling wine v.q.p.r.d.)	0	l	103.053	143.834	2.255
15.96	Manufacture of beer					
15.96.10.00.00	Beer made from malt (excluding non-alcoholic beer, beer containing ≤ 0.5% by volume of alcohol, alcohol duty)	0	l	92.027.975	92.279.603	113.450
15.98	Production of mineral waters and soft drinks					
15.98.11.30.00	Mineral waters and aerated waters, unsweetened	0	l	89.308.997	89.967.022	41.802
15.98.11.50.00	Unsweetened and non flavoured waters; ice and snow (excluding mineral and aerated waters)	0	l	10.391.148	10.312.486	4.571
15.98.12.30.00	Waters, with added sugar; other sweetening matter or flavoured, i.e. soft drinks (including mineral and aerated)	0	l	154.656.649	156.145.920	144.035
15.98.12.50.02	Other non-alcoholic beverages not containing milk fat	0	l	12.312.589	12.050.737	11.498

Type of production: 0 – Production on own account, 1 – Contract processing

Production value sold: * - The data is less than measuring unit

INDUSTRIAL PRODUCTION IN 2009 – THE FIRST RELEASE OF PRODCOM RESULTS

Code	Product and activity	Type of production	Measuring unit	Total production	Production sold	Production value sold (in .000 KM)
16	Manufacture of tobacco products					
16.0	Manufacture of tobacco products					
16.00	Manufacture of tobacco products					
16.00.11.50.00	Cigarettes containing tobacco or mixtures of tobacco and tobacco substitutes (excluding tobacco duty)	0+1	mil. p/st	5.546	5.589	140.865
		0	mil. p/st	5.521	5.564	140.802
		1	mil. p/st	25	25	63
16.00.12.90.00	Manufactured tobacco, extracts and essences, other homogenized or reconstituted tobacco, n.e.s.	0+1	kg	2.413.278	2.243.896	11.363
		0	kg	2.293.909	2.124.527	11.269
		1	kg	119.369	119.369	94
DB	MANUFACTURE OF TEXTILES AND TEXTILE PRODUCTS					
17	Manufacture of textiles					
17.1	Preparation and spinning of textile fibres					
17.10.42.50.00	Yarn of combed wool or fine animal hair, n.p.r.s.	0+1	kg	60.000	59.000	219
		0	kg	2.000	2.000	18
		1	kg	58.000	57.000	201
17.10.43.52.00	Yarn of combed cotton, n.p.r.s., for woven fabrics (excluding for carpets and floor coverings)	1	kg	5.041.251	4.938.982	6.451
17.10.43.55.00	Yarn of combed cotton, n.p.r.s., for other uses (including carpets and floor coverings)	1	kg	1.000	1.000	1
17.10.52.30.00	Yarn (other than sewing thread) containing 85 % or more by weight of synthetic staple fibres, n.p.r.s.	0	kg	0	4.000	34
17.10.53.50.00	Yarn containing < 85% by weight of synthetic staple fibres, mixed with combed wool or fine animal hair, n.p.r.s.	0+1	kg	2.000	3.000	21
		0	kg	0	1.000	9
		1	kg	2.000	2.000	12
17.2	Textile weaving					
17.20.20.19.00	Woven fabrics of cotton, not of yarns of different colours, weighing ≤ 200 g/m ² , for technical or industrial uses (excluding gauze, medical gauze)	0	m ²	180.123	180.123	531
17.20.20.20.00	Woven fabrics of cotton weighing ≤ 100 g/m ² , for medical gauzes, bandages and dressings	0	m ²	5.242.642	5.242.642	2.747
17.3	Finishing of textiles					
17.30	Finishing of textiles					
17.30.10.23.00	Dyeing of cotton yarn (excluding sewing thread)	1	kg	44.000	44.000	113

Type of production: 0 – Production on own account, 1 – Contract processing

Production value sold: * - The data is less than measuring unit

INDUSTRIAL PRODUCTION IN 2009 – THE FIRST RELEASE OF PRODCOM RESULTS

Code	Product and activity	Type of production	Measuring unit	Total production	Production sold	Production value sold (in .000 KM)
17.4	Manufacture of made-up textile articles, except apparel					
17.40	Manufacture of made-up textile articles, except apparel					
17.40.12.53.00	Bed linen of cotton (excluding knitted or crocheted)	0+1	kg	50.321	51.652	801
		0	kg	46.422	47.753	797
		1	kg	3.899	3.899	4
17.40.12.59.00	Bed linen of woven textiles (excluding of cotton, of flax or ramie)	0+1	kg	149.955	150.120	968
		0	kg	4.305	4.470	112
		1	kg	145.650	145.650	856
17.40.13.53.00	Table linen of cotton (excluding knitted or crocheted)	0	kg	8.456	8.298	73
17.40.13.59.00	Table linen of woven man-made fibres and of other woven or nonwoven textiles (excluding of cotton, of flax)	0	kg	7.740	7.740	363
17.40.14.30.00	Toilet linen and kitchen linen, of terry toweling or similar terry fabrics of cotton	0	kg	876	886	20
17.40.15.50.00	Curtains and interior blinds, curtain or bed valances, of woven materials	0	m ²	8.308	8.308	204
17.40.15.70.00	Curtains and interior blinds, curtain or bed valances, of nonwoven materials	0	m ²	1.119	1.119	29
17.40.16.53.00	Bedspreads (excluding eiderdowns)	0	p/st	299	730	30
17.40.16.59.01	Covers for car seats	1	m ²	7.750.047	7.582.437	29.682
17.40.16.59.02	Furnishing textile articles for home decorating	0+1	m ²	2.342.922	2.335.679	30.080
		0	m ²	1.837.618	1.837.618	27.685
		1	m ²	505.304	498.061	2.395
17.40.22.10.00	Tarpaulins, awnings and sunblinds (excluding caravan awnings)	0	kg	30.818	30.818	937
17.40.24.99.00	Articles of bedding filled other than with feathers or down (including quilts and eiderdowns, cushions, pouffes, pillows) (excluding mattresses, sleeping bags)	0	p/st	8.545	8.426	146
17.40.25.53.00	Floor-cloths, dish-cloths, dusters and similar cleaning cloths, of nonwoven textiles	0	kg	86.105	85.252	1.429
17.5	Manufacture of other textiles					
17.51	Manufacture of carpets and rugs					
17.51.12.00.00	Woven carpets and other woven textile coverings (excluding tufted or flopped)	0	m ²	44.645	32.829	1.174
17.52	Manufacture of cordage, rope, twine and netting					
17.52.11.35.00	Twines of sisal measuring ≤ 100,000 decitex (10 g/m) (excluding binder or baler twine)	0	kg	10.650	10.650	225

Type of production: 0 – Production on own account, 1 – Contract processing

Production value sold: * - The data is less than measuring unit

INDUSTRIAL PRODUCTION IN 2009 – THE FIRST RELEASE OF PRODCOM RESULTS

Code	Product and activity	Type of production	Measuring unit	Total production	Production sold	Production value sold (in .000 KM)
17.53	Manufacture of non-wovens and articles made from non-wovens, except apparel					
17.53.10.20.00	Nonwovens of a weight of > 25 g/m ² but ≤ 70 g/m ² (including articles made from nonwovens) (excluding articles of apparel, coated or covered)	0	kg	29.000	29.000	886
17.54	Manufacture of other textiles n.e.c.					
17.54.11.30.00	Narrow woven fabrics other than labels, badges and other similar articles	0	kg	14.971	14.971	77
17.54.11.70.00	Braids in the piece; tassels and pompons, ornamental trimmings (excluding knitted or crocheted)	0	kg	8.660	8.710	177
17.54.13.70.00	Embroidery of textiles in the piece, in strips or in motifs (excluding without visible ground, cotton)	0+1	m ²	3.724	3.724	167
		0	m ²	1.014	1.014	105
		1	m ²	2.710	2.710	62
17.54.20.00.00	Felt, whether or not impregnated, coated, covered or laminated, n.e.c.	0	kg	12.450	12.450	90
17.54.31.60.00	Wadding; other articles of wadding	0	kg	349.309	360.832	1.336
17.54.38.30.00	Textile hose piping and similar textile tubing, whether or not impregnated or coated, with or without lining, armour or accessories of other materials	0	kg	12.791	12.791	649
17.7	Manufacture of knitted and crocheted articles					
17.71	Manufacture of knitted and crocheted hosiery					
17.71.10.33.00	Panty hose and tights, of knitted or crocheted synthetic fibres, measuring per single yarn < 67 decitex	0	p/st	256.277	242.000	405
17.71.10.35.00	Panty hose and tights, of knitted or crocheted synthetic fibres, measuring per single yarn ≥ 67 decitex	0	p/st	460.000	472.352	803
17.71.10.37.00	Panty hose and tights, of textiles (excluding those of knitted or crocheted synthetic fibres)	1	p/st	3.949.095	3.949.095	1.479
17.71.10.90.01	Knitted or crocheted hosiery & footwear for men, n.e.c. (excl. those of synthetic fibres)	0	pa	505.789	441.271	835
17.71.10.90.04	Knitted or crocheted hosiery & footwear for women, made of synthetic fibres, n.e.c.	0	pa	49.865	54.240	135
17.71.10.90.05	Knitted or crocheted hosiery & footwear for children, n.e.c. (excl. those of synthetic fibres)	0	pa	119.760	103.905	202
17.72	Manufacture of knitted and crocheted pullovers, cardigans and similar articles					
17.72.10.32.00	Women's or girls' jerseys, pullovers, sweatshirts, waistcoats and cardigans, of wool or fine animal hair (excluding jerseys and pullovers containing ≥50% of wool and weighing ≥600g)	1	p/st	13.330	11.628	54

Type of production: 0 – Production on own account, 1 – Contract processing

Production value sold: * - The data is less than measuring unit

INDUSTRIAL PRODUCTION IN 2009 – THE FIRST RELEASE OF PRODCOM RESULTS

Code	Product and activity	Type of production	Measuring unit	Total production	Production sold	Production value sold (in .000 KM)
17.72.10.33.00	Jerseys and pullovers, containing \geq 50% by weight of wool and weighing \geq 600 g per article	0	p/st	231.625	231.625	3.522
17.72.10.53.00	Lightweight fine knit roll, polo or turtle neck jumpers and pullovers, of cotton	1	p/st	64.456	62.139	155
17.72.10.55.00	Lightweight fine knit roll, polo or turtle neck jumpers and pullovers, of man-made fibres	1	p/st	2.397	840	2
18	Manufacture of wearing apparel; dressing and dyeing of fur					
18.1	Manufacture of leather clothes					
18.10	Manufacture of leather clothes					
18.10.10.00.03	Blazers and jackets, of leather	0+1	p/st	4.298	4.237	663
		0	p/st	2.365	2.304	603
		1	p/st	1.933	1.933	60
18.10.10.00.04	Trousers and skirts of leather	0	p/st	18	14	0
18.10.10.00.05	Other articles of apparel of leather	1	p/st	1.395	1.395	59
18.2	Manufacture of other wearing apparel and accessories					
18.21	Manufacture of work wear					
18.21.11.20.01	Men's or boys' ensembles, of cotton, for industrial and occupational wear	0+1	p/st	576.847	577.193	5.911
		0	p/st	35.251	35.597	2.595
		1	p/st	541.596	541.596	3.316
18.21.11.20.02	Men's or boys' ensembles, of synthetic or man-made fibres, for industrial and occupational wear	0+1	p/st	36.841	36.476	511
		0	p/st	7.226	6.861	365
		1	p/st	29.615	29.615	146
18.21.11.30.01	Men's or boys' jackets and blazers, made of cotton, for industrial and occupational wear	0+1	p/st	180.868	180.882	2.910
		0	p/st	13.403	13.417	1.408
		1	p/st	167.465	167.465	1.501
18.21.11.30.02	Men's or boys' jackets and blazers, of synthetic or man-made fibres, for industrial and occupational wear	0+1	p/st	17.787	17.410	594
		0	p/st	4.189	3.812	167
		1	p/st	13.598	13.598	427
18.21.12.40.01	Men's or boys' trousers and breeches, made of cotton, for industrial or occupational wear	0+1	p/st	244.460	244.406	1.951
		0	p/st	7.419	7.284	217
		1	p/st	237.041	237.122	1.734

Type of production: 0 – Production on own account, 1 – Contract processing

Production value sold: * - The data is less than measuring unit

INDUSTRIAL PRODUCTION IN 2009 – THE FIRST RELEASE OF PRODCOM RESULTS

Code	Product and activity	Type of production	Measuring unit	Total production	Production sold	Production value sold (in .000 KM)
18.21.12.40.02	Men's or boys' trousers and breeches, of man-made or synthetic fibres, for industrial or occupational wear	0+1	p/st	36.644	36.694	913
		0	p/st	3.064	3.114	125
		1	p/st	33.580	33.580	788
18.21.12.50.01	Men's or boys' bib and brace overalls, of cotton, for industrial or occupational wear	0	p/st	608	713	17
		0+1	p/st	26.138	26.038	137
		0	p/st	333	233	6
18.21.12.50.02	Men's and boys' bib and brace overalls, made of synthetic or man-made fibres, for industrial or occupational wear	1	p/st	25.805	25.805	130
		0+1	p/st	19.309	19.273	562
		0	p/st	9.353	9.317	502
18.21.21.20.01	Women's or girls' ensembles, of cotton, for industrial or occupational wear	1	p/st	9.956	9.956	60
		0+1	p/st	13.182	13.141	81
		0	p/st	500	459	21
18.21.21.20.02	Women's or girls' ensembles, made of synthetic or man-made fibres, for industrial or occupational wear	1	p/st	12.682	12.682	60
		0+1	p/st	11.302	11.315	234
		0	p/st	845	838	121
18.21.21.30.01	Women's or girls' jackets and blazers, of cotton, for industrial or occupational wear	1	p/st	10.457	10.477	112
		0+1	p/st	10.717	10.499	180
		0	p/st	4.267	4.049	93
18.21.21.30.02	Women's or girls' jackets and blazers, of synthetic or man-made fibres, for industrial or occupational wear	1	p/st	6.450	6.450	87
		0+1	p/st	7.866	7.882	74
		0	p/st	280	220	6
18.21.22.40.01	Women's or girls' trousers and breeches, of cotton, for industrial or occupational wear	1	p/st	7.586	7.662	68
		0+1	p/st	19.372	19.360	78
		0	p/st	189	177	6
18.21.22.40.02	Women's or girls' trousers and breeches, made of synthetic or man-made fibres, for industrial or occupational wear	1	p/st	19.183	19.183	72
		0+1	p/st	279.946	279.348	2.357
		0	p/st	33.218	32.820	687
18.21.30.13.01	Men's or boys' other garments, made of cotton, for industrial and occupational wear	1	p/st	246.728	246.528	1.670

Type of production: 0 – Production on own account, 1 – Contract processing

Production value sold: * - The data is less than measuring unit

INDUSTRIAL PRODUCTION IN 2009 – THE FIRST RELEASE OF PRODCOM RESULTS

Code	Product and activity	Type of production	Measuring unit	Total production	Production sold	Production value sold (in .000 KM)
18.21.30.13.02	Men's or boys' other garments, made of synthetic or man-made fibres, for industrial and occupational wear	0+1	p/st	59.614	59.496	398
		0	p/st	6.545	6.427	151
		1	p/st	53.069	53.069	247
18.21.30.23.01	Women's or girls' other garment, made of cotton, for industrial or occupational wear	0+1	p/st	224.525	224.480	971
		0	p/st	32.801	32.756	354
		1	p/st	191.724	191.724	617
18.21.30.23.02	Women's or girls' other garments, of synthetic or man-made fibres, for industrial or occupational wear	0+1	p/st	30.938	30.767	88
		0	p/st	1.080	909	4
		1	p/st	29.858	29.858	84
18.22	Manufacture of other outerwear					
18.22.11.10.00	Men's or boys' overcoats, car-coats, capes, cloaks and similar articles, of knitted or crocheted textiles (excluding jackets and blazers, anoraks, wind-cheaters and wind-jackets)	1	p/st	29.461	29.461	932
18.22.12.30.00	Men's or boys' jackets and blazers, of knitted or crocheted textiles	1	p/st	14.839	14.839	61
18.22.12.60.00	Men's or boys' suits and ensembles, of knitted or crocheted textiles	0+1	p/st	3.387	3.387	146
		0	p/st	3.366	3.366	145
		1	p/st	21	21	1
18.22.14.30.00	Women's or girls' jackets and blazers, of knitted or crocheted textiles	0	p/st	28.225	28.568	554
18.22.14.70.00	Women's or girls' dresses, of knitted or crocheted textiles	1	p/st	121	121	2
18.22.14.90.00	Women's or girls' trousers, breeches, shorts, bib and brace overalls, of knitted or crocheted textiles	0+1	p/st	779.318	776.978	7.055
		0	p/st	4.456	2.116	41
		1	p/st	774.862	774.862	7.014
18.22.21.20.01	Men's or boys' overcoats, car-coats, capes, etc. of wool or fine animal hair	0	p/st	41	682	100
18.22.21.20.02	Men's or boys' overcoats, car-coats, capes, etc., made of other materials	0+1	p/st	77.460	76.453	1.554
		0	p/st	6.531	5.524	167
		1	p/st	70.929	70.929	1.387
18.22.21.30.00	Men's or boys' anoraks, ski-jackets, wind-jackets and similar articles	0+1	p/st	45.302	45.302	805
		0	p/st	266	266	24
		1	p/st	45.036	45.036	780

Type of production: 0 – Production on own account, 1 – Contract processing

Production value sold: * - The data is less than measuring unit

INDUSTRIAL PRODUCTION IN 2009 – THE FIRST RELEASE OF PRODCOM RESULTS

Code	Product and activity	Type of production	Measuring unit	Total production	Production sold	Production value sold (in .000 KM)
18.22.22.10.01	Men's or boys' suits, of wool or fine animal hair (excluding knitted or crocheted)	0+1	p/st	7.678	10.078	2.815
		0	p/st	7.368	9.768	2.805
		1	p/st	310	310	10
18.22.22.10.02	Men's or boys' suits, made of other textile (excluding wool or fine animal hair, knitted or crocheted)	0+1	p/st	46.999	47.065	1.297
		0	p/st	0	66	8
		1	p/st	46.999	46.999	1.289
18.22.23.00.01	Men's or boys' jackets and blazers, of wool or fine animal hair (excluding knitted or crocheted and for industrial or occupational wear)	0+1	p/st	3.636	4.407	66
		0	p/st	0	771	52
		1	p/st	3.636	3.636	14
18.22.23.00.02	Men's or boys' jackets and blazers made of other textile (excluding wool or fine animal hair, knitted or crocheted and for industrial or occupational wear)	0+1	p/st	370.439	367.284	8.991
		0	p/st	8.368	5.213	193
		1	p/st	362.071	362.071	8.799
18.22.24.42.00	Men's or boys' trousers and breeches, of denim (excluding for industrial or occupational wear)	0	p/st	3.139	3.099	186
18.22.24.44.00	Men's or boys' trousers, breeches and shorts, of wool or fine animal hair (excluding knitted or crocheted, for industrial or occupational wear)	0+1	p/st	4.561	3.267	73
		0	p/st	3.664	2.370	71
		1	p/st	897	897	2
18.22.24.45.00	Men's or boys' trousers and breeches, of man-made fibres (excluding knitted or crocheted, for industrial or occupational wear)	0+1	p/st	52.159	52.211	396
		0	p/st	321	248	6
		1	p/st	51.838	51.963	390
18.22.24.48.00	Men's or boys' trousers and breeches, of cotton (excluding denim, knitted or crocheted)	0+1	p/st	36.323	36.348	226
		0	p/st	1.490	1.515	38
		1	p/st	34.833	34.833	187
18.22.24.49.00	Men's or boys' trousers, breeches, shorts and bib and brace overalls (excluding of wool, cotton and man-made fibres, knitted or crocheted)	0+1	p/st	141.285	135.875	1.361
		0	p/st	20.687	14.277	414
		1	p/st	120.598	121.598	947

Type of production: 0 – Production on own account, 1 – Contract processing

Production value sold: * - The data is less than measuring unit

INDUSTRIAL PRODUCTION IN 2009 – THE FIRST RELEASE OF PRODCOM RESULTS

Code	Product and activity	Type of production	Measuring unit	Total production	Production sold	Production value sold (in .000 KM)
18.22.24.60.00	Men's or boys' shorts, of cotton or man-made fibres (excluding knitted or crocheted)	0	p/st	0	26	*
18.22.31.10.00	Woman's or girls' raincoats	1	p/st	27.097	27.097	507
18.22.31.20.01	Women s or girl s overcoats, car-coats and similar articles, made of wool or fine animal hair	0	p/st	295	3.422	650
18.22.31.20.02	Woman's or girls' overcoats, capes etc. made of other textile	0+1	p/st	80.307	78.634	3.582
		0	p/st	24.093	22.420	2.199
		1	p/st	56.214	56.214	1.383
18.22.32.10.01	Women's or girls' suits (combination of jacket and trousers) of wool or fine animal hair (excluding knitted or crocheted)	0	p/st	20.198	27.655	3.683
18.22.32.10.02	Women's or girls' suits (combination of jacket and trousers) made of other textile (excluding wool or fine animal hair and knitted or crocheted)	0+1	p/st	16.726	14.223	523
		0	p/st	15.297	12.794	499
		1	p/st	1.429	1.429	24
18.22.32.20.02	Women's or girls' ensembles, made of other textile (excluding wool or fine animal hair, knitted or crocheted and for industrial or occupational wear)	0+1	p/st	11.266	10.247	352
		0	p/st	10.108	9.089	316
		1	p/st	1.158	1.158	36
18.22.33.30.01	Women's or girls' jackets and blazers of wool or fine animal hair (excluding knitted or crocheted and for industrial or occupational wear)	0+1	p/st	16.789	18.198	399
		0	p/st	1.394	2.803	210
		1	p/st	15.395	15.395	189
18.22.33.30.02	Women's or girls' jackets and blazers made of other textile (excluding wool or fine animal hair, knitted or crocheted and for industrial or occupational wear)	0+1	p/st	212.030	215.105	6.489
		0	p/st	17.346	20.421	1.767
		1	p/st	194.684	194.684	4.722
18.22.34.70.03	Women's or girls' dresses, of cotton (excluding knitted or crocheted)	0+1	p/st	28.106	27.316	213
		0	p/st	2.831	2.664	93
		1	p/st	25.275	24.652	120
18.22.34.70.04	Women's or girls' dresses, made of other textile (excluding cotton, wool or fine animal hair, silk and knitted or crocheted)	0+1	p/st	24.650	24.274	356
		0	p/st	11.916	11.681	237
		1	p/st	12.734	12.593	119

Type of production: 0 – Production on own account, 1 – Contract processing

Production value sold: * - The data is less than meassuring unit

INDUSTRIAL PRODUCTION IN 2009 – THE FIRST RELEASE OF PRODCOM RESULTS

Code	Product and activity	Type of production	Measuring unit	Total production	Production sold	Production value sold (in .000 KM)
18.22.34.80.01	Women's or girls' skirts and divided skirts (excluding knitted or crocheted)	0+1	p/st	86.360	92.356	1.569
		0	p/st	17.005	23.339	847
		1	p/st	69.355	69.017	722
18.22.34.80.02	Women's or girls' skirts and divided skirts (excluding knitted or crocheted)	1	p/st	14.825	14.825	56
		0+1	p/st	2.224	1.982	27
			0	p/st	1.621	1.621
18.22.34.80.03	Women's or girls' skirts and divided skirts of wool or fine animal hair (excluding knitted or crocheted)	1	p/st	603	361	1
		0+1	p/st	96.529	97.293	1.199
			0	p/st	13.288	14.052
18.22.34.80.04	Women's or girls' skirts and divided skirts, made of other textile (excluding cotton, wool or fine animal hair, synthetic or man-made fibres and knitted or crocheted)	1	p/st	83.241	83.241	787
		0	p/st	9.512	8.815	435
			0+1	p/st	8.098	8.604
18.22.35.42.00	Women's or girls' trousers and breeches, of denim (excluding for industrial or occupational wear)	0	p/st	2.176	2.682	73
		0+1	p/st	5.922	5.922	59
			0	p/st	41.728	41.195
18.22.35.44.00	Women's or girls' trousers and breeches, of wool or fine animal hair (excluding for industrial or occupational wear)	1	p/st	31.402	30.861	155
		0+1	p/st	86.711	81.650	408
			0	p/st	4.626	4.405
18.22.35.46.00	Women's or girls' skirts and divided skirts, of synthetic or man-made fibres (excluding knitted or crocheted and for industrial or occupational wear)	1	p/st	82.085	77.245	276
		0+1	p/st	8.160	8.160	35
			0	p/st	1.006	1.866
18.22.35.48.00	Women's or girls' trousers and breeches, of cotton (excluding denim, for industrial or occupational wear)	0	p/st	8.160	8.160	35
		0+1	p/st	1.006	1.866	8
			1	p/st	1.006	1.866
18.22.35.61.00	Women's or girls' shorts, of cotton (excluding knitted and crocheted)	1	p/st	1.006	1.866	8
		0	p/st	8.160	8.160	35
			1	p/st	1.006	1.866
18.22.35.63.00	Women's or girls' bib and brace overalls, of textiles (excluding cotton, knitted or crocheted, for industrial or occupational wear) and women's or girls' shorts, of wool or fine animal hair (excluding knitted or crocheted)	1	p/st	1.006	1.866	8
		0	p/st	8.160	8.160	35
			1	p/st	1.006	1.866

Type of production: 0 – Production on own account, 1 – Contract processing

Production value sold: * - The data is less than measuring unit

INDUSTRIAL PRODUCTION IN 2009 – THE FIRST RELEASE OF PRODCOM RESULTS

Code	Product and activity	Type of production	Measuring unit	Total production	Production sold	Production value sold (in .000 KM)
18.22.35.69.00	Women's or girls' trousers, breeches, bib and brace overalls, of textiles (excluding cotton, wool or fine animal hair, man-made fibres, knitted or crocheted)	0+1	p/st	12.111	11.887	185
		0	p/st	7.931	7.707	169
		1	p/st	4.180	4.180	16
18.23	Manufacture of underwear					
18.23.11.10.00	Men's or boys' shirts and under-shirts, of knitted or crocheted textiles	0	p/st	19.084	19.084	73
18.23.12.20.00	Men's or boys' underpants and briefs, of knitted or crocheted textiles (including boxer shorts)	1	p/st	57.375	57.403	24
18.23.12.30.00	Men's or boys' nightshirts and pyjamas, of knitted or crocheted textiles	0	p/st	196	332	5
18.23.13.10.00	Women's or girls' blouses, shirts and shirt-blouses, of knitted or crocheted textiles	0+1	p/st	3.988	3.999	31
		0	p/st	618	629	12
		1	p/st	3.370	3.370	19
18.23.14.20.00	Women's or girls' briefs and panties, of knitted or crocheted textiles (including boxer shorts)	0+1	p/st	1.516.056	465.968	894
		0	p/st	29.997	34.587	166
		1	p/st	1.486.059	431.381	727
18.23.21.00.01	Men's or boys' shirts, of cotton (excluding knitted or crocheted)	0+1	p/st	312.639	310.998	2.237
		0	p/st	19.366	17.725	285
		1	p/st	293.273	293.273	1.952
18.23.21.00.02	Men's or boys' shirts, made of other textile (excluding cotton, knitted or crocheted)	0+1	p/st	42.916	43.149	268
		0	p/st	3.162	3.395	129
		1	p/st	39.754	39.754	139
18.23.22.20.01	Men's or boys' underpants and briefs, of cotton (including boxer shorts) (excluding knitted or crocheted)	0+1	p/st	3.075.027	2.947.666	2.850
		0	p/st	1.260.782	1.133.421	1.500
		1	p/st	1.814.245	1.814.245	1.349
18.23.22.20.02	Men's or boys' underpants or slip-pants, made of other textile (including boxer shorts) (excluding cotton, knitted or crocheted)	0+1	p/st	155.423	155.773	200
		0	p/st	36.489	36.489	98
		1	p/st	118.934	119.284	102

Type of production: 0 – Production on own account, 1 – Contract processing

Production value sold: * - The data is less than measuring unit

INDUSTRIAL PRODUCTION IN 2009 – THE FIRST RELEASE OF PRODCOM RESULTS

Code	Product and activity	Type of production	Measuring unit	Total production	Production sold	Production value sold (in .000 KM)
18.23.22.30.01	Men's or boys' nightshirts and pyjamas, of cotton (excluding knitted or crocheted)	0+1	p/st	64.795	47.333	238
		0	p/st	48.989	31.527	195
		1	p/st	15.806	15.806	43
18.23.22.40.01	Men's or boys' singlets, vests, bathrobes, dressing gowns and similar articles, of cotton (excluding knitted or crocheted)	0+1	p/st	1.966.037	1.944.476	2.638
		0	p/st	1.460.542	1.438.981	1.982
		1	p/st	505.495	505.495	656
18.23.22.40.02	Man s or boy s singlets, vests, bathrobes, dressing gowns and similar articles, made of other textile (excluding knitted or crocheted)	1	p/st	58.338	60.744	150
18.23.23.00.01	Women's or girls' blouses, shirts and shirt-blouses, of silk and silk patches (excluding knitted or crocheted)	0	p/st	3.268	2.351	46
18.23.23.00.02	Women's or girls' blouses, shirts and shirt-blouses, of cotton (excluding knitted or crocheted)	0+1	p/st	67.369	76.895	546
		0	p/st	34.863	37.315	371
		1	p/st	32.506	39.580	175
18.23.23.00.03	Women's or girls' blouses, shirts and shirt-blouses, made of other textile (excluding cotton, silk or silk patches and knitted or crocheted)	0+1	p/st	83.721	83.984	1.052
		0	p/st	23.801	24.064	546
		1	p/st	59.920	59.920	506
18.23.24.30.01	Women's or girls' nightdresses and pyjamas, of cotton (excluding knitted or crocheted)	0+1	p/st	232.934	219.390	481
		0	p/st	76.334	63.086	245
		1	p/st	156.600	156.304	236
18.23.24.50.00	Women's or girls' slips and petticoats (excluding knitted or crocheted)	0+1	p/st	192.887	196.898	195
		0	p/st	3.985	7.996	19
		1	p/st	188.902	188.902	176
18.23.24.60.00	Women's or girls' singlets and other vests, briefs, panties, négligés, bathrobes, dressing gowns, housecoats and similar articles of cotton (excl. knitted or crocheted)	0+1	p/st	10.639.708	10.485.891	10.914
		0	p/st	5.320.199	5.166.382	6.595
		1	p/st	5.319.509	5.319.509	4.318

Type of production: 0 – Production on own account, 1 – Contract processing

Production value sold: * - The data is less than measuring unit

INDUSTRIAL PRODUCTION IN 2009 – THE FIRST RELEASE OF PRODCOM RESULTS

Code	Product and activity	Type of production	Measuring unit	Total production	Production sold	Production value sold (in .000 KM)
18.23.24.80.00	Women's or girls' negligees, bathrobes, dressing gowns, singlets, vests, briefs and panties (including boxer shorts), of fibres other than cotton (excluding knitted or crocheted)	0+1	p/st	1.459.824	1.464.499	960
		0	p/st	85.293	89.968	212
		1	p/st	1.374.531	1.374.531	748
18.23.24.89.00	Women's or girls' singlets, vests, briefs, panties, negligees, bathrobes, dressing gowns and similar articles, of textiles (excluding cotton, man-made fibres, knitted or crocheted)	1	p/st	53.049	53.049	23
18.23.25.30.00	Brassieres	0+1	p/st	442.620	449.182	1.431
		0	p/st	38.530	45.092	459
		1	p/st	404.090	404.090	973
18.23.30.00.00	T-shirts, singlets and vests, knitted or crocheted	0	p/st	73.149	61.429	261
18.24	Manufacture of other wearing apparel and accessories n.e.c.					
18.24.11.00.00	Babies' garments and clothing accessories, knitted or crocheted including vests, rompers, underpants, stretch-suits, napkins, gloves or mittens or mitts, outerwear (for children of h.≤86cm)	0+1	p/st	7.091	7.091	26
		0	p/st	3.607	3.607	3
		1	p/st	3.484	3.484	23
18.24.12.50.00	Women's or girls' swimwear, of knitted or crocheted textiles	1	p/st	211.742	211.742	252
18.24.13.00.00	Gloves, mittens and mitts, of knitted or crocheted textiles	0	pa	15	15	*
18.24.14.50.00	Ties, bow ties and cravats, of knitted or crocheted textiles	0	p/st	625	625	7
18.24.14.90.00	Clothing accessories and parts thereof, of knitted or crocheted textiles (excluding gloves, mittens, shawls, scarves and mufflers, mantillas and veils-ties, bow-ties and cravats)	0+1	p/st	14.972	13.658	102
		0	p/st	4.000	4.000	80
		1	p/st	10.972	9.658	22
18.24.21.00.00	Babies' clothing and accessories, of textiles, not knitted or crocheted (for children of h≤86cm) including vests, rompers, underpants, stretch-suits, napkins, gloves, mittens and outerwear	0+1	p/st	112.176	107.154	750
		0	p/st	46.401	46.696	560
		1	p/st	65.775	60.458	191

Type of production: 0 – Production on own account, 1 – Contract processing

Production value sold: * - The data is less than measuring unit

INDUSTRIAL PRODUCTION IN 2009 – THE FIRST RELEASE OF PRODCOM RESULTS

Code	Product and activity	Type of production	Measuring unit	Total production	Production sold	Production value sold (in .000 KM)
18.24.22.10.02	Other men's or boys' waistcoats, tracksuits and jogging suits, made of other textile (excluding ski-suits, wool or fine animal hair and knitted or crocheted)	0+1	p/st	632.221	633.893	3.288
		0	p/st	9.189	10.335	278
		1	p/st	623.032	623.558	3.010
18.24.22.20.02	Other women's or girls' waistcoats, tracksuits and jogging suits, made of other textile (excluding ski-suits, wool or fine animal hair and knitted or crocheted)	0+1	p/st	32.020	33.199	786
		0	p/st	906	1.886	87
		1	p/st	31.114	31.313	699
18.24.23.33.00	Shawls, scarves, mufflers, mantillas, veils and the like (excluding articles of silk or silk waste, knitted or crocheted)	0	p/st	42	42	*
18.24.23.58.00	Ties, bow ties and cravats, of silk or silk waste (excluding knitted or crocheted)	0	p/st	146	111	1
18.24.23.93.00	Clothing accessories of textiles (excluding shawls, scarves and mufflers, mantillas and veils, ties, bow-ties and cravats, gloves, mittens and mitts, knitted or crocheted)	0+1	p/st	5.352	5.200	28
		0	p/st	5.000	5.000	27
		1	p/st	352	200	1
18.24.31.73.00	Protective gloves, mittens and mitts for all trades, of leather or composition leather	0+1	pa	44.831	44.898	210
		0	pa	39.831	39.898	205
		1	pa	5.000	5.000	5
18.24.31.75.00	Gloves, mittens and mitts, of leather or composition leather (excluding for sport, protective for all trades)	0	pa	1.025	2.484	56
18.24.31.80.00	Belts and bandoliers, of leather or composition leather	1	p/st	402	277	2
18.24.42.70.00	Hats and other headgear, knitted or crocheted or made-up from lace, felt or other textile fabric in the piece (but not in strips); hair-nets of any material	0+1	p/st	8.292.614	8.291.568	717
		0	p/st	3.555.164	3.554.118	433
		1	p/st	4.737.450	4.737.450	284
18.24.43.35.00	Hats and other headgear (excluding of felt, plaited or made-up from fabrics in the piece or in strips, knitted or crocheted, of rubber, of plastics, of fur-skin, safety headgear)	0+1	p/st	24.378	24.163	105
		0	p/st	3.385	4.375	52
		1	p/st	20.993	19.788	53

Type of production: 0 – Production on own account, 1 – Contract processing

Production value sold: * - The data is less than measuring unit

INDUSTRIAL PRODUCTION IN 2009 – THE FIRST RELEASE OF PRODCOM RESULTS

Code	Product and activity	Type of production	Measuring unit	Total production	Production sold	Production value sold (in .000 KM)
18.3	Dressing and dyeing of fur; manufacture of articles of fur					
18.30	Dressing and dyeing of fur; manufacture of articles of fur					
18.30.11.30.00	Tanned or dressed whole fur skins, not assembled, of rabbit, hare or lamb	0	p/st	4.521	15.145	148
18.30.12.30.02	Other articles of apparel and clothing accessories, of genuine fur skins (excluding hats and headgear)	0	p/st	2.404	1.059	53
DC	MANUFACTURE OF LEATHER AND LEATHER PRODUCTS					
19	Tanning and dressing of leather; manufacture of luggage, handbags, saddlery, harness and footwear					
19.1	Tanning and dressing of leather					
19.10	Tanning and dressing of leather					
19.10.21.00.00	Leather, of bovine animals, without hair, whole	0	kg	48.271	47.321	1.116
19.10.23.00.00	Leather, of equine animals, without hair	1	kg	21.340	21.340	22
19.10.31.30.00	Sheep or lamb skin leather without wool on; tanned but not further prepared (excluding chamois leather)	0	kg	67.490	67.490	84
19.10.31.50.00	Sheep or lamb skin leather without wool on; parchment-dressed or prepared after tanning (excluding chamois, patent, patent laminated leather and metalized leather)	0	m ²	140.494	143.382	1.539
19.2	Manufacture of luggage, handbags and the like, saddlery and harness					
19.20	Manufacture of luggage, handbags and the like, saddlery and harness					
19.20.11.00.00	Saddlery and harness for any animal made from any material (including traces; leads; knee pads; muzzles; saddle cloths; saddle bags; dog coats and the like)	0	p/st	33.869	33.869	215
19.20.12.10.00	Trunks, suitcases, vanity-cases, briefcases, school satchels and similar containers of leather, composition leather, patent leather, plastics, textile materials, aluminium or other materials	0	p/st	420	318	50
19.20.12.20.00	Handbags of leather, composition leather, patent leather, plastic sheeting, textile materials or other materials (including those without a handle)	0+1	p/st	6.745	6.856	250
		0	p/st	343	454	53
		1	p/st	6.402	6.402	197
19.20.12.30.00	Articles normally carried in pocket or handbag	0	p/st	5.448	5.905	110
19.20.12.50.00	Cases and containers, n.e.c.	0	p/st	266.222	302.778	1.216
19.20.13.00.00	Watch straps, bands, bracelets and parts thereof (including of leather, composition leather or plastic; excluding of precious metal, metal or base metal clad/plated with precious metal)	0	p/st	32.844	31.116	390

Type of production: 0 – Production on own account, 1 – Contract processing

Production value sold: * - The data is less than measuring unit

INDUSTRIAL PRODUCTION IN 2009 – THE FIRST RELEASE OF PRODCOM RESULTS

Code	Product and activity	Type of production	Measuring unit	Total production	Production sold	Production value sold (in .000 KM)
19.3	Manufacture of footwear					
19.30	Manufacture of footwear					
19.30.11.00.00	Waterproof footwear, with uppers in rubber or plastics (excluding incorporating a protective metal toecap)	0+1	pa	2.212.621	2.212.621	2.526
		0	pa	19.292	19.292	68
		1	pa	2.193.329	2.193.329	2.458
19.30.12.31.00	Town footwear with rubber or plastic uppers	1	pa	1.441.919	1.441.919	8.541
19.30.13.51.00	Men's town footwear with leather uppers (including boots and shoes; excluding waterproof footwear, footwear with a protective metal toe-cap)	0+1	pa	441.346	444.862	6.512
		0	pa	61.895	59.969	2.607
		1	pa	379.451	384.893	3.906
19.30.13.52.00	Women's town footwear with leather uppers (including boots and shoes; excluding waterproof footwear, footwear with a protective metal toe-cap)	0+1	pa	2.907.444	2.919.846	39.132
		0	pa	107.377	105.693	5.704
		1	pa	2.800.067	2.814.153	33.428
19.30.13.53.00	Children's town footwear with leather uppers (including boots and shoes; excluding waterproof footwear, footwear with a protective metal toe-cap)	0+1	pa	629.375	629.756	4.627
		0	pa	543	924	26
		1	pa	628.832	628.832	4.601
19.30.13.61.00	Men's sandals with leather uppers (including thong type sandals, flip flops)	0+1	pa	198.216	198.425	502
		0	pa	195	404	13
		1	pa	198.021	198.021	489
19.30.13.62.00	Women's sandals with leather uppers (including thong type sandals, flip flops)	0+1	pa	537.156	537.099	3.013
		0	pa	2.229	2.172	71
		1	pa	534.927	534.927	2.942
19.30.13.63.00	Children's sandals with leather uppers (including thong type sandals, flip flops)	1	pa	13.500	13.500	81
19.30.13.70.00	Slippers and other indoor footwear with rubber; plastic or leather outer soles and leather uppers (including dancing and bedroom slippers, mules)	0+1	pa	815.084	815.137	3.430
		0	pa	90	143	7
		1	pa	814.994	814.994	3.423
19.30.13.80.00	Footwear with wood; cork or other outer soles and leather uppers (excluding outer soles of rubber; plastics or leather)	1	pa	223.120	223.120	1.785

Type of production: 0 – Production on own account, 1 – Contract processing

Production value sold: * - The data is less than measuring unit

INDUSTRIAL PRODUCTION IN 2009 – THE FIRST RELEASE OF PRODCOM RESULTS

Code	Product and activity	Type of production	Measuring unit	Total production	Production sold	Production value sold (in .000 KM)
19.30.14.44.00	Slippers and other indoor footwear (including dancing and bedroom slippers, mules)	0	pa	182.680	182.680	325
19.30.14.45.00	Footwear with rubber; plastic or leather outer soles and textile uppers (excluding slippers and other indoor footwear, sports footwear)	0+1	pa	1.054.183	1.054.183	2.469
		0	pa	15.210	15.210	145
		1	pa	1.038.973	1.038.973	2.324
19.30.22.40.00	Sports footwear with rubber or plastic outer soles and textile uppers (including tennis shoes; basketball shoes; gym shoes; training shoes and the like)	1	pa	492.000	492.000	6.996
19.30.23.50.00	Sports footwear with rubber; plastic or leather outer soles and leather uppers (excluding ski-boots; cross-country ski footwear and snowboard boots)	0+1	pa	6.235	6.235	102
		0	pa	1.794	1.794	39
		1	pa	4.441	4.441	62
19.30.31.50.00	Footwear with rubber; plastic or leather outer soles and leather uppers; and with a protective metal toe-cap	0	pa	5.594	5.589	213
19.30.32.57.00	Footwear with a wooden base and leather uppers (including clogs) (excluding with an inner sole or a protective metal toe-cap)	0	pa	23	60	1
19.30.40.65.00	Leather uppers and parts thereof of footwear (excluding stiffeners)	0+1	pa	3.625.890	3.625.890	20.443
		0	pa	2.000	2.000	15
		1	pa	3.623.890	3.623.890	20.428
19.30.40.69.00	Uppers and parts thereof of footwear (excluding stiffeners, of leather)	1	pa	2.280.074	2.280.074	10.349
19.30.40.70.00	Rubber or plastic outer soles and heels	1	p/st	1.121.560	1.121.560	673

DD MANUFACTURE OF WOOD AND WOOD PRODUCTS
20 Manufacture of wood and of products of wood and cork, except furniture; manufacture of articles of straw and plaiting materials
20.1 Sawmilling and planning of wood; impregnation of wood
20.10 Sawmilling and planning of wood; impregnation of wood

20.10.10.10.00	Railway or tramway sleepers (cross-ties) of wood; not impregnated	0+1	m ³	595	240	391
		0	m ³	574	219	388
		1	m ³	21	21	3
20.10.10.32.00	Coniferous wood sawn or chipped lengthwise; sliced or peeled; of a thickness > 6 mm and end-jointed or sanded	0	m ³	21.713	18.891	5.277
20.10.10.34.00	Coniferous wood; sawn or chipped lengthwise; sliced or peeled; of a thickness > 6mm; planed (excluding end-jointed or sanded)	0	m ³	35.987	32.829	11.460

Type of production: 0 – Production on own account, 1 – Contract processing

Production value sold: * - The data is less than measuring unit

INDUSTRIAL PRODUCTION IN 2009 – THE FIRST RELEASE OF PRODCOM RESULTS

Code	Product and activity	Type of production	Measuring unit	Total production	Production sold	Production value sold (in .000 KM)
20.10.10.35.00	Spruce wood (<i>Picea abies</i> Karst.), fir wood (<i>Abies alba</i> Mill.)	0+1	m ³	439.705	379.488	95.809
		0	m ³	430.553	370.336	95.489
		1	m ³	9.152	9.152	320
20.10.10.37.00	Pine wood: <i>Pinus sylvestris</i> L.	0	m ³	2.471	1.765	576
20.10.10.39.00	Softwood sawn/chipped lengthwise, sliced/peeled and thickness > 6 mm including pencil slats - wood length ≤ 125cm, thickness <12.5 mm excluding end-jointed - planed/sanded, spruce/pine	0	m ³	9.230	9.015	3.064
20.10.10.50.01	Oak wood; sawn or chipped lengthwise; sliced or peeled; of a thickness > 6mm (excluding oak blocks, strips and friezes), not worked, planed or sanded	0	m ³	31.562	24.274	19.114
20.10.10.50.02	Beech wood; sawn or chipped lengthwise; sliced or peeled; of a thickness > 6mm, not worked, planed or sanded	0	m ³	224.485	149.939	70.913
20.10.10.50.03	Ash wood; sawn or chipped lengthwise; sliced or peeled; of a thickness > 6mm, not worked, planed or sanded	0	m ³	113	180	109
20.10.10.50.04	Other hard non-coniferous wood; sawn or chipped lengthwise; sliced or peeled; of a thickness > 6mm, not worked, planed or sanded	0	m ³	11.824	4.122	1.153
20.10.10.50.05	Poplar wood; sawn or chipped lengthwise; sliced or peeled; of a thickness > 6mm, not worked, planed or sanded	0+1	m ³	209	61	6
		0	m ³	169	21	5
		1	m ³	40	40	*
20.10.10.50.06	Other soft non-coniferous wood; sawn or chipped lengthwise; sliced or peeled; of a thickness > 6mm, not worked, planed or sanded	0	m ³	2.624	2.566	1.983
20.10.10.77.00	Oak blocks; strips or friezes for parquet or wood block flooring; planed but not assembled (excluding continuously shaped)	0+1	m ²	139.096	135.132	1.874
		0	m ²	138.471	134.507	1.871
		1	m ²	625	625	3
20.10.21.10.00	Coniferous wood continuously shaped	0	kg	3.444.182	3.358.802	5.018
20.10.21.53.00	Non-coniferous wood continuously shaped (excluding blocks; strips and friezes for parquets or wood block flooring; not assembled)	0	kg	891.897	874.797	446
20.10.21.55.00	Non-coniferous wood blocks; strips and friezes for parquet or wood block flooring; continuously shaped (excluding assembled)	0	m ²	114.621	53.459	593
20.10.22.00.00	Wood wool; wood flour	0	kg	323	323	2
20.10.23.03.00	Coniferous wood in chips or particles	0	kg	9.289.071	9.143.749	376

Type of production: 0 – Production on own account, 1 – Contract processing

Production value sold: * - The data is less than measuring unit

INDUSTRIAL PRODUCTION IN 2009 – THE FIRST RELEASE OF PRODCOM RESULTS

Code	Product and activity	Type of production	Measuring unit	Total production	Production sold	Production value sold (in .000 KM)
20.10.23.05.00	Non-coniferous wood in chips or particles	0	kg	12.419.026	11.736.672	1.649
20.10.40.05.00	Sawdust	0	kg	12.777.191	5.386.709	193
20.10.40.09.00	Wood waste and scrap (including agglomerated in logs; briquettes; pellets or similar forms) (excluding sawdust)	0	kg	69.066.954	70.316.205	13.777
20.10.90.00.00	Treatment; impregnation and preservation of wood (including seasoning and drying)	0	m ³	158	158	13
20.2	Manufacture of veneer sheets; manufacture of plywood, laminboard, particle board, fibre board and other panels and boards					
20.20	Manufacture of veneer sheets; manufacture of plywood, laminboard, particle board, fibre board and other panels and boards					
20.20.11.05.00	Plywood consisting solely of sheets of wood with each ply ≤ 6 mm thick and with min. one outer ply of hardwood excluding of tropical wood	0	m ³	974	748	635
20.20.11.09.00	Plywood consisting solely of sheets of wood with each ply < or equal to 6mm thickness and with min. one outer ply of softwood	0	m ³	2.278	2.199	2.186
20.20.12.33.00	Pywood, veneered panels and similar laminated wood of min. one outer ply of hardwood, one of chipboard excluding plywood solely of sheets of wood with each ply ≤ 6 mm thickness	0	m ³	446	455	528
20.20.12.35.00	Other plywood, veneered panels, outer ply non-coniferous wood: block-, lamin-, battenboard	0	m ³	1.233	1.313	1.570
20.20.12.39.00	Other plywood, veneered panels, at least 1 outer ply of non-coniferous wood	0	m ³	909	846	1.309
20.20.12.55.00	Other plywood, veneered panels, block-, lamin-, battenboard	0	m ³	166	166	263
20.20.13.35.00	Particle board and similar board of wood surfaced with decorative laminates of plastics (excluding waferboard or oriented strand board)	1	m ³	1.096	1.096	79
20.20.13.39.00	Particle board and similar board of wood, others, including waferboard	0	m ³	876	876	1.149
20.20.21.13.00	Veneer sheets, sheets for plywood and other wood sawn lengthwise, sliced/peeled, thickness ≤6mm and end-jointed, planed/sanded/small boards for the manufacture of pencils	0	m ³	11.941	9.284	11.998
20.20.22.00.00	Densified wood; in blocks; plates; strips or profile shapes	0	m ³	7.102	7.119	11.314
20.3	Manufacture of builders' carpentry and joinery					
20.30	Manufacture of builders' carpentry and joinery					
20.30.11.10.01	Windows with wings unfixed and their frames made of wood	0	p/st	4.670	4.993	1.851
20.30.11.10.02	Windows with wings fixed and their frames made of wood	0	p/st	24.450	24.103	5.979

Type of production: 0 – Production on own account, 1 – Contract processing

Production value sold: * - The data is less than measuring unit

INDUSTRIAL PRODUCTION IN 2009 – THE FIRST RELEASE OF PRODCOM RESULTS

Code	Product and activity	Type of production	Measuring unit	Total production	Production sold	Production value sold (in .000 KM)
20.30.11.10.05	Other windows and their frames made of wood	0+1	p/st	28.586	29.803	10.006
		0	p/st	28.272	29.489	9.928
		1	p/st	314	314	78
20.30.11.50.01	Outside doors and their frames and thresholds, made of wood	0+1	p/st	8.197	8.138	3.536
		0	p/st	8.133	8.074	3.510
		1	p/st	64	64	26
20.30.11.50.02	Other outside balcony doors and their frames and thresholds, made of wood	0	p/st	4.908	4.852	2.656
20.30.11.50.03	Inside doors and their frames and thresholds, made of wood	0+1	p/st	29.161	29.259	5.190
		0	p/st	28.827	28.925	5.140
		1	p/st	334	334	50
20.30.11.50.05	Other doors and their frames and thresholds, n.e.c. made of wood	0	p/st	45.770	48.206	10.119
20.30.11.50.06	Door wings, made of wood	0	p/st	14.111	12.742	1.279
20.30.11.50.07	Blind frames, made of wood	0	p/st	178.224	178.224	3.253
20.30.12.15.00	Parquet panels of wood for mosaic floors	0	m ²	3.612	6.286	91
20.30.12.19.01	Parquet panels of oak wood, massive	0	m ²	283.974	266.845	7.635
20.30.12.19.02	Parquet panels of breech wood, massive	0	m ²	167.309	146.695	2.633
20.30.12.19.03	Other parquet panels, massive	0	m ²	7.218	3.756	99
20.30.12.19.04	Parquet panels of oak wood, lamella type, (without base elements)	0	m ²	24.496	23.112	257
20.30.12.19.05	Parquet panels of breech wood, lamella type, (without base elements)	0	m ²	820	656	3
20.30.12.19.06	Parquet panels of oak wood, lamella type, with base elements	0	m ²	11.173	9.731	129
20.30.12.19.08	Parquet panels of other wood, lamella type, with and without base elements	0	m ²	5	13	0
20.30.12.30.00	Shuttering of wood for concrete constructional work	0	kg	214.601	358.391	578
20.30.13.00.00	Builders' joinery and carpentry of wood excluding windows, french-windows and doors, their frames/thresholds, parquet panels, shuttering for concrete constructional work - shingles, shakes	0	kg	93.114	57.010	1.397
20.30.20.00.01	Prefabricated buildings, made of wood, for living	0	m ²	16.028	15.983	7.509
20.4	Manufacture of wooden containers					
20.40	Manufacture of wooden containers					
20.40.11.33.00	Flat pallets and pallet collars of wood	0	p/st	543.463	544.052	4.587
20.40.11.35.00	Box pallets and load boards of wood (excluding flat pallets)	0	p/st	4.652	3.934	49
20.40.12.13.01	Package ware made of non-coniferous wood	0	kg	704.226	750.847	416
20.40.12.13.02	Package ware made of coniferous wood	0	kg	211.478	167.915	821

Type of production: 0 – Production on own account, 1 – Contract processing

Production value sold: * - The data is less than measuring unit

INDUSTRIAL PRODUCTION IN 2009 – THE FIRST RELEASE OF PRODCOM RESULTS

Code	Product and activity	Type of production	Measuring unit	Total production	Production sold	Production value sold (in .000 KM)
20.40.12.50.00	Casks; barrels; vats; tubs; and coopers products and parts thereof of wood (including staves)	0	kg	676.530	676.530	322
20.5	Manufacture of other products of wood; manufacture of articles of cork, straw and plaiting materials					
20.51	Manufacture of other products of wood					
20.51.11.00.00	Tools; tool bodies and handles and broom or brush bodies and handles of wood; boat and shoe lasts and trees of wood	0	kg	223.000	232.000	170
20.51.12.00.00	Tableware and kitchenware of wood	0	kg	47.870	47.757	132
20.51.13.00.00	Wood marquetry and inlaid wood; caskets/cases for jewelry, cutlery and similar articles, statuettes and other ornaments, coat/hat racks, office letter trays, ash trays, pen-trays, ink stands	0	kg	552	552	10
20.51.14.10.00	Wooden frames for paintings; photographs; mirrors or similar objects	0	m	670.900	670.900	2.567
20.51.14.50.01	Wooden coffins	0	p/st	3.407	3.458	842
20.51.14.50.02	Other articles of wood n.e.c. (hanging hooks, hangers, ironing boards etc.)	0	p/st	178.628	173.081	1.300
DE	MANUFACTURE OF PULP, PAPER AND PAPER PRODUCTS; PUBLISHING AND PRINTING					
21	Manufacture of pulp, paper and paper products					
21.1	Manufacture of pulp, paper and paperboard					
21.11	Manufacture of pulp					
21.11.12.13.00	Unbleached coniferous chemical wood pulp; soda or sulphate (excluding dissolving grades)	0	kg 90 % sdt	40.798.000	0	0
21.12	Manufacture of paper and paperboard					
21.12.14.50.00	Graphic paper, paperboard : mechanical fibres ≤ 10%, weight > 150 g/m ²	0	kg	3.354.050	3.328.230	3.886
21.12.21.55.00	Creped paper and webs of cellulose fibres for household/ sanitary purposes, in rolls; width >36cm, rectangular sheets min. one side >36cm in unfolded state, weight ≤25g/m ² /ply	0	kg	0	55.710	31
21.12.21.90.00	Paper stock for household : others	0	kg	35.639.277	21.582.028	35.592
21.12.22.50.00	Uncoated; unbleached kraftliner in rolls or sheets (excluding for writing; printing or other graphic purposes, punch card stock and punch card tape paper)	0	kg	2.831.080	2.436.870	2.069
21.12.23.15.00	Uncoated; unbleached sack kraft paper (excluding for writing; printing or other graphic purposes, punch card stock and punch card tape paper)	0	kg	26.586.970	27.709.390	27.227

Type of production: 0 – Production on own account, 1 – Contract processing

Production value sold: * - The data is less than measuring unit

INDUSTRIAL PRODUCTION IN 2009 – THE FIRST RELEASE OF PRODCOM RESULTS

Code	Product and activity	Type of production	Measuring unit	Total production	Production sold	Production value sold (in .000 KM)
21.12.23.33.00	Uncoated kraft paper and paperboard weighing ≤ 150 g/m ² (excluding kraftliner, sack kraft paper, for writing; printing and other graphic purposes, etc.)	0	kg	2.493.630	2.334.920	1.867
21.12.23.35.00	Uncoated kraft paper/paperboard weighing between 150-225g/m ² (excluding kraftliner, sack kraft paper, for writing, printing or other graphic purposes, punch card stock and tape paper	0	kg	8.312.080	4.729.850	2.101
21.12.24.00.00	Uncoated fluting paper; in rolls or sheets	0	kg	11.966.470	5.833.940	2.885
21.12.25.20.00	Uncoated testliner (recycled liner board), weight ≤ 150 g/m ² , in rolls or sheets	0	kg	7.039.260	2.185.120	1.204
21.12.30.30.00	Uncoated filter paper and paperboard in rolls or sheets	0	kg	3.483	3.994	177
21.12.54.30.00	Other coated kraft paper, other than for writing, printing or graphic purposes	0	kg	9.141.910	10.276.910	10.093
21.12.56.59.00	Paper and paperboard in rolls or sheets; coated; impregnated or covered with plastics (excluding adhesives, bleached and weighing > 150 g/m ²)	0	kg	33.687	32.140	47
21.12.57.00.00	Other paper, paperboard, coated..., n.e.c.	0	kg	69.623	65.264	224
21.2	Manufacture of articles of paper and paperboard					
21.21	Manufacture of corrugated paper and paperboard and of containers of paper and paperboard					
21.21.11.00.00	Corrugated paper and paperboard in rolls or sheets	0	kg	14.956.660	11.459.660	9.649
21.21.12.30.00	Sacks and bags; with a base width ≥ 40 cm; of paper; paperboard; cellulose wadding or webs of cellulose fibres	0+1	kg	5.421.046	5.324.696	11.831
		0	kg	5.086.046	4.989.696	10.516
		1	kg	335.000	335.000	1.315
21.21.12.50.00	Sacks and bags of paper; paperboard; cellulose wadding or webs of cellulose fibres (excluding those with a base width ≥ 40 cm)	0	kg	2.036.901	1.980.406	4.256
21.21.13.00.00	Cartons; boxes and cases of corrugated paper or paperboard	0	kg	8.011.830	7.903.637	13.147
21.21.14.00.01	Folding boxes, cutup, and other packaging for liquids	0	kg	72.679	72.679	162
21.21.14.00.02	Folding boxes, cutup, and other packaging, made of solid paperboards (boxes etc.)	0	kg	1.070.550	1.070.677	1.792
21.21.14.00.03	Other folding cartons; boxes and cases of non-corrugated paper or paperboard	0	kg	95.168	91.292	404
21.21.15.30.02	Package products, record wrappers, soft package storages, made of paper and cardboard	0	kg	6.939	6.939	72
21.21.15.30.03	Other packaging products of paper, n.e.c.	0+1	kg	1.638.000	1.611.000	4.896
		0	kg	1.099.000	1.072.000	1.662
		1	kg	539.000	539.000	3.234

Type of production: 0 – Production on own account, 1 – Contract processing

Production value sold: * - The data is less than measuring unit

INDUSTRIAL PRODUCTION IN 2009 – THE FIRST RELEASE OF PRODCOM RESULTS

Code	Product and activity	Type of production	Measuring unit	Total production	Production sold	Production value sold (in .000 KM)
21.21.15.50.00	Box files; letter trays; storage boxes and similar articles of paper or paperboard of a kind used in offices; shops or the like	0+1	kg	521.578	467.150	1.425
		0	kg	482.248	427.820	1.194
		1	kg	39.330	39.330	231
21.22	Manufacture of household and sanitary goods and of toilet requisites					
21.22.11.10.00	Toilet paper	0	kg	16.127.825	16.168.219	49.054
21.22.11.33.00	Handkerchiefs and cleansing or facial tissues of paper pulp; paper; cellulose wadding or webs of cellulose fibres	0	kg	1.172.851	1.263.811	5.270
21.22.11.35.00	Hand towels of paper pulp; paper; cellulose wadding or webs of cellulose fibres	0	kg	4.771.758	4.786.530	16.879
21.22.11.50.00	Tablecloths and serviettes of paper pulp; paper; cellulose wadding or webs of cellulose fibres	0	kg	2.649.958	2.785.171	7.872
21.22.12.10.00	Sanitary towels; tampons and similar articles of paper pulp; paper; cellulose wadding or webs of cellulose fibres	0	kg	337.301	319.472	3.761
21.22.12.30.00	Napkins and napkin liners for babies and similar sanitary articles of paper pulp, paper, cellulose wadding or webs of excluding toilet paper, sanitary towels, tampons and similar articles	0	kg	2.730.062	2.645.635	20.012
21.22.12.90.00	Household, sanitary or hospital articles of paper, etc., n.e.c.	0	kg	2.340.828	2.295.004	11.717
21.23	Manufacture of paper stationery					
21.23.11.15.00	Self-copy paper (excluding in rolls > 36 cm wide or in rectangular or square sheets with one or both sides > 36 cm in an unfolded state)	0	kg	29.840	29.840	659
21.23.11.30.00	Self-adhesive paper in strips or rolls	1	kg	33.500	33.500	173
21.23.12.30.00	Envelopes of paper or paperboard	0	kg	625	625	*
21.23.13.50.00	Paper or paperboard for writing, printing or other graphic purposes	0	kg	434.817	434.129	1.152
21.25	Manufacture of other articles of paper and paperboard n.e.c.					
21.25.12.35.00	Self-adhesive printed labels of paper or paperboard	0	kg	593.769	591.777	3.509
21.25.12.39.00	Printed labels of paper or paperboard (excluding self-adhesive)	0	kg	148.512	148.512	623
21.25.14.55.00	Rolls; sheets and dials of paper or paperboard; printed for self-recording apparatus	0	kg	2.825	2.825	12
21.25.14.80.00	Other articles of paper and paperboard: others (excluding impregnated with diagnostic or laboratory reagents)	0	kg	36.971	37.341	287

Type of production: 0 – Production on own account, 1 – Contract processing

Production value sold: * - The data is less than measuring unit

INDUSTRIAL PRODUCTION IN 2009 – THE FIRST RELEASE OF PRODCOM RESULTS

Code	Product and activity	Type of production	Measuring unit	Total production	Production sold	Production value sold (in .000 KM)
22	Publishing, printing and reproduction of recorded media					
22.1	Publishing					
22.11	Publishing of books					
22.11.10.00.00	Books; brochures; leaflets and pamphlets in single sheets published by you; or printed and published by you	0	p/st	51.065.788	51.051.054	9.642
22.11.21.70.01	Other printed books; brochures; leaflets and similar printed material: school books	0	p/st	967.205	923.312	2.422
22.11.21.70.02	Other printed books, brochures, leaflets and similar printed matter: books for children	0	p/st	18.527	36.020	268
22.11.21.70.03	Other printed books, brochures, leaflets and similar printed matter: belles-lettres (fine literature)	0	p/st	85.031	76.671	605
22.11.21.70.04	Other printed books, brochures, leaflets and similar printed matter: social science	0	p/st	94.745	91.849	474
22.11.21.70.06	State, regional, local address books: telephone, telefax, telex books, in hard or soft binding	0	p/st	10.680.850	10.681.045	2.675
22.11.21.70.07	Information handbooks, in hard or soft binding	0	p/st	500	500	15
22.11.21.70.09	Printed books, brochures, leaflets and similar printed matter, albums and books for children in hard or soft binding	0	p/st	395.109	395.109	873
22.12	Publishing of newspapers					
22.12.11.00.00	Newspapers; journals and periodicals; appearing at least four times a week published by you; or printed and published by you (including advertising revenue)	0	p/st	27.135.630	21.652.714	19.354
22.13	Publishing of journals and periodicals					
22.13.11.00.01	Newspapers, appearing less than four times a week, printed (including advertising attachment)	0	p/st	4.339.183	4.336.383	2.406
22.13.11.00.02	Journals and other periodicals, appearing less than four times a week, printed (including advertising attachment)	0	p/st	6.928.437	5.577.532	8.765
22.13.12.00.00	Newspapers, journals and periodicals, appearing less than four times a week; electronic	0	p/st	731	688	12
22.14	Publishing of sound recordings					
22.14.11.50.00	Compact discs, with sound recordings	0	p/st	28.730	16.084	69
22.14.12.50.00	Magnetic tapes, with sound recordings, of a width > 4 mm but ≤ 6.5 mm	0	p/st	16.534	3.420	10
22.15	Other publishing					
22.15.11.50.00	Other printed or illustrated postcards	0	p/st	621	621	*
22.15.13.00.00	Pictures; designs and photographs published by you; or printed and published by you	0	p/st	2.090	2.090	29

Type of production: 0 – Production on own account, 1 – Contract processing

Production value sold: * - The data is less than measuring unit

INDUSTRIAL PRODUCTION IN 2009 – THE FIRST RELEASE OF PRODCOM RESULTS

Code	Product and activity	Type of production	Measuring unit	Total production	Production sold	Production value sold (in .000 KM)
22.15.15.30.00	Transfers (decalcomanias) (including vitrifiable)	0	p/st	1.094.580	1.094.580	20
22.15.15.50.00	Calendars of any kind, printed, including calendar blocks	0	p/st	166.559	166.559	148
22.2	Printing and service activities related to printing					
22.21	Printing of newspapers					
22.21.10.00.00	Printing of newspapers; journals and periodicals; appearing at least four times a week	0+1	kg	8.397.575	8.397.575	22.262
		0	kg	4.795.575	4.795.575	8.723
		1	kg	3.602.000	3.602.000	13.539
22.22	Printing n.e.c.					
22.22.11.00.00	New stamps; stamp-impressed paper; checque forms; banknotes, etc	0	kg	400.279	400.279	3.948
22.22.12.30.00	Commercial catalogues	0	kg	396.620	396.670	1.900
22.22.12.50.00	Other printed trade advertising material and the like (excluding commercial catalogues)	0	kg	116.454	116.454	1.151
22.22.13.00.00	Other printed matter, n.e.c.	0+1	kg	1.626.219	1.615.689	8.442
		0	kg	1.269.219	1.258.689	7.023
		1	kg	357.000	357.000	1.419
22.22.20.13.00	Registers, account books, order books and receipt books, of paper or paperboard	0	kg	422.315	424.365	2.580
22.22.20.15.00	Note books, letter pads, memorandum pads, of paper or paperboard	0+1	kg	509.691	510.459	2.156
		0	kg	481.121	481.889	2.016
		1	kg	28.570	28.570	140
22.22.20.17.00	Diaries, of paper or paperboard	0	kg	230	230	7
22.22.20.19.00	Engagement books, address books, telephone number books and copy books, of paper or paperboard (excluding diaries)	0	kg	3.800	3.800	10
22.22.20.30.00	Exercise books, of paper or paperboard	0	kg	129.593	130.518	380
22.22.20.50.00	Binders, folders and file covers, of paper or paperboard (excluding book covers)	0	kg	41.394	41.394	452
22.22.20.75.00	Continuous multi-part business forms, including interleaved carbon sets, carbonless paper and books	0	kg	604.811	606.906	1.503
22.22.20.79.00	Multi-part business forms, including single leaf forms, interleaved carbon sets, carbonless paper and books (excluding continuous forms)	0	kg	250.480	254.505	1.395
22.22.20.90.00	Blotting pads and book covers, of paper or paperboard	0	kg	652	605	11
22.22.31.00.00	Printing of books, brochures, children's picture or colouring books and music printed or in manuscript	0	kg	128.822	128.822	448

Type of production: 0 – Production on own account, 1 – Contract processing

Production value sold: * - The data is less than measuring unit

INDUSTRIAL PRODUCTION IN 2009 – THE FIRST RELEASE OF PRODCOM RESULTS

Code	Product and activity	Type of production	Measuring unit	Total production	Production sold	Production value sold (in .000 KM)
22.22.32.20.00	Printing of newspapers, journals and periodicals, appearing <4 times a week including newspaper supplements excluding inserts	0	kg	1.510.044	1.510.044	3.327
22.22.32.43.00	Printing of non-stamped illustrated postcards, cards bearing personal greetings, messages, announcements including birthday cards, christmas cards, etc.	0	kg	94	94	4
22.22.32.50.00	Printing of calendars of any kind including calendar blocks	0	kg	57.108	57.108	254
22.22.32.70.00	Printing of pictures, designs and photographs	0	kg	132	132	3
22.22.32.90.00	Printing directly onto materials other than paper; paper based products and textiles (including printing onto plastic; glass; metal; wood and ceramics)	0+1	ef.hrs	62.462	62.462	1.383
		0	ef.hrs	28.012	28.012	388
		1	ef.hrs	34.450	34.450	995
22.23	Bookbinding					
22.23.10.10.00	Bookbinding and finishing of books and similar articles (folding, assembling, stitching, glue, cutting, cover laying)	0	ef.hrs	10.517	10.517	164
22.23.10.30.00	Binding and finishing of brochures, magazines, catalogues, samples and advertising literature including folding, assembling, stitching, gluing, cutting cover laying	0	ef.hrs	9.243	9.243	206
22.24	Pre-press activities					
22.24.20.00.00	Printing components	0+1	ef.hrs	2.685	2.685	32
		0	ef.hrs	1.585	1.585	14
		1	ef.hrs	1.100	1.100	18
22.25	Ancillary activities related to printing					
22.25.10.00.00	Other graphic services	0	ef.hrs	14.969	14.969	328

Type of production: 0 – Production on own account, 1 – Contract processing

Production value sold: * - The data is less than measuring unit

INDUSTRIAL PRODUCTION IN 2009 – THE FIRST RELEASE OF PRODCOM RESULTS

Code	Product and activity	Type of production	Measuring unit	Total production	Production sold	Production value sold (in .000 KM)
DF	MANUFACTURE OF COKE, REFINED PETROLEUM PRODUCTS AND NUCLEAR FUEL					
23	Manufacture of coke, refined petroleum products and nuclear fuel					
23.1	Manufacture of coke oven products					
23.10	Manufacture of coke oven products					
23.10.10.30.00	Coke-oven coke (obtained from the carbonization of coking coal, at high temperature), gas-works coke (by-product of gas-works plants)	0	t	609.378	413.215	119.356
23.10.20.00.00	Tar (mixture of aromatic and aliphatic components, usually resulting from distillation process of coal, lignite or peat)	0	t	15.492	12.938	2.704
23.2	Manufacture of refined petroleum products					
23.20	Manufacture of refined petroleum products					
23.20.11.50.02	Motor gasoline, unleaded with ≥ 95 octane	1	t	81.179	81.179	4.010
23.20.11.70.01	Motor gasoline, leaded, of 98 octane (MB 98)	1	t	15.344	15.344	758
23.20.13.30.00	Refinery feedstock (primary and other extracted gasoline), light, semi-finished distillation products, for use in refinery	1	t	46.614	46.614	2.303
23.20.15.50.00	Gaseous fuel (diesel for engine road vehicles, petroleum distillate, in the range of 180°C to 380°C, used in road/rail transport)	1	t	287.855	287.855	14.220
23.20.15.70.00	Heating gas-oil (petroleum distillate, in the range of 180°C to 380°C, used for heating/steam generation)	1	t	50.293	50.293	2.457
23.20.16.30.00	Refinery raw material (petroleum oil, semi-processed distillates for refinery usage)	1	t	53.525	52.272	2.582
23.20.17.70.00	Light fraction fuel oil, standard, containing ≥ 1 % S	1	t	284.108	199.697	9.865
23.20.18.30.00	Refinery raw material (lubricants for refinery usage)	1	t	50.348	48.762	2.409
23.20.18.50.01	Motor lubricating oils	0+1	t	5.099	5.326	22.434
		0	t	4.995	5.222	22.017
		1	t	104	104	417
23.20.18.50.02	Other lubricating oils and greases	0+1	t	28.296	28.266	17.341
		0	t	4.323	4.293	12.327
		1	t	23.973	23.973	5.014
23.20.21.20.00	Liquefied refinery gases (light hydro carbonates - mixtures, liquefied under high pressure)	0+1	t	24.932	7.939	2.940
		0	t	2.688	2.683	2.681
		1	t	22.244	5.256	260
23.20.31.00.04	Lubricating greases	0	t	408	412	1.781

Type of production: 0 – Production on own account, 1 – Contract processing

Production value sold: * - The data is less than measuring unit

INDUSTRIAL PRODUCTION IN 2009 – THE FIRST RELEASE OF PRODCOM RESULTS

Code	Product and activity	Type of production	Measuring unit	Total production	Production sold	Production value sold (in .000 KM)
23.20.32.50.00	Petroleum bitumen (black or dark brown solid and semi-solid thermo-plastic material with waterproofing and self adhesive properties.)	1	t	104.003	104.003	5.138
DG MANUFACTURE OF CHEMICALS, CHEMICAL PRODUCTS AND MAN-MADE FIBRES						
24 Manufacture of chemicals and chemical products						
24.1 Manufacture of basic chemicals						
24.11 Manufacture of industrial gases						
24.11.11.20.00	Argon	0	m ³	281.100	271.235	1.110
24.11.11.30.00	Rare gases (excluding argon)	0	m ³	28.002	27.926	320
24.11.11.60.00	Nitrogen	0	m ³	149.556	149.759	258
24.11.11.70.00	Oxygen	0	m ³	1.600.052	1.602.960	3.044
24.11.12.30.01	Carbon dioxide, gaseous or liquid	0	kg	9.977.805	9.861.942	4.026
24.11.12.30.02	Carbon dioxide, compressed	0	kg	3.586.933	3.586.752	1.184
24.11.13.00.00	Liquid air; compressed air	0	kg	83.529	84.027	114
24.12 Manufacture of dyes and pigments						
24.12.13.90.00	Other inorganic bases; other metal oxides, hydroxides and peroxides, n.e.c.	0	kg	1.657.600	1.657.600	83
24.12.21.10.00	Disperse dyes and preparations based thereon	0	kg	24.660	26.176	79
24.13 Manufacture of other inorganic basic chemicals						
24.13.14.13.01	Hydrogen chloride (hydrochloric acid), for technical purposes	0	kg HCl	0	6.380	5
24.13.14.33.00	Sulphuric acid	0	kg SO ₂	32	2.190	2
24.13.14.55.00	Phosphoric acid and polyphosphoric acids	0	kg P ₂ O ₅	11.567	3.450	6
24.13.31.53.00	Sulphate of aluminium	0	kg Al ₂ O ₃	724.008	740.008	281
24.13.31.57.00	Sulphates (excluding those of aluminium and barium)	0	kg	2.729.000	2.757.000	406
24.13.33.20.00	Sodium hydrogencarbonate (sodium bicarbonate)	0	kg	21.896.820	23.134.320	7.911
24.13.33.79.00	Carbonates (excluding ammonium; disodium; sodium hydrogen carbonate, potassium; calcium; barium; lead; lithium; strontium and bismuth)	0	kg	175.683.000	157.959.910	47.620
24.13.42.50.00	Distilled and conductivity water and water of similar purity	0	kg	195.183	86.633	41
24.13.42.90.00	Inorganic compounds; amalgams (excluding distilled and conductivity water and water of similar purity, liquid air and compressed air, those of precious metals)	0	kg	1.316	1.817	2
24.13.56.00.00	Sulphure (excluding crude; sublimed; precipitated and colloidal)	1	kg	250.194	250.194	12

Type of production: 0 – Production on own account, 1 – Contract processing

Production value sold: * - The data is less than measuring unit

INDUSTRIAL PRODUCTION IN 2009 – THE FIRST RELEASE OF PRODCOM RESULTS

Code	Product and activity	Type of production	Measuring unit	Total production	Production sold	Production value sold (in .000 KM)
24.14	Manufacture of other organic basic chemicals					
24.14.11.90.00	Unsaturated acyclic hydrocarbons (excluding ethylene, propane, butane, buta-1.3-diene and isoprene)	0	kg	135.932	135.932	1.291
24.14.12.80.00	Naphthalene and anthracene	0	kg	30.000	30.000	20
24.14.32.71.01	Acetic acid, edible	0	kg	585.000	764.013	3.430
24.14.33.87.00	Maleic anhydride	0	kg	7.052.000	7.471.000	10.828
24.14.72.00.01	Wood charcoal, agglomerated	0	kg	4.284.517	4.085.356	2.901
24.14.72.00.02	Wood charcoal for laboratory use	0	kg	9.372.109	8.975.496	6.663
24.14.73.65.00	Creosote oils	0	kg	0	25	*
24.15	Manufacture of fertilizers and nitrogen compounds					
24.15.30.90.00	Mineral or chemical fertilizers, nitrogenous, n.e.c.	0	kg N	44.310.000	29.230.000	3.351
24.16	Manufacture of plastics in primary forms					
24.16.10.35.00	Linear polyethylene having a specific gravity < 0.94; in primary forms	0	kg	12.203	12.203	22
24.16.20.35.00	Expansible polystyrene; in primary forms	0	kg	6.651.938	6.553.676	22.604
24.16.40.20.00	Polyethers; in primary forms (excluding polyacetals, polyether alcohols)	0	kg	1.332.449	1.471.361	4.839
24.16.40.62.00	Polyethylene terephthalate having a viscosity number of ≥ 78 ml/g	0	kg	547.895	540.376	1.533
24.16.56.70.00	Polyurethanes; in primary forms	0	kg	1.065.434	880.505	3.156
24.16.57.00.00	Silicones; in primary forms	0	kg	20.000	20.000	154
24.2	Manufacture of pesticides and other agro-chemical products					
24.20	Manufacture of pesticides and other agro-chemical products					
24.20.14.50.00	Disinfectants based on halogenated compounds put up in forms or packing for retail sale or as preparations	0	kg act.subst.	575	0	0
24.3	Manufacture of paints, varnishes and similar coatings, printing ink and mastics					
24.30	Manufacture of paints, varnishes and similar coatings, printing ink and mastics					
24.30.11.50.00	Paints and varnishes; based on acrylic or vinyl polymers dispersed or dissolved in an aqueous medium (including enamels and lacquers)	0	kg	819.499	819.067	1.652
24.30.11.70.03	Other paints, varnishes dispersed or dissolved in an aqueous medium - indoor use	0	kg	447.146	439.034	603
24.30.11.70.04	Other paints, varnishes dispersed or dissolved in an aqueous medium - outdoor use	0	kg	91.614	90.236	140
24.30.12.30.00	Paints and varnishes, based on acrylic or vinyl polymers dispersed/dissolved in non-aqueous medium, weight of the solvent >50% of the solution weight including enamels and lacquers	0	kg	12.560	13.232	66

Type of production: 0 – Production on own account, 1 – Contract processing

Production value sold: * - The data is less than measuring unit

INDUSTRIAL PRODUCTION IN 2009 – THE FIRST RELEASE OF PRODCOM RESULTS

Code	Product and activity	Type of production	Measuring unit	Total production	Production sold	Production value sold (in .000 KM)
24.30.12.50.00	Other paints and varnishes based on acrylic or vinyl polymers	0	kg	35.941	13.734	31
24.30.12.90.01	Coatings (paints and varnishes) based on alkyd amine polymers acrylamine	0	kg	652.164	649.238	3.445
24.30.12.90.02	Coatings (paints and varnishes) based on polyurethane polymers	0	kg	1.241	1.206	11
24.30.12.90.03	Smear agents (colors and polish) made of epoxide polymers	0	kg	74.378	78.141	708
24.30.12.90.04	Non-pigmented coatings (paints and varnishes) based on nitrocellulose polymers	0	kg	39.109	39.750	236
24.30.12.90.05	Pigmented coatings (paints and varnishes) based on nitrocellulose polymers	0	kg	100.962	101.177	125
24.30.12.90.06	Coatings (paints and varnishes) for use in shipbuilding	0	kg	4.609	4.609	8
24.30.12.90.07	Other coatings (paints and varnishes) based on synthetic polymers n.e.c.	0	kg	2.227.837	2.271.070	4.604
24.30.22.60.00	Non-refractory surfacing preparations for façades, indoor walls, floors, ceilings or the like	0	kg	1.893.184	1.857.525	632
24.30.22.73.00	Organic composite solvents and thinners used in conjunction with coatings and inks; based on butyl acetate	0	kg	105.700	103.237	301
24.30.22.79.00	Organic composite solvents and thinners used in conjunction with coatings and inks (excluding those based on butyl acetate)	0	kg	32.570	32.370	97
24.4	Manufacture of pharmaceuticals, medicinal chemicals and botanical products					
24.42	Manufacture of pharmaceutical preparations					
24.42.11.60.00	Medicaments of penicillin, streptomycin or deriv. thereof, in doses or p.r.s.	0	kg	52.261	48.566	7.216
24.42.11.80.02	Sulphonamides - finished medicaments in doses (lump) or ready for retail sale	0	kg	7.218	9.162	571
24.42.11.80.03	Medicaments containing other antibiotics, in doses (in bulk) or prepared for retail sale (p.r.s.)	0	kg	24.220	26.984	4.325
24.42.12.65.00	Medicaments containing corticosteroid hormones, their derivatives and structural analogues, put up in measured doses or for retail sale	0	kg	107	118	64
24.42.13.60.00	Medicaments containing vitamins; provitamins; derivatives and intermixtures thereof; for therapeutic or prophylactic uses; put up in measured doses or for retail sale	0	kg	17.363	20.900	3.344
24.42.13.80.02	Psycho pharmaceuticals ready for retail sale, n.e.c.	0	kg	16.822	16.433	3.575
24.42.13.80.03	Antiarrhythmic agents, prepared for retail trade, n.e.c.	0	kg	13.323	14.342	4.741
24.42.13.80.04	Antianginalitic agents, prepared for retail trade, n.e.c.	0	kg	10.080	5.347	1.699

Type of production: 0 – Production on own account, 1 – Contract processing

Production value sold: * - The data is less than measuring unit

INDUSTRIAL PRODUCTION IN 2009 – THE FIRST RELEASE OF PRODCOM RESULTS

Code	Product and activity	Type of production	Measuring unit	Total production	Production sold	Production value sold (in .000 KM)
24.42.13.80.05	Other medicaments for cardio-vascular diseases, ready for retail sale, n.e.c.	0	kg	79.430	76.746	32.985
24.42.13.80.06	Anti rheumatic products, p.r.s., n.e.c.	0	kg	11.172	11.026	1.655
24.42.13.80.07	Anaesthetics, ready for retail sale, n.e.c.	0	kg	3.464	3.026	561
24.42.13.80.08	Other medicaments of mixed or unmixed products, p.r.s., n.e.c.	0+1	kg	1.118.510	1.215.794	62.929
		0	kg	1.018.012	1.115.296	57.338
		1	kg	100.498	100.498	5.590
24.42.23.40.00	Opacifying preparations for X-ray examinations; diagnostic reagents designed to be administered to the patient	0	kg	9.263	9.263	92
24.42.24.10.00	Adhesive dressings or similar articles; impregnated or coated with pharmaceutical substances; or put up in forms for retail sale	0	kg	26.495	26.495	827
24.42.24.30.00	Wadding, gauze, etc with pharmaceutical substances, p.r.s., n.e.c.	0	kg	56.807	58.986	158
24.42.24.70.00	First-aid boxes and kits	0	kg	12.030	12.030	262
24.5	Manufacture of soap and detergents, cleaning and polishing preparations, perfumes and toilet preparations					
24.51	Manufacture of soap and detergents, cleaning and polishing preparations					
24.51.20.90.00	Organic surface-active agents (excluding soap, anionic, cationic, non-ionic)	0	kg	39.000	39.000	60
24.51.31.20.00	Soap and organic surface-active products in bars, etc, for toilet use	0	kg	290.044	270.289	449
24.51.31.50.00	Soap and organic surface-active products in bars, etc, n.e.c.	0	kg	1.707	3.946	4
24.51.31.73.00	Soap in the form of flakes; wafers; granules or powders	0	kg	203.000	203.000	292
24.51.32.40.00	Surface-active preparations; whether or not containing soap; p.r.s. (excluding those for use as soap)	0	kg	814.000	814.000	635
24.51.32.50.01	Washing and cleaning preparations, p.r.s., for machine washing	0	kg	8.274.294	8.197.352	9.553
24.51.32.50.02	Washing and cleaning preparations, p.r.s., for delicate hand washing	0	kg	949.792	897.591	837
24.51.32.50.03	Washing and cleaning preparations, p.r.s., for washing the dishes	0	kg	3.320.297	3.649.348	3.770
24.51.32.50.04	Other washing and cleaning preparations, p.r.s.,	0	kg	2.045.018	2.050.882	4.652
24.51.32.60.00	Surface-active preparations; whether or not containing soap; n.p.r.s. (excluding those for use as soap)	0	kg	54.861.044	54.179.860	29.655
24.51.41.00.00	Preparations for perfuming or deodorizing rooms (including odoriferous preparations used during religious rites)	0	kg	25.609	25.497	171
24.51.43.70.00	Polishes and similar preparations; for coachwork (excluding artificial and prepared waxes, metal polishes)	0	kg	2.520	3.384	3

Type of production: 0 – Production on own account, 1 – Contract processing

Production value sold: * - The data is less than measuring unit

INDUSTRIAL PRODUCTION IN 2009 – THE FIRST RELEASE OF PRODCOM RESULTS

Code	Product and activity	Type of production	Measuring unit	Total production	Production sold	Production value sold (in .000 KM)
24.51.44.00.00	Scouring pastes and powders and other scouring preparations	0	kg	5.773	4.741	11
24.52	Manufacture of perfumes and toilet preparations					
24.52.11.70.00	Toilet waters	0	l	394	410	37
24.52.15.00.00	Beauty, make-up and skin care preparations including suntan excluding medicaments, lip and eye make-up, manicure and pedicure preparations, powders for cosmetic use and talcum powder	0	kg	42.591	38.774	1.128
24.52.16.30.00	Shampoos	0	kg	470.334	467.904	893
24.52.16.50.00	Preparations for permanent waving or straightening of hair	0	kg	146.000	146.000	798
24.52.19.50.00	Personal deodorants and anti-perspirants	0	kg	192	247	7
24.6	Manufacture of other chemical products					
24.61	Manufacture of explosives					
24.61.11.50.00	Prepared explosives (excluding propellant powders)	0	kg	1.813.589	1.843.653	2.373
24.61.12.70.00	Percussion or detonating caps; igniters and electric detonators	0	p/st	368.946.550	338.834.605	14.842
24.61.14.00.00	Signaling flares; rain rockets; fog signals and other pyrotechnic articles (excluding fireworks)	0	kg	90.452	90.650	3.702
24.62	Manufacture of glues and gelatins					
24.62.10.95.03	Prepared glues and other prepared adhesives, n.e.c.	0	kg	16.772.396	16.774.182	3.623
24.63	Manufacture of essential oils					
24.63.10.20.00	Essential oils	0	kg	427	318	170
24.63.10.50.00	Concentrates of essential oils in fats... aqueous distillates, etc.	0	kg	510	462	36
24.66	Manufacture of other chemical products n.e.c.					
24.66.33.30.00	Hydraulic brake fluids and other prepared liquids for hydraulic transmission; not containing or containing < 70% by weight of petroleum oils or oils obtained from bituminous mineral	0	kg	115.113	132.100	714
24.66.33.50.00	Anti-freezing preparations and prepared de-icing fluids	0	kg	1.901.090	1.914.198	4.569
24.66.46.30.00	Prepared rubber accelerators	0	kg	1.609	1.609	3
24.66.48.27.00	Anti-rust preparations containing amines as active constituents	0	kg	0	828	3

Type of production: 0 – Production on own account, 1 – Contract processing

Production value sold: * - The data is less than measuring unit

INDUSTRIAL PRODUCTION IN 2009 – THE FIRST RELEASE OF PRODCOM RESULTS

Code	Product and activity	Type of production	Measuring unit	Total production	Production sold	Production value sold (in .000 KM)
DH	MANUFACTURE OF RUBBER AND PLASTIC PRODUCTS					
25	Manufacture of rubber and plastic products					
25.1	Manufacture of rubber products					
25.12	Retreading and rebuilding of rubber tires					
25.12.10.30.00	Retreaded tires of rubber of a kind used on motor cars	0	p/st	6.221	5.725	224
25.12.10.50.00	Retreaded tires of rubber of a kind used on buses and lorries	0+1	p/st	6.293	5.664	1.758
		0	p/st	6.043	5.423	1.700
		1	p/st	250	241	58
25.13	Manufacture of other rubber products					
25.13.30.55.00	Rubber hose reinforced with metal	0	kg	820	820	6
25.13.50.70.00	Rubberized textile fabrics (excluding adhesive tape of a width ≤ 20 cm)	0	kg	6.061	0	0
25.13.60.55.00	Household gloves of vulcanized rubber	0	pa	366.481	266.965	189
25.13.73.49.00	Rubber-to-metal bonded articles for other uses than for tractors and motor vehicles	0	kg	60.996	60.996	783
25.13.73.79.03	Product made of hard rubber	0	kg	25.818	25.818	522
25.2	Manufacture of plastic products					
25.21	Manufacture of plastic plates, sheets, tubes and profiles					
25.21.10.70.00	Monofilament with any cross-sectional dimension > 1 mm; rods; sticks and profile shapes of polymers of vinyl chloride (including surface worked but not otherwise worked)	0+1	kg	2.422.181	2.422.181	2.199
		0	kg	7.573	7.573	15
		1	kg	2.414.608	2.414.608	2.184
25.21.10.90.00	Monofilament with any cross-sectional dimension > 1 mm; rods; sticks and profile shapes of plastics (excluding of polymers of ethylene, of polymers of vinyl chloride)	0	kg	1.897	1.897	11
25.21.21.53.00	Rigid tubes; pipes and hoses of polymers of ethylene	0	kg	4.440.449	4.255.640	13.393
25.21.21.55.00	Rigid tubes; pipes and hoses of polymers of propylene	0	kg	92.484	95.964	705
25.21.21.57.00	Rigid tubes; pipes and hoses of polymers of vinyl chloride	0	kg	101.010	92.135	288
25.21.22.20.00	Flexible tubes; pipes and hoses of plastics; with a burst pressure ≥ 27.6 MPa	0	kg	21.575	21.575	61
25.21.22.35.00	Plastic tubes, pipes and hoses excluding rigid, flexible tubes, pipes and hoses with a min. burst pressure of 27.6 MPa, reinforced or otherwise combined with other materials - those with fittings	0	kg	110.759	110.339	439

Type of production: 0 – Production on own account, 1 – Contract processing

Production value sold: * - The data is less than measuring unit

INDUSTRIAL PRODUCTION IN 2009 – THE FIRST RELEASE OF PRODCOM RESULTS

Code	Product and activity	Type of production	Measuring unit	Total production	Production sold	Production value sold (in .000 KM)
25.21.22.70.00	Plastic fittings for plastic tubes; pipes and hoses (including joints; elbows and flanges)	0	kg	30.270	25.857	280
25.21.30.10.00	Other plates..., of polymers of ethylene, not reinforced, thickness ≤ 0.125 mm	0	kg	1.685.036	1.684.156	6.823
25.21.30.17.01	Folia sheets and plates of polymers of ethylene	0	kg	3.786.036	3.756.689	11.309
25.21.30.29.01	Folia sheets and plates of polymers of propylene	0	kg	1.045.254	1.039.193	5.157
25.21.30.29.02	Other plates and stripes, of polypropylene	0	kg	55.328	54.412	554
25.21.30.87.00	Plates..., of addition polymerization products	0	kg	31.898	35.674	471
25.21.41.20.01	Cellular plates, strips, foils etc. of fibre-reinforced polymers of styrene	0	kg	133.348	237.148	256
25.21.41.20.02	Cellular plates, strips... of other polymers of styrene	0	kg	661.931	669.208	3.121
25.21.41.50.00	Cellular plates; sheets; film; foil and strip of polyurethanes	0	kg	74.291	75.509	942
25.21.41.80.00	Cellular plates; sheets; film; foil and strip of plastics (excluding of polymers of styrene, of polymers of vinyl chloride, of polyurethanes, of regenerated cellulose)	0	kg	5.454	5.454	142
25.21.42.79.00	Other plates, sheets, films, foil and strip, of polymerization products	0+1	kg	109.650	112.091	76
		0	kg	16.113	18.554	49
		1	kg	93.537	93.537	26
25.21.42.80.00	Other plates..., non cellular of plastics other than made by polymerization	0	kg	110.624	110.624	387
25.22	Manufacture of plastic packing goods					
25.22.11.00.01	Sacks and bags (incl. cones) ≤ 120 g/m ² , of polymers of ethylene	0	kg	1.049.289	1.049.269	6.690
25.22.11.00.02	Dustbin sacks and bags ≤ 120 g/m ² of polymers of ethylene	0	kg	51.093	51.003	191
25.22.11.00.03	Heavy duty sacks and bags > 120 g/m ² of polymers of ethylene	0	kg	627.638	627.638	1.757
25.22.11.00.04	Carrier bags of polymers of ethylene	0+1	kg	844.158	822.306	3.151
		0	kg	843.944	822.092	3.151
		1	kg	214	214	*
25.22.11.00.05	Other sacks of polymers of ethylene	0+1	kg	428.142	548.246	2.854
		0	kg	424.854	544.958	2.852
		1	kg	3.288	3.288	2
25.22.12.00.04	Other sacks and bags of other plastics	0	kg	15.000	15.000	67
25.22.13.00.00	Plastic boxes; cases; crates and similar articles for the conveyance or packing of goods	0	kg	93.639	86.462	81

Type of production: 0 – Production on own account, 1 – Contract processing

Production value sold: * - The data is less than measuring unit

INDUSTRIAL PRODUCTION IN 2009 – THE FIRST RELEASE OF PRODCOM RESULTS

Code	Product and activity	Type of production	Measuring unit	Total production	Production sold	Production value sold (in .000 KM)
25.22.14.50.01	Plastic carboys; bottles; flasks and similar articles for the conveyance or packing of goods, made of polyethylene, of a capacity ≤ 2 litres	0+1	p/st	126.229.873	124.811.079	16.037
		0	p/st	123.569.861	122.175.637	15.575
		1	p/st	2.660.012	2.635.442	462
25.22.14.50.02	Balloons, bottles and similar products for transport or packing goods, from polypropylene; content = 2l	0	p/st	32.765.914	31.595.080	2.680
25.22.14.50.04	Plastic carboys; bottles; flasks and similar articles for the conveyance or packing of goods, made of other plastics, of a capacity ≤ 2 litres	0	p/st	138.154.314	135.193.147	7.190
25.22.14.70.01	Plastic carboys; bottles; flasks and similar articles for the conveyance or packing of goods, made of polyethylene, of a capacity > 2 litres	0+1	p/st	13.074.813	11.889.675	4.117
		0	p/st	12.501.629	11.337.323	3.741
		1	p/st	573.184	552.352	377
25.22.14.70.02	Balloons, bottles and similar products for transport or packing goods, from polypropylene; content > 2l	0	p/st	171.197	183.915	139
25.22.15.25.00	Plastic caps and capsules for bottles	0	kg	11.134	16.337	91
25.22.15.27.00	Plastic stoppers; lids; caps and other closures (excluding for bottles)	0	kg	350	300	10
25.22.15.40.00	Other articles for the conveyance or packing of goods of plastics	0	p/st	4.541.295	4.524.573	2.127
25.23	Manufacture of builders' ware of plastic					
25.23.12.50.00	Plastic baths; shower-baths, sinks and wash-basins	0	p/st	194	194	73
25.23.12.70.00	Plastic lavatory seats and covers	0	p/st	5.669	10.652	90
25.23.12.90.00	Plastic bidets; lavatory pans; flushing cisterns and similar sanitary ware (excluding baths; showers-baths, sinks and wash-basins, lavatory seats and covers)	0	p/st	9.906	10.663	224
25.23.13.00.00	Plastic reservoirs; tanks; vats; intermediate bulk and similar containers; of a capacity > 300 litres	0	kg	13.426	13.426	181
25.23.14.50.01	Plastic windows and their frames, etc. window sills	0	p/st	100.906	100.896	43.549
25.23.14.50.02	Plastic doors and their thresholds	0	p/st	26.017	26.017	21.429
25.23.14.70.00	Plastic shutters; blinds and similar articles and parts thereof	0	kg	142.880	143.031	2.810
25.23.15.50.02	External wall lining tiles and boards, made of other plastics	0	kg	394.160	395.200	1.233
25.23.15.90.00	Other articles of plastic for construction including rawl plugs and other wall plugs; trunking, ducting and cable trays for electrical circuits	0	kg	308.385	306.762	1.863

Type of production: 0 – Production on own account, 1 – Contract processing

Production value sold: * - The data is less than measuring unit

INDUSTRIAL PRODUCTION IN 2009 – THE FIRST RELEASE OF PRODCOM RESULTS

Code	Product and activity	Type of production	Measuring unit	Total production	Production sold	Production value sold (in .000 KM)
25.24	Manufacture of other plastic products					
25.24.10.00.00	Plastic articles of apparel and clothing accessories (including gloves; raincoats; aprons; belts and babies' bibs) (excluding headgear)	0	kg	115	115	2
25.24.21.30.00	Self-adhesive strips of plastic with a coating consisting of unvulcanized natural or synthetic rubber; in rolls of a width ≤ 20 cm	0	kg	448	448	14
25.24.23.20.00	Tableware and kitchenware of plastic	0	kg	218.727	202.467	1.386
25.24.23.30.00	Sponges of regenerated cellulose	0	kg	49.361	48.067	667
25.24.23.70.00	Other toiletry and household articles of plastics n.e.c.	0	kg	357.321	365.933	6.864
25.24.24.00.00	Plastic parts for lamps; lighting fittings and illuminated signs and name-plates	0	kg	5.821	5.821	138
25.24.26.00.00	Insulating fittings of plastic; for electrical machines; appliances or equipment (excluding electrical insulators)	0	kg	36.426	36.426	269
25.24.28.20.00	Plastic fittings for furniture; coachwork or the like	0	kg	113.691	114.392	2.690
25.24.28.50.00	Other articles made from sheet	0	kg	8.260	8.319	63
25.24.28.70.00	Other articles of plastics or other materials	0+1	kg	2.158.644	2.158.610	12.268
		0	kg	110.203	110.169	4.127
		1	kg	2.048.441	2.048.441	8.141
25.24.90.10.00	Plastic parts for machinery and mechanical appliances excluding internal combustion piston engines, gas turbines	0	kg	54.546	54.546	616
25.24.90.40.00	Plastic products, parts of apparatus of HS 8535 to 8537, and 8542	0	kg	1.432.947	1.415.636	7.648
25.24.90.60.00	Plastic parts and accessories for all land vehicles (excluding for locomotives or rolling stock)	0	kg	97.116	97.116	409

I MANUFACTURE OF OTHER NON-METALLIC MINERAL PRODUCTS
26 Manufacture of other non-metallic mineral products
26.1 Manufacture of glass and glass products
26.12 Shaping and processing of flat glass

26.12.11.90.00	Other glass of HS 7003, 7004 or 7005, bent, edge-worked, engraved, etc.	0	kg	2.262.089	2.262.089	8.106
26.12.12.15.00	Toughened safety glass for use in motor vehicles	0	m ²	1.527	1.527	180
26.12.13.30.00	Multiple-walled insulating units of glass	0	m ²	46.377	46.377	1.650

Type of production: 0 – Production on own account, 1 – Contract processing

Production value sold: * - The data is less than measuring unit

INDUSTRIAL PRODUCTION IN 2009 – THE FIRST RELEASE OF PRODCOM RESULTS

Code	Product and activity	Type of production	Measuring unit	Total production	Production sold	Production value sold (in .000 KM)
26.2	Manufacture of non-refractory ceramic goods other than for construction purposes; manufacture of refractory ceramic products					
26.23	Manufacture of ceramic insulators and insulating fittings					
26.23.10.35.01	Ceramic electrical insulators, incl. with metallic parts, for overhead power transmission or traction low voltage lines ≤ 1000 V	0	kg	957	947	20
26.23.10.35.02	Ceramic electrical insulators, incl. with metallic parts, for overhead power transmission or traction high voltage lines > 1000 V	0	kg	9.821	9.371	81
26.24	Manufacture of other technical ceramic products					
26.24.11.00.00	Ceramic wares for laboratory, chemical, technical use, of porcelain or china	0	kg	37.923	39.923	181
26.24.12.00.00	Ceramic wares for laboratory, chemical, technical use, other material than porcelain	0	kg	30.142	26.755	83
26.26	Manufacture of refractory ceramic products					
26.26.14.90.00	Refractory ceramic goods, n.e.c.	0	kg	275.000	145.000	28
26.3	Manufacture of ceramic tiles and flags					
26.30	Manufacture of ceramic tiles and flags					
26.30.10.10.00	Unglazed ceramic mosaic tiles; cubes and similar articles; with a surface area < 49 cm ²	0	m ²	1.977	1.977	108
26.30.10.59.00	Unglazed ceramic flags and paving; hearth or wall tiles (excluding stoneware, earthenware or fine pottery, double tiles of the Spaltplatten type)	0	m ²	754	872	118
26.4	Manufacture of bricks, tiles and construction products, in baked clay					
26.40	Manufacture of bricks, tiles and construction products, in baked clay					
26.40.11.10.01	Ceramic full brick	0	m ³	893	930	171
26.40.11.10.02	Ceramic hollow blocks, with horizontal holes	0	m ³	230.252	220.328	15.338
26.40.11.10.03	Ceramic hollow blocks, with vertical holes	0	m ³	273.214	270.688	18.400
26.40.11.10.04	Ceramic cavity brick with horizontal cavities	0	m ³	6.948	6.398	356
26.40.11.10.06	Ceramic brick and blocks with vertical cavities and reduced basic mass	0	m ³	23	23	4
26.40.11.10.08	Ceramic insertion bricks	0	m ³	32.885	39.007	1.658
26.40.11.10.09	Ceramic facade brick, facade blocks and brick for paving	0	m ³	21.040	35.422	2.516
26.40.11.30.00	Non-refractory clay flooring blocks; support or filler tiles and the like (excluding of siliceous fossil meals or earths)	0	kg	62.365	73.885	95
26.40.13.00.00	Ceramic pipes, conduits, guttering and pipe fittings: drain pipes and guttering with fittings	0	kg	190.992	120.226	48

Type of production: 0 – Production on own account, 1 – Contract processing

Production value sold: * - The data is less than measuring unit

INDUSTRIAL PRODUCTION IN 2009 – THE FIRST RELEASE OF PRODCOM RESULTS

Code	Product and activity	Type of production	Measuring unit	Total production	Production sold	Production value sold (in .000 KM)
26.5	Manufacture of cement, lime and plaster					
26.51	Manufacture of cement					
26.51.12.10.00	White Portland cement	0	kg	568.633.920	571.227.150	91.262
26.51.12.30.00	Grey Portland cement (including blended cement)	0	kg	505.128.000	504.711.000	77.196
26.52	Manufacture of lime					
26.52.10.33.00	Quicklime	0	kg	228.943.925	63.848.150	9.134
26.52.10.35.00	Slaked lime	0	kg	51.995.820	43.211.731	4.690
26.53	Manufacture of plaster					
26.53.10.00.00	Plasters consisting of calcinated gypsum or calcium sulphate (including for use in building, for use in dressing woven fabrics or surfacing paper, for use in dentistry)	0	kg	37.967.482	37.742.098	5.893
26.6	Manufacture of articles of concrete, plaster and cement					
26.61	Manufacture of concrete products for construction purposes					
26.61.11.30.01	Building blocks for walls and partitions	0	kg	86.408.839	84.816.634	3.679
26.61.11.30.05	Building thermo insulating blocks made of cell concrete (gas and foam concrete)	0	kg	12.699.844	12.699.844	1.905
26.61.11.30.06	Terraco concrete elements for construction use	0	kg	633.447	656.929	289
26.61.11.30.07	Concrete roofing tiles and slabs, n.e.c.	0	kg	3.930.181	3.616.210	900
26.61.11.30.08	Other construction blocks and bricks of cement and concrete (incl. reinforced) or of artificial stone	0	kg	9.916.626	9.690.359	5.180
26.61.11.50.00	Tiles; flagstones and similar articles of cement; concrete or artificial stone (excluding building blocks and bricks)	0	kg	10.230.016	10.154.350	1.526
26.61.12.00.01	Prefabricated light structural components for building of outdoor walls	0	kg	5.774.550	1.860.023	388
26.61.12.00.04	Prefabricated light structural components for wall cladding and lining	0	kg	324.654	331.544	67
26.61.12.00.06	Other light structural components, reinforced	0	kg	1.412.400	1.682.400	420
26.61.12.00.07	Other structural components, for construction and civil works, made of cement and concrete	0	kg	82.755.128	82.942.348	23.381
26.61.12.00.08	Other structural components, for construction and civil works, made of artificial stone	0	kg	3.736.511	3.491.493	1.062
26.61.13.00.00	Pipes of cement; concrete or artificial stone	0	kg	21.041.262	20.442.784	3.436
26.63	Manufacture of ready-mixed concrete					
26.63.10.00.00	Ready-mixed concrete	0	kg	807.675.396	739.565.122	36.677
26.64	Manufacture of mortars					
26.64.10.00.01	Facade mortars, ordinary, excl. refractory	0	kg	12.764.438	12.798.777	3.999
26.64.10.00.02	Cement mortars, excl. refractory	0	kg	31.940.655	31.909.622	6.009

Type of production: 0 – Production on own account, 1 – Contract processing

Production value sold: * - The data is less than measuring unit

INDUSTRIAL PRODUCTION IN 2009 – THE FIRST RELEASE OF PRODCOM RESULTS

Code	Product and activity	Type of production	Measuring unit	Total production	Production sold	Production value sold (in .000 KM)
26.64.10.00.03	Mortars and cements, excl. refractory n.e.c.	0	kg	2.588.697	2.480.418	983
26.66	Manufacture of other articles of concrete, plaster and cement					
26.66.11.00.00	Articles of plaster or compositions based on plaster, n.e.c.	0	kg	503.162	503.162	1.738
26.66.12.00.00	Articles of cement; concrete or artificial stone for non-constructional purposes (including vases; flower pots; architectural or garden ornaments; statues and ornamental goods)	0	kg	9.103.907	8.349.269	2.133
26.7	Cutting, shaping and finishing of ornamental and building stone					
26.70	Cutting, shaping and finishing of ornamental and building stone					
26.70.11.00.00	Worked monumental/building stone and articles thereof, in marble, travertine and alabaster excluding tiles, cubes/similar articles, largest surface < 7 cm ² , setts, kerbstones, flagstones	0+1	kg	14.469.543	15.045.275	9.406
		0	kg	13.888.043	14.463.775	8.771
		1	kg	581.500	581.500	635
26.70.12.60.00	Worked monumental or building stone and articles thereof, of granite excluding tiles, cubes and similar articles, largest surface area is < 7 cm ² , setts, kerbstones and flagstones	0	kg	5.094.420	5.045.946	7.897
26.70.12.80.00	Worked monumental or building stone and articles thereof (excluding of calcareous stone; granite or slate, tiles; cubes and similar articles; of which the largest surface area is < 7 cm ²)	0	kg	5.057.544	5.057.544	2.205
26.8	Manufacture of other non-metallic mineral products					
26.81	Production of abrasive products					
26.81.11.80.00	Polishing stones; whetstones; oil stones; hones and the like; used in the hand for sharpening; whetting; scouring or polishing	0	kg	0	1.209	3
26.81.12.50.00	Natural or artificial abrasive powder or grain; on a base of paper or paperboard only	0	m ²	3.233	3.233	22
26.82	Manufacture of other non-metallic mineral products n.e.c.					
26.82.12.59.02	Bitumen stripes with glass fabric core and other products based on bitumen (in rolls)	0	m ²	1.159.880	999.570	1.221
26.82.13.00.01	Bituminous hot asphalt mixtures	0	kg	511.624.191	365.549.191	38.901
26.82.13.00.02	Tar and other bituminous mixtures	0	kg	574.010	554.033	521

Type of production: 0 – Production on own account, 1 – Contract processing

Production value sold: * - The data is less than measuring unit

INDUSTRIAL PRODUCTION IN 2009 – THE FIRST RELEASE OF PRODCOM RESULTS

Code	Product and activity	Type of production	Measuring unit	Total production	Production sold	Production value sold (in .000 KM)
DJ	MANUFACTURE OF BASIC METALS AND FABRICATED METAL PRODUCTS					
27	Manufacture of basic metals					
27.1	Manufacture of basic iron and steel and of ferro-alloys					
27.10	Manufacture of basic iron and steel and of ferro-alloys					
27.10.11.00.00	Pig iron and spiegeleisen in pigs, blocks or other primary forms. Ferrous products obtained by direct reduction of iron ore and other spongy ferrous products	0	kg	482.469.000	0	0
27.10.13.10.00	Slag and dross	0	kg	218.952.500	218.952.500	5.912
27.10.13.20.00	Ferrous scrap	0	kg	1.184.903	1.184.903	474
27.10.20.90.00	Other ferro alloys n.e.c.	0	kg	10.242.000	11.064.000	36.952
27.10.31.22.00	Other ingots, primary forms and long semi-finished products including blanks (of non-alloy steel)	0	kg	495.150.300	0	0
27.10.43.30.00	Forged bars (of stainless steel)	0	kg	2.194.800	2.032.600	3.693
27.10.60.30.00	Hot rolled flat products in coil (narrow or slit strip) of a width of less than 600 mm (of steel other than of stainless steel or of high speed steel)	0	kg	267.445.700	218.246.900	153.881
27.10.72.30.00	Electrolytically metal coated sheet and strip of a width of 600 mm or more	0	kg	697.980	707.980	2.001
27.10.83.10.00	Hot rolled concrete reinforcing bars	0	kg	167.212.900	166.427.100	118.463
27.10.83.50.00	Hot rolled and forged light sections of a web height of less than 80 mm and angles	0+1	kg	11.259.867	12.091.167	9.109
		0	kg	2.587.480	3.418.780	5.946
		1	kg	8.672.387	8.672.387	3.163
27.10.92.30.00	Railway material (of steel)	0	kg	87.906	131.026	573
27.2	Manufacture of tubes					
27.22	Manufacture of steel tubes					
27.22.10.70.00	Welded tubes and pipes, of circular cross-section, of stainless steel, of an external diameter ≤ 406,4 mm	0	kg	292.239	289.494	1.767
27.22.10.81.00	Precision tubes and pipes, of circular cross-section, of non-alloy steel, cold formed and welded or cold formed and cold drawn or cold rolled after welding, of an external diameter ≤ 406,4 mm and a wall thickness ≤ 2 mm	0	kg	7.429.134	7.712.594	7.463
27.22.10.86.00	Precision tubes and pipes, of circular cross-section, of non-alloy steel, cold formed and welded or cold formed and cold drawn or cold rolled after welding, of an external diameter ≤ 406,4 mm and a wall thickness > 2 mm	0	kg	14.274.849	14.381.033	12.726

Type of production: 0 – Production on own account, 1 – Contract processing

Production value sold: * - The data is less than measuring unit

INDUSTRIAL PRODUCTION IN 2009 – THE FIRST RELEASE OF PRODCOM RESULTS

Code	Product and activity	Type of production	Measuring unit	Total production	Production sold	Production value sold (in .000 KM)
27.22.10.92.00	Tubes and pipes, of circular cross-section, of steel other than stainless steel, hot or cold formed and welded, riveted or similarly closed, of an external diameter ≤ 406,4 mm	0	kg	11.696.998	12.492.678	12.376
27.22.10.94.00	Tubes and pipes, of square or rectangular cross-section, of steel, hot or cold formed and welded, of a wall thickness ≤ 2 mm	0	kg	12.397.701	12.426.728	12.020
27.22.10.96.00	Tubes and pipes, of square or rectangular cross-section, of steel, hot or cold formed and welded, of a wall thickness > 2 mm	0+1	kg	7.272.008	7.449.690	7.877
		0	kg	6.842.334	6.946.340	7.287
		1	kg	429.674	503.350	590
27.3	Other first processing of iron and steel					
27.32	Cold rolling of narrow strip					
27.32.10.14.00	Cold rolled narrow strip of non-alloy steel, containing by weight 0,6% or more of carbon, of a width of < 600 mm	0	kg	587.000	566.000	3.306
27.32.10.16.00	Cold rolled narrow strip of alloy steel other than stainless and electrical steel, of a width of < 600 mm	0	kg	13.324	11.356	24
27.34	Wire drawing					
27.34.11.30.00	Iron or non-alloy steel wire containing <0.25% of carbon including crimping wire excluding stranded wire, barbed wire used for fencing - duplex wire - saw-tooth wire, insulated electric wire	0	kg	4.901.689	5.173.969	6.536
27.34.11.50.00	Iron or non-alloy steel wire containing 0.25-0.6% of carbon including crimped wire excluding stranded wire, barbed wire used for fencing, duplex wire, saw-tooth wire, insulated electric wire	0	kg	999.004	1.090.214	1.992
27.34.11.70.00	Iron or non-alloy steel wire containing ≥0.6% of carbon including crimping wire excluding stranded wire, barbed wire used for fencing, duplex wire, saw-tooth wire, insulated electric wire	0	kg	1.164.242	1.112.844	1.706
27.34.12.50.00	Alloy steel wire (excluding stranded wire, barbed wire of a kind used for fencing, duplex wire, saw-tooth wire, insulated electric wire, of stainless steel)	0	kg	310.000	311.000	37
27.4	Manufacture of basic precious and non-ferrous metals					
27.42	Aluminium production					
27.42.11.30.00	Unwrought non-alloy aluminium (excluding powders and flakes)	0	kg	49.451.000	49.125.000	125.370
27.42.11.53.00	Unwrought aluminium alloys in primary form (excluding aluminium powders and flakes)	0	kg	80.505.000	82.862.000	210.230
27.42.12.00.00	Aluminium oxide (excluding artificial corundum)	0	kg	191.792.000	190.117.000	79.633

Type of production: 0 – Production on own account, 1 – Contract processing

Production value sold: * - The data is less than measuring unit

INDUSTRIAL PRODUCTION IN 2009 – THE FIRST RELEASE OF PRODCOM RESULTS

Code	Product and activity	Type of production	Measuring unit	Total production	Production sold	Production value sold (in .000 KM)
27.42.22.50.00	Aluminium alloy bars; rods; profiles and hollow profiles (excluding rods and profiles prepared for use in structures)	0	kg	13.006.152	13.028.680	79.890
27.42.25.00.00	Aluminium foil of a thickness (excluding any backing) ≤ 0.2 mm	0	kg	5.610	5.610	45
27.43	Lead, zinc and tin production					
27.43.11.50.00	Unwrought lead containing antimony (excluding lead powders or flakes)	0	kg	35.004	24.367	63
27.43.21.00.00	Lead bars, rods, profiles and wire (excluding coated rods, cast rods intended for rolling, drawing or for re-casting into shaped articles, bars and rods by sintering, insulated electric wire)	0	kg	145	145	*
27.43.22.00.00	Lead plates; sheets; strip and foil; lead powders and flakes (excluding lead powders or flakes prepared as colours; paints or the like, insulated electric strip)	0	kg	15.072	15.240	83
27.43.23.00.00	Lead tubes, pipes, and tube or pipe fittings (couplings, elbows, sleeves)	0	kg	6.978	6.978	39
27.43.27.00.00	Tin bars, rods, profiles and wires	0	kg	7.019	7.246	127
27.44	Copper production					
27.44.22.00.01	Other copper and copper alloy bars, rods and profiles, drawn and pressed	0	kg	307	307	3
27.44.22.00.02	Drawn and pressed bars, rods and profiles made of bronze and other copper alloys	0	kg	28.838	24.943	417
27.44.23.50.00	Copper wire with cross-sectional dimension > 0.5 mm, < 6 mm (excluding twine or cord reinforced with wire, stranded wire and cables)	0	kg	2.536	2.377	33
27.5	Casting of metals					
27.51	Casting of iron					
27.51.12.90.00	Ductile iron castings for locomotives/rolling stock/parts, use other than in land vehicles, bearing housings, plain shaft bearings, piston engines, gearing, pulleys, clutches, machinery	0	kg	238.500	298.500	824
27.51.13.90.00	Grey iron castings for locomotives/rolling stock/parts, use other than in land vehicles, bearing housings, plain shaft bearings, piston engines, gearing, pulleys, clutches, machinery	0	kg	2.070.904	2.476.718	5.511

Type of production: 0 – Production on own account, 1 – Contract processing

Production value sold: * - The data is less than measuring unit

INDUSTRIAL PRODUCTION IN 2009 – THE FIRST RELEASE OF PRODCOM RESULTS

Code	Product and activity	Type of production	Measuring unit	Total production	Production sold	Production value sold (in .000 KM)
27.52	Casting of steel					
27.52.10.90.00	Steel castings for locomotives/rolling stock/parts, use other than in land vehicles, bearing housings, plain shaft bearings, piston engines, gearing, pulleys, clutches, machinery	0	kg	1.420.064	2.073.114	8.681
27.53	Casting of light metals					
27.53.10.10.00	Light metal castings for land vehicles excluding for locomotives or rolling stock, construction industry vehicles	0	kg	5.280.172	5.226.632	25.106
27.53.10.50.00	Light metal castings for machinery and mechanical appliances excluding for piston engines, turbojets, gas turbines, lifting/handling equipt., construction industry machinery/vehicles	0	kg	2.557.654	2.505.419	6.137
27.54	Casting of other non-ferrous metals					
27.54.10.90.00	Parts for other utilization	0	kg	291.898	291.898	1.052
28	Manufacture of fabricated metal products, except machinery and equipment					
28.1	Manufacture of structural metal products					
28.11	Manufacture of metal structures and parts of structures					
28.11.10.30.01	Prefabricated buildings, (incl. lightweight construction halls), made of iron or steel	0+1	kg	3.178.163	3.168.163	11.341
		0	kg	3.076.584	3.066.584	11.228
		1	kg	101.579	101.579	112
28.11.10.30.03	Prefabricated living containers and metallic houses, made of iron or steel	0	kg	1.394.850	1.394.850	7.326
28.11.10.30.04	Other prefabricated buildings, made of iron or steel	0	kg	960.199	960.199	1.991
28.11.10.50.00	Prefabricated buildings, of aluminium	0	kg	3.610	3.610	37
28.11.21.00.00	Iron or steel bridges and bridge-sections	0	kg	621.258	621.258	2.609
28.11.22.00.02	Iron or steel truss beam support masts for high voltage transmission lines	0	kg	7.912.276	8.133.276	7.789
28.11.22.00.03	Iron or steel truss beam support masts for lighting	0	kg	1.744.396	2.078.396	4.455
28.11.22.00.04	Other iron or steel truss beam towers and masts	0+1	kg	1.227.338	1.488.470	4.086
		0	kg	1.202.263	1.463.395	4.070
		1	kg	25.075	25.075	16
28.11.23.10.01	Facade scaffoldings made of iron or steel	0	kg	358.134	445.342	962
28.11.23.10.02	Other supports for bearing walls made of iron or steel	0	kg	13.988.659	14.578.971	16.303
28.11.23.10.03	Propping frames and structures (excl. arches) made of iron or steel	0	kg	5.013	17.143	54
28.11.23.10.04	Mine pits support and propping structures, of iron or steel	0	kg	1.639.926	1.639.926	3.033

Type of production: 0 – Production on own account, 1 – Contract processing

Production value sold: * - The data is less than measuring unit

INDUSTRIAL PRODUCTION IN 2009 – THE FIRST RELEASE OF PRODCOM RESULTS

Code	Product and activity	Type of production	Measuring unit	Total production	Production sold	Production value sold (in .000 KM)
28.11.23.10.05	Other supports and propping n.e.c., of iron or steel	0	kg	41.068	38.588	189
28.11.23.40.00	Structures, solely or principally of iron or steel sheet comprising two walls of profiled (ribbed) sheet with an insulating core (excluding prefabricated buildings)	0+1	kg	3.025.237	3.025.081	10.357
		0	kg	1.899.619	1.899.463	8.536
		1	kg	1.125.618	1.125.618	1.820
28.11.23.50.01	Steel roofs structures, principally of metal sheets	0	kg	265.352	225.352	996
28.11.23.50.02	Tin ducts and chimneys, principally of metal sheets	0	kg	3.114.194	2.739.358	8.282
28.11.23.50.03	Other structure elements, principally of metal sheets, n.e.c.	0+1	kg	2.760.430	2.773.568	8.852
		0	kg	2.702.830	2.715.968	8.772
		1	kg	57.600	57.600	81
28.11.23.60.01	Silos and bins, of iron or steel	0	kg	93.069	93.069	346
28.11.23.60.02	Other structures of iron or steel, n.e.c.	0+1	kg	7.924.320	7.841.565	26.718
		0	kg	7.391.876	7.309.121	25.652
		1	kg	532.444	532.444	1.066
28.11.23.70.00	Aluminium structure and parts of structures..., n.e.c.	0	kg	3.654.914	3.852.805	20.563
28.11.91.00.00	Installation in situ of self produced metal structures	0+1	ef.hrs	1.783.912	1.783.912	19.908
		0	ef.hrs	836.310	836.310	13.448
		1	ef.hrs	947.602	947.602	6.460
28.12	Manufacture of builders' carpentry and joinery of metal					
28.12.10.30.01	Doors, their frames and thresholds, shutters and wings, of iron or steel	0+1	p/st	3.561	3.441	3.225
		0	p/st	2.226	2.106	2.304
		1	p/st	1.335	1.335	921
28.12.10.30.03	Other windows of iron or steel	0	p/st	668	668	340
28.12.10.30.04	Glazed windows, of iron or steel	0	p/st	1.554	1.554	575
28.12.10.50.01	Doors, their frames and thresholds, shutters and wings, of aluminium	0	p/st	20.767	20.703	17.091
28.12.10.50.02	Windows, of aluminium	0	p/st	16.153	16.157	7.003
28.12.10.50.03	Glazed windows, of aluminium	0	p/st	25.654	25.624	9.535
28.2	Manufacture of tanks, reservoirs and containers of metal; manufacture of central heating radiators and boilers					
28.21	Manufacture of tanks, reservoirs and containers of metal					
28.21.11.10.00	Iron or steel reservoirs, tanks, vats and similar containers for gases, of a capacity > 300 litres (excluding compressed or liquefied gas, fitted with mechanical or thermal equipment)	0	kg	28.000	28.000	234

Type of production: 0 – Production on own account, 1 – Contract processing

Production value sold: * - The data is less than measuring unit

INDUSTRIAL PRODUCTION IN 2009 – THE FIRST RELEASE OF PRODCOM RESULTS

Code	Product and activity	Type of production	Measuring unit	Total production	Production sold	Production value sold (in .000 KM)
28.21.11.20.00	Iron or steel reservoirs, tanks, vats and similar containers lined or heat-insulated, for liquids, of a capacity > 300 litres (excluding fitted with mechanical or thermal equipment)	0	kg	971.970	971.970	2.409
28.21.11.30.00	Iron or steel reservoirs, tanks, vats and similar containers for liquids, of a capacity > 300 litres (excluding fitted with mechanical or thermal equipment, lined or heat insulated)	0	kg	167.177	167.177	783
28.21.12.30.00	Iron or steel containers for compressed or liquefied gas (excluding steam accumulators)	0	kg	72.473	68.942	287
28.21.92.00.00	Repair and maintenance of metal tanks, reservoirs, vats and other containers	0	ef.hrs	117.410	117.410	1.106
28.22	Manufacture of central heating radiators and boilers					
28.22.11.50.01	Radiators for central heating system (for hot water), of iron or steel	0	kg	12.716	5.500	47
28.22.12.00.03	Boilers for central heating, using solid and other types of fuels	0	p/st	5.915	6.242	10.404
28.22.92.00.00	Repair and maintenance of domestic and non-domestic central heating boilers	0+1	ef.hrs	54.065	54.065	482
		0	ef.hrs	9.048	9.048	99
		1	ef.hrs	45.017	45.017	383
28.3	Manufacture of steam generators, except central heating hot water boilers					
28.30	Manufacture of steam generators, except central heating hot water boilers					
28.30.12.30.00	Auxiliary plan for use with boilers of 84.02 or 84.03, used	0	kg	9.844	9.844	59
28.30.91.00.00	Installation services of steam generators (excluding central heating hot water boilers), including installation services for metal pipe systems in industrial plants	0	ef.hrs	126.388	126.388	1.940
28.4	Forging, pressing, stamping and roll forming of metal; powder metallurgy					
28.40	Forging, pressing, stamping and roll forming of metal; powder metallurgy					
28.40.11.33.00	Open die forged ferrous parts for transmission shafts, camshafts, crankshafts and cranks	1	kg	325.000	348.000	723
28.40.11.51.00	Parts of land vehicles of HS 87 (cold extrusion of steel)	0	kg	46.533	46.533	472
28.40.11.54.00	Cold extrusion steel parts for machinery and mechanical appliances excluding for piston engines	0	kg	56.930	56.930	239
28.40.11.57.00	Works of HS 7326; parts of vehicles and apparatus for fixture tracks and land vehicles and air crafts of HS 86, 87, 88 (cold extrusion of steel)	0	kg	204.514	199.089	1.043

Type of production: 0 – Production on own account, 1 – Contract processing

Production value sold: * - The data is less than measuring unit

INDUSTRIAL PRODUCTION IN 2009 – THE FIRST RELEASE OF PRODCOM RESULTS

Code	Product and activity	Type of production	Measuring unit	Total production	Production sold	Production value sold (in .000 KM)
28.40.12.10.00	Drop forged (and precision forged) steel parts for land vehicles excluding locomotives and rolling stock	0+1	kg	61.358	55.868	190
		0	kg	57.928	53.928	186
		1	kg	3.430	1.940	4
28.40.12.30.00	Parts of piston engines and mechanical engineering of HS 8483 (drop forging of steel)	0+1	kg	673.369	676.869	3.561
		0	kg	406.248	405.248	1.807
		1	kg	267.121	271.621	1.754
28.40.12.50.00	Drop forged steel parts for pulley tackle and hoists, winches and capstans, jacks, fork-lift trucks, other trucks fitted with lifting/handling equipt., lifts, escalators, conveyors and teleferics	0	kg	54.100	54.100	277
28.40.13.30.00	Steel sheet forming parts for machinery and mechanical appliances excluding for piston engines	0+1	kg	96.127	96.127	668
		0	kg	51.772	51.772	504
		1	kg	44.355	44.355	164
28.40.13.50.00	Articles of HS 7323, 7326; parts of furn. of HS 9403; parts of land vehicles and track fixtures of 86; apparatus of 90 (sheet met. formings of non-fer. met.)	0	kg	727.120	727.120	3.775
28.40.13.70.00	Household articles, parts of mechanical engineering, apparatus, furniture and vehicles of HS 84, 85, 86, 88, 94 (sheet metal formings of non-ferrous metal)	0	kg	4.890.000	4.890.000	12.714
28.5	Treatment and coating of metals; general mechanical engineering					
28.51	Treatment and coating of metals					
28.51.11.70.00	Metallic coating in zinc by electrolysis	0	ef.hrs	126.000	126.000	4.278
28.51.11.90.00	Metallic coating by electrolysis or chemical treatments of metals other than zinc (including nickel, copper, chromium, precious metals, etc.)	0	ef.hrs	44.506	44.506	1.197
28.51.12.30.00	Plastic coating of metals (including powder coating)	1	ef.hrs	2.054	2.054	20
28.51.12.50.00	Other coatings (phosphating etc.)	0	ef.hrs	2.651	2.651	53
28.51.21.00.00	Heat treatment of metals (excluding metallic coating, plastic coating)	0	ef.hrs	36.000	36.000	360
28.51.22.90.00	Other metallic surface treatments	0+1	ef.hrs	204.407	204.407	2.246
		0	ef.hrs	202.817	202.817	2.222
		1	ef.hrs	1.590	1.590	24
28.52	General mechanical engineering					
28.52.10.03.00	Turning of metal parts for machinery and mechanical appliances	0+1	ef.hrs	236.996	236.996	3.569
		0	ef.hrs	130.956	130.956	2.827
		1	ef.hrs	106.040	106.040	742

Type of production: 0 – Production on own account, 1 – Contract processing

Production value sold: * - The data is less than measuring unit

INDUSTRIAL PRODUCTION IN 2009 – THE FIRST RELEASE OF PRODCOM RESULTS

Code	Product and activity	Type of production	Measuring unit	Total production	Production sold	Production value sold (in .000 KM)
28.52.10.05.00	Turning of metal parts for land vehicles (excluding for locomotives or rolling stock, made by casting, forging, pressing, stamping, roll forming or powder metallurgy)	0	ef.hrs	202.710	202.710	6.832
28.52.10.07.00	Turning of metal parts for aircraft, spacecraft and satellites	0	ef.hrs	83.403	83.403	4.079
28.52.10.09.00	Turning of metal parts for electrical machinery and equipment, sound recorders and reproducers, television image and sound recorders and reproducers	0	ef.hrs	1.697	1.697	119
28.52.10.13.00	Turning of metal parts for articles of HS 7326, 7419, 7616; turning of metal parts for vehicles and apparatus for fixing railway track of HS 86	0+1	ef.hrs	88.005	88.005	1.692
		0	ef.hrs	86.197	86.197	1.668
		1	ef.hrs	1.808	1.808	24
28.52.20.00.00	General mechanical engineering services (excluding turning of metal parts)	0	ef.hrs	64.083	64.083	1.199
28.6	Manufacture of cutlery, tools and general hardware					
28.61	Manufacture of cutlery					
28.61.14.40.00	Table flatware (excluding table knives, including fish-knives and butter-knives) and similar tableware of stainless steel or other base metal	0	p/st	243.483	243.483	73
28.62	Manufacture of tools					
28.62.10.10.00	Spades and shovels	0	kg	117.500	117.500	430
28.62.10.20.00	Forks of a kind used in agriculture, horticulture or forestry	0	kg	62.300	62.300	208
28.62.10.30.01	Mattocks and hoes	0	kg	101.250	101.250	477
28.62.10.30.02	Hoes	0	kg	49.600	49.600	166
28.62.10.30.03	Rake	0	kg	36.900	36.900	123
28.62.10.40.00	Axes, bill hooks and similar hewing tools (excluding ice axes)	0	kg	109.550	109.550	436
28.62.10.70.00	Other hand tools (excluding clasp knives) for agriculture, horticulture or forestry	0	kg	27.000	27.000	90
28.62.30.55.00	Hammers and sledge hammers with working part of metal	0	kg	7.000	7.000	42
28.62.30.65.00	Household hand tools	0	kg	7.000	7.000	29
28.62.30.73.00	Other tools for masons, moulders, cement workers, plasterers and painters	0	kg	8.000	8.000	16
28.62.30.77.00	Other hand tools (including cartridge operated riveting) wall plugging and similar hand tools	0	kg	38.900	38.900	443
28.62.30.85.00	Vices, clamps and the like	0	kg	22.340	22.340	285
28.62.40.14.00	Tapping tools for working metal	0	kg	36.010	39.349	3.895
28.62.40.16.00	Threading tools for working metal	0	kg	17.451	19.907	599

Type of production: 0 – Production on own account, 1 – Contract processing

Production value sold: * - The data is less than measuring unit

INDUSTRIAL PRODUCTION IN 2009 – THE FIRST RELEASE OF PRODCOM RESULTS

Code	Product and activity	Type of production	Measuring unit	Total production	Production sold	Production value sold (in .000 KM)
28.62.40.27.00	Drilling tools with working part of sintered metal carbide, for working metal excluding unmounted sintered metal carbide plates, sticks, tips and the like for tools	0	kg	5.373	8.088	558
28.62.40.45.00	Boring or broaching tools (excluding work and tool holders for machines or hand tools, with diamond or agglomerated diamond working parts, for working metal, for earth boring)	0	kg	140	340	10
28.62.40.48.00	Broaching tools for working metal, with working part of materials other than diamond or agglomerated diamond	0	kg	194.132	201.594	8.823
28.62.40.71.00	Turning tools with working part of sintered metal carbide, for working metal excluding unmounted sintered metal carbide plates, sticks, tips and the like for tools	0	kg	12.783	19.005	342
28.62.40.89.00	Interchangeable tools in other materials	0	kg	64.053	54.076	1.804
28.62.50.33.00	Pressing, stamping or punching tools for working metal (excluding work and tool holders for machines or hand tools)	0	kg	64.200	64.200	1.811
28.63	Manufacture of locks and hinges					
28.63.11.50.00	Base metal motor vehicle locks	0	kg	121	160	5
28.63.13.30.00	Base metal clasps and frames with clasps, with locks (excluding fasteners and clasps for handbags, brief-cases and executive-cases)	1	kg	240	240	31
28.63.14.40.00	Base metal mountings, fittings and similar articles suitable for buildings (excluding hinges, castors, locks, keys, spy holes fitted with optical elements and key operated door bolts)	0	kg	29.185	29.185	67
28.63.14.50.00	Base metal mountings, fittings and similar articles suitable for furniture (excluding hinges, castors, locks and keys)	0	kg	1.050.808	1.000.315	2.511
28.63.14.60.00	Mountings, fittings, etc, for doors, staircases, of base metal	0	kg	127.561	128.476	632
28.7	Manufacture of other fabricated metal products					
28.71	Manufacture of steel drums and similar containers					
28.71.11.00.02	Other containers (excl. for gas) of iron or steel, capacity ≥ 50 l, ≤ 300 l	0	p/st	2.173	2.173	472
28.73	Manufacture of wire products					
28.73.11.30.00	Iron or steel stranded wire, ropes and cables (including stranded wires and wire ropes with or without attached fittings not electrically insulated) (excluding electrically insulated)	0+1	kg	699.178	698.868	3.851
		0	kg	673.322	673.322	3.804
		1	kg	25.856	25.546	47

Type of production: 0 – Production on own account, 1 – Contract processing

Production value sold: * - The data is less than measuring unit

INDUSTRIAL PRODUCTION IN 2009 – THE FIRST RELEASE OF PRODCOM RESULTS

Code	Product and activity	Type of production	Measuring unit	Total production	Production sold	Production value sold (in .000 KM)
28.73.13.20.00	Welded grill, netting and fencing manufactured from wire of a diameter of ≥ 3 mm, with mesh size of ≥ 100 cm ² including with a backing of paper as used in cementing and plastering	0+1	kg	63.115.575	62.543.605	49.972
		0	kg	61.552.444	60.980.474	49.861
		1	kg	1.563.131	1.563.131	112
28.73.13.30.00	Welded grill, netting and fencing, manufactured from wire < 3 mm diameter (including with a backing of paper as used in cementing and plastering)	0	kg	52.994.565	52.280.730	53.453
28.73.13.43.00	Woven, not welded, wire mesh, grill, netting and fencing (excluding plastic coated)	0	kg	1.719.256	1.701.144	3.860
28.73.14.10.00	Iron or steel drawing pins (excluding with copper or copper heads)	0	kg	76.065	79.215	137
28.73.14.20.00	Iron or steel nails cold-pressed from wire, in strips or coils (excluding with copper or copper alloy nail heads)	0	kg	207.000	206.000	283
28.73.14.50.00	Other nails or tacks cold-pressed from wire, of iron or steel, excluding plated or coated with white zinc, hardened, in strips or coils,...	0+1	kg	143.907	147.347	343
		0	kg	107.503	110.943	238
		1	kg	36.404	36.404	105
28.73.14.60.00	Iron or steel nails, tacks, corrugated nails or staples excluding cold-pressed from wire, with copper or copper alloy heads - staples in strips for use in offices, upholstery and packaging	0	kg	312.147	258.133	398
28.73.15.10.00	Base metal coated electrodes for electric arc-welding	0	kg	166.155	211.666	662
28.73.15.70.00	Base metal wire and rods of agglomerated base powder, used for metal spraying (including parts)	0	kg	5.955	5.955	8
28.74	Manufacture of fasteners, screw machine products, chain and springs					
28.74.11.13.00	Screws, turn. from bars... of a shank thickness ≤ 6 mm	0	kg	1.784.573	1.784.581	4.217
28.74.11.29.00	Other hexagon socket head screws	0	kg	37.015	36.940	111
28.74.11.83.00	Iron or steel nuts turned from bars, rods, profiles, or wire, of solid section, of a hole diameter ≤ 6 mm	0	kg	18.507	18.470	55
28.74.11.85.00	Stainless steel nuts (excluding those turned from bars, rods, profiles, or wire, of solid section, of a hole diameter ≤ 6 mm)	0	kg	1.670	1.670	4
28.74.11.90.00	Threaded articles, n.e.s., of iron or steel	0	kg	644.260	643.325	2.752
28.74.12.30.00	Iron or steel washers (excluding spring washers and other lock washers)	0	kg	2.275.552	2.215.883	9.809

Type of production: 0 – Production on own account, 1 – Contract processing

Production value sold: * - The data is less than measuring unit

INDUSTRIAL PRODUCTION IN 2009 – THE FIRST RELEASE OF PRODCOM RESULTS

Code	Product and activity	Type of production	Measuring unit	Total production	Production sold	Production value sold (in .000 KM)
28.74.14.33.00	Iron or steel cold-formed helical coil compression springs	0	kg	345.576	361.536	330
28.74.14.35.00	Iron or steel cold-formed helical coil tension springs	0	kg	319.528	320.543	266
28.74.14.55.00	Iron or steel discs springs	0	kg	306.365	306.365	641
28.74.20.50.00	Iron or steel chain excluding articulated link chain, skid chain, stud-link and welded link chain - chain saws, or other articles in which chains play a subsidiary role, surveying chains	0	kg	86.479	117.734	491
28.75	Manufacture of other fabricated metal products n.e.c.					
28.75.12.43.00	Table articles... of iron or steel, n.e.c.	1	kg	290.814	290.814	406
28.75.12.53.00	Table, kitchen, household articles and parts thereof... of copper	0	kg	1.401	1.401	93
28.75.12.80.00	Iron or steel wool, pot scourers and scouring or polishing pads, and gloves and the like	0	kg	19.816	19.595	334
28.75.23.50.00	Base metal staples in strips for use in offices, upholstery and packaging	0	kg	80.926	78.292	250
28.75.27.19.00	Cast articles of iron or steel, n.e.c.	0	kg	395.463	373.946	1.186
28.75.27.31.00	Iron or steel ladders and steps (excluding forged or stamped)	0	kg	59.717	59.717	185
28.75.27.37.00	Iron or steel non-mechanical ventilators, guttering, hooks and similar articles used in the building industry (excluding forged or stamped)	0	kg	62.564	68.841	71
28.75.27.49.00	Other ware	0+1	kg	7.196.938	5.281.273	6.434
		0	kg	6.971.348	5.055.683	6.314
		1	kg	225.590	225.590	120
28.75.27.55.00	Aluminium articles; inspection traps, gutters and gutter spouts, ladders and steps, thimbles, venetian blinds, cigarette cases, cosmetic/powder boxes and cases excluding of cast aluminium	0	kg	59.309	59.309	1.239
28.75.27.58.00	Articles of copper, n.e.c.	0	kg	94.856	93.244	1.285
28.75.27.83.00	Iron or steel flexible tubing (excluding rubber tubing incorporating or fitted with external metallic reinforcements, flexible tubing made into the form of machinery or vehicle parts)	0	kg	13.800	13.800	40
28.75.27.87.00	Base metal sign-plates, name-plates, address-plates and similar plates, numbers, letters and other symbols (excluding illuminated)	0	kg	26.383	26.868	514

Type of production: 0 – Production on own account, 1 – Contract processing

Production value sold: * - The data is less than measuring unit

INDUSTRIAL PRODUCTION IN 2009 – THE FIRST RELEASE OF PRODCOM RESULTS

Code	Product and activity	Type of production	Measuring unit	Total production	Production sold	Production value sold (in .000 KM)
DK	MANUFACTURE OF MACHINERY AND EQUIPMENT N.E.C.					
29	Manufacture of machinery and equipment n.e.c.					
29.1	Manufacture of machinery for the production and use of mechanical power, except aircraft, vehicle and cycle engines					
29.11	Manufacture of engines and turbines, except aircraft, vehicle and cycle engines					
29.11.92.00.00	Repair and maintenance of engines and turbines (excluding aircraft, vehicle and cycle engines)	0	ef.hrs	211.749	211.749	3.073
29.12	Manufacture of pumps and compressors					
29.12.21.70.00	Fuel, lubricating or cooling-medium pumps for internal combustion engines	0	p/st	197.578	213.448	9.434
29.12.36.30.00	Reciprocating displacement compressors having a gauge pressure capacity ≤ 15 bar, giving a flow ≤ 60 m ³ /hour	0	p/st	197	95	326
29.12.36.70.00	Reciprocating displacement compressors having a gauge pressure capacity > 15 bar, giving a flow per hour ≤ 120 m ³	0	p/st	9	13	282
29.12.41.30.00	Pneumatic equipment, spare parts and parts for assembly	0	kg	255.726	228.445	1.711
29.12.41.50.00	Hydraulic equipment, spare parts and parts for assembly	0+1	kg	27.457	27.457	841
		0	kg	27.346	27.346	837
		1	kg	111	111	4
29.12.42.00.00	Parts of pumps for liquids and for liquid elevators	0	kg	4.369	4.369	175
29.12.92.00.00	Repair and maintenance of pumps and compressors	0	ef.hrs	10.495	10.495	262
29.14	Manufacture of bearings, gears, gearing and driving elements					
29.14.24.40.00	Other gear boxes	0	kg	131.434	131.434	1.877
29.14.31.30.00	Balls, needles and rollers for ball or roller bearings	0	kg	985.390	1.118.970	5.383
29.14.33.50.00	Parts of transmission, cam and crankshafts, cranks, plain shaft bearings, gears, ball/roller screws, gearboxes, torque converters, flywheels, pulleys, clutches, shaft couplings, universal joints	0	kg	618.475	618.475	3.981
29.2	Manufacture of other general purpose machinery					
29.21	Manufacture of furnaces and furnace burners					
29.21.11.70.00	Mechanical stokers (including their mechanical grates, mechanical ash dischargers and similar appliances)	0	p/st	1	1	5
29.22	Manufacture of lifting and handling equipment					
29.22.11.50.00	Manually operated chain hoists (excluding of a kind used for raising vehicles, powered by an electric motor)	0	p/st	10	10	28

Type of production: 0 – Production on own account, 1 – Contract processing

Production value sold: * - The data is less than measuring unit

INDUSTRIAL PRODUCTION IN 2009 – THE FIRST RELEASE OF PRODCOM RESULTS

Code	Product and activity	Type of production	Measuring unit	Total production	Production sold	Production value sold (in .000 KM)
29.22.13.50.00	Hydraulic jacks and hoists for raising vehicles (excluding those for use in garages)	0	p/st	163	175	44
29.22.14.20.00	Overhead travelling cranes on fixed support	0	p/st	26	17	816
29.22.15.35.00	Self-propelled fork-lift trucks, rough terrain and other trucks, non-electric powered, with a lifting height <1m	0	p/st	3	3	90
29.22.17.70.00	Belt type continuous-action elevators and conveyors for goods or materials	0	p/st	2	2	27
29.22.19.30.00	Parts of machinery of HS 8425, 8427 and 8428 (excluding lift, skip hoists or escalators)	0	kg	774.256	768.531	3.908
29.22.20.00.00	Buckets, shovels, grabs and grips for ships' derricks, cranes, mobile lifting frames, works trucks fitted with crane, bulldozers, levelers, excavators, shovel loaders etc., for snow ploughs	0	kg	105.964	115.402	984
29.22.91.00.00	Installation of lifting and handling equipment (excluding lifts and escalators)	0	ef.hrs	626	626	20
29.22.92.00.00	Repair and maintenance of lifting and handling equipment	0	ef.hrs	29.846	29.846	1.235
29.23	Manufacture of non-domestic cooling and ventilation equipment					
29.23.12.20.00	Window or wall air conditioning systems, self-contained or split-systems	0	p/st	327	327	2.535
29.23.14.10.00	Machinery and apparatus for filtering or purifying air (excluding intake filters for internal combustion engines)	0	p/st	11.219	11.904	43
29.23.20.50.00	Centrifugal fans (excluding table, floor, wall, window, ceiling or roof fans with a self-contained electric motor of an output ≤ 125 W)	0	p/st	1.157	1.157	295
29.23.30.50.00	Parts for non-domestic refrigerating equipment (including evaporators and condensers)	0+1	p/st	375.923	375.923	1.015
		0	p/st	49.849	49.849	460
		1	p/st	326.074	326.074	555
29.23.30.90.00	Parts of non-domestic equipment of HS 8419	0	kg	42.000	42.000	651
29.24	Manufacture of other general purpose machinery n.e.c.					
29.24.13.30.00	Oil or petrol-filters for internal combustion engines	0	p/st	5.094.839	5.027.720	19.120
29.24.13.50.00	Intake air filters for internal combustion engines	0	p/st	1.393.074	1.427.071	10.077
29.24.21.70.00	Machinery for packing or wrapping (excluding for filling, closing, sealing, capsuling or labeling bottles, cans, boxes, bags or other containers)	0	p/st	15	15	188

Type of production: 0 – Production on own account, 1 – Contract processing

Production value sold: * - The data is less than measuring unit

INDUSTRIAL PRODUCTION IN 2009 – THE FIRST RELEASE OF PRODCOM RESULTS

Code	Product and activity	Type of production	Measuring unit	Total production	Production sold	Production value sold (in .000 KM)
29.24.52.50.00	Parts for filtering and purifying machinery and apparatus, for liquids or gases (excluding for centrifuges and centrifugal dryers)	0	kg	204.729	200.828	7.500
29.24.54.00.00	Non-automatic lubricating pots, greasing nipples, oil seal rings, hand wheels, levers, hand grips, safety guards and base plates for machinery	0	kg	38.000	38.000	426
29.24.92.00.00	Repair and maintenance of other general purpose machinery n.e.c.	0	ef.hrs	1.499	1.499	30
29.3	Manufacture of agricultural and forestry machinery					
29.32	Manufacture of other agricultural and forestry machinery					
29.32.32.30.00	Turners, side delivery rakes, and tedders	0	p/st	25	25	20
29.32.65.50.00	Other machinery of HS 8436	0	p/st	1.070	1.040	1.908
29.32.70.20.00	Parts of agricultural, horticultural or forestry machinery for soil preparation or cultivation	0	kg	5.710	5.710	80
29.32.70.50.00	Parts of machinery and apparatus of HS 8433	0	kg	39.532	39.532	428
29.4	Manufacture of machine tools					
29.41	Manufacture of portable hand held power tools					
29.41.11.03.00	Pneumatic rotary-type hand tools (including combined rotary-percussion)	0	p/st	1.358	1.379	300
29.41.11.05.00	Pneumatic hand tools (excluding rotary type)	0	p/st	62	69	58
29.41.11.15.00	Electropneumatic hand drills (including drilling, tapping or reaming machines, boring machines and rock drills)	0	p/st	73	49	30
29.41.11.90.00	Other electric tools	0	p/st	12	12	31
29.41.12.40.00	Parts for chainsaws and other hand tools with a self-contained motor (excluding for pneumatic tools)	0	kg	30.890	30.890	1.238
29.42	Manufacture of other metalworking machine tools					
29.42.33.33.00	Non-numerically controlled bending, folding, straightening or flattening machines for working flat metal products (including presses)	0	p/st	24	24	448
29.42.33.50.00	Non-numerically controlled shearing machines for working metal (including presses) (excluding combined punching and shearing machines)	0	p/st	7	7	219
29.42.33.70.00	Non-numerically controlled punching or notching machines for working metal (including presses, combined punching and shearing machines)	0	p/st	1	1	3
29.42.34.80.00	Other presses for making rivets, bolts and screws, nonnumerically controlled	0	p/st	2	2	24

Type of production: 0 – Production on own account, 1 – Contract processing

Production value sold: * - The data is less than measuring unit

INDUSTRIAL PRODUCTION IN 2009 – THE FIRST RELEASE OF PRODCOM RESULTS

Code	Product and activity	Type of production	Measuring unit	Total production	Production sold	Production value sold (in .000 KM)
29.42.40.50.00	Parts and accessories for metal forming machine-tools (excluding tool holders and self-opening dieheads, work holders, dividing heads and other special attachments for machine-tools)	0	kg	883.559	898.559	1.890
29.42.91.00.00	Installation services of metalworking machine tools	0	ef.hrs	7.156	7.156	143
29.42.92.00.00	Maintenance and repair services of metalworking machine tools	0	ef.hrs	6.922	6.922	239
29.43	Manufacture of other machine tools n.e.c.					
29.43.12.33.00	Band saws for working wood, cork, bone and hard rubber, hard plastics or similar hard materials	0	p/st	2.817	2.894	227
29.43.12.65.00	Bending or assembling machines for working wood, cork, bone, hard rubber, hard plastics or similar hard materials	0	p/st	1	1	35
29.43.12.70.00	Splitting, slicing or paring machines for working wood, cork, bone, hard rubber, hard plastics or similar hard materials	0	p/st	358	358	1.485
29.43.92.00.00	Maintenance and repair services of machine tools for working wood, cork, stone, hard rubber and similar hard materials	0	ef.hrs	663	663	24
29.5	Manufacture of other special purpose machinery					
29.51	Manufacture of machinery for metallurgy					
29.51.12.70.00	Parts of metal-rolling mills (excluding rolls)	0	kg	21.308	21.308	190
29.52	Manufacture of machinery for mining, quarrying and construction					
29.52.11.00.00	Continuous-action elevators and conveyors, for underground use	0	p/st	1	1	46
29.52.24.00.00	Ride-on compaction equipment and the like	0	p/st	49	49	51
29.52.40.30.00	Sorting, screening, separating, washing machines; crushing, grinding, mixing, kneading machines excluding concrete/mortar mixers, machines for mixing mineral substances with bitumen	0	p/st	9	9	1.586
29.52.40.80.00	Other machinery for earth, stone, ores, etc, n.e.c.	0	p/st	296	292	454
29.52.61.30.00	Parts for boring or sinking machinery	0	kg	28.162	31.162	1.796
29.52.61.50.00	Parts for earthmoving equipt., ships' derricks, cranes, mobile lifting frames excluding buckets, shovels, grabs, grips, blades (all types of construction equipt.), for boring/sinking machinery	0	kg	443.411	443.411	3.290
29.52.62.00.00	Parts of machinery of 8474	0	kg	179.917	179.917	3.585
29.52.91.00.00	Installation of machinery for mining, quarrying and construction	0	ef.hrs	33.644	33.644	672
29.52.92.00.00	Repair and maintenance of machinery for mining, quarrying and construction	0	ef.hrs	152.354	152.354	2.101

Type of production: 0 – Production on own account, 1 – Contract processing

Production value sold: * - The data is less than measuring unit

INDUSTRIAL PRODUCTION IN 2009 – THE FIRST RELEASE OF PRODCOM RESULTS

Code	Product and activity	Type of production	Measuring unit	Total production	Production sold	Production value sold (in .000 KM)
29.53	Manufacture of machinery for food, beverage and tobacco processing					
29.53.13.00.00	Machinery used in the milling industry or for the working of cereals or dried leguminous vegetables (excluding farm-type machinery)	0	p/st	6	6	153
29.53.16.13.00	Industrial bakery machinery (excluding non-electric ovens)	0	p/st	12	12	177
29.53.22.50.00	Parts of machinery of 8438	0	kg	16.570	16.570	247
29.53.91.00.00	Installation of machinery for food, beverage and tobacco processing	0	ef.hrs	111.064	111.064	2.573
29.53.92.00.00	Repair and maintenance of machinery for food, beverage and tobacco processing	0+1	ef.hrs	28.578	28.578	576
		0	ef.hrs	23.954	23.954	476
		1	ef.hrs	4.624	4.624	100
29.56	Manufacture of other special purpose machinery n.e.c.					
29.56.23.30.00	Extruders for working rubber or plastics, or for manufacturing rubber or plastic products	0	p/st	4	4	1.602
29.56.24.70.00	Injection or compression type mould tools for rubber or plastics	1	p/st	11	11	206
29.56.25.65.00	Machines and mechanical appliances, having individual functions, for mixing, kneading, crushing, grinding, screening, sifting, homogenizing, emulsifying or stirring (excluding robots)	0	p/st	8	8	1.318
29.56.26.30.00	Parts for machines for assembling electric/electronic lamps, tubes/valves/flashbulbs, in glass envelopes, for manufacturing/ hot working glass/glassware excluding moulds for glass making	0	kg	553.000	553.000	1.507
29.56.26.50.00	Parts for machinery for working rubber or plastics or for manufacturing rubber or plastic products (excluding moulding tools)	0	kg	11.289	11.289	110
29.56.26.70.00	Parts of machines of 8479	0	kg	3.450	3.450	86
29.56.92.00.00	Repair and maintenance of other special purpose machinery n.e.c.	0	ef.hrs	6.328	6.328	305
29.6	Manufacture of weapons and ammunition					
29.60	Manufacture of weapons and ammunition					
29.60.15.30.00	Parts and accessories of HS 9301 to 9304 (excluding military weapons)	0	kg	13.193	68	13
29.7	Manufacture of domestic appliances n.e.c.					
29.71	Manufacture of electric domestic appliances					
29.71.11.10.00	Combined refrigerators-freezers, with separate external doors	0	p/st	93.391	101.551	25.891
29.71.11.33.00	Household-type refrigerators (including compression-type, electrical absorption-type) (excluding built-in)	0	p/st	22.358	26.811	5.713

Type of production: 0 – Production on own account, 1 – Contract processing

Production value sold: * - The data is less than measuring unit

INDUSTRIAL PRODUCTION IN 2009 – THE FIRST RELEASE OF PRODCOM RESULTS

Code	Product and activity	Type of production	Measuring unit	Total production	Production sold	Production value sold (in .000 KM)
29.71.11.70.00	Upright freezers of a capacity ≤ 900 litres	0	p/st	23.045	20.266	5.567
29.71.15.30.00	Table, floor, wall, window, ceiling or roof fans, with a self-contained electric motor of an output ≤ 125 W	0	p/st	14.102	14.071	228
29.71.21.30.00	Domestic floor polishers with a self-contained electric motor	1	p/st	3.463	3.463	12
29.71.23.73.00	Electric steam irons (including cordless irons, tailors' or dressmakers' irons)	1	p/st	21.865	21.865	314
29.71.25.30.00	Electric instantaneous water heaters	0	p/st	77	44	16
29.71.25.50.00	Electric water heaters (including storage water heaters) (excluding instantaneous)	0	p/st	515	515	371
29.71.26.90.00	Other electric space heaters	0	p/st	232	220	12
29.71.30.30.00	Parts for electro-mechanical domestic appliances with a self-contained electric motor	1	kg	20.593	19.519	184
29.71.30.50.00	Parts for shavers and hair clippers with a self-contained electric motor	1	kg	220.826	228.177	831
29.72	Manufacture of non-electric domestic appliances					
29.72.11.50.00	Iron or steel solid fuel domestic cooking appliances and plate warmers (including those with subsidiary boilers for central heating)	0	p/st	6.143	6.303	1.801
29.72.12.70.00	Iron or steel solid fuel domestic appliances (including heaters, grates, fires and braziers; excluding cooking appliances and plate warmers)	0	p/st	2.130	1.925	1.270
29.72.14.00.00	Non-electric instantaneous or storage water heaters	0	p/st	214	214	7
29.72.20.00.00	Iron/steel parts for iron/steel stoves, ranges, grates, cookers, barbecues, braziers, gas-rings, plate warmers and similar non-electric domestic appliances for gas, liquid/solid fuels	0	kg	1.472	2.471	11
DL	MANUFACTURE OF ELECTRICAL AND OPTICAL EQUIPMENT					
30	Manufacture of office machinery and computers					
30.0	Manufacture of office machinery and computers					
30.01	Manufacture of office machinery					
30.01.13.50.00	Cash registers	0	p/st	19.459	21.024	5.260
30.02	Manufacture of computers and other information processing equipment					
30.02.11.00.00	Analogue or hybrid automatic data processing machines	0	p/st	332	332	338
30.02.12.00.00	Laptop PCs and palm-top organizers	0	p/st	3.847	3.847	2.773
30.02.13.00.00	Desk top PCs	0	p/st	11.697	11.696	8.661
30.02.14.00.00	Digital data processing machines: presented in the form of systems	0	p/st	15	15	56

Type of production: 0 – Production on own account, 1 – Contract processing

Production value sold: * - The data is less than measuring unit

INDUSTRIAL PRODUCTION IN 2009 – THE FIRST RELEASE OF PRODCOM RESULTS

Code	Product and activity	Type of production	Measuring unit	Total production	Production sold	Production value sold (in .000 KM)
30.02.16.70.00	Input or output units whether or not containing storage units in the same housing (including mouse) (excluding printers and keyboards)	0+1	p/sty	4.507	4.507	328
		0	p/st	702	702	321
		1	p/st	3.805	3.805	6
30.02.17.30.00	Central storage units	0	p/st	54	54	12
30.02.17.55.00	CD-ROM drives	0	p/st	7	7	*
30.02.17.90.00	Storage units (excluding central storage units, disk storage units and magnetic tape storage units)	0	p/st	11	11	*
30.02.18.00.00	Other machines for processing data, n.e.c.	0	p/st	101	96	846
30.02.19.00.00	Parts and accessories for computers and other data processing machines	0	kg	106	106	21
30.02.90.00.00	Installation of computers and other information processing equipment	0	ef.hrs	310.646	310.646	5.098
31	Manufacture of electrical machinery and apparatus n.e.c.					
31.1	Manufacture of electric motors, generators and transformers					
31.10	Manufacture of electric motors, generators and transformers					
31.10.31.13.00	Generating sets with compression-ignition internal combustion engines, of an output ≤ 7.5 kVA	0	p/st	3	2	9
31.10.31.15.00	Generating sets with compression-ignition internal combustion piston engines, of an output > 7.5 kVA but ≤ 75 kVA	0	p/st	24	18	341
31.10.31.30.00	Generating sets with compression-ignition internal combustion piston engines of an output > 75 kVA but ≤ 375 kVA	0	p/st	7	6	115
31.10.31.50.00	Generating sets with compression-ignition internal combustion piston engines of an output > 375 kVA but ≤ 750 kVA	0	p/st	65	65	1.500
31.10.32.35.00	Generating sets with spark-ignition internal combustion piston engines of an output > 7.5 kVA	0	p/st	13	13	308
31.10.42.33.00	Measuring transformers having a power handling capacity ≤ 1 kVA (including for voltage measurement)	0	p/st	37	37	714
31.10.42.35.00	Other transformers, n.e.s, power handling capacity ≤ 1 kVA	0	p/st	221.687	221.687	314
31.10.50.35.00	Rectifiers	0	p/st	738	738	2.686
31.10.50.55.00	Inverters having a power handling capacity > 7.5 kVA	0	p/st	220	220	2.650
31.10.50.80.00	Inductors (excluding induction coils, deflection coils for cathode-ray tubes, for discharge lamps and tubes)	0	p/st	3.944.861	3.944.861	3.494
31.10.61.00.00	Parts suitable for machines of 8501 or 8502	0	kg	220.270	220.270	6.105

Type of production: 0 – Production on own account, 1 – Contract processing

Production value sold: * - The data is less than measuring unit

INDUSTRIAL PRODUCTION IN 2009 – THE FIRST RELEASE OF PRODCOM RESULTS

Code	Product and activity	Type of production	Measuring unit	Total production	Production sold	Production value sold (in .000 KM)
31.10.62.05.00	Parts of transformers and inductors (excluding ferrite cores)	0	kg	1.905	1.905	118
31.10.92.00.00	Repair and maintenance of electric motors, generators and transformers	0+1	ef.hrs	159.528	159.528	2.283
		0	ef.hrs	86.938	86.938	1.993
		1	ef.hrs	72.590	72.590	290
31.2	Manufacture of electricity distribution and control apparatus					
31.20	Manufacture of electricity distribution and control apparatus					
31.20.10.10.00	Fuses for a voltage > 1 kV	0	p/st	6.297	5.873	235
31.20.10.30.00	Automatic circuit breakers for a voltage > 1 kV but ≤ 72.5 kV	0	p/st	16	16	1.036
31.20.10.40.00	Automatic circuit breakers for a voltage > 72.5 kV	0	p/st	3	3	150
31.20.10.53.00	Isolating switches and make-and-break switches for a voltage > 1 kV but ≤ 72.5 kV	0	p/st	22	22	27
31.20.10.70.00	Lightning arresters, voltage limiters and surge suppressors for a voltage > 1 kV	0	p/st	29	29	55
31.20.21.50.00	Fuses for a voltage ≤ 1 kV and for a current > 10 A but ≤ 63 A	0	p/st	19.797	16.677	105
31.20.21.70.00	Fuses for a voltage ≤ 1 kV and for a current > 63 A	0	p/st	35.253	33.765	170
31.20.22.30.00	Automatic circuit breakers for a voltage ≤ 1 kV and for a current ≤ 63 A	0	p/st	474.561	497.114	1.524
31.20.23.70.00	Electrical apparatus for protecting electrical circuits for a voltage ≤ 1 kV and for a current > 125 A (excluding fuses, automatic circuit breakers)	0	p/st	152	430	108
31.20.24.33.00	Relays for a voltage ≤ 60 V and for a current ≤ 2 A	0	p/st	1.113	1.082	26
31.20.24.50.00	Relays and contactors for a voltage > 60 V but ≤ 1 kV	0	p/st	893	1.329	82
31.20.25.00.01	Switches, n.e.c., voltage ≤ 1000 V, for safety, control and auxiliary circuits	0	p/st	280.516	276.095	918
31.20.25.00.02	Switches (n.e.c.) for voltage=1000V, for usage in electronics	0	p/st	347	347	149
31.20.25.00.03	Switches, n. e. c, voltage ≤ 1000 V, for industrial use and similar	0	p/st	2.009	1.931	354
31.20.25.00.04	Switches, n. e. c, voltage ≤ 1000 V, of electromechanically type, for use in electrical circuits	0	p/st	11.182	10.652	354
31.20.26.00.00	Lamp-holders for a voltage ≤ 1 kV	0	p/st	67.912	63.310	101
31.20.27.50.00	Plugs and sockets for a voltage ≤ 1 kV (excluding for coaxial cables, for printed circuits)	0	p/st	367.381	368.372	1.218
31.20.27.70.00	Connections and contact elements for wires and cables for a voltage ≤ 1 kV	0	p/st	28.150	44.625	30
31.20.27.80.00	Other apparatus for connections to or in electrical circuit, voltage ≤ 1000 V	0	p/st	1.956.400	1.956.400	656

Type of production: 0 – Production on own account, 1 – Contract processing

Production value sold: * - The data is less than measuring unit

INDUSTRIAL PRODUCTION IN 2009 – THE FIRST RELEASE OF PRODCOM RESULTS

Code	Product and activity	Type of production	Measuring unit	Total production	Production sold	Production value sold (in .000 KM)
31.20.31.70.00	Other bases for electric control, distribution of electricity, voltage ≤ 1000 V	0	p/st	2.277	2.277	2.983
31.20.40.30.00	Boards, panels, consoles, desks, cabinets and other bases for apparatus for electric control or the distribution of electricity (excluding those equipped with their apparatus)	0	p/st	5.282	4.743	2.833
31.20.91.00.00	Installation of electricity distribution and control apparatus	0	ef.hrs	98.665	98.665	9.083
31.20.92.00.00	Repair and maintenance of electricity distribution and control apparatus	0+1	ef.hrs	40.057	40.057	692
		0	ef.hrs	37.204	37.204	563
		1	ef.hrs	2.853	2.853	129
31.3	Manufacture of insulated wire and cable					
31.30	Manufacture of insulated wire and cable					
31.30.11.30.00	Insulated winding wire lacquered or enameled	0	kg	763.399	736.488	2.952
31.30.13.70.00	Insulated electric conductors whether or not fitted with connectors, for a voltage > 80 V but ≤ 1000 V	0	kg	7.259.207	6.961.330	30.317
31.30.14.00.00	Insulated electric conductors for voltage >1000V excluding wind- ing wire, coaxial cable and other coaxial electric conductors, ignition and other wiring sets used in vehicles, aircraft, ships	0	kg	8.243.922	7.401.750	29.848
31.4	Manufacture of accumulators, primary cells and primary batteries					
31.40	Manufacture of accumulators, primary cells and primary batteries					
31.40.21.30.00	Lead-acid accumulators for starting piston engines, of a weight ≤ 5 kg (excluding working with liquid electrolyte)	0	p/st	39.404	39.359	2.862
31.40.22.50.00	Lead-acid accumulators working with liquid electrolyte (excluding for starting piston engines, traction accumulators)	0	ce/el	1.107	1.107	1.030
31.5	Manufacture of lighting equipment and electric lamps					
31.50	Manufacture of lighting equipment and electric lamps					
31.50.14.60.00	Filament lamps for motor vehicles excluding sealed beam lamp units, tungsten halogen lamps	0	p/st	592	1.020	1
31.50.24.00.00	Illuminated signs, illuminated name-plates and the like (including road signs)	0	p/st	1.557	1.564	2.046
31.50.25.30.00	Chandeliers and other electric ceiling or wall lighting fittings (excluding those used for lighting public open spaces or thoroughfares)	0	p/st	24.130	17.559	940
31.50.33.00.00	Searchlights and spotlights (including for stage sets, photographic or film studios)	0	p/st	2.078	2.078	283

Type of production: 0 – Production on own account, 1 – Contract processing

Production value sold: * - The data is less than measuring unit

INDUSTRIAL PRODUCTION IN 2009 – THE FIRST RELEASE OF PRODCOM RESULTS

Code	Product and activity	Type of production	Measuring unit	Total production	Production sold	Production value sold (in .000 KM)
31.50.34.30.00	Electric lamps and lighting fittings, of plastic and other materials, of a kind used for filament lamps and tubular fluorescent lamps	1	p/st	18.744	18.744	404
31.6	Manufacture of electrical equipment n.e.c.					
31.61	Manufacture of electrical equipment for engines and vehicles n.e.c.					
31.61.21.30.00	Sparking plugs	0	p/st	4.033.217	4.059.606	3.221
31.61.22.30.00	Starter motors and dual purpose starter-generators	0	kg	524.061	524.642	4.936
31.61.22.50.01	Generators, n.e.c., for internal combustion engines; for motor vehicles other than cars	0	kg	4.485	6.118	37
31.61.22.50.02	Generators, n.e.c., for internal combustion engines, for automobiles	0	kg	5.132	5.132	425
31.61.22.70.00	Equipment, n.e.s, for internal combustion engines	0	kg	10.519	7.300	146
31.61.23.30.00	Electrical lighting or visual signaling equipment for motor vehicles (excluding electric filament or discharge lamps, sealed beam lamp units, ultraviolet, infrared and arc lamps)	0	kg	2.100	3.208	54
31.61.23.50.00	Electrical sound signaling equipment for motorcycles or motor vehicles	0	kg	2.158	1.521	55
31.61.24.30.00	Parts of electrical ignition or starting equipment, generators and cut-outs for internal combustion engines	0	kg	28.068	29.604	663
31.61.24.50.00	Parts of equipment of 8512	0	kg	4.891	10.862	571
31.62	Manufacture of other electrical equipment n.e.c.					
31.62.11.75.00	Indicator panels incorporating light emitting diodes (LED)	0	kg	2.318	2.318	38
31.62.16.70.00	Parts of electrical machines/apparatus with individual functions, n.e.c.	0	kg	1.035	1.574	50
31.62.16.90.00	Electrical parts of machinery or apparatus, n.e.c.	0	kg	5.305	5.305	413
31.62.91.00.00	Installation of other electrical equipment, excluding electrical signaling equipment for motorways, roads...	0	ef.hrs	6.197	6.197	15
31.62.92.00.00	Repair and maintenance of electrical equipment (excluding electricity distribution and control apparatus, motors, generators and transformers, television and radio transmitters)	0	ef.hrs	27.843	27.843	421
32	Manufacture of radio, television and communication equipment and apparatus					
32.1	Manufacture of electronic valves and tubes and other electronic components					
32.10	Manufacture of electronic valves and tubes and other electronic components					
32.10.12.75.00	Fixed multilayer ceramic capacitors	0	p/st	64.312	64.312	16
32.10.61.00.00	Cards incorporating an electronic integrated circuit (smart cards)	0	p/st	37	37	67

Type of production: 0 – Production on own account, 1 – Contract processing

Production value sold: * - The data is less than measuring unit

INDUSTRIAL PRODUCTION IN 2009 – THE FIRST RELEASE OF PRODCOM RESULTS

Code	Product and activity	Type of production	Measuring unit	Total production	Production sold	Production value sold (in .000 KM)
32.2	Manufacture of television and radio transmitters and apparatus for line telephony and line telegraphy					
32.20	Manufacture of television and radio transmitters and apparatus for line telephony and line telegraphy					
32.20.20.40.00	Telephonic or telegraphic switching apparatus (excluding relays and switching equipment such as selectors for automatic telephone exchangers)	0	p/st	5	5	42
32.20.91.00.00	Installation of television and radio transmitters	0	ef.hrs	6.700	6.700	16
32.3	Manufacture of television and radio receivers, sound or video recording or reproducing apparatus and associated goods					
32.30	Manufacture of television and radio receivers, sound or video recording or reproducing apparatus and associated goods					
32.30.52.50.00	Inside aerials for radio or television reception (including built-in types) (excluding aerial amplifiers and radio frequency oscillator units)	0	p/st	361.528	348.737	1.866
32.30.91.00.00	Installation services of professional radio, television, sound and video equipment	0	ef.hrs	54.062	54.062	865
33	Manufacture of medical, precision and optical instruments, watches and clocks					
33.1	Manufacture of medical and surgical equipment and orthopaedic appliances					
33.10	Manufacture of medical and surgical equipment and orthopaedic appliances					
33.10.15.17.00	Needles, catheters, cannulae and the like used in medical, surgical, dental or veterinary sciences (excluding tubular metal needles and needles for sutures)	0	p/st	58.161.970	58.161.970	2.582
33.10.15.53.00	Renal dialysis equipment	0	p/st	27.138	27.138	75
33.10.15.79.00	Other instruments and appliances: others	0	p/st	0	4	*
33.10.17.39.01	Orthopaedic shoes and similar orthopaedic appliances for feet	0	p/st	6.609	6.609	678
33.10.17.39.02	Orthopaedic appliances, including crutches, hernia bands and similar articles	0	p/st	4.507	4.507	335
33.10.17.39.03	Orthopaedic appliances, splints and other fracture appliances	0	p/st	97	97	29
33.10.17.55.00	Individual artificial teeth not made of plastics (including metal posts for fixing) (excluding dentures or part dentures)	0	p/st	1.852	1.852	102
33.10.17.59.00	Dental fittings (including dentures and part dentures, metal crowns, cast tin bars, stainless steel bars) (excluding individual artificial teeth)	0	p/st	414	414	41
33.10.17.90.00	Artificial parts of the body (excluding artificial teeth and dental fittings, artificial joints, orthopaedic and fracture appliances, heart pacemakers)	0	p/st	564	564	1.207
33.10.20.30.00	Dentists', barbers' or similar chairs and parts thereof (excluding dentists' spittoon mouth rinsers, chairs incorporating dental appliances)	0	p/st	58	58	4
33.10.20.50.01	Medical, surgical or veterinary furniture (excluding tables and seats specialized for X-ray purposes)	0	p/st	55	55	19
33.10.20.50.02	Peaces of medical, surgically and veterinary furniture (except tables and chairs for radiologic usage)	0	p/st	858	858	215

Type of production: 0 – Production on own account, 1 – Contract processing

Production value sold: * - The data is less than measuring unit

INDUSTRIAL PRODUCTION IN 2009 – THE FIRST RELEASE OF PRODCOM RESULTS

Code	Product and activity	Type of production	Measuring unit	Total production	Production sold	Production value sold (in .000 KM)	
33.2	Manufacture of instruments and appliances for measuring, checking, testing, navigating and other purposes, except industrial process control equipment						
33.20	Manufacture of instruments and appliances for measuring, checking, testing, navigating and other purposes, except industrial process control equipment						
33.20.51.19.00	Other thermometers, not with other instruments, liquid, for direct reading		0	p/st	1.119	1.447	45
33.20.52.83.00	Electronic instruments and apparatus for measuring variables of liquids/gases (including heat meters; excluding for measuring pressure/flow/level of liquids)		0	p/st	2.213	2.039	1.139
33.20.63.30.00	Gas supply or production meters (including calibrated)		0	p/st	625	624	132
33.20.63.70.00	Electricity supply or production meters (including calibrated) (excluding voltmeters, ammeters, wattmeters and the like)		0	p/st	84.662	82.534	6.031
33.20.70.50.00	Hydraulic or pneumatic automatic regulating or controlling instruments and apparatus		0	p/st	618	613	111
33.20.83.33.00	Parts and accessories for electricity supply or production meters		0	kg	14.690	10.190	270
33.20.91.00.00	Installation of instruments and apparatus for measuring, checking, testing, navigating and other purposes (excluding industrial process control equipment)		0	ef.hrs	3.599	3.599	111
33.20.92.00.00	Repair and maintenance of instruments and apparatus for measuring, checking, testing, navigating and other purposes (excluding industrial process control equipment)		0	ef.hrs	832	832	37
33.3	Manufacture of industrial process control equipment						
33.30	Manufacture of industrial process control equipment						
33.30.10.00.00	Design and assembly of industrial process control equipment and automated production plants		0+1	ef.hrs	10.730	10.730	165
			0	ef.hrs	5.283	5.283	98
			1	ef.hrs	5.447	5.447	67
33.4	Manufacture of optical instruments and photographic equipment						
33.40	Manufacture of optical instruments and photographic equipment						
33.40.11.59.00	Unmounted spectacle lenses for the correction of vision, with both sides finished other than single focal lenses		0	p/st	5.173	5.173	340
33.40.23.10.00	Telescopic sights for fitting to arms; periscopes; telescopes...		0	p/st	868	927	1.321
33.40.24.10.00	Parts and accessories (including mountings) of binoculars, etc.		0	p/st	131	370	23
DM	MANUFACTURE OF TRANSPORT EQUIPMENT						
34	Manufacture of motor vehicles, trailers and semi-trailers						
34.1	Manufacture of motor vehicles						
34.10	Manufacture of motor vehicles						
34.10.13.00.04	Diesel and semi-diesel fuelled engines, of power \geq 110 kW, but < 165 kW		0	p/st	20	22	363

Type of production: 0 – Production on own account, 1 – Contract processing

Production value sold: * - The data is less than measuring unit

INDUSTRIAL PRODUCTION IN 2009 – THE FIRST RELEASE OF PRODCOM RESULTS

Code	Product and activity	Type of production	Measuring unit	Total production	Production sold	Production value sold (in .000 KM)
34.2	Manufacture of bodies (coachwork) for motor vehicles; manufacture of trailers and semi-trailers					
34.20	Manufacture of bodies (coachwork) for motor vehicles; manufacture of trailers and semi-trailers					
34.20.10.50.00	Bodies for lorries, vans, buses, coaches, tractors, dumpers and special purpose motor vehicles including completely equipped and incomplete bodies, vehicles for the transport of ≥ 10 persons	0	p/st	671	669	847
34.3	Manufacture of parts and accessories for motor vehicles and their engines					
34.30	Manufacture of parts and accessories for motor vehicles and their engines					
34.30.12.00.00	Parts suitable for use solely or principally with compression-ignition internal combustion piston engines	0	kg	2.367.689	2.367.689	4.933
34.30.20.25.00	Brakes and servo-brakes and their parts (excluding mounted brake linings)	0	kg	2.669.240	2.465.620	10.563
34.30.20.63.00	Silencers and exhaust pipes	0	kg	1.685	26.535	133
34.30.20.65.00	Clutches and parts thereof	0	kg	2.100	450	21
34.30.20.67.00	Steering wheels, steering columns and steering boxes	0	kg	9.146	18.003	222
34.30.20.90.00	Other parts and accessories, n.e.c., for vehicles of HS 8701 to 8705	0+1	kg	5.089.391	5.088.192	109.093
		0	kg	5.088.616	5.087.417	109.021
		1	kg	775	775	72
34.30.30.90.00	Parts and accessories of bodies (including cabs), n.e.c.	0	kg	954.601	954.601	5.018
35	Manufacture of other transport equipment					
35.1	Building and repairing of ships and boats					
35.11	Building and repairing of ships					
35.11.21.90.00	Non-sea going ferry boats, cruise ships, excursion boats and similar vessels	0	p/st	5	5	155
35.11.91.00.00	Repairing of ships, boats and floating structures (excluding yachts, other pleasure or sports vessels, rowing boats and canoes)	1	ef.hrs	170.544	170.544	3.240
35.12	Building and repairing of pleasure and sporting boats					
35.12.13.30.00	Sea-going motorboats for pleasure or sports (excluding outboard motorboats)	0	p/st	116	139	469
35.2	Manufacture of railway and tramway locomotives and rolling stock					
35.20	Manufacture of railway and tramway locomotives and rolling stock					
35.20.40.30.00	Parts of locomotives or rolling-stock	0	kg	97.837	96.553	1.299
35.20.91.00.00	Repair and maintenance of railway and tramway locomotives and rolling-stock and of mechanical (and electro mechanical) signalling, safety or traffic control equipment	0	ef.hrs	839.942	839.942	7.117
35.3	Manufacture of aircraft and spacecraft					
35.30	Manufacture of aircraft and spacecraft					
35.30.92.30.00	Reconditioning of aircraft engines	0	ef.hrs	87.864	87.864	3.432

Type of production: 0 – Production on own account, 1 – Contract processing

Production value sold: * - The data is less than measuring unit

INDUSTRIAL PRODUCTION IN 2009 – THE FIRST RELEASE OF PRODCOM RESULTS

Code	Product and activity	Type of production	Measuring unit	Total production	Production sold	Production value sold (in .000 KM)
35.4	Manufacture of motorcycles and bicycles					
35.42	Manufacture of bicycles					
35.42.10.50.00	Non-motorized bicycles and other cycles with ball bearings (including delivery tricycles)	0	p/st	5.316	5.249	629
35.42.20.13.00	Frames for bicycles, other non-motorized cycles and side-cars (excluding parts of frames)	0	p/st	863	863	93
35.5	Manufacture of other transport equipment n.e.c.					
35.50	Manufacture of other transport equipment n.e.c.					
35.50.10.00.01	Other vehicles: barrows, luggage trucks and like	0	p/st	1.475	1.471	66
DN	MANUFACTURING N.E.C.					
36	Manufacture of furniture; manufacturing n.e.c.					
36.1	Manufacture of furniture					
36.11	Manufacture of chairs and seats					
36.11.11.55.01	Upholstered swivel armchairs, with seat height and backrest angle adjustment, fitted with castors or glides (excl. medical, dental, barber etc. seats)	0	p/st	657	668	133
36.11.11.55.02	Upholstered swivel seats, with seat height and backrest angle adjustment, fitted with castors or glides (excl. medical, dental, barber etc. seats)	0	p/st	2.180	2.175	190
36.11.11.70.00	Upholstered seats with metal frames (excluding swivel seats, medical, surgical, dental or veterinary seats, barbers' or similar chairs, for motor vehicles, for aircraft)	0	p/st	570	570	116
36.11.11.90.00	Non-upholstered seats with metal frames (excluding medical, surgical, dental or veterinary seats, barbers' or similar chairs, swivel seats)	0+1	p/st	94.095	92.834	1.783
		0	p/st	35.623	34.362	1.617
		1	p/st	58.472	58.472	166
36.11.12.10.01	Armchairs convertible into beds (excl. garden armchairs or camping equipment)	0	p/st	10.868	10.756	1.941
36.11.12.10.02	Two seat couches convertible into beds (excl. those gardens or camping)	0	p/st	22.973	23.035	6.011
36.11.12.10.03	Three seat couches convertible into beds (excl. those gardens or camping)	0	p/st	38.931	39.947	13.832
36.11.12.50.01	Upholstered seats with wooden frames, used in office	0	p/st	3.604	4.365	998
36.11.12.50.02	Upholstered armchairs, with wooden frames, used in office	0	p/st	543	543	77
36.11.12.50.03	Upholstered chairs with wooden frames for office use	0	p/st	259	290	30
36.11.12.50.05	Other upholstered seats, with bended wooden frames, other than for office	0	p/st	110.312	108.665	6.365
36.11.12.50.06	Other upholstered armchairs, with wooden frames, n.e.c, other than for office	0	p/st	11.007	10.943	2.175
36.11.12.50.07	Other upholstered chairs, with wooden frames, n.e.c, other than for office	0	p/st	203.483	199.736	13.060
36.11.12.50.08	Other upholstered benches, with wooden frames, other than for office	0	p/st	111	284	80
36.11.12.50.09	Upholstered seats, with wooden frames, n.e.c., other than for office	0	p/st	974.680	962.666	41.092

Type of production: 0 – Production on own account, 1 – Contract processing

Production value sold: * - The data is less than measuring unit

INDUSTRIAL PRODUCTION IN 2009 – THE FIRST RELEASE OF PRODCOM RESULTS

Code	Product and activity	Type of production	Measuring unit	Total production	Production sold	Production value sold (in .000 KM)
36.11.12.90.01	Non-upholstered wooden armchairs		0 p/st	7.790	7.788	279
36.11.12.90.02	Non-upholstered wooden seats, other		0 p/st	223.300	212.349	7.549
36.11.13.00.00	Other seats, of 94.01, n.e.c.		0 p/st	6.725	6.854	627
36.11.14.10.00	Wooden parts for seats (excluding for medical, surgical dental or veterinary seats, for barbers' and similar chairs, of a kind used for aircraft)		0 p/st	1.788.840	1.713.066	5.570
36.12	Manufacture of other office and shop furniture					
36.12.11.50.00	Other metal office furniture, height ≤ 80 cm		0 p/st	6.018	6.018	124
36.12.11.90.00	Other metal office furniture, height > 80 cm		0 p/st	2.864	2.864	466
36.12.12.30.00	Office wooden desks, height ≤ 80cm including system furniture and components, fixed pedestals		0 p/st	15.680	15.608	2.185
36.12.12.50.01	Wooden tables of a kind used in offices, n.e.c., height ≤ 80 cm		0 p/st	85	85	42
36.12.12.50.02	Wooden furniture of a kind used in offices, n.e.c., height ≤ 80 cm		0 p/st	567	567	375
36.12.12.70.00	Wooden furniture used in offices, cupboards with doors, cabinets, height > 80 cm		0 p/st	5.289	5.251	1.333
36.12.12.90.00	Other office wooden furniture, height > 80 cm (excluding cupboards with doors, shutters or flaps, filing, card index and other cabinets, seats)		0 p/st	737	719	143
36.12.13.00.01	Wooden desks and counters for shops		0 p/st	191	191	130
36.12.13.00.02	Wooden furniture for shops, including shower cases, shelf cases, counters etc.		0 p/st	5.056	5.056	327
36.12.13.00.03	Other wooden furniture for shops		0 p/st	2.580	2.581	179
36.13	Manufacture of other kitchen furniture					
36.13.10.50.01	Wooden units for fitted kitchens, compatibles		0 p/st	1.977	1.862	446
36.13.10.50.02	Wooden kitchen cupboards		0 p/st	2.785	2.443	663
36.13.10.50.03	Wooden cabinets		0 p/st	13.118	15.056	2.149
36.13.10.50.04	Kitchen sink cabinets made of wood		0 p/st	29.428	29.857	1.479
36.13.10.50.05	Wall mounted kitchen elements made of wood		0 p/st	25.961	28.870	3.327
36.13.10.50.06	Kitchen desks and counters made of wood		0 p/st	4.038	5.611	502
36.13.10.50.07	Wooden kitchen furniture: fitted kitchens		0 p/st	23.272	31.939	5.205
36.13.10.90.01	Wooden kitchen tables		0 p/st	70.098	65.360	13.081
36.13.10.90.02	Other wooden kitchen furniture n.e.c. (excl. fitted kitchens)		0 p/st	124.631	113.867	31.646
36.14	Manufacture of other furniture					
36.14.11.00.00	Metal furniture excluding office, medical, surgical, dental or veterinary furniture; barbers' chairs - cases and cabinets specially designed for hi-fi systems, videos or televisions		0 kg	192.115	195.110	817
36.14.12.30.01	Wooden French beds		0 p/st	8.761	8.343	2.500
36.14.12.30.02	Wooden beds for children		0 p/st	11.385	11.039	1.887
36.14.12.30.03	Wooden couches for the bedroom		0 p/st	79.010	76.472	12.283
36.14.12.30.04	Wooden furniture compatibles for the bedroom		0 p/st	5.771	6.054	1.423
36.14.12.30.05	Wooden furniture: wardrobes (clothes and linen)		0 p/st	36.204	35.541	10.006
36.14.12.30.06	Wooden furniture: floor-standing mirrors		0 p/st	698	654	59
36.14.12.30.07	Wooden furniture: night cabinets		0 p/st	7.584	6.865	290

Type of production: 0 – Production on own account, 1 – Contract processing

Production value sold: * - The data is less than measuring unit

INDUSTRIAL PRODUCTION IN 2009 – THE FIRST RELEASE OF PRODCOM RESULTS

Code	Product and activity	Type of production	Measuring unit	Total production	Production sold	Production value sold (in .000 KM)
36.14.12.30.08	Wooden furniture: commodes (with drawers)		0 p/st	7.731	6.003	1.895
36.14.12.30.09	Wooden bedroom furniture, n.e.c.		0 p/st	3.462	3.096	1.777
36.14.12.50.01	Wooden furniture for the dining-room and living-room, combinable		0 p/st	512.904	528.948	18.329
36.14.12.50.02	Wooden furniture: shower cases		0 p/st	23.031	21.824	8.042
36.14.12.50.03	Wooden furniture: shelf -cases		0 p/st	6.909	6.984	2.883
36.14.12.50.04	Wooden furniture: shelves for books and like		0 p/st	226.107	194.384	4.784
36.14.12.50.05	Other wooden furniture for the dining-room and living-room		0+1 p/st	87.280	83.457	12.812
			0 p/st	77.719	75.352	12.001
			1 p/st	9.561	8.105	811
36.14.13.00.01	Combinable wooden furniture for the bathroom		0 p/st	2.160	2.170	116
36.14.13.00.02	Other wooden furniture for the bathroom		0 p/st	42.501	42.106	1.559
36.14.13.00.03	Wooden furniture for gardens		0 p/st	8.731	8.696	684
36.14.13.00.04	Wooden furniture for footwear		0 p/st	9.463	9.151	826
36.14.13.00.05	Wooden furniture for hallways, other		0 p/st	5.851	5.836	1.738
36.14.13.00.06	Wooden furniture n.e.c, other		0 p/st	62.880	62.294	1.248
36.14.13.00.07	Wooden furniture, other		0 p/st	37.805	38.002	3.138
36.14.14.30.00	Furniture of plastics excluding medical, surgical, dental or veterinary furniture - cases and cabinets specially designed for hi-fi systems, videos and televisions		0 p/st	0	2.349	116
36.14.14.50.00	Furniture of materials other than metal, wood or plastic excluding seats, cases and cabinets specially designed for hi-fi systems, videos and televisions		0 p/st	2.422	28.125	3.291
36.14.15.30.00	Parts of metal furniture excluding for medical, surgical, dental or veterinary furniture, seats, barbers' chairs - for specially designed furniture for hi-fi systems, videos or televisions		0 kg	34.160	34.160	109
36.14.15.50.00	Parts of wooden furniture excluding for medical, surgical, dental or veterinary furniture, seats - for specially designed furniture for hi-fi systems, videos or televisions		0 m ³	10.245	10.030	14.443
36.14.15.90.00	Parts of furniture other than of wood or metal excluding for medical, surgical, dental or veterinary furniture, seats,barbers' chairs - for furniture designed for hi-fi, videos or televisions		0 kg	2.170	2.170	46
36.15	Manufacture of mattresses					
36.15.11.00.00	Mattress supports (including wooden or metal frames fitted with springs or steel wire mesh, upholstered mattress bases, with wooden slats, divans)		0 p/st	253.943	253.943	25.680
36.15.12.70.00	Mattresses with spring interiors (excluding of cellular rubber or plastics)		0 p/st	12.948	13.062	929
36.15.12.90.00	Mattresses (excluding with spring interiors, of cellular rubber or plastics)		0 p/st	6	20	1
36.5	Manufacture of games and toys					
36.50	Manufacture of games and toys					
36.50.20.93.00	Wooden construction sets and constructional toys (excluding scale model assembly kits)		0 p/st	1.673	1.673	11

Type of production: 0 – Production on own account, 1 – Contract processing

Production value sold: * - The data is less than measuring unit

INDUSTRIAL PRODUCTION IN 2009 – THE FIRST RELEASE OF PRODCOM RESULTS

Code	Product and activity	Type of production	Measuring unit	Total production	Production sold	Production value sold (in .000 KM)
36.50.43.30.00	Games operated by coins, banknotes, discs or other similar articles (excluding bowling alley equipment)		0 p/st	2.241	2.243	4.295
36.50.43.59.00	Other articles for funfair		0 kg	123.796	123.796	397
36.6	Miscellaneous manufacturing n.e.c.					
36.63	Other manufacturing n.e.c.					
36.63.23.55.00	Parts of articles of HS 9608		0 p/st	99.980	99.980	40
36.63.25.30.00	Date, sealing or numbering stamps, ..., for use in the hand		0 p/st	3.648	3.648	95
36.63.31.30.00	Umbrellas, sun umbrellas, walking-stick umbrellas, garden umbrellas and similar umbrellas (excluding umbrella cases)		0 p/st	313	313	686
36.63.71.50.00	Festive, carnival or other entertainment articles, n.e.c.		0 p/st	1.774	1.774	17
36.63.75.00.00	Candles, tapers and the like (including night lights fitted with a float) (excluding anti-asthmatic candles, wax matches or vestas, sulphur-treated bands, wicks and candles)		0 kg	108.633	108.633	645
37	Recycling					
37.1	Recycling of metal waste and scrap					
37.10	Recycling of metal waste and scrap					
37.10.10.00.01	Secondary raw materials recovered from iron and non-alloyed steel wastes		0 kg	52.301.165	49.898.706	14.816
37.10.10.00.02	Secondary raw materials recovered from alloyed steel wastes		0 kg	32.120	32.120	101
37.10.10.00.03	Secondary raw materials recovered from copper and copper alloy wastes		0 kg	1.248.609	1.258.025	7.337
37.10.10.00.04	Secondary raw materials recovered from aluminium and aluminium alloy wastes		0 kg	1.309.125	1.195.807	1.787
37.10.10.00.05	Secondary raw materials recovered from lead and lead alloy wastes		0 kg	448.454	400.697	339
37.10.10.00.06	Secondary raw materials recovered from zinc and zinc alloy wastes		0 kg	47.266	47.274	40
37.10.10.00.07	Metallic secondary resources, from silver, from gold, from platinum and their alloys		0 kg	66	64	33
37.10.10.00.08	Secondary raw materials recovered from other metals and their alloy wastes		0 kg	450.406	449.778	1.355
37.2	Recycling of non-metal waste and scrap					
37.20	Recycling of non-metal waste and scrap					
37.20.10.10.01	Secondary raw materials recovered from paper wastes		0 kg	15.820.497	15.820.497	1.418
37.20.10.10.04	Secondary raw materials recovered from plastic wastes		0 kg	661.876	636.593	310
37.20.10.10.06	Secondary raw materials recovered from other non-metallic wastes and scraps, of chemical origin		0 kg	26.250	26.250	11
E	ELECTRICITY, GAS AND WATER SUPPLY					
40	Electricity, gas, steam and hot water supply					
40.1	Production and distribution of electricity					
40.11	Production of electricity					
40.11.10.20.02	Electricity, from other plants using thermal energy		0 MWh	39.888	0	0
40.11.10.30.01	Electricity, from public thermal power plants		0 MWh	9.109.836	8.235.885	708.537

Type of production: 0 – Production on own account, 1 – Contract processing

Production value sold: * - The data is less than measuring unit

INDUSTRIAL PRODUCTION IN 2009 – THE FIRST RELEASE OF PRODCOM RESULTS

Code	Product and activity	Type of production	Measuring unit	Total production	Production sold	Production value sold (in .000 KM)
40.11.10.30.02	Electricity, from other thermal power plants		0 MWh	134.231	2.131	144
40.11.10.72.01	Hydro electricity, generated by public hydro plants		0 MWh	6.340.608	6.312.334	301.453
40.11.10.72.02	Electric energy from other hydroelectric power plant		0 MWh	4.325	4.325	294
40.2	Manufacture of gas; distribution of gaseous fuels through mains					
40.22	Distribution and trade of gaseous fuels through mains					
40.22.11.10.00	Natural gas distribution services through gas mains		0 1000 m ³	140.435	140.435	109.191
40.3	Steam and hot water supply					
40.30	Steam and hot water supply					
40.30.10.10.00	Steam generation		0 TJ	7.186	1.182	22.580
40.30.10.20.00	Warm and hot water generation		0 TJ	2.025	2.025	11.486
40.30.10.30.00	Used heat		0 TJ	83	83	199
40.30.10.90.00	Steam, hot and warm water supply services		0 TJ	794	794	14.589

Type of production: 0 – Production on own account, 1 – Contract processing

Production value sold: * - The data is less than measuring unit

ANEX I: OVERVIEW - GRAPHS

INDUSTRIAL PRODUCTION IN BOSNIA AND HERZEGOVINA 2009

DATA COLLECTION AND PUBLISHING

Basic statistics on industrial production in Bosnia and Herzegovina have been compiled using data collected in both entities (for Federation of Bosnia and Herzegovina data was collected by Federal Office of Statistics – FIS and for Republika Srpska by Republika Srpska Institute of Statistics – RSIS) and in Brčko District (data collected by District Brčko Branch Office of Agency for Statistics of Bosnia and Herzegovina – EDB).

In the process of data collection and data processing for 2009, the single Nomenclature of industrial products NIP BiH 2005 was used (based on EU PRODCOM list from 2005). Nomenclature of Industrial Products of Bosnia and Herzegovina NIP BiH 2005 was published in Official Gazette of Bosnia and Herzegovina, No. 19/06 dated on 20. 03. 2006 and it was introduced as obligatory standard for all statistical surveys in industry and for all other statistical surveys and activities that require collection, processing and presentation of results, based on industrial products. Fully harmonized and consolidated methodological approach was applied in all data collecting and data processing activities.

Compiled PRODCOM statistics on industrial production in BiH are published in electronic form at Agency for Statistics of Bosnia and Herzegovina web site and also in the form of paper publication (annual thematic bulletin TB 05) showing the production results of industrial enterprises in BiH (classified by main activity in section C, D or E) as well as business unit (establishments) of non-industrial enterprises that are engaged in industrial activities. Results are distinguished by type of production:

Data on production on own account i.e. the production accomplished by the statistical unit on own account, utilizing the purchased or its own raw materials (type: 0),

Data on contract processing i.e. on service processing in industry that takes place when business subject, based on contract agreement, utilizes material supplied free of charge by the principal (unit that orders the production) and produces or processes certain product defined by the nomenclature of industrial products. (Type: 1),

Data on total production of each PRODCOM product i.e. sum of the production on own account and contract processing (type: 0+1).

Data on volume of industrial production accomplished, as well as data on market effect of such a production (production sold in terms of quantity and value) are selected for publishing, grouped by sections, subsections, divisions, groups and classes of Classification of Activities of Bosnia and Herzegovina NIP BiH.

Main aggregated results, structure of the production and comparison of 2009 data with data of previous years are illustrated in a set of overview graphs.

A set of the overview graphs are prepared based on annual data for the period 2005 to 2009.

A thorough revision of historical data for the period 2005 – 2008 was done, such to include all changes and corrections that took place after the publishing the first results.

It is important to note that data on distribution and trading of electrical energy is excluded because of unequal quality of the data.

Because of different measuring unit used for PRODCOM product, it has only been possible to aggregate and compare value data on sales or production. We decided to compare sales data because the data were directly collected from statistical units.

MAIN AGREGATED RESULTS FOR 2009– OVERVIEW TABLES

Table 1: Sales Value of Industrial Production in BiH - 2009					
in million KM					
Type of Production	Region	Section			
		C	D	E**)	Total
Production on own Account (0)	BiH	604,0	5.650,6	1.168,5	7.423,1
	F BiH	485,2	3.828,3	790,7	5.104,2
	RS	118,4	1.764,5	377,8	2.260,7
	DB	0,4	57,9	0,0	58,2
Contract Production (1)	BiH	0,2	323,0	0,0	323,2
	F BiH	0,0	151,2	0,0	151,2
	RS	0,2	171,0	0,0	171,2
	DB	0,0	0,7	0,0	0,7
Total Production (0+1)	BiH	604,2	5.973,6	1.168,5	7.746,3
	F BiH	485,2	3.979,5	790,7	5.255,4
	RS	118,6	1.935,5	377,8	2.431,9
	DB	0,4	58,6	0,0	59,0

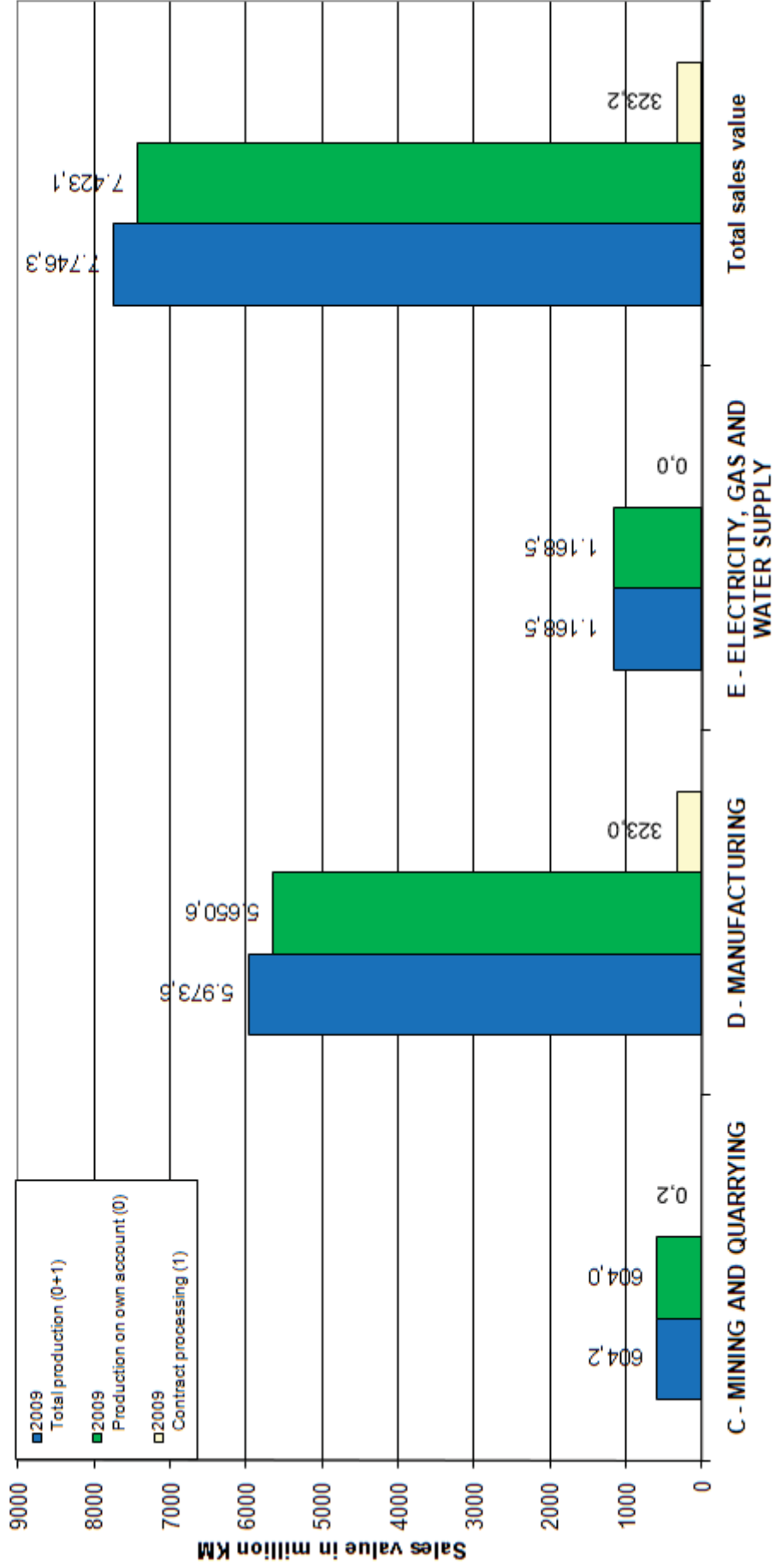
Table 2: Industrial Production on own Account in BiH						
Activity Section/Subsection		Sales value in million KM				
		2005*)	2006*)	2007*)	2008*)	2009
C	MINING AND QUARRYING	468,5	520,0	578,2	655,0	604,0
CA	Coal, lignite, peat	292,9	338,6	382,8	428,5	439,8
CB	Ores and stone	175,6	181,4	195,4	226,5	164,2
D	MANUFACTURING	4.504,6	5.338,4	6.120,2	7.093,5	5.650,6
DA	Food products, beverages and tobacco	1146,6	1256,1	1427,5	1648,8	1649,8
DB	Textiles and textile products	206,3	47,7	47,4	91,5	85,3
DC	Leather and leather products	13,3	16,7	19,4	12,7	14,0
DD	Wood and wood products	323,1	387,6	430,6	447,6	339,7
DE	Pulp, paper and paper products; publishing and printing	199,1	231,7	272,2	312,5	335,1
DF	Coke, refined petroleum products	177,2	161,6	214,2	261,5	160,9
DG	Chemicals, chemical products and man-made fibres	216,3	250,3	277	337,6	342,3
DH	Rubber and plastic products	149,6	174,4	196	216,4	190,5
DI	Non-metallic mineral products	289,3	353,3	402,4	516,3	390,6
DJ	Basic metals and fabricated metal products	1081,3	1618,5	1901	2242,3	1352,3
DK	Machinery and equipment n.e.c.	106,5	111,5	146,7	194	147,9
DL	Electrical and optical equipment	120	148,6	195,3	228,1	165,6
DM	Transport equipment	227,8	272,7	211,4	191,3	144,4
DN	Other products n.e.c	248,2	307,7	379,1	392,9	332,2
E	ELECTRICITY, GAS AND WATER SUPPLY	876,2	899,8	895,2	1.113,8	1.168,5
Total		5.849,3	5.849,3	6.758,2	7.593,6	7423,1

*) Revised data

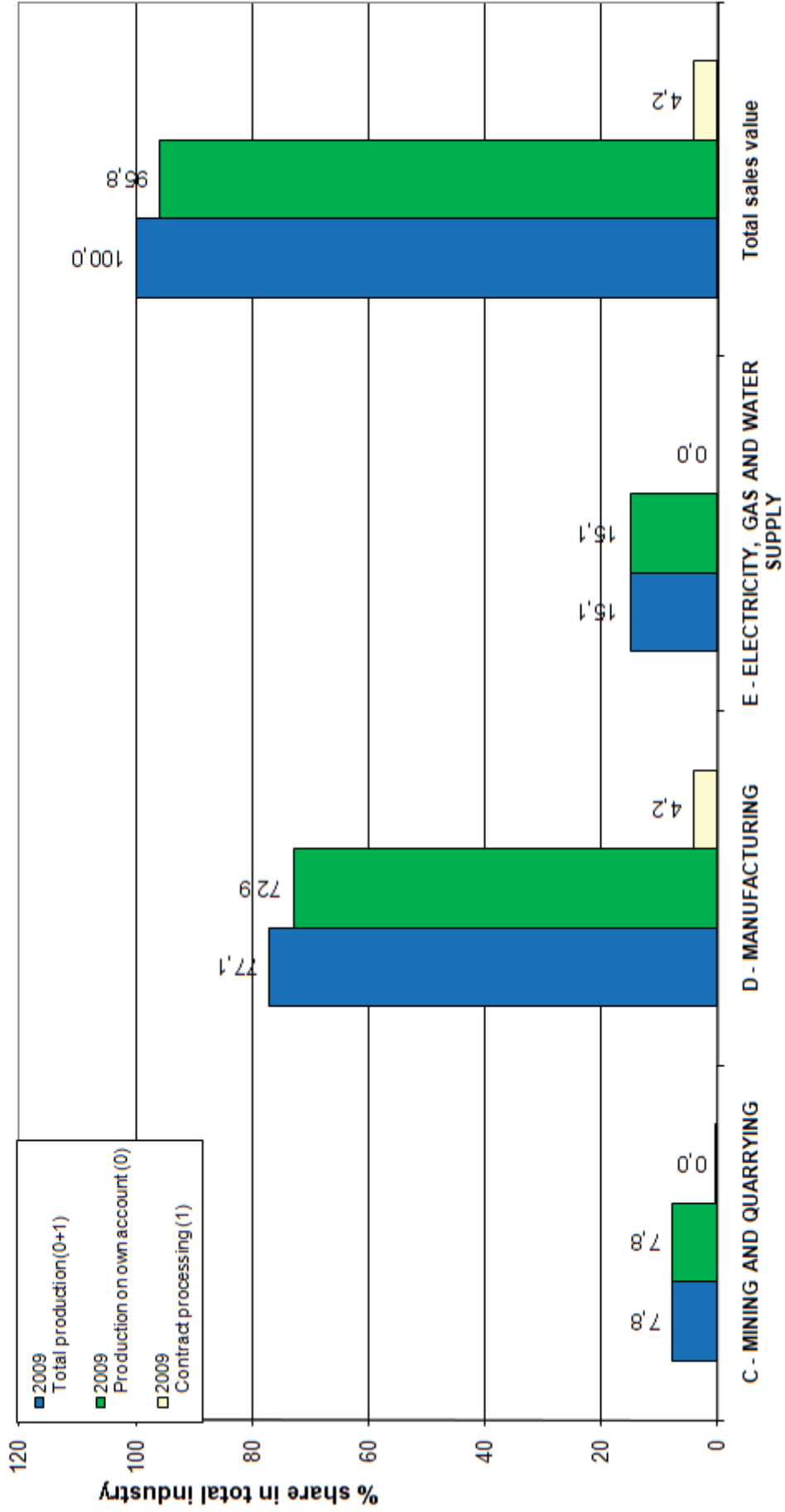
**) Data on distribution and trade of el. energy excluded

MAIN AGREGATED RESULTS FOR 2009 – OVERVIEW GRAPHS

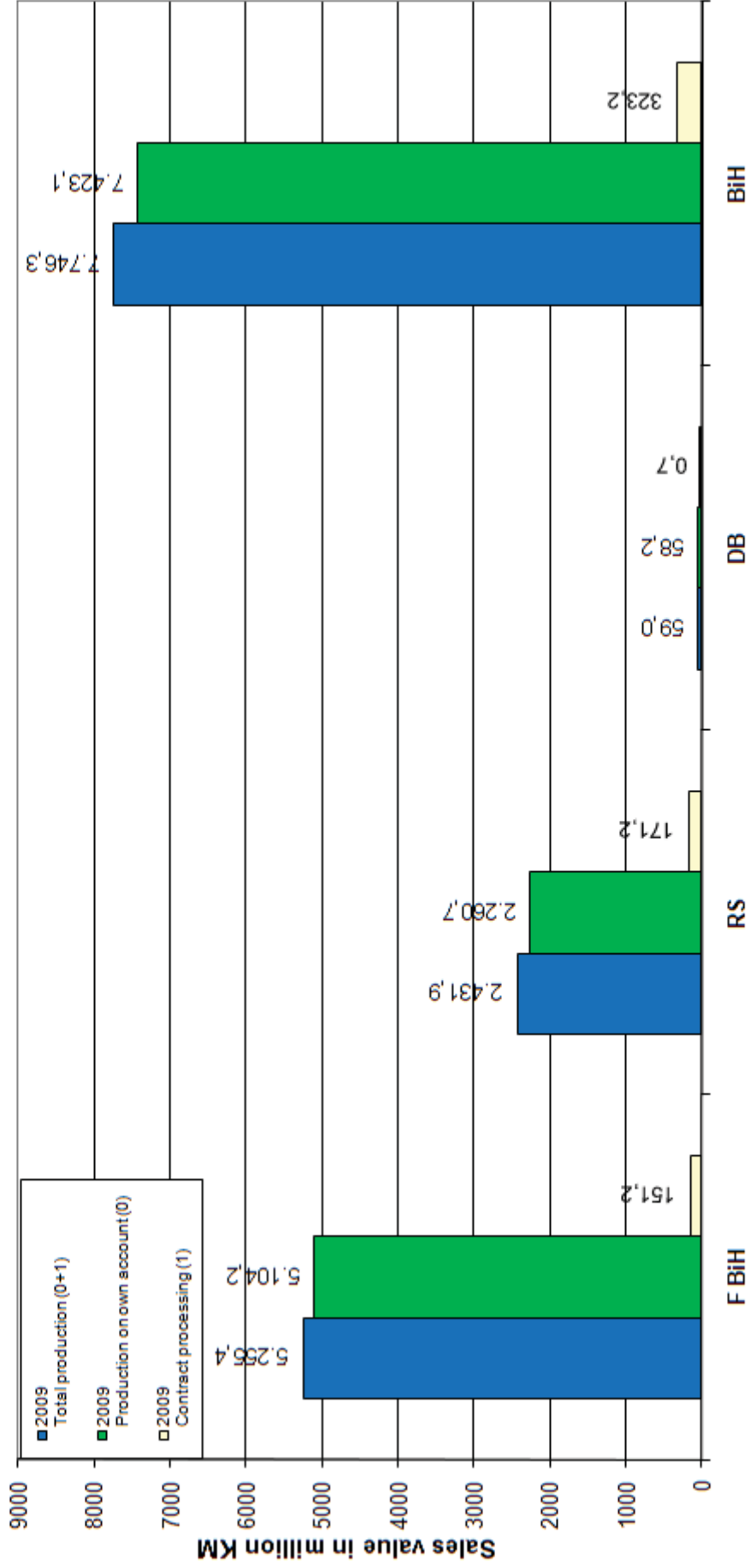
Industrial production in BiH 2009
Total industry
Sales value by type of production and by activity section



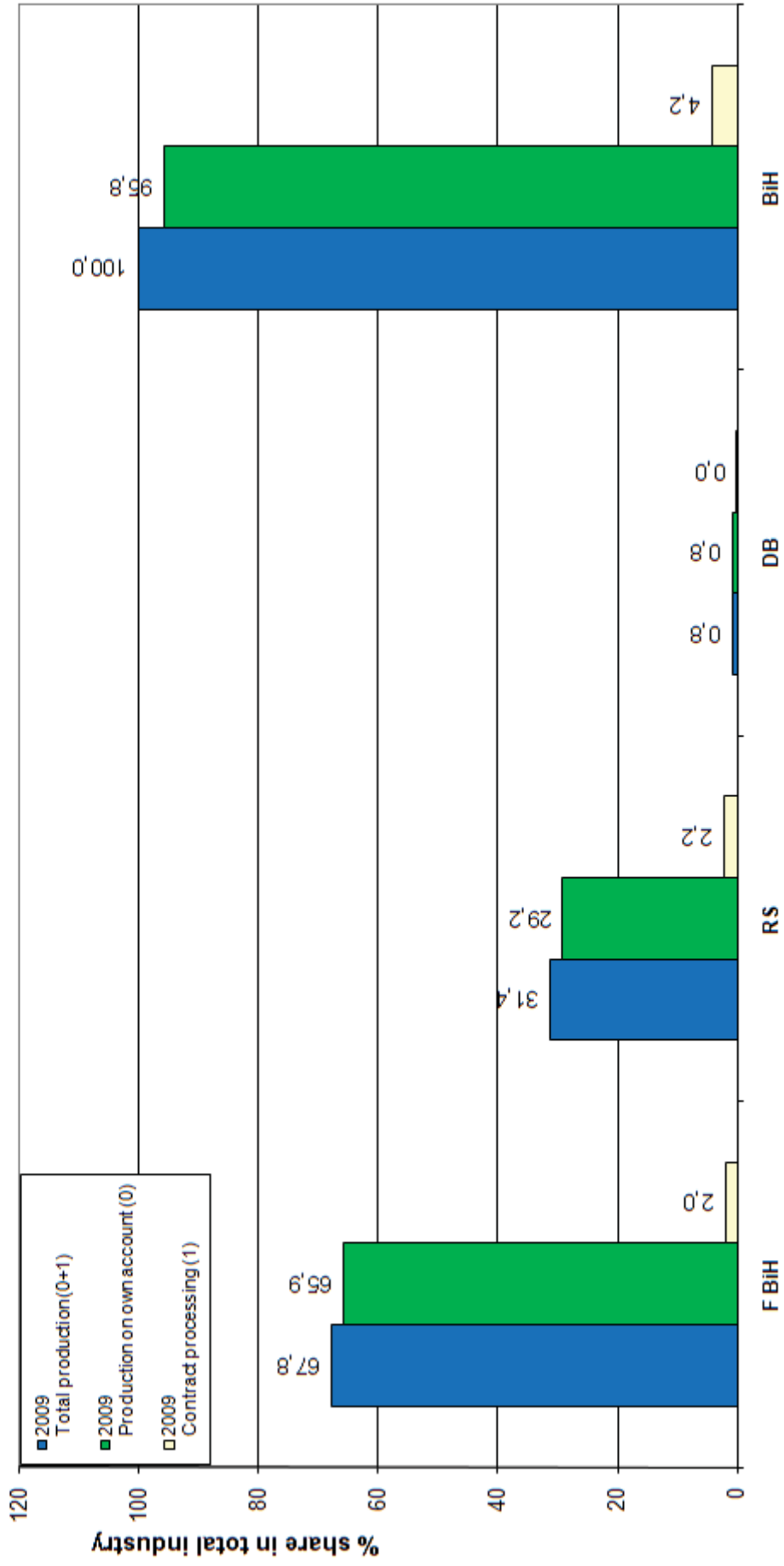
Industrial production in BiH 2009
Total industry
Structure of sales by type of production and by activity section



Industrial production in BiH 2009
Total industry
Sales value by type of production in BiH and regions(FBiH, RS, DB)



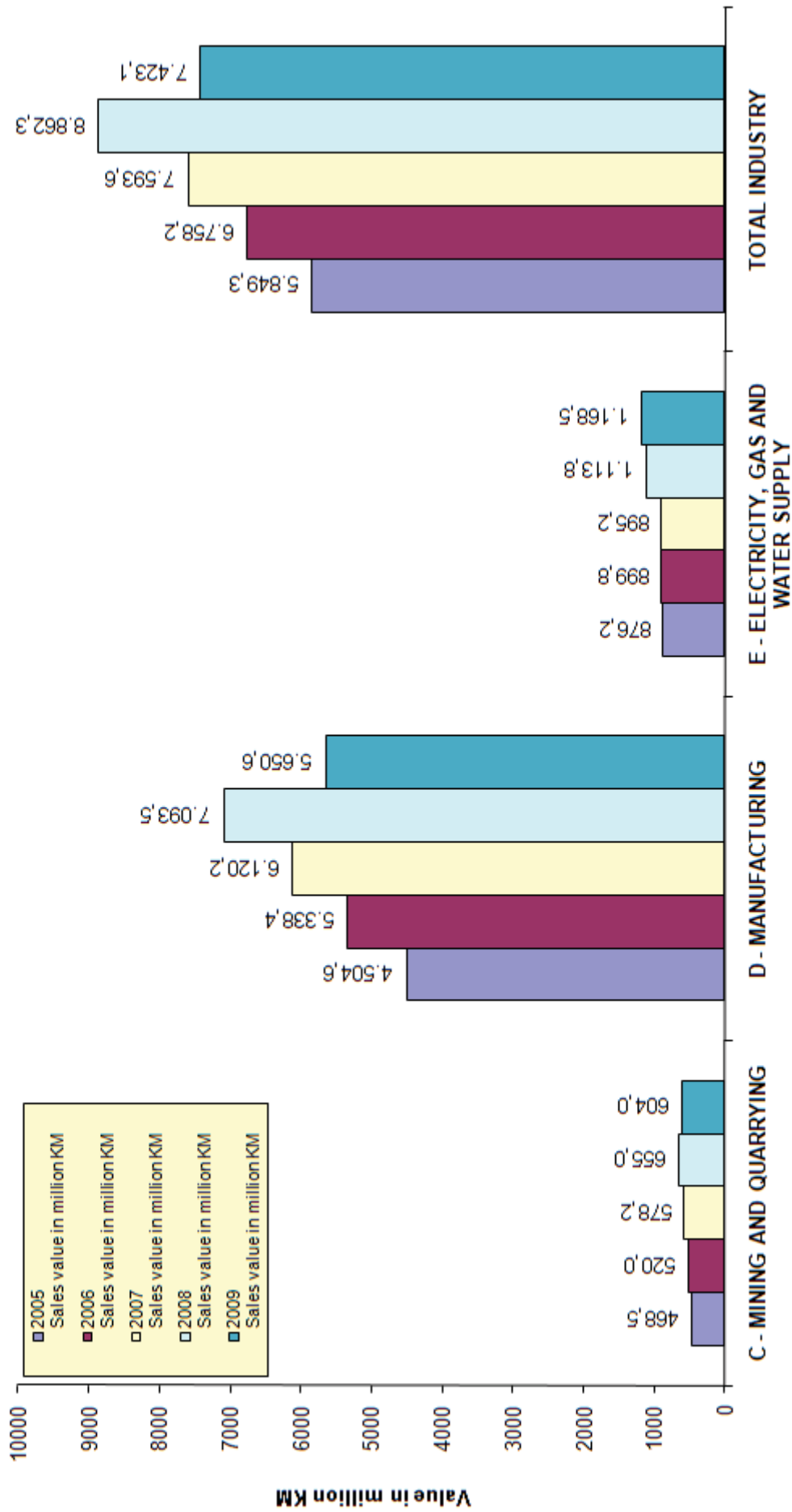
Industrial production in BiH 2009
Total industry by type of production
Share of F BiH, RS and DB sales value



Industrial Production on Own Account in BiH - 2005/2006/2007/2008/2009

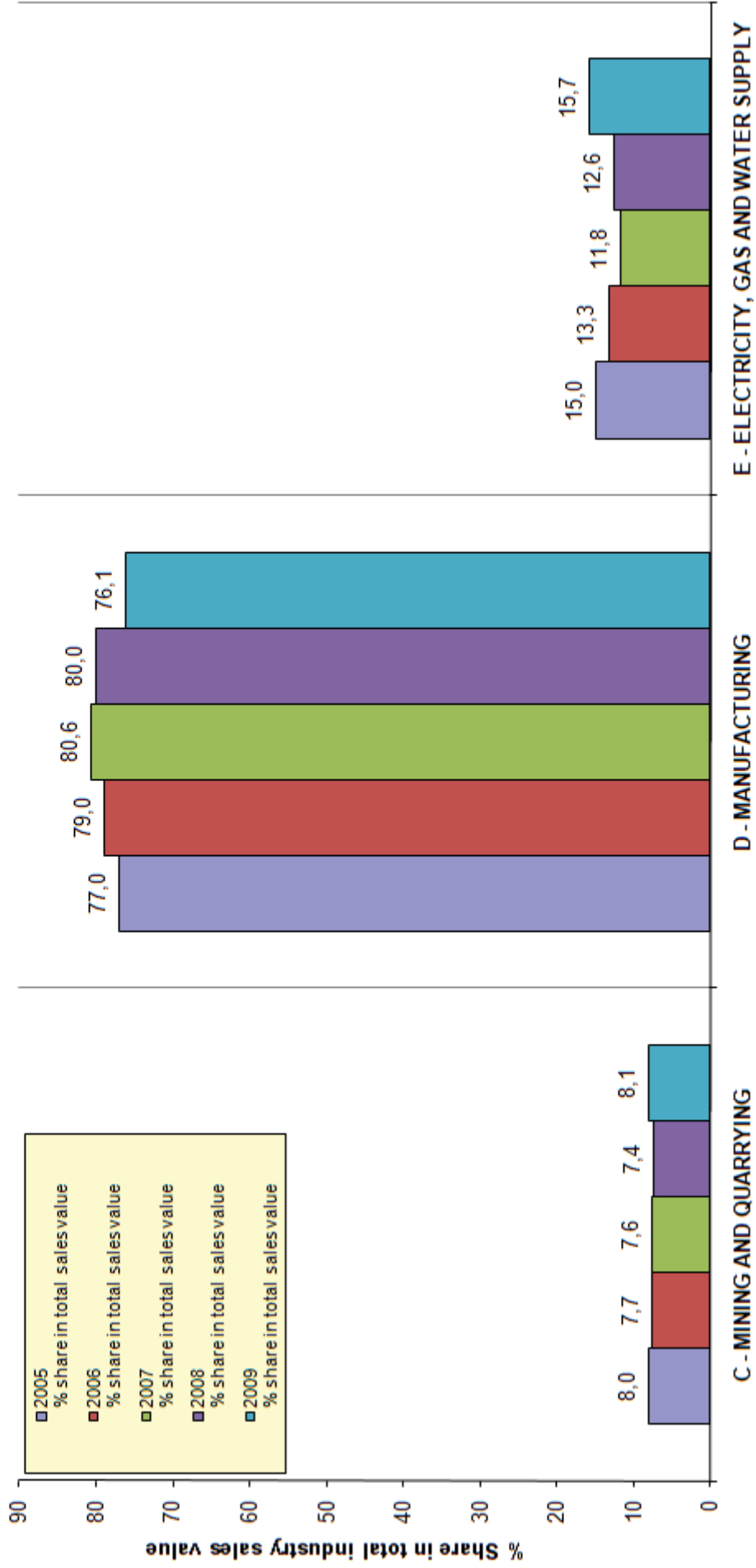
Total industry

Sales value by activity sections C, D and E



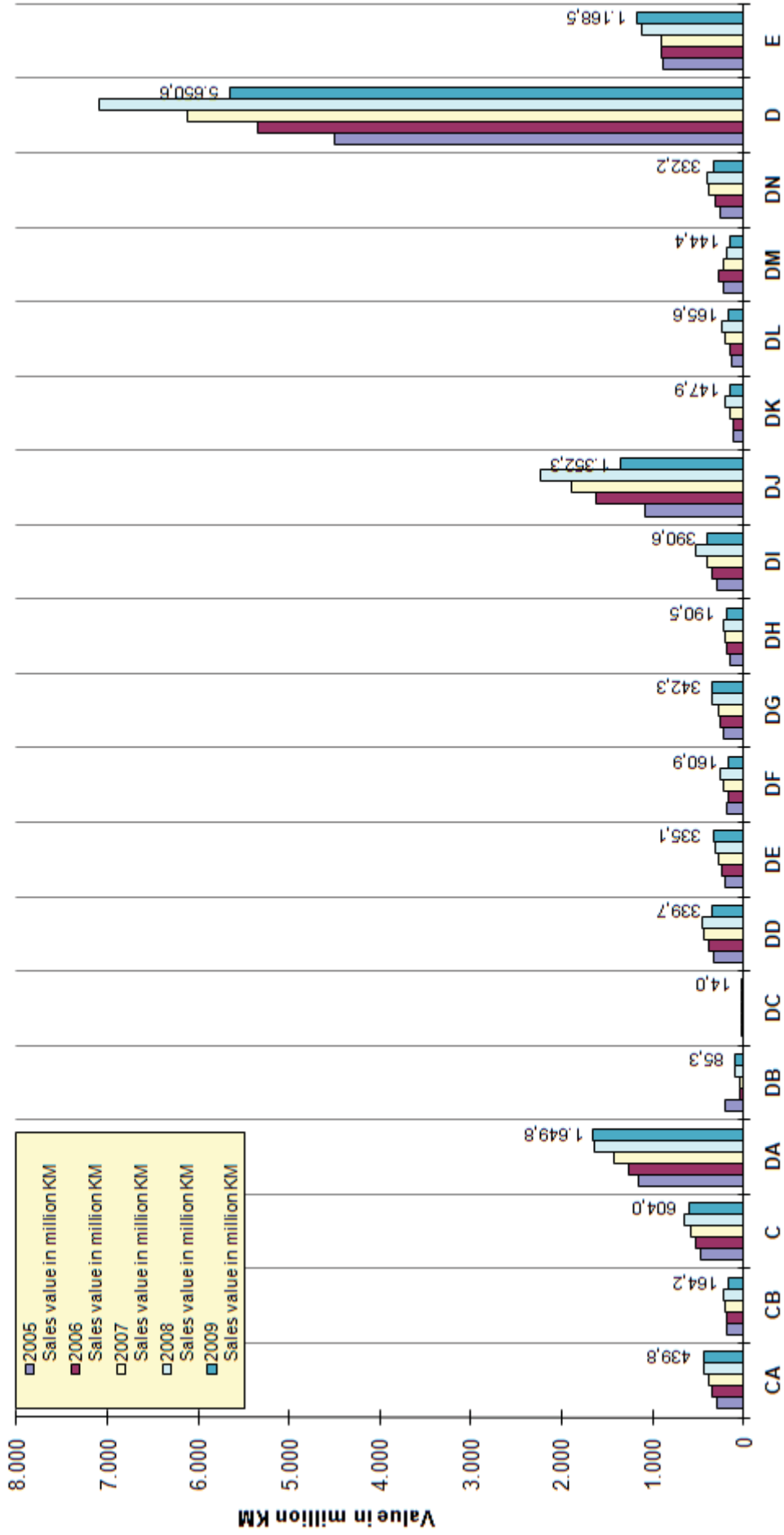
Industrial Production on Own Account in BiH - 2005/2006/2007/2008/2009

Structure of sales by activity sections



Industrial Production on Own Account in BiH - 2005/2006/2007/2008/2009

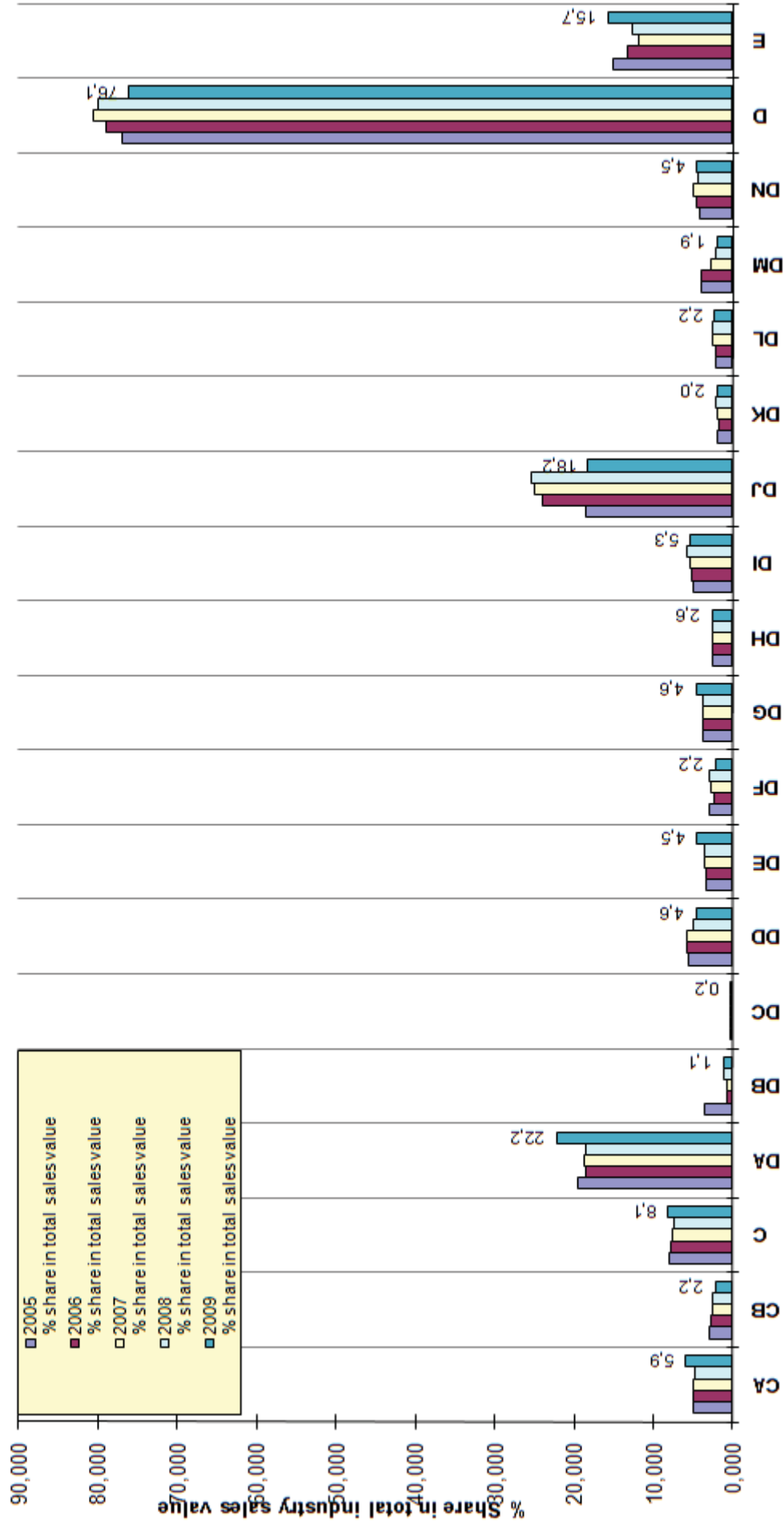
Total industry
Sales value by activity sections and subsections



Industrial Production on Own Account in BiH - 2005/2006/2007/2008/2009

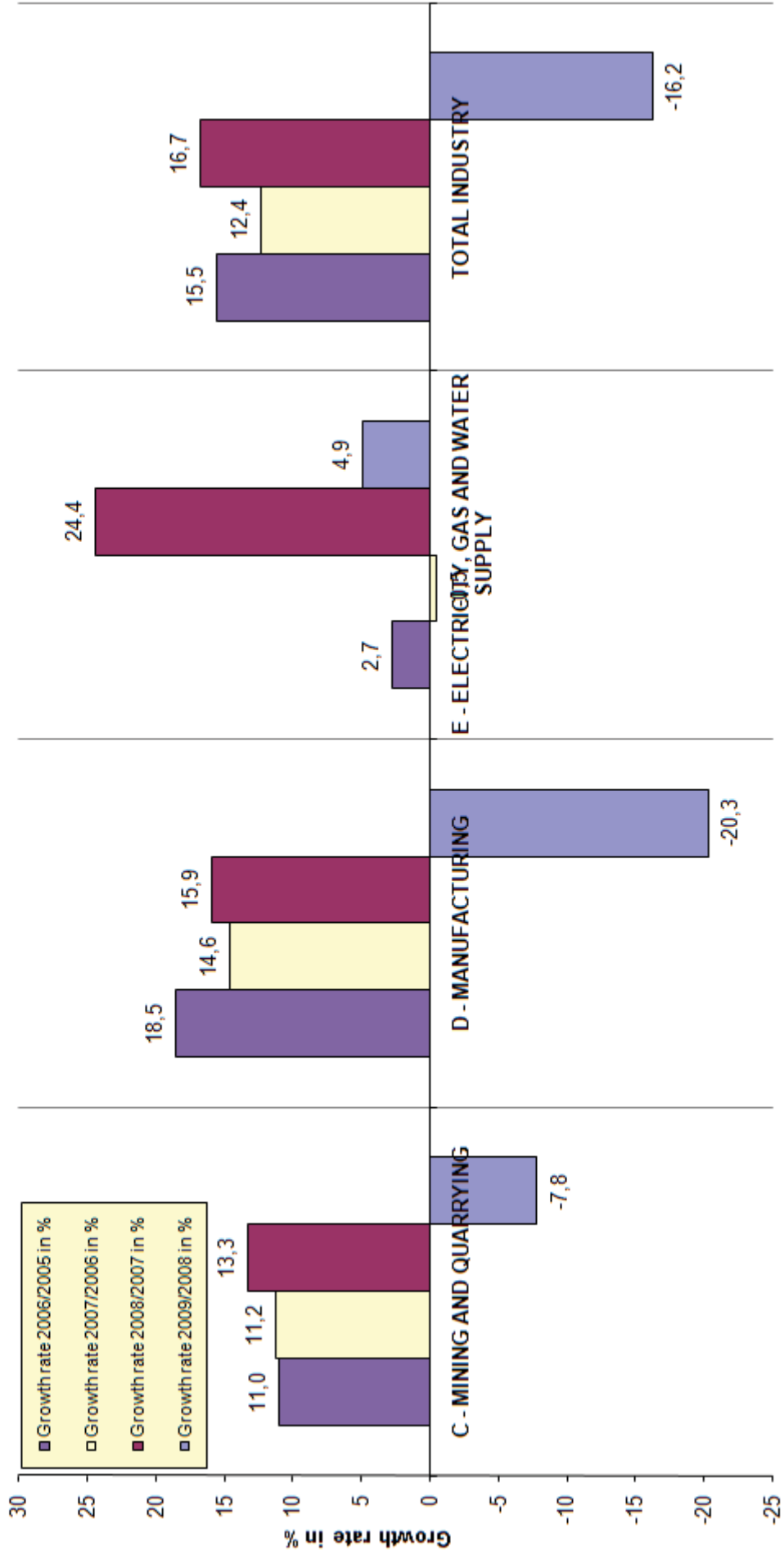
Total industry

Structure of sales by activity sections and subsections



Industrial Production on Own Account in BiH

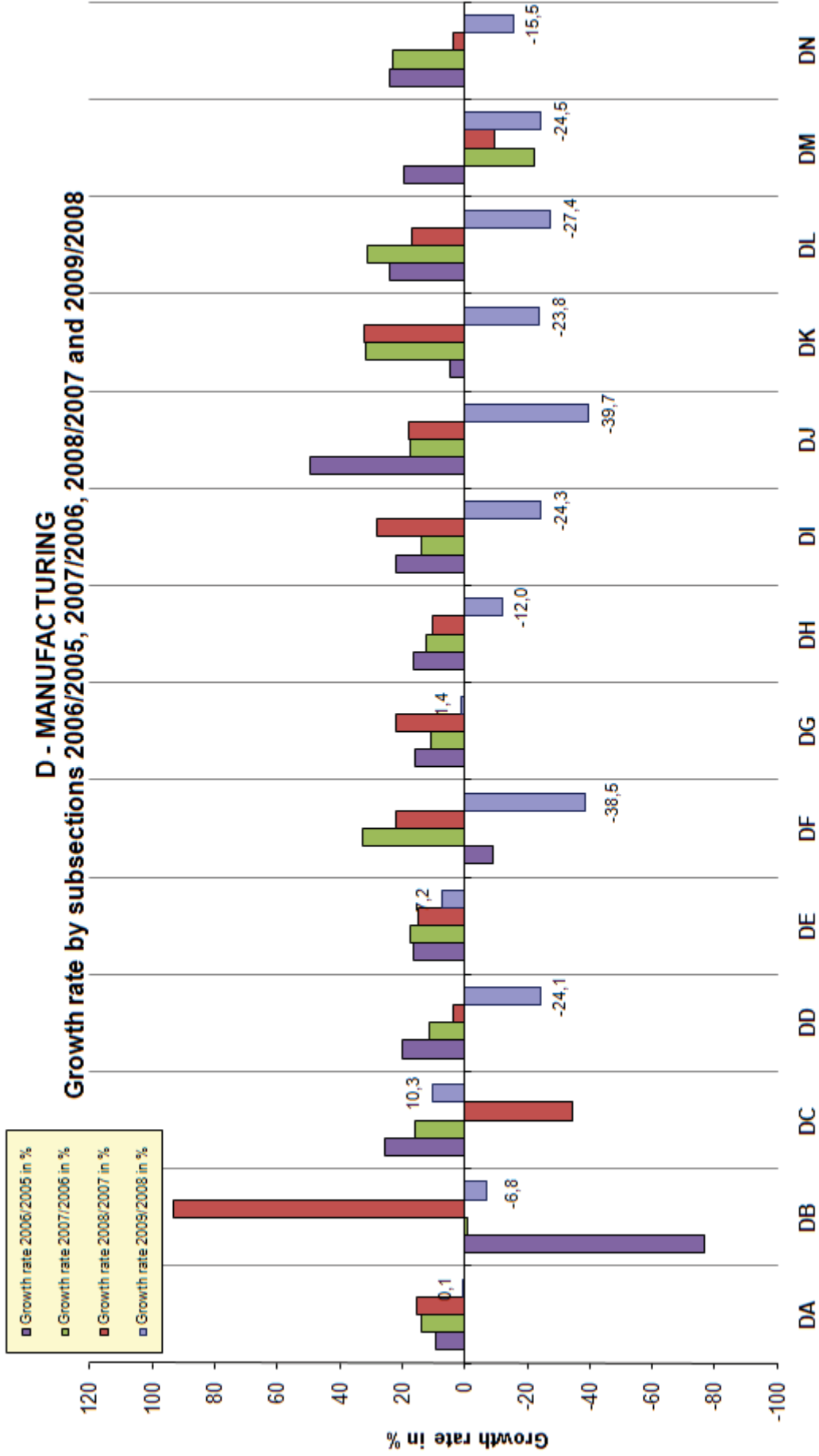
Total industry and sections C,D and E
Sales value growth rate 2006/2005, 2007/2006, 2008/2007 and 2009/2008



Industrial Production on Own Account in BiH

D - MANUFACTURING

Growth rate by subsections 2006/2005, 2007/2006, 2008/2007 and 2009/2008



Industrial Production on Own Account in BiH
Total industry by subsections
Growth rate 2006/2005, 2007/2006, 2008/2007 and 2009/2008

