

BOSNA I HERCEGOVINA  
AGENCIJA ZA STATISTIKU  
BOSNE I HERCEGOVINE

ISSN 1840-104X

**TB 05**

**Tematski bilten**  
Thematic Bulletin

**Industrijska proizvodnja**  
**Bosna i Hercegovina - 2008**  
Industrial Production  
Bosnia and Herzegovina - 2008

**Prethodni PRODCOM rezultati**  
First release of PRODCOM results

**Sarajevo, 2009**

**Izdaje i štampa:**

*Published and printed by:*

**Agencija za statistiku Bosne i Hercegovine,  
Bosna i Hercegovina, Sarajevo, Zelenih beretki 26**

*Agency for Statistics of Bosnia and Herzegovina,  
Bosnia and Herzegovina, Sarajevo, Zelenih beretki 26*

**Odgovara:**

*Responsible:*

**Zdenko Milinović, direktor**

*Zdenko Milinović, director*

**Podatke pripremili:**

*Data prepared by:*

**Jasmina Vidović, Admir Kulić**

*Jasmina Vidović, Admir Kulić*

**Molimo korisnike da prilikom upotrebe podataka obavezno navedu izvor**

*Users are kindly requested to mention data source*

## PREDGOVOR

Bilten o industrijskoj proizvodnji je publikacija Agencije za statistiku Bosne i Hercegovine koja na sveobuhvatan način prikazuje službene statističke podatke o karakteristikama industrijske proizvodnje na nivou Bosne i Hercegovine.

Prema Zakonu o statistici BiH (Službeni glasnik BiH, broj 34/2002) Agencije za statistiku Bosne i Hercegovine nadležna je da, u skladu sa međunarodno prihvaćenom metodologijom, izrađuje i objavljuje službene statističke podatke za Bosnu i Hercegovinu koristeći podatke entitetskih zavoda za statistiku i ekspoziture Agencije za statistiku Bosne i Hercegovine - Distrikt Brčko.

Podaci o godišnjoj redovnoj industrijskoj proizvodnji u Bosni i Hercegovini tj. proizvodnji za vlastiti račun, prvi put su na jedinstven način prikupljeni za 2003-u godinu, a rezultati su objavljeni početkom 2005 godine. Nakon toga se godišnji podaci o industrijskoj proizvodnji u Bosni i Hercegovini redovno publikuju.

Redovno prikupljanje i obrada godišnjih podataka o industrijskoj proizvodnji u BiH zasniva se na korištenju jedinstvene Nomenklature industrijskih proizvoda Bosne i Hercegovine NIP BiH, koja se mora redovno usaglašavati sa odgovarajućim propisima i nomenklaturama Evropske Unije, i primjeni jedinstvenog metodološkog pristupa.

Izražavamo zahvalnost Federalnom zavodu za statistiku Federacije Bosne i Hercegovine i Republičkom zavodu za statistiku Republike Srpske koji su Agenciji za statistiku BiH omogućili da na osnovu njihovih podataka pripreme ovu publikaciju.

Zahvaljujemo na svim sugestijama i primjedbama koje će omogućiti bolji kvalitet sljedećeg biltena.

Sarajevo, Novembar 2009

Direktor

Zdenko Milinović



**SADRŽAJ**  
*CONTENTS*

<b>PREDGOVOR .....</b>	<b>3</b>
<b>UVOD .....</b>	<b>7</b>
<b>KRATICE .....</b>	<b>8</b>
<b>METODOLOŠKA OBJAŠNJENJA.....</b>	<b>9</b>
1. ORGANIZACIJA ISTRAŽIVANJA.....	9
2. KONCEPTI I DEFINICIJE.....	9
<i>Pojam industrije.....</i>	<i>9</i>
Statističke jedinice .....	10
Podaci.....	11
Proizvodnja .....	111
3. VAŽNE NAPOMENE.....	13
<b>INDUSTRIJSKA PROIZVODNJA I PRODAJA INDUSTRIJSKIH PROIZVODA U BOSNI I HERCEGOVINI U 2008 GODINI.....</b>	<b>15</b>
C VAĐENJE RUDA I KAMENA .....	15
CA VAĐENJE ENERGETSKIH SIROVINA .....	15
CB VAĐENJE RUDA I KAMENA, OSIM ENERGETSKIH SIROVINA.....	15
D PRERAĐIVAČKA INDUSTRIJA .....	17
DA PROIZVODNJA PREHRAMBENIH PROIZVODA, PIĆA I DUHANA.....	17
DB PROIZVODNJA TEKSTILA I TEKSTILNIH PROIZVODA .....	28
DC PROIZVODNJA KOŽE I PROIZVODA OD KOŽE.....	39
DD PROIZVODNJA DRVETA I PROIZVODA OD DRVETA.....	42
DE PROIZVODNJA CELULOZE, PAPIRA I PROIZVODA OD PAPIRA; IZDAVAČKA I ŠTAMPARSKA DJELATNOST .....	46
DF PROIZVODNJA KOKSA, DERIVATA NAFTE I NUKLEARNOG GORIVA.....	51
DG PROIZVODNJA HEMIKALIJA, HEMIJSKIH PROIZVODA I VJEŠTAČKIH VLAKANA .....	51
DH PROIZVODNJA PROIZVODA OD GUME I PLASTIČNIH MASA .....	56
DI PROIZVODNJA OSTALIH PROIZVODA OD NEMETALNIH MINERALA.....	59
DJ PROIZVODNJA BAZNIH METALA I METALNIH PROIZVODA .....	62
DK PROIZVODNJA MAŠINA I UREĐAJA, D.N. ....	72
DL PROIZVODNJA ELEKTRIČNIH I OPTIČKIH UREĐAJA.....	77
DM PROIZVODNJA SAOBRAĆAJNIH SREDSTAVA .....	83
DN OSTALA PRERAĐIVAČKA INDUSTRIJA, D.N. ....	85
E PROIZVODNJA I SNABDIJEVANJE ELEKTRIČNOM ENERGIJOM, GASOM I VODOM.	89
<b>ANEX I: PREGLED SA DIJAGRAMIMA.....</b>	<b>91</b>
INDUSTRIJSKA PROIZVODNJA U BOSNI I HERCEGOVINI U 2008 GODINI.....	91
Prikupljanje i publikovanje podataka.....	91
Osnovni pokazatelji industrijske proizvodnje za 2008 godinu – TABELARNI prikazi .....	92
Osnovni pokazatelji industrijske proizvodnje za 2008 godinu – GRAFIČKI prikazi.....	93

<b>FOREWORD .....</b>	<b>105</b>
<b>INTRODUCTION .....</b>	<b>107</b>
<b>ABBREVIATIONS .....</b>	<b>108</b>
<b>METHODOLOGICAL EXPLANATIONS.....</b>	<b>109</b>
1. ORGANIZATION OF THE SURVEY .....	109
2. CONCEPTS AND DEFINITIONS .....	109
Industry.....	109
Statistical units .....	110
Data .....	111
Production.....	112
3. IMPORTANT NOTES.....	112
<b>INDUSTRIAL PRODUCTION AND SALES OF INDUSTRIAL PRODUCTS IN BOSNIA AND HERZEGOVINA - 2008.....</b>	<b>115</b>
C MINING AND QUARRYING .....	115
CA MINING AND QUARRYING OF ENERGY PRODUCING MATERIALS.....	115
CB MINING AND QUARRYING, EXCEPT OF ENERGY PRODUCING MATERIALS.....	115
D MANUFACTURING.....	117
DA MANUFACTURE OF FOOD PRODUCTS, BEVERAGES AND TOBACCO .....	117
DB MANUFACTURE OF TEXTILES AND TEXTILE PRODUCTS.....	129
DC MANUFACTURE OF LEATHER AND LEATHER PRODUCTS .....	141
DD MANUFACTURE OF WOOD AND WOOD PRODUCTS.....	144
DE MANUFACTURE OF PULP, PAPER AND PAPER PRODUCTS; PUBLISHING AND PRINTING .....	148
DF MANUFACTURE OF COKE, REFINED PETROLEUM PRODUCTS AND NUCLEAR FUEL.....	153
DG MANUFACTURE OF CHEMICALS, CHEMICAL PRODUCTS AND MAN-MADE FIBRES	154
DH MANUFACTURE OF RUBBER AND PLASTIC PRODUCTS.....	158
DI MANUFACTURE OF OTHER NON-METALLIC MINERAL PRODUCTS.....	161
DJ MANUFACTURE OF BASIC METALS AND FABRICATED METAL PRODUCTS .....	165
DK MANUFACTURE OF MACHINERY AND EQUIPMENT N.E.C. ....	176
DL MANUFACTURE OF ELECTRICAL AND OPTICAL EQUIPMENT .....	182
DM MANUFACTURE OF TRANSPORT EQUIPMENT .....	188
DN MANUFACTURING N.E.C.....	190
E ELECTRICITY, GAS AND WATER SUPPLY .....	194
<b>ANEX I: OVERVIEW GRAPHS.....</b>	<b>196</b>
INDUSTRIAL PRODUCTION IN BOSNIA AND HERZEGOVINA 2008.....	197
DATA COLLECTION AND PUBLISHING .....	197
MAIN AGREGATED RESULTS – OVERVIEW TABLES .....	198
MAIN AGREGATED RESULTS – OVERVIEW GRAPHS .....	199

## UVOD

Podaci o godišnjoj redovnoj industrijskoj proizvodnji za vlastiti račun u Bosni i Hercegovini su prvi put publikovani početkom 2005 godine, prikazujući godišnju proizvodnju u 2003 godini. Nakon toga, rezultati ovog istraživanja su uvršteni u redovan program publikovanja Agencije za statistiku BiH.

Počevši od godišnjih podataka za 2005 godinu redovno se objavljuju i podaci o proizvodnji na osnovu ugovora, a ne samo podaci o redovnoj industrijskoj proizvodnji (proizvodnji za vlastiti račun).

Godišnje istraživanje industrije IND-21 u Bosni i Hercegovini za 2008 godinu je orijentisano na prikupljanje i analizu podataka o industrijskoj proizvodnji na nivou proizvoda, dok je prikupljanje podataka o strukturi proizvodnje, kao posebno istraživanje, trenutno u fazi usaglašavanja sa standardima Evropske Unije (SBS propisi<sup>1)</sup>). Godišnje istraživanje je potpuno usaglašeno među službenim statističkim institucijama BiH, a u značajnoj mjeri i sa međunarodnim, prvenstveno Evropskim, standardima i propisima. Za godišnje istraživanje industrije definisani su sljedeći osnovni ciljevi:

- prikupljanje, obrada i objavljivanje godišnjih podataka o industrijskoj proizvodnji koja se obavlja u BiH, odnosno na teritoriji pojedinih entiteta i njihovih administrativnih jedinica, kao i u Distriktu Brčko, i to na nivou proizvoda iz Nomenklature industrijskih proizvoda Bosne i Hercegovine - NIP BiH 2005 (zasnovane na PRODCOM listi iz 2005 godine, odnosno na PRODCOM propisu<sup>2)</sup> EU-e) tj. provođenje tzv. godišnjeg PRODCOM istraživanja industrije, industrijskih proizvoda.
- prikupljanje podataka za određivanje harmoniziranog sistema ponderisanja (nivo makro proizvoda), na osnovu koga će se kompilirati mjesečni indeks fizičkog obima industrijske proizvodnje za Bosnu i Hercegovinu, svaki entitet i u Distrikt Brčko, saglasno evropskim standardima i propisima,
- diseminacija podataka o industrijskoj proizvodnji (PRODCOM rezultata) domaćim i međunarodnim korisnicima,

**PRODCOM istraživanje** je orijentisano na proizvod i bavi se direktnim podacima vezanim za obim i vrijednost prodaje industrijske proizvodnje na nivou pojedinačnog proizvoda iz nomenklature industrijskih proizvoda. Predmet istraživanja je industrijska proizvodnja u izvještajnoj godini na području Bosne i Hercegovine.

Ova publikacija sistematizuje podatke prikupljene kroz godišnje PRODCOM istraživanje industrije za 2008 godinu i daje pregled obima proizvodnje i obima i vrijednosti prodaje industrijskih proizvoda (robe i usluge) u Bosni i Hercegovini, koje su rezultat redovne proizvodnje izvještajnih jedinica (0) i proizvodnje koju izvještajne jedinice obavljaju na osnovu ugovora (1).

Podaci o industrijskoj proizvodnji u 2008 godini su prikupljeni na osnovu Nomenklature industrijskih proizvoda Bosne i Hercegovine - NIP BiH 2005 koja je objavljena u Službenom glasniku Bosne i Hercegovine broj 19/06 od 20. 03. 2006 godine. NIP BiH 2005 je od 2006 godine u obaveznoj primjeni u godišnjim istraživanjima industrije, a od 2006 godine u svim statističkim istraživanjima u području industrije i svim statističkim istraživanjima koja zahtjevaju prikupljanje, obradu i prikazivanje rezultata prema vrsti industrijskih proizvoda. Direktno upoređivanje PRODCOM podataka za 2008 godinu sa objavljenim podacima iz 2003 i 2004 godine se ne može uraditi na nivou proizvoda, upravo zbog uvođenja nove nomenklature industrijskih proizvoda, ali se sada mogu direktno upoređivati individualni podaci iz 2005, 2006, 2007 i 2008 godine.

---

<sup>1)</sup> Structural Business Statistics Regulations tj. SBS-R (Propisi Vijeća EU No 58/97 i 2700/98)

<sup>2)</sup> PRODCOM je kratica za nomenklaturu industrijskih proizvoda EU-a tj. izvedeni akronim za "PRODucts of the European COMMunity". PRODCOM se zasniva na Propisu Vijeća EU broj 3924/91 of 19. Decembra 1991 kojim se utvrđuje obaveza provođenja statističkog istraživanja industrijske proizvodnje. Cilj je dobijanje podataka o industrijskoj proizvodnji preduzeća u zemljama članicama EU.

## KRATICE

BHAS	Agencija za statistiku Bosne i Hercegovine
BiH	Bosna i Hercegovina
DB	Distrikt Brčko
d.n.	drugdje nepomenuto
ECSC	Evropsko udruženje za ugalj i čelik (European Coal and Steel Community)
ef. sati	efektivni sati
FBiH	Federacija Bosne i Hercegovine
FZS	Federalni zavod za statistiku
BRT	Bruto registarska tona (2,8316 m <sup>3</sup> )
hl	hektolitar
1000	hiljada
kg	kilogram
kom	broj komada
l	litar
m	metar
m <sup>2</sup>	kvadratni metar
m <sup>3</sup>	kubni metar
mil. kom	milijon komada
MWh	Megavatsat (1000 kilovatsati)
priklj.	priključak (telefonski)
RS	Republika Srpska
RZSRS	Republički zavod za statistiku Republike Srpske
EDB	Ekspozitura Distrikt Brčko
t	tona
TJ	Teradžul
-	Nije dostignuta jedinica mjere



## METODOLOŠKA OBJAŠNJENJA

### 1. ORGANIZACIJA ISTRAŽIVANJA

U provođenju godišnjeg istraživanja industrije sudjeluju Agencija za statistiku Bosne i Hercegovine (BHAS), Federalni zavod za statistiku (FZS) i njegovi kantonalni uredi, Republički zavod za statistiku Republike Srpske i njegova područna odjeljenja (RZSRS) i Ekspozitura Agencije za statistiku Bosne i Hercegovine - Distrikt Brčko (EDB).

BHAS, FZS i RZSRS su u punoj saradnji usaglasili metodologiju godišnjeg istraživanja industrije za 2008 godinu tj. zajednički su dogovoreni sadržaj i izgled obrasca i uputstvo za popunjavanje obrasca.

FZS, RZSRS i EDB su organizovali sav terenski rad tj. štampali i distribuirali obrasce i druge materijale potrebne za provođenje istraživanja.

U okviru svoje standardne prakse FZS, RZSRS i EDB satavljaju i ažuriraju Adresare statističkih jedinica za istraživanje industrije. Ovi su adresari korišteni u godišnjem istraživanju industrije.

FZS, RZSRS i EDB su održali potrebne instruktaže po pojedinim kantonalnim/regionalnim ili centralnim uredima i zajedno sa statističarima lokalnih ureda za statistiku organizovali neposredni obilazak izvještajnih jedinice, kada je to bilo potrebno, a važnije metodološke poteškoće direktno rješavali sa izvještajnom jedinicom.

Na osnovu upitnika i utvrđenih ciljeva istraživanja u oba entitetska zavoda za statistiku su razvijene aplikacije za unos, kontrolu i obradu podataka godišnjeg istraživanja industrije.

Agencija za statistiku Bosne i Hercegovine je sa FZS i RZSRS dogovorila rokove, sadržaj, vrstu i formu dostavljanja podataka za daljnju obradu i razvila aplikaciju za prihvatanje, agregiranje i izračunavanje PRODCOM rezultata za nivo Bosne i Hercegovine.

FZS, RZSRS i EDB su prikupili popunjene upitnike i obavili unos, analizu i kontrolu podataka. Ovako prečišćeni podaci su dostavljeni Agenciji za statistiku Bosne i Hercegovine u dogovorenoj formi.

BHAS je izvršila agregiranje, pripremu i objavljivanje PRODCOM rezultata za nivo Bosne i Hercegovine. Podaci za nivo BiH su kompilirani i publikovani iz prečišćenih i kontrolisanih podataka entitetskih zavoda i EDB.

### 2. KONCEPTI I DEFINICIJE

#### *Pojam industrije*

Pojam industrije koji se koristi u godišnjem istraživanju industrije IND-21, definisan je s tri područja klasifikacije djelatnosti (saglasno NACE Rev.1.1):

C - VAĐENJE RUDA I KAMENA,

D - PRERAĐIVAČKA INDUSTRIJA i

E - PROIZVODNJA I SNABDIJEVANJE ELEKTRIČNOM ENERGIJOM, GASOM I VODOM

Definicija pojma industrije je potpuno saglasna definiciji industrije EU-a.

Koncepti i definicije svih osnovnih pojmova korištenih u godišnjem PRODCOM istraživanju industrije (kao što su: glavna, sporedna i pomoćna djelatnost, statističke jedinice, proizvod, robe, usluge, redovna proizvodnja tj. proizvodnja za vlastiti račun, proizvodnja na osnovu ugovora, i sl.), uzeti su iz uvoda u NACE Rev 1.1, iz EU propisa o statističkim jedinicama za promatranje i analizu proizvodnog sistema EU-e<sup>3)</sup>, uvoda u ISIC Rev. 3<sup>4)</sup> i uvoda PRODCOM liste iz 2005, a usklađeni su s metodološkim okvirom

<sup>3)</sup> Propis o statističkim jedinicama za posmatranje i analizu proizvodnog sistema EU-a (Council Regulation (EEC) No 696/93 on the statistical units for observation and analysing within European Community)

<sup>4)</sup> ISIC Rev. 3 - International Standard Industrial Classification (Međunarodna standardna industrijska klasifikacija svih ekonomskih djelatnosti)

SNA 93 i ESA 95<sup>5)</sup>.

Sva specifična objašnjenja data u ovom poglavlju odnose se samo na PRODCOM dio godišnjeg istraživanja industrije, čiji se rezultati, vezani za redovnu industrijsku proizvodnju i proizvodnju na osnovu ugovora, objavljuju u ovoj publikaciji.

### ***Statističke jedinice***

Statističke jedinice u poslovnoj statistici su autonomne institucije ili njihovi dijelovi koji se bave nekim ekonomskim djelatnostima. One se bave ekonomskim transakcijama roba i usluga pri čemu angažuju vlastitu radnu snagu za proizvodnju roba i usluga koje se mogu prodati, davati drugima bez naknade ili koristiti za daljnju proizvodnju. Važna karakteristika je to da mogu stvarati finansijske obaveze i mogu posjedovati materijalna i nematerijalna sredstva.

**Jedinice posmatranja** su one jedinice za koje se kompiliraju statistički rezultati u cilju praćenja njihovih karakteristika. Osnovno ograničenje koje se postavlja na jedinicu posmatranja je njena autonomnost u odnosu na finansiranje i proces proizvodnje.

Ovo kao rezultat ima dva tipa jedinica posmatranja:

1. jedinice koje su potpuno autonomne u odnosu na sve funkcije vezane za finansiranje i proces proizvodnje (preduzeće) i
2. jedinice koje su autonomne samo u odnosu na proces proizvodnje (jedinice u sastavu preduzeća). Autonomija u donošenju odluka znači da takve jedinice imaju administrativnu evidenciju o svim osnovnim karakteristikama procesa.

**Izveštajne jedinice** su statističke jedinice od kojih se traži da dostave podatke. To mogu biti same jedinice posmatranja ili sasvim odvojene jedinice.

U PRODCOM dijelu godišnjeg istraživanja industrije izveštajne jedinice su pravna lica tj. preduzeća koja su u Registru poslovnih subjekata FZS, RZSRS i EDB razvrstana u područja djelatnosti C, D i E (industrija), kao i ona preduzeća koja nisu razvrstana u područja industrije, ali imaju jedinice u sastavu koje se bave industrijskom djelatnošću.

Jedinice posmatranja u PRODCOM dijelu godišnjeg istraživanja industrije su preduzeća i njihove jedinice u sastavu, koje se bave industrijskom djelatnošću. Rezultat industrijske djelatnosti su dobra i usluge tj. proizvodi definisani u nomenklaturi industrijskih proizvoda.

**Preduzeće** je najmanja kombinacija pravnih jedinica koja čini organizacionu jedinicu za proizvodnju dobara i usluga i ima određeni stepen autonomije pri odlučivanju, posebno pri raspoređivanju vlastitih resursa. Preduzeće obavlja jednu ili više djelatnosti na jednoj ili više lokacija.

**Jedinica u sastavu preduzeća** je dio preduzeća (radionica, pogon, odjeljenje, i sl.) koji obavlja istu ili različitu djelatnost kao i preduzeće u čijem je sastavu, na istoj ili različitoj lokaciji. Jedinica u sastavu preduzeća je statistička jedinica koja nije u potpunosti u skladu sa definicijama propisa o statističkim jedinicama za posmatranje i analizu proizvodnog sistema EU-a (Council Regulation (EEC) No 696/93 on the statistical units for observation and analysing within European Community), a najbliža je definiciji “**pogon**” prema svjetskom statističkom standardu UN-a navedenom u paragrafu 106 uvodnog dijela UN klasifikacije djelatnosti ISIC Rev. 3 i UN sistemu nacionalnih računa SNA 93.

Djelatnost statističke jedinice se određuje na nivou podrazreda klasifikacije djelatnosti Bosne i Hercegovine KD BiH.

---

<sup>5)</sup> Sistem nacionalnih računa Ujedinjenih Nacija (System of National Accounts) 1993 - SNA 93 (ISBN 92-1-161352-3) i Evropski sistem nacionalnih računa 1995 (European System of Accounts) - ESA 95 (Propis Vijeća EU No 2223/96), usklađen sa SNA 93.

### **Podaci**

U PRODCOM dijelu godišnjeg istraživanja industrije prikupljaju se podaci o ostvarenoj proizvodnji, internoj potrošnji, zalihama i prodaji industrijskih proizvoda. Na taj su način, za neki konkretan proizvod, prikazani proizvodnja kao izvor raspoloživih količina, a potrošnja, prodaja i završne zalihe, kao rashodna strana bilansa raspoloživih količina.

Za publikovanje su izabrani podaci o ostvarenom obimu industrijske proizvodnje i njenim tržišnim efektima (ostvarena prodaja po količini i vrijednosti), i to podaci o redovnoj tj. proizvodnji za vlastiti račun i proizvodnji na osnovu ugovora.

Za publikovanje je odabran i zbir podataka o redovnoj i ugovorenoj industrijskoj proizvodnji.

Ostvarena prodaja obuhvata i one količine koje su u izvještajnom periodu prodane sa zaliha.

**Proizvod** Proizvod je posljedica neke industrijske djelatnosti, a definisan je Nomenklaturom industrijskih proizvoda. Ovaj se termin koristi kao opšti naziv za robe koji imaju fizičku dimenziju i za industrijske usluge.

**Dobra** – su fizički predmeti (objekti) za kojima postoji potreba na tržištu i nad kojima se može utvrditi pravo vlasništva, koje se može prenijeti sa jedne pravne jedinice na drugu u okviru tržišnih transakcija. Za njima postoji potreba zato što se mogu koristiti za zadovoljenje potreba ili želja domaćinstava ili društvene zajednice ili se mogu iskoristiti za proizvodnju drugih dobara ili usluga. Proizvodnja i razmjena dobara su sasvim različite djelatnosti. Neka se dobra uopće ne mogu razmjenjivati, dok se druga mogu prodati ili kupiti više puta. Razdvajanje proizvodnje dobara od njihove prodaje i daljnje preprodaje je ekonomski značajna odlika dobara, koju usluge nemaju.

**Usluge** nisu zasebne cjeline tj. izlazi proizvodnog procesa nad kojima se može utvrditi pravo vlasništva. Njima se ne može trgovati odvojeno od proizvodnje. Usluge su heterogeni izlazi koji se proizvode po narudžbi, a u principu se sastoje od promjena stanja ulaza (predmeta ili sirovina), do kojih dolazi na osnovu djelatnosti proizvođača, na zahtjev korisnika. Po završetku ove vrste proizvodnje, usluge se moraju isporučiti korisniku. Pružanje usluga se mora ograničiti na one djelatnosti koje se mogu obaviti u jednoj jedinici, a za potrebe druge jedinice.

**Gotov proizvod** je svaki proizvod koji je u procesu proizvodnje dostigao odgovarajući stepen prerade ili dorade tako da je u nomenklaturi industrijskih proizvoda naveden pod posebnom šifrom i nazivom. Pojam tako definisanog gotovog proizvoda obuhvata i sve radove dovršavanja proizvoda kojima pripadaju čišćenje, pakovanje, ispitivanje kvaliteta, klasiranje i slično. Količine neispravnih proizvoda ( "škart" ) ne smatraju se u gotovim proizvodima.

**Intermedijarni proizvod** je proizvod koji je dostigao određeni stepen prerade ili dorade tako da je definisan u nomenklaturi industrijskih proizvoda, a koji je proizvelo preduzeće ili jedna od jedinica u sastavu preduzeća, ali koji se u istom preduzeću, u istoj ili drugoj jedinici u sastavu tog preduzeća dalje prerađuje ili obrađuje i takvim se postupcima pretvara u novi proizvod iz nomenklature industrijskih proizvoda (ili se ugrađuje u novi proizvod). Proizvodi kupljeni od trećih osoba radi preprodaje u istom obliku u kojem su i kupljeni ne smatraju se intermedijarnim proizvodima, kao ni proizvodi koji se koriste za bruto investicije u vlastiti fiksni kapital preduzeća ili njihovih jedinica u sastavu.

### **Proizvodnja**

**Ukupna proizvodnja** je ukupna količina određenog proizvoda definisanog nomenklaturom industrijskih proizvoda, proizvedena u jedinici posmatranja u izvještajnoj godini, bez obzira na to da li je prodana trećim licima u zemlji ili inostranstvu (izvoz), stavljena na zalihe gotovih proizvoda (namijenjenih prodaji) ili je iskorištena za daljnju internu preradu (intermedijarni proizvodi), ili kombinovano.

**Prodana proizvodnja** podrazumijeva količine i ukupnu vrijednost proizvoda koji su bilo kada proizvedeni, a koji su prodani (fakturisani) u izvještajnoj godini.

**Vrijednost prodane proizvodnje** treba obračunati na temelju prodajne cijene proizvođača na izlazu iz preduzeća (*ex-works*) u toku izvještajnog perioda. Vrijednost prodane proizvodnje uvijek uključuje i troškove pakovanja, čak i kada su ovi troškovi fakturirani zasebno. Međutim, vrijednost prodane proizvodnje ne obuhvata:

- nikakve poreze na promet ili takse koje se naplaćuju od potrošača
- posebno obračunate i fakturirane troškove transporta
- popuste potrošačima

**Redovna proizvodnja** je proizvodnja koju jedinica posmatranja obavlja za svoj račun koristeći kupljene ili vlastite sirovine.

**Proizvodnja i prerada na temelju ugovora** je uslužna proizvodnja industrijskih proizvoda koja se obavlja onda kada poslovni subjekat na osnovu ugovora od sirovina čiji je vlasnik naručilac, proizvodi ili prerađuje određeni proizvod definisan nomenklaturom. Podatke o ovoj proizvodnji daje poslovna jedinica koja vrši proizvodnju na bazi ugovora (ona je izvještajna jedinica), a vrijednost proizvodnje je iznos koji naručilac plaća za ovu uslugu. Ni u kakvom ugovornom sporazumu naručilac i izvršilac ne mogu biti preduzeće i jedinice u sastavu istog preduzeća, tj. ugovorna proizvodnja među različitim pogonima istog preduzeća nije moguća.

**Industrijske usluge** obuhvataju usluge dorade, popravka, održavanja i sastavljanja (montaža odnosno instaliranje i asembliranje) koje vrši jedinica posmatranja, odnosno njena industrijska jedinica u sastavu, a koje su posebno fakturisane. U pravilu, industrijske usluge se iskazuju po svakoj pojedinačnoj vrsti izvršene usluge, kako su one specificirane u nomenklaturi industrijskih proizvoda, i to u fizičkim mjernim jedinicama – *efektivnim satima*, odnosno hiljadama efektivnih sati. Izuzetak je dorada tekstila (oblast 17 iz Klasifikacije djelatnosti), koja se iskazuje i prati isto kao i vlastita proizvodnja i za koju su utvrđene druge fizičke mjerne jedinice prema. Nomenklaturi industrijskih proizvoda. Vrijednost industrijskih usluga iskazuje se u hiljadama KM.

Proizvodnja na osnovu ugovora (industrijska proizvodnja roba i pružanje industrijskih usluge na bazi ugovora) se prikazuju u ovoj publikaciji odvojeno od redovne proizvodnje (proizvodnje za vlastiti račun).

### 3. VAŽNE NAPOMENE

U Oktobru 2006 službeno je usvojena jedinstvena Klasifikacija djelatnosti, Bosne i Hercegovine KD BiH koja je potpuno usaglašena sa NACE Rev.1.1. (Zakon o KD BiH, Službeni glasnik Bosne i Hercegovine br. 76/06 i Odluka o KD BiH, Službeni glasnik Bosne i Hercegovine br. 84/06).

Za prikazivanje rezultata na nivou BiH korišteni su nazivi djelatnosti iz klasifikacije djelatnosti KD BiH.

Obuhvat PRODCOM istraživanja nije potpun i nije usaglašen među entitetima i sa Distrikom Brčko. Obuhvat je određen adresarima statističkih jedinica za godišnje istraživanje industrije, koji se zasebno vode u FZS, RZSRS i EDB. U FZS je izvršeno proširenje obuhvata počevši od 2006 godine, tako da su obuhvaćene izvještajne jedinice iz adresara sa 10 i više zaposlenih i one čiji je ukupan promet veći ili jednak 500.000 KM. U RZSRS se svake godine vrši ažuriranje obuhvata pri čemu se koristi i dodatni kriterij: **izabrane statističke jedinice osiguravaju  $\geq 90\%$  pokrivenost vrijednosti proizvodnje svakog razreda.** U EDB su obuhvaćene sve statističke jedinice iz adresara. U ovom trenutku još nije urađeno potpuno usaglašavanje obuhvata.



## INDUSTRIJSKA PROIZVODNJA I PRODAJA INDUSTRIJSKIH PROIZVODA U BOSNI I HERCEGOVINI U 2008 GODINI

Šifra	Naziv proizvoda i djelatnost	Vrsta proizvodnje	Mjerna jedinica	Proizvedena količina	Prodana količina	Vrijednost prodaje (u .000 KM)
<b>C</b>	<b>VAĐENJE RUDA I KAMENA</b>					
<b>CA</b>	<b>VAĐENJE ENERGETSKIH SIROVINA</b>					
<b>10</b>	<b>Vađenje uglja i lignita; vađenje treseta</b>					
<b>10.2</b>	<b>Vađenje i briketiranje lignita i mrkog uglja</b>					
<b>10.20</b>	<b>Vađenje i briketiranje lignita i mrkog uglja</b>					
10.20.10.30.01	Mrki ugalj	0	t	2.080.281	2.074.447	129.817
10.20.10.30.03	Granulat od mrkog uglja	0	t	3.794.316	2.086.336	151.441
10.20.10.30.04	Lignit	0	t	3.233.337	1.170.657	53.107
10.20.10.30.06	Granulat od lignita	0	t	2.135.882	2.135.882	94.169
<b>CB</b>	<b>VAĐENJE RUDA I KAMENA, OSIM ENERGETSKIH SIROVINA</b>					
<b>13</b>	<b>Vađenje ruda metala</b>					
<b>13.1</b>	<b>Vađenje ruda željeza</b>					
<b>13.10</b>	<b>Vađenje ruda željeza</b>					
13.10.10.30.02	Ruda željeza, neobogaćena, s $\geq 42\%$ željeza	0	t	1.481.730	0	0
13.10.10.50.01	Ruda željeza, obogaćena, s $< 42\%$ željeza	0	t	0	570	5
13.10.10.50.02	Ruda željeza, obogaćena, s $\geq 42\%$ željeza	0	t	1.185.629	1.155.334	40.542
<b>13.2</b>	<b>Vađenje ruda obojenih metala, osim ruda urana i torija</b>					
<b>13.20</b>	<b>Vađenje ruda obojenih metala, osim ruda urana i torija</b>					
13.20.13.00.00	Rude i koncentratni aluminija	0	t	1.018.333	1.014.332	50.991
13.20.15.50.00	Rude i koncentratni olova	0	t	6.029	5.679	9.421
13.20.15.70.00	Rude i koncentratni cinka	0	t	8.595	8.595	4.164
<b>14</b>	<b>Vađenje ostalih ruda i kamena</b>					
<b>14.1</b>	<b>Vađenje kamena</b>					
<b>14.11</b>	<b>Vađenje ukrasnog kamena i kamena za građevinarstvo</b>					
14.11.11.33.00	Mermer i travertin, sirovi ili grubo klesani	0	t	1.120	1.120	64
14.11.11.37.00	Mermer i travertin, lomljeni u blokove, debljine iznad 25 cm	0	t	4.665	4.265	948
14.11.11.50.00	Kamen od karbonatnih stijena (krečnjak), za izradu spomenika ili gradnju, jasne specifične težine $\geq 2.5\text{kg}/10\text{m}^3$	0	t	181.493	0	0
14.11.12.33.00	Granit, sirov ili samo grubo otučen	0	t	23.764	22.840	4.568

*Vrsta proizvodnje:* 0 - Redovna proizvodnja, 1 - Proizvodnja na osnovu ugovora

*Vrijednost prodaje:* \* - Nije dostignuta jedinica mjere



**INDUSTRIJSKA PROIZVODNJA U 2008 GODINI – PRETHODNI PRODCOM REZULTATI**

Šifra	Naziv proizvoda i djelatnost	Vrsta proizvodnje	Mjerna jedinica	Proizvedena količina	Prodana količina	Vrijednost prodaje (u .000 KM)
14.11.12.90.00	Ostali građevinski kamen; porfir, bazalt i druge vrste kamena za izradu spomenika i gradnju, sirov, grubo klesan/samo izrezan (isklj. vapnenaste vrste kamena za spomenike i gradnju, težine >2.5 kg/10 m <sup>3</sup> granita i pješčenjaka)	0	t	188.410	188.410	2.723
<b>14.12</b>	<b>Vađenje krečnjaka, sirovog gipsa i krede</b>					
14.12.10.30.00	Sirovi gips (sadra), anhidrid	0	t	150.039	147.168	2.588
14.12.10.50.01	Krečnjak drobljeni za izradu kreča ili cementa	0	t	2.001.531	1.593.267	13.149
14.12.10.50.02	Krečnjak, brašno	0	t	401.739	340.095	5.115
14.12.20.30.01	Dolomit sirov	0	t	134.991	96.784	938
14.12.20.30.03	Dolomit brašno	0	t	16.635	17.045	1.047
<b>14.13</b>	<b>Vađenje škriljaca</b>					
14.13.10.00.00	Škriljac, sirovi, grubo otesan ili samo lomljen u blokove ili ploče	0	t	2.181	2.183	195
<b>14.2</b>	<b>Vađenje šljunka, pijeska i gline</b>					
<b>14.21</b>	<b>Vađenje šljunka i pijeska</b>					
14.21.11.50.00	Pijesak (kremeni pijesak i industrijski pijesak), silikatni	0	t	702.018	702.080	7.673
14.21.11.90.00	Građevinski pijesak (osim pijeska koji sadrži metale)	0	t	175.527	149.411	1.407
14.21.12.10.01	Šljunak	0	t	1.475.433	1.266.202	7.310
14.21.12.10.02	Obluci, kamena sitnež i flint	0+1	t	30.535	30.535	66
		0	t	4.500	4.500	29
		1	t	26.035	26.035	37
14.21.12.30.01	Dolomit, lomljen ili drobljen koji se koristi kao agregat za beton, za nasipanje cesta i za dr. upotrebu u građevinarstvu	0	t	1.115.736	968.905	9.967
14.21.12.30.02	Ostali kamen, lomljen ili drobljen koji se koristi kao agregat za beton, za nasipanje cesta i za dr. upotrebu u građevinarstvu	0	t	3.254.862	3.027.599	25.940
14.21.12.50.00	Mramorni granulati; odlomci i prah	0	t	1.736	2.046	303
14.21.12.90.00	Kameni granulati i odlomci i prah, osim mramornog	0	t	1.509	0	0
14.21.13.30.01	Tucanik za upotrebu u građevinarstvu	0	t	32.213	8.740	84
14.21.13.30.02	Ostali makadam od troske, šljake i sl. industrijskih otpadaka za upotrebu u građevinarstvu	0	t	164.930	170.342	1.642
<b>14.22</b>	<b>Vađenje gline i kaolina</b>					
14.22.11.40.00	Kaolin	0+1	t	259.325	251.656	1.162
		0	t	64.001	56.332	845
		1	t	195.324	195.324	317
14.22.11.60.00	Kaolinska glina (kuglična i plastična glina)	0	t	10.704	11.740	215
14.22.12.10.00	Bentonit, (natrijev i kalcijev smektit) atal pugit i sepiolit (zemlje za bjeljenje i zemlje za kiparstvo)	0	t	30.504	30.504	919
<b>14.3</b>	<b>Vađenje minerala za hemijsku proizvodnju i proizvodnju prirodnih mineralnih đubriva</b>					

*Vrsta proizvodnje:* 0 - Redovna proizvodnja, 1 - Proizvodnja na osnovu ugovora

*Vrijednost prodaje:* \* - Nije dostignuta jedinica mjere



**INDUSTRIJSKA PROIZVODNJA U 2008 GODINI – PRETHODNI PRODCOM REZULTATI**

Šifra	Naziv proizvoda i djelatnost	Vrsta proizvodnje	Mjerna jedinica	Proizvedena količina	Prodana količina	Vrijednost prodaje (u .000 KM)
<b>14.30</b>	<b>Vađenje minerala za hemijsku proizvodnju i proizvodnju prirodnih mineralnih đubriva</b>					
14.30.13.13.00	Prirodni barijev sulfat (barit)	0	t	54	64	21
<b>14.4</b>	<b>Proizvodnja soli</b>					
<b>14.40</b>	<b>Proizvodnja soli</b>					
14.40.10.00.01	Kamena so za ljudsku prehranu	0	t	80.339	79.036	20.762
14.40.10.00.05	So u otopini (mokro vađena)	0	t	474.783	459.265	6.430
<b>14.5</b>	<b>Vađenje ostalih ruda i kamena, d.n.</b>					
<b>14.50</b>	<b>Vađenje ostalih ruda i kamena, d.n.</b>					
14.50.23.13.00	Grafit, prirodni	0	t	272.084	267.026	5.647
14.50.23.15.01	Kvarcni pijesak za industrijsku upotrebu	0	t	82.567	59.931	885
<b>D</b>	<b>PRERAĐIVAČKA INDUSTRIJA</b>					
<b>DA</b>	<b>PROIZVODNJA PREHRAMBENIH PROIZVODA, PIĆA I DUHANA</b>					
<b>15</b>	<b>Proizvodnja prehrambenih proizvoda i pića</b>					
<b>15.1</b>	<b>Proizvodnja, prerada i konzerviranje mesa i proizvoda od mesa</b>					
<b>15.11</b>	<b>Proizvodnja i konzerviranje mesa</b>					
15.11.11.40.00	Govedina i teletina svježa ili hladena, cijela, polovice i četvrtine s kostima	0	kg	513.703	348.727	2.838
15.11.11.90.01	Svježa ili hladena junetina i govedina, u dijelovima	0+1	kg	6.187.732	4.971.883	35.629
		0	kg	6.179.182	4.963.333	35.628
		1	kg	8.550	8.550	1
15.11.11.90.02	Svježa ili hladena teletina, u dijelovima	0+1	kg	1.010.676	985.083	10.389
		0	kg	1.010.305	984.712	10.389
		1	kg	371	371	*
15.11.12.00.01	Zamrznuta junetina i govedina, u dijelovima	0	kg	277.204	260.692	916
15.11.13.30.00	Svježa ili hladena svinjetina, cijela i polovice (uklj. svježe meso pakovano tj. privremeno konzervano solju)	0	kg	2.635.046	1.042.367	7.421
15.11.13.50.00	Svinjetina, svježa ili hladena, butovi, lopatice i dijelovi s kostima (uklj. svježe meso privremeno konzervano solju)	0	kg	618.976	397.424	3.447
15.11.15.00.00	Janjetina i ovčetina, svježa ili hladena, cijela, polovice i dijelovi	0	kg	178.747	178.594	1.537
15.11.16.00.00	Janjetina i ovčetina, zamrznuta, cijela, polovice i dijelovi	0	kg	5.638	5.638	31
15.11.19.00.00	Svježi ,hlađeni ili zamrznuti jestivi klaonički nusproizvodi	0	kg	35.022	33.134	159
15.11.24.00.00	Sirova koža goveda i kopitara, cijela	0	kom	375.414	369.359	14.337
15.11.25.00.00	Sirova koža goveda i kopitara (isklj. cijele)	0	kg	5.629.109	5.457.817	12.899
15.11.26.00.00	Sirova ovčija ili janjeća koža	0	kom	189.204	198.588	911

*Vrsta proizvodnje: 0 - Redovna proizvodnja, 1 - Proizvodnja na osnovu ugovora*

*Vrijednost prodaje: \* - Nije dostignuta jedinica mjere*

**INDUSTRIJSKA PROIZVODNJA U 2008 GODINI – PRETHODNI PRODCOM REZULTATI**

Šifra	Naziv proizvoda i djelatnost	Vrsta proizvodnje	Mjerna jedinica	Proizvedena količina	Prodana količina	Vrijednost prodaje (u .000 KM)
15.11.27.00.00	Sirove kozije i jareće kože, neštavljene, svježe ili konzervirane	0	kom	276	276	*
15.11.30.40.00	Svinjska slanina i salo očišćena od mesa, svježa, zamrznuta, soljena i dimljena (isklj. topljenu)	0	kg	127.668	9.136	49
15.11.30.60.00	Svinjska mast i ostale svinjske masnoće, topljene	0	kg	26.718	32.779	56
15.11.40.90.00	Ostali proizvodi životinjskoga porijekla, nejestivi (dlake, kosti, rogovci, papci, itd.)	0	kg	62.180	72.795	740
<b>15.12</b>	<b>Proizvodnja i konzerviranje mesa peradi i zečijeg mesa</b>					
15.12.11.13.00	Svježe ili hladeno meso pilića, cijelo	0	kg	3.692.288	3.564.741	15.735
15.12.11.53.00	Svježe ili hladeno meso pilića (brojlera), sječeno	0	kg	2.787.760	2.863.850	14.329
15.12.11.70.00	Svježe ili hladene iznutrice i jetra peradi	0	kg	1.772.863	1.785.470	3.303
15.12.12.13.00	Zamrznuto pileće meso, cijelo	0	kg	1.039.411	1.035.312	5.004
15.12.12.53.00	Zamrznuto meso pilića, sječeno	0	kg	649.935	643.308	3.700
15.12.12.71.00	Zamrznuti otpaci i ostaci od peradi (isklj. jetra)	0	kg	357.117	355.897	782
15.12.12.75.00	Zamrznuta jetra peradi	0	kg	13.660	13.660	23
<b>15.13</b>	<b>Proizvodnja proizvoda od mesa i mesa peradi</b>					
15.13.11.10.00	Svinjski butovi, lopatice i dijelovi od njih sa kostima, soljeni, u salamuri, sušeni ili dimljeni	0	kg	215.693	213.017	3.346
15.13.11.30.00	Svinjska trbušina (slanina prošarana mesom) i dijelovi od nje, soljeni, u salamuri, sušeni ili dimljeni	0	kg	636.284	644.875	4.645
15.13.11.50.00	Svinjetina, soljena, u salamuri, sušena ili dimljena (uklj. slaninu i dijelove od nje) (isklj. šunke, lopatice i njihove dijelove s kostima, trbušine i njihove dijelove)	0	kg	894.942	919.858	6.099
15.13.11.70.00	Govedina, junetina i teletina, soljena, u salamuri, sušena ili dimljena	0	kg	401.327	406.216	4.094
15.13.11.90.00	Ostalo meso, soljeno, u salamuri, sušeno ili dimljeno; jestivo brašno, prah od mesa ili iznutrica	0	kg	71.451	71.576	331
15.13.12.13.00	Kobasice i slični proizvodi, od jetre (uklj. paštete u crijevu ili u obliku kobasice)	0	kg	2.005.000	2.005.000	7.986
15.13.12.15.01	Kobasice, osim od jetre, trajne	0	kg	1.075.678	1.109.213	12.404
15.13.12.15.02	Kobasice, osim od jetre, polutrajne	0	kg	5.428.233	5.528.463	28.545
15.13.12.15.03	Kobasice, osim od jetre, obarene	0	kg	13.744.662	13.798.285	59.034
15.13.12.15.04	Kobasice, osim od jetre, kuhane	0	kg	581.154	578.696	3.712
15.13.12.25.00	Proizvodi od jetre ostalih životinja (uklj. pire i paštete osim u kobasicama), proizvodi koji sadrže >20% mesa) (isklj. kobasice/homogenizirane proizvode od gusaka ili pataka)	0	kg	280.800	290.658	2.558
15.13.12.33.00	Ostalo pureće meso, pripremljeno ili konzervirano	0	kg	285.160	287.151	2.265
15.13.12.35.00	Ostalo meso peradi, pripremljeno ili konzervirano	0	kg	4.631.108	4.315.360	38.736

*Vrsta proizvodnje: 0 - Redovna proizvodnja, 1 - Proizvodnja na osnovu ugovora*

*Vrijednost prodaje: \* - Nije dostignuta jedinica mjere*

**INDUSTRIJSKA PROIZVODNJA U 2008 GODINI – PRETHODNI PRODCOM REZULTATI**

Šifra	Naziv proizvoda i djelatnost	Vrsta proizvodnje	Mjerna jedinica	Proizvedena količina	Prodana količina	Vrijednost prodaje (u .000 KM)
15.13.12.53.00	Mesne konzerve i gotova jela od svinjskog mesa (s < 40% ali > 20% mesa i jestivih mesnih otpadaka i ostataka), (uklj. mješavine, isklj. homogenizirana)	0	kg	42.084	31.574	207
15.13.12.59.00	Ostale preradevine od svinjskog mesa (uklj. mješavine masti svih vrsta i porijekla) (isklj. gotova jela, kobasice i slične proizvode, paštete, homogenizirane proizvode)	0	kg	8.204	7.918	40
15.13.12.60.00	Gotova jela i pripravci od govedine i teletine	0	kg	951.375	996.727	7.321
<b>15.2</b>	<b>Prerada i konzerviranje ribe i proizvoda od ribe</b>					
<b>15.20</b>	<b>Prerada i konzerviranje ribe i proizvoda od ribe</b>					
15.20.13.70.00	Sušena riba; soljena ili nesoljena; riba soljena ali nesušena; riba u salamuri (isklj. dimljene filete)	0	kg	1.260	1.206	12
15.20.16.00.00	Rakovi, mekušci i drugi vodeni beskičmenjaci, pripremljeni i konzervirani (isklj. rashladeni, zamrznuti, sušeni, soljeni ili u salamuri, rakovi u ljušturi, kuhani na pari ili kipućoj vodi)	0	kg	212.058	226.177	4.867
<b>15.3</b>	<b>Prerada i konzerviranje voća i povrća</b>					
<b>15.31</b>	<b>Prerada i konzerviranje krompira</b>					
15.31.12.10.00	Sušeni krompir u dijelovima ili ne, rezan ili ne, ali ne dalje prerađen	0	kg	337.780	285.520	820
15.31.12.90.00	Ostali pripremljeni ili konzervirani krompir d.n. (uklj. čips) (isklj. zamrznuti, osušeni, u sirćetu i sirćetnoj kiselini, u obliku brašna, krupice ili pahuljica)	0	kg	2.765.028	2.768.767	30.330
<b>15.32</b>	<b>Proizvodnja sokova od voća i povrća</b>					
15.32.10.15.00	Nekoncentrirani voćni sok od naranče, nezamrznuti	0	l	222.480	180.837	217
15.32.10.24.00	Sok od paradajza	0	l	113.647	115.037	190
15.32.10.26.00	Nekoncentrirani sok od jabuka	0	l	388.502	442.677	524
15.32.10.29.00	Nekoncentrirani sokovi od ostalog voća i povrća, nefermentirani i bez dodanog alkohola, osim naranče, limunike (grape fruit), ananasa, grožđa i jabučnog soka	0	l	10.899.309	10.906.371	16.306
15.32.10.30.00	Nekoncentrirane mješavine sokova, od voća i povrća	0	l	73.012	81.414	216
15.32.10.40.01	Koncentrirani voćni sok, od južnoga voća	0	l	31.980	32.660	91
15.32.10.40.02	Koncentrirani voćni sok, od kontinentalnog voća	0	l	1.348.514	1.403.100	4.459
15.32.10.40.04	Voćni sirupi	0	l	3.410.653	3.394.336	6.564
<b>15.33</b>	<b>Prerada i konzerviranje voća i povrća, d.n.</b>					
15.33.11.00.01	Grašak, zamrznuti	1	kg	397.000	397.000	40
15.33.11.00.02	Mahune, zamrznute	1	kg	47.000	47.000	5
15.33.11.00.06	Ostalo povrće, zamrznuto, osim miješanoga	0	kg	150.000	0	0
15.33.13.30.00	Sušeni luk, cijeli, sjeckan, rezan, samljeven ili u prahu, ali ne dalje pripremljen	0	kg	0	510	4

*Vrsta proizvodnje: 0 - Redovna proizvodnja, 1 - Proizvodnja na osnovu ugovora*

*Vrijednost prodaje: \* - Nije dostignuta jedinica mjere*

**INDUSTRIJSKA PROIZVODNJA U 2008 GODINI – PRETHODNI PRODCOM REZULTATI**

Šifra	Naziv proizvoda i djelatnost	Vrsta proizvodnje	Mjerna jedinica	Proizvedena količina	Prodana količina	Vrijednost prodaje (u .000 KM)
15.33.13.90.00	Sušeno povrće osim krompira, luka, gljiva, tartufa i miješano povrće, cijelo, sjeckano, mljeveno ili u prahu, ali ne dalje pripremljeno	0	kg	210.550	264.660	661
15.33.14.25.00	Nekonzentrirani pire od paradajza	0	kg	157.805	133.834	241
15.33.14.27.00	Konzentrirani pire od paradajza	0	kg	101.056	42.820	51
15.33.14.30.02	Ostale gljive i tartufi, pripremljeni i konzervirani, (isklj. u sirćetu ili sirćetnoj kiselini)	0	kg	14.679	14.679	121
15.33.14.61.00	Kiseli kupus, nezamrznuti	1	kg	242.000	78.000	31
15.33.14.90.01	Đuveč, nezamrznuti	0	kg	335.280	387.079	557
15.33.14.90.02	Ajvar, nezamrznuti	0	kg	1.531.597	1.714.197	5.454
15.33.15.00.01	Krastavci, konzervirani, u sirćetu ili sirćetnoj kiselini	0	kg	4.263.016	4.729.285	7.775
15.33.15.00.02	Paprika, konzervirana, u sirćetu ili sirćetnoj kiselini	0	kg	1.937.240	2.214.265	4.181
15.33.15.00.03	Cvekla, konzervirana u sirćetu ili sirćetnoj kiselini	0	kg	461.254	666.156	968
15.33.15.00.04	Feferoni, konzervirani u sirćetu ili sirćetnoj kiselini	0	kg	251.809	230.380	577
15.33.15.00.05	Miješane salate i ostalo miješano povrće, konzervirani u sirćetu ili sirćetnoj kiselini	0	kg	420.595	623.523	1.032
15.33.15.00.06	Ostalo povrće, konzervirano u sirćetu ili sirćetnoj kiselini	0	kg	151.000	0	0
15.33.21.00.00	Zamrznuto voće, koštunjavo voće, nekuhano ili kuhano na pari ili kipućoj vodi	0	kg	2.790.132	2.142.993	3.074
15.33.22.90.01	Džemovi, od ostaloga voća	0	kg	378.073	390.930	986
15.33.22.90.02	Pekmezi, od ostaloga voća	0	kg	92.532	103.754	336
15.33.22.90.03	Marmelada, od šipka	0	kg	742.488	673.016	1.739
15.33.22.90.04	Marmelade, od jedne vrste voća, osim od šipka	0	kg	2.455.342	2.915.178	4.934
15.33.22.90.05	Miješane marmelade, od ostaloga voća	0	kg	1.416.064	1.187.910	2.100
15.33.22.90.06	Slatko i želei od ostalog voća i koštuničavog voća	0	kg	107.897	71.985	410
15.33.23.30.00	Kikiriki, pripremljeni ili konzervirani (uklj. maslac od kikirikija) (isklj. u sirćetu ili sirćetnoj kiselini, zamrznuti, pire ili paste)	0	kg	252.411	237.211	1.191
15.33.23.90.00	Pripremljeno ili konzervirano koštunjavo voće, osim kikirikija; i ostale sjemenke i mješavine (isklj.u sirćetu ili sirćetnoj kiselini, zamrznuto, pire i paste, konzervirano u šećeru)	0	kg	159.062	164.277	930
15.33.25.20.03	Ostalo suho voće (osim šljiva i smokava) i njihove mješavine	0	kg	0	36.240	36
15.33.25.50.01	Kompoti od jedne ili više vrsta voća	0	kg	56.770	102.855	211
15.33.25.50.02	Voćna pulpa i kaša	0	kg	978.000	14.550	5
<b>15.4</b>	<b>Proizvodnja biljnih i životinjskih ulja i masti</b>					
<b>15.41</b>	<b>Proizvodnja sirovih ulja i masti</b>					
15.41.12.10.00	Sirovo sojino ulje i njegove frakcije (isklj. hemijski modificirano)	0	kg	5.948.000	1.059.000	2.242

*Vrsta proizvodnje: 0 - Redovna proizvodnja, 1 - Proizvodnja na osnovu ugovora*

*Vrijednost prodaje: \* - Nije dostignuta jedinica mjere*

**INDUSTRIJSKA PROIZVODNJA U 2008 GODINI – PRETHODNI PRODCOM REZULTATI**

Šifra	Naziv proizvoda i djelatnost	Vrsta proizvodnje	Mjerna jedinica	Proizvedena količina	Prodana količina	Vrijednost prodaje (u .000 KM)
15.41.12.40.00	Sirovo ulje sjemena suncokreta, šafranike i njihove frakcije (isklj. hemijski modificirano)	0	kg	17.118.000	298.000	374
15.41.12.60.00	Sirovo ulje repice ili gorušice i njegove frakcije (isklj. hemijski modificirano)	0	kg	14.427.000	3.235.000	7.539
15.41.31.30.00	Uljane pogače i ostali čvrsti ostaci dobiveni ekstrakcijom ulja iz soje	0	kg	895.800	682.488	634
<b>15.42</b>	<b>Proizvodnja rafiniranih ulja i masti</b>					
15.42.11.10.00	Rafinirano sojino ulje i njegove frakcije (isklj. hemijski modificirano)	0	kg	3.947.000	241.000	384
15.42.11.40.00	Rafinirano ulje od sjemena suncokreta, šafranike i njihove frakcije (isklj. hemijski modificirano)	0	kg	20.696.000	3.852.000	7.488
15.42.11.60.00	Rafinirano ulje repice i gorušice i njihove frakcije (isklj. hemijski modificirano)	0	kg	8.584.000	1.273.000	2.884
<b>15.43</b>	<b>Proizvodnja margarina i sličnih jestivih masti</b>					
15.43.10.30.00	Margarin i namazi sa smanjenim i malim sadržajem mliječne masti (isklj. tekući margarin)	0	kg	453.701	453.701	3.493
<b>15.5</b>	<b>Proizvodnja mliječnih proizvoda</b>					
<b>15.51</b>	<b>Proizvodnja mlijeka, mliječnih proizvoda i sira</b>					
15.51.11.33.01	Obrano mlijeko (mlijeko i vrhnje sa sadržajem ≤1% mliječne masti, nekonzentrirano ili nezaslađeno u pakovanju neto sadržaja manje ≤ 2 l, pasterizirano	0	l	1.480	1.480	1
15.51.11.33.02	Obrano mlijeko (mlijeko i vrhnje sa sadržajem ≤1% mliječne masti, nekonzentrirano ili nezaslađeno u pakovanju neto sadržaja manje ≤ 2 l, sterilizirano	0	l	38.865	38.865	39
15.51.11.42.01	Mlijeko i vrhnje sa težinskim sadržajem >1% ali ≤6% mliječne masti, nekonzentrirano ili nezaslađeno u pakovanju neto sadržaja ≤ 2 l, pasterizirano	0	kg	88.508.116	34.045.655	37.846
15.51.11.42.02	Mlijeko i vrhnje sa težinskim sadržajem >1% ali ≤6% mliječne masti, nekonzentrirano ili nezaslađeno u pakovanju neto sadržaja ≤ 2 l, sterilizirano	0	kg	88.834.880	83.449.515	82.888
15.51.12.10.00	Mlijeko i vrhnje sa težinskim sadržajem >6% ali ≤21% mliječne masti, nekonzentrirano ili nezaslađeno, za direktnu upotrebu, u pakovanju neto sadržaja ≤ 2 l,	0	kg	1.938.760	1.954.323	4.785
15.51.12.20.00	Mlijeko i vrhnje sa težinskim sadržajem >6% ali ≤21% mliječne masti, nekonzentrirano ili nezaslađeno, za direktnu upotrebu, u pakovanju neto sadržaja > 2 l,	0	kg	36.224	34.123	101
15.51.20.33.00	Obrano mlijeko u prahu (mlijeko i vrhnje u čvrstom obliku sa težinskim sadržajem mliječne masti ≤ 1,5%) za direktnu upotrebu, u pakovanju sadržaja ≤ 2,5 kg	0	kg	112.336	58.978	660
15.51.20.63.00	Obrano mlijeko u prahu ili vrhnje (mlijeko i vrhnje u čvrstom obliku sa težinskim sadržajem mliječne masti >1,5%) za direktnu upotrebu u pakovanju sadržaja ≤ 2,5 kg	0	kg	215.727	87.876	758

*Vrsta proizvodnje:* 0 - Redovna proizvodnja, 1 - Proizvodnja na osnovu ugovora

*Vrijednost prodaje:* \* - Nije dostignuta jedinica mjere

**INDUSTRIJSKA PROIZVODNJA U 2008 GODINI – PRETHODNI PRODCOM REZULTATI**

Šifra	Naziv proizvoda i djelatnost	Vrsta proizvodnje	Mjerna jedinica	Proizvedena količina	Prodana količina	Vrijednost prodaje (u .000 KM)
15.51.30.30.00	Maslac sa sadržajem mliječne masti ≤85%	0	kg	483.892	295.625	2.496
15.51.30.50.00	Maslac sa težinskim sadržajem mliječne masti >85% i druge masti i ulja dobiveni od mlijeka (isklj. mliječni namaz sa sadržajem masti <80%)	0	kg	121.347	114.875	830
15.51.30.70.00	Mliječni namazi sa težinskim sadržajem mliječne masti <80%	0	kg	16.473	15.624	180
15.51.40.30.00	Nefermentirani ili nesoljeni svježi sir (uklj. od surutke i skute)	0	kg	3.140.328	3.148.871	8.626
15.51.40.50.01	Polutvrđi sir	0	kg	97.485	94.630	845
15.51.40.50.02	Tvrđi sir	0	kg	1.961.541	1.715.621	14.791
15.51.40.50.04	Ostali netopljeni sir	0	kg	105.941	102.866	844
15.51.40.70.00	Topljeni sir (isklj. strugani ili u prahu)	0	kg	806	806	5
15.51.52.41.01	Kiselo mlijeko i jogurt, nearomatizirani i bez dodatnoga voća, oraha i dr. ili kaka	0	kg	25.835.756	25.842.599	33.816
15.51.52.41.03	Kiselo vrhnje, nearomatizirano i bez dodanog voća, oraha i dr. ili kaka	0	kg	9.972.971	9.956.602	23.427
15.51.52.45.00	Aromatizirani tekući jogurt ili acidofilno mlijeko (kiselo mlijeko, vrhnje, jogurt i ost. fermentirani proizvodi, aromatizirani ili s dodanim voćem, orašastim plodovima ili kakaom)	0	kg	474.091	480.875	1.721
15.51.52.65.00	Mlačnica (stepka)	0	kg	410.087	405.594	526
15.51.55.40.00	Surutka i modificirana surutka, tekuća u obliku pirea, nekonzentrirana ili koncentrirana ili zaslađena	0	kg	2.615.256	2.616.253	117
<b>15.52</b>	<b>Proizvodnja sladoleda i drugih smrznutih smjesa</b>					
15.52.10.00.00	Sladoled i ostali jestivi ledeni proizvodi (uklj. šerbet, lizaljke) (isklj. mješavine i sirovine za sladoled)	0	l	1.854.106	1.784.626	5.661
<b>15.6</b>	<b>Proizvodnja mlinskih proizvoda, skroba i proizvoda od skroba</b>					
<b>15.61</b>	<b>Proizvodnja mlinskih proizvoda</b>					
15.61.21.00.00	Brašno od pšenice ili suražice	0+1	kg	228.548.514	223.507.817	154.480
		0	kg	226.952.877	221.912.180	154.387
		1	kg	1.595.637	1.595.637	92
15.61.22.00.01	Brašno, kukuruzno	0	kg	2.773.588	2.680.556	2.191
15.61.22.00.02	Brašno, raženo	0	kg	221.024	214.667	154
15.61.22.00.03	Brašno od ostalih žitarica (osim kukuruznog i raženog), d. n.	0	kg	544.645	541.290	334
15.61.24.00.00	Mješavine i tijesta za izradu hljeba, kolača, peciva, biskvita, dvopeka, vafila, oblatna, preprženog hljeba, tost-hljeba i sličnih pečenih proizvoda i ostali pekarski proizvodi	0	kg	6.815	0	0
15.61.31.33.00	Prekrupa i krupica od tvrde pšenice	0	kg	747.950	739.700	518
15.61.31.35.00	Prekrupa i krupica od obične pšenice i pira	0	kg	180.725	194.875	156
15.61.32.30.00	Prekrupa i krupica od zobi, kukuruza, riže, raži, ječma i ostalih žitarica (isklj. pšenicu)	0	kg	4.919.240	4.921.835	2.495

*Vrsta proizvodnje: 0 - Redovna proizvodnja, 1 - Proizvodnja na osnovu ugovora*

*Vrijednost prodaje: \* - Nije dostignuta jedinica mjere*



**INDUSTRIJSKA PROIZVODNJA U 2008 GODINI – PRETHODNI PRODCOM REZULTATI**

Šifra	Naziv proizvoda i djelatnost	Vrsta proizvodnje	Mjerna jedinica	Proizvedena količina	Prodana količina	Vrijednost prodaje (u .000 KM)
15.61.33.33.00	Žitarice; valjane, u granulama, oljuštene, perlirane, rezane ili gnječene (isklj. rižu)	0	kg	38.773	36.803	84
15.61.33.35.00	Klice žitarica; cijele, valjane, u pahuljicama (isklj. rižu)	0	kg	16.615	16.735	8
15.61.33.53.00	Ostala pripremljena hrana, dobivena bubrenjem ili prženjem žitarica	0	kg	4.697	6.343	37
15.61.40.30.00	Polubijela ili bijela riža (izbijeljena) (uklj. poliranu rižu)	0	kg	19.612	30.993	37
15.61.50.10.00	Kukuruzne mekinje (posije) i prekrupa i ostali ostaci od prosijavanja, mljevenja i dr. obrade kukuruza	0	kg	3.928.093	1.944.684	869
15.61.50.50.01	Pšenične mekinje (posije), kao ostaci od obrade pšenice	0+1	kg	38.610.306	38.149.400	10.361
		0	kg	38.031.040	37.570.134	10.326
		1	kg	579.266	579.266	34
15.61.50.50.02	Pšenična prekrupa, kao ostatak od obrade pšenice	0+1	kg	16.625	14.430	4
		0	kg	12.625	10.430	4
		1	kg	4.000	4.000	*
15.61.50.50.03	Stočno brašno, od pšenice	0+1	kg	37.339.939	35.309.655	11.459
		0	kg	37.339.618	35.309.334	11.459
		1	kg	321	321	*
15.61.50.50.04	Ostali ostaci od prosijavanja, mljevenja i dr. obrade pšenice	0	kg	4.204.386	4.234.552	978
15.61.50.90.00	Posije i ostali ostaci od prosijavanja, mljevenja i druge obrade ostalih žitarica (isklj. kukuruz, kukuruzne klice, rižu, pšenicu)	0	kg	110.750	132.775	76
<b>15.62</b>	<b>Proizvodnja skroba i proizvoda od skroba</b>					
15.62.21.10.00	Glukoza i glukozni sirup (isklj. s dodanom aromom ili materijama za bojenje)	0	kg	0	38	*
15.62.21.20.00	Hemijski čista fruktoza u čvrstom stanju; fruktoza i fruktozni sirup >od 50% suhe materije fruktoze, izoglukoze (isklj. s dodanom aromom ili materijama za bojenje)	0+1	kg	46.542.189	46.533.007	19.277
		0	kg	25.053.222	25.044.040	15.044
		1	kg	21.488.967	21.488.967	4.233
<b>15.7</b>	<b>Proizvodnja gotove hrane za životinje</b>					
<b>15.71</b>	<b>Proizvodnja gotove hrane za domaće životinje</b>					
15.71.10.10.00	Predsmjese (premiksi) za ishranu životinja	0	kg	987.797	1.004.594	2.232
15.71.10.33.00	Prerađevine za ishranu domaćih životinja (osim predsmjesa) za svinje	0	kg	23.457.987	23.046.910	16.525
15.71.10.35.00	Prerađevine za ishranu domaćih životinja (osim predsmjesa) za goveda	0	kg	14.258.038	14.127.029	7.913
15.71.10.37.00	Prerađevine za ishranu domaćih životinja (osim predsmjesa) za perad	0	kg	94.279.563	71.978.333	48.483
15.71.10.39.00	Prerađevine za ishranu domaćih životinja (osim predsmjesa) d.n.	0	kg	8.290.563	8.396.268	6.422

*Vrsta proizvodnje:* 0 - Redovna proizvodnja, 1 - Proizvodnja na osnovu ugovora

*Vrijednost prodaje:* \* - Nije dostignuta jedinica mjere

**INDUSTRIJSKA PROIZVODNJA U 2008 GODINI – PRETHODNI PRODCOM REZULTATI**

Šifra	Naziv proizvoda i djelatnost	Vrsta proizvodnje	Mjerna jedinica	Proizvedena količina	Prodana količina	Vrijednost prodaje (u .000 KM)
<b>15.8</b>	<b>Proizvodnja ostalih prehrambenih proizvoda</b>					
<b>15.81</b>	<b>Proizvodnja kruha, peciva, svježe tjestenine i kolača</b>					
15.81.11.00.01	Svježi hljeb, pšenični	0	kg	41.478.738	41.470.016	63.010
15.81.11.00.02	Svježi hljeb, raženi, uklj. i miješani	0	kg	1.266.860	1.266.357	2.175
15.81.11.00.03	Svježi hljeb, kukuruzni	0	kg	85.810	85.810	179
15.81.11.00.04	Svježi hljeb, specijalni (obogaćen mineralnim solima, vitaminima i drugim dodacima)	0	kg	830.453	830.260	1.893
15.81.11.00.05	Ostale vrste hljeba	0	kg	1.919.835	1.919.835	3.142
15.81.11.00.06	Sve vrste peciva	0	kg	5.218.615	5.216.817	14.110
15.81.11.00.07	Krušne mrvice	0	kg	69.234	68.084	126
15.81.11.00.08	Ostali pekarski proizvodi, svježi, zamrznuti i pečeni	0	kg	1.225.004	1.210.846	4.043
15.81.12.00.01	Industrijski kolači	0	kg	1.497.018	1.519.200	6.609
15.81.12.00.02	Svježi i pečeni fini pekarski proizvodi (proizvodi od lisnatoga tijesta, krofne i dr.)	0	kg	2.494.679	2.494.305	10.723
15.81.12.00.03	Poslastice, dnevni kolači	0	kg	727.359	723.325	5.318
15.81.12.00.04	Ostali pekarski proizvodi s dodatkom sladila	0	kg	29.000	29.000	151
<b>15.82</b>	<b>Proizvodnja dvopeka i keksa; proizvodnja trajnih peciva i kolača</b>					
15.82.11.50.00	Dvopek, tost-hljeb i slični tost-proizvodi	0	kg	46.893	45.880	117
15.82.12.30.00	Medenjaci začinjeni đumbirom i slično	0	kg	76.461	74.151	189
15.82.12.53.01	Slatki keksi potpuno ili djelomično čokoladirani	0	kg	462.884	453.117	1.559
15.82.12.53.02	Vafel proizvodi potpuno ili djelomično čokoladirani	0	kg	619.064	620.268	2.381
15.82.12.53.03	Slatki keksi potpuno ili djelomično preliveni preljevom koji sadrži kakao	0	kg	2.183.744	2.137.154	9.703
15.82.12.53.04	Vafel proizvodi potpuno ili djelomično preliveni preljevom koji sadrži kakao	0	kg	3.880.221	3.831.805	13.021
15.82.12.55.00	Slatki keksi (uklj. sendvič-kekse; isklj. potpuno ili djelomično prevučene ili ispunjene čokoladom ili drugim preparatima koji sadrže čokoladu)	0	kg	2.686.824	2.645.335	6.569
15.82.12.59.00	Vafli i oblatne (uklj. soljene) (isklj. potpuno ili djelomično prevučene ili ispunjene čokoladom ili drugim preparatima koji sadrže čokoladu)	0	kg	438.722	424.744	2.039
15.82.13.20.00	Hostije; prazne kapsule za farmaceutske potrebe; oblatne za prekrivanje; rižin papir i slični proizvodi	0	kg	35.712	40.470	137
15.82.13.40.00	Keksi (isklj. potpuno ili djelomično prevučene ili ispunjene čokoladom ili drugim preparatima koji sadrže kakao, vafle i oblatne)	0	kg	1.646.636	1.604.334	7.926
15.82.13.50.00	Začinjeni ili soljeni ekstrudirani ili ekspanzirani proizvodi	0	kg	1.328.535	1.301.563	5.622
15.82.13.90.00	Pekarski proizvodi, bez dodatka sladila (uklj. tanke palačinke, pite, pizze; isklj. sendviče, krisp, vafle, oblatne, dvopek, tost, začinjene ili soljene ekstrudirane li ekspanzirane proizvode)	0	kg	530.942	527.912	2.093
<b>15.83</b>	<b>Proizvodnja šećera</b>					

*Vrsta proizvodnje: 0 - Redovna proizvodnja, 1 - Proizvodnja na osnovu ugovora*

*Vrijednost prodaje: \* - Nije dostignuta jedinica mjere*



**INDUSTRIJSKA PROIZVODNJA U 2008 GODINI – PRETHODNI PRODCOM REZULTATI**

Šifra	Naziv proizvoda i djelatnost	Vrsta proizvodnje	Mjerna jedinica	Proizvedena količina	Prodana količina	Vrijednost prodaje (u .000 KM)
15.83.12.30.00	Rafinirani bijeli šećer od šećerne trske ili šećerne repe u čvrstom stanju	0	kg	881.950	875.337	1.005
<b>15.84</b>	<b>Proizvodnja kaka, čokolade i konditorskih proizvoda</b>					
15.84.13.00.00	Kakao prah (isklj. koji sadrži dodani šećer ili druga sladila)	0	kg	14.101	15.435	51
15.84.21.37.00	Čokolada, itd., sa sadržajem kaka, u blokovima, tablama i prutićima >2 kg, >18% kakao maslaca	0	kg	571.100	586.881	2.987
15.84.21.70.00	Preljevi s okusom čokolade s težinskim udjelom 18% ili više kakao maslaca i u pakovanjima >2 kg	0	kg	31.376	0	0
15.84.21.90.00	Prehrambeni preparati, s težinskim udjelom od 18% ili više kakao maslaca i u pakovanjima >2 kg (isklj. preljeve s okusom čokolade, čokoladne mliječne mrvice)	0	kg	3.617	3.592	11
15.84.22.33.00	Čokoladni blokovi; table i prutići koji sadrže jezgru (uklj. s kremom, likerom ili voćnom pastom; isklj. čokoladne kekse)	0	kg	210.957	191.887	945
15.84.22.35.00	Čokoladni blokovi; table i prutići, s dodacima žitarica; voća ili orašastih plodova (isklj. punjene, čokoladne kekse)	0	kg	859.100	808.900	5.100
15.84.22.55.00	Čokoladni proizvodi (isklj. punjene, čokoladne blokove; table ili prutiće, čokoladne kekse, čokolade)	0	kg	269.809	265.608	1.016
15.84.22.70.00	Čokoladni namazi	0	kg	2.194.548	2.162.601	7.249
15.84.22.80.00	Preparati od kaka za pripremu napitaka	0	kg	9.437	5.958	32
15.84.22.90.00	Ostali prehrambeni proizvodi sa sadržajem kaka (isklj. kakao pastu, maslac, prah, blokove, table, prutiće, u tekućem stanju, paste, prah, granule, u ostalom rasutom stanju u pakovanju >2kg, za pripremu napitaka, čokoladni preljevi)	0	kg	2.640	2.640	8
15.84.23.53.00	Konditorske paste u pakovanjima za direktnu upotrebu ≥ 1 kg (uklj. marcipan, fondan, nugat, pastu od badema)	0	kg	8.316	8.380	63
15.84.23.63.00	Šećerom prevučeni proizvodi (uklj. ušećerene bademe)	0	kg	129.186	128.872	412
15.84.23.65.00	Gumeni bomboni i voćni žele i voćne paste u obliku konditorskih proizvoda (isklj. gumu za žvakanje)	0	kg	32.119	32.929	109
15.84.23.73.00	Tvrđi bomboni	0	kg	1.000	1.000	4
15.84.23.75.00	Karamele i slični proizvodi	0	kg	12.135	11.739	33
15.84.23.90.00	Ostali konditorski proizvodi, d.n.	0	kg	444.588	434.661	1.096
15.84.24.00.00	Iscijeđeno, preliveno šećerom ili kristalizirano (kandirano) voće, koštuničavo voće, kore od voća i drugi dijelovi biljaka (isklj. konzervirano šećerom i stavljeno u sirup, sušeno voće)	0	kg	19.000	17.000	145
<b>15.85</b>	<b>Proizvodnja makarona, rezanaca, kuskusa i sličnih proizvoda od brašna</b>					
15.85.11.30.00	Nekuhana tjestenina s jajima (isklj. punjenu i drugačije pripremljenu)	0	kg	3.058.451	3.048.974	5.950
15.85.11.50.00	Nekuhana tjestenina (isklj. s jajima, punjenu i drugačije pripremljenu)	0	kg	5.253	5.253	8

*Vrsta proizvodnje:* 0 - Redovna proizvodnja, 1 - Proizvodnja na osnovu ugovora

*Vrijednost prodaje:* \* - Nije dostignuta jedinica mjere

**INDUSTRIJSKA PROIZVODNJA U 2008 GODINI – PRETHODNI PRODCOM REZULTATI**

Šifra	Naziv proizvoda i djelatnost	Vrsta proizvodnje	Mjerna jedinica	Proizvedena količina	Prodana količina	Vrijednost prodaje (u .000 KM)
15.85.12.35.00	Sušena, nesušena i zamrznuta tjestenina i proizvodi od tjestenine (uklj. gotova jela) (isklj. nekuhanu tjesteninu, punjenu tjesteninu)	0	kg	387.607	383.233	837
<b>15.86</b>	<b>Prerada čaja i kafe</b>					
15.86.11.30.00	Kafa bez kofeina, nepržena	0	kg	20.000	20.000	105
15.86.11.50.00	Pržena kafa s kofeinom	0	kg	3.932.292	4.052.005	36.754
15.86.12.10.00	Nadomjesci kafe koji sadrže kafu	0	kg	0	120	2
15.86.12.30.00	Ekstrakti, esencije ili koncentrati kafe, čvrsti (uklj. instantnu kafu)	0	kg	15.628	15.209	211
15.86.12.50.00	Ekstrakti, esencije ili koncentrati kafe, u tekućem stanju, preparati na bazi ekstrakata, esencija ili koncentrata kafe ili na bazi kafe	0	kg	1.974	1.974	30
15.86.13.00.00	Čaj, u pakovanju manjem od uklj. 3 kg	0	kg	267.729	254.931	5.455
<b>15.87</b>	<b>Proizvodnja začina i drugih dodataka hrani</b>					
15.87.12.30.00	Kečap od paradajza i ostali umaci od paradajza	0	kg	3.029.265	2.997.829	5.489
15.87.12.53.00	Brašno i krupica od gorušice	0	kg	44.403	45.793	77
15.87.12.70.01	Majoneza dr. emulgirani umaci	0	kg	139.584	139.120	432
15.87.12.70.02	Sušena mljevena paprika	0	kg	17.283	16.340	105
15.87.12.70.03	Dodaci jelima (vegeta, veda i slično)	0	kg	1.313.072	1.373.869	3.805
15.87.12.70.04	Mirođije i začini, pripremljeni (biber, vanilija, cimet, muškatnjak, anis itd.)	0	kg	319.751	321.795	1.496
15.87.12.70.05	Ostali pripremljeni umaci i začini (tobasco, worchester, marinada, crveni luk, bijeli luk, hren, curry itd.)	0	kg	46.148	46.148	614
<b>15.88</b>	<b>Proizvodnja homogenizovanih prehrambenih proizvoda i dijetetske hrane</b>					
15.88.10.50.00	Homogenizirani preparati od voća, džemovi, voćni želei, pirei od voća ili orašastih plodova i paste od voća ili orašastih plodova	1	kg	1.017.000	1.017.000	153
15.88.10.70.00	Prehrambeni preparati za dječiju hranu, za maloprodaju, osim homogeniziranih složenih prehrambenih preparata	0	kg	102.000	105.000	1.319
<b>15.89</b>	<b>Proizvodnja ostalih prehrambenih proizvoda, d.n.</b>					
15.89.11.00.00	Supe od povrća i mesa, preparati za supe	0	kg	125.956	124.148	1.274
15.89.13.70.00	Pripremljeni prašci za dizanje tijesta	0	kg	28.637	29.494	184
15.89.14.39.00	Prehrambeni preparati od brašna, krupice, škroba, itd.	0	kg	475.784	461.489	1.212
15.89.14.91.00	Koncentrati bjelančevina i aromatizirani ili obojeni šećerni sirupi	0	kg	906.618	1.007.131	2.526
<b>15.9</b>	<b>Proizvodnja pića</b>					
<b>15.91</b>	<b>Proizvodnja destiliranih alkoholnih pića</b>					
15.91.10.20.02	Vinjak (konjak) i slično	0	l alk. 100%	239.549	254.717	9.669
15.91.10.20.03	Lozovača, komovača	0	l alk. 100%	4.256	4.314	54

*Vrsta proizvodnje: 0 - Redovna proizvodnja, 1 - Proizvodnja na osnovu ugovora*

*Vrijednost prodaje: \* - Nije dostignuta jedinica mjere*

**INDUSTRIJSKA PROIZVODNJA U 2008 GODINI – PRETHODNI PRODCOM REZULTATI**

Šifra	Naziv proizvoda i djelatnost	Vrsta proizvodnje	Mjerna jedinica	Proizvedena količina	Prodana količina	Vrijednost prodaje (u .000 KM)
15.91.10.40.00	Rum i tafija (važno: isklj. akcize na alkoholna pića)	0	1 alk. 100%	9.731	10.120	120
15.91.10.50.00	Džin i klekovača (važno: isklj. akcize na alkoholna pića)	0	1 alk. 100%	7.647	8.532	138
15.91.10.63.00	Votka s volumnim udjelom alkohola od ≤45.4% (važno: isklj. akcize na alkoholna pića)	0	1 alk. 100%	67.872	69.723	1.248
15.91.10.65.01	Pečeni kom od voća	0	1 alk. 100%	275.722	442.768	3.497
15.91.10.65.02	Rakije od voća (šljivovica i slično)	0	1 alk. 100%	57.298	61.056	2.332
15.91.10.80.00	Žestoka alkoholna pića, likeri i ostala alkoholna pića (isklj. žestoka alkoholna pića dobivena destilacijom vina, koma ili voća (viski, rum, tafija, džin i klekovača, žestoka alkoholna pića destilirana iz voća)	0	1 alk. 100%	41.628	37.609	548
<b>15.92</b>	<b>Proizvodnja etil-alkohola iz fermentiranih materijala</b>					
<b>15.93</b>	<b>Proizvodnja vina (grožđe)</b>					
15.93.12.11.00	Bijela vina iz određenih geografskih područja (kvalitetna vina proizvedena u posebnim regijama)	0	1	1.679.457	1.883.303	4.791
15.93.12.13.00	Bijela vina (ostala), koja nisu kvalitetna vina proizvedena u posebnim regijama	0	1	2.567.937	1.758.644	1.435
15.93.12.15.00	Vina i mošt, spriječene ili zaustavljene fermentacije dodavanjem alkohola u otopini s CO <sub>2</sub> , tlaka =>1 bara <3, na 20°C (isklj. pjenušava vina)	0	1	43.375	0	0
15.93.12.17.00	Kvalitetna vina i mošt spriječene ili zaustavljene fermentacije dodavanjem alkohola, kvalitetna vina proizvedena u posebnim regijama alkoholne jačine ≤15%, isklj. bijela vina i pjenušava vina	0	1	126.304	105.770	219
15.93.12.19.00	Vina i mošt spriječene ili zaustavljene fermentacije dodavanjem alkohola, alkoholne jačine ≤15% (isklj. bijela vina i pjenušava vina, kvalitetna vina proizvedena u posebnim regijama)	0	1	174.013	167.852	2.373
<b>15.96</b>	<b>Proizvodnja piva</b>					
15.96.10.00.00	Pivo od slada (isklj. bezalkoholno pivo, pivo s volumnim udjelom alkohola ≤0,5%, akcize na alkoholna pića)	0	1	100.915.416	100.147.952	119.597
<b>15.98</b>	<b>Proizvodnja mineralne vode i osvježavajućih pića</b>					
15.98.11.30.00	Mineralne vode i gazirane vode, nezaslađene	0	1	99.547.132	99.009.506	43.217
15.98.11.50.00	Nezaslađene i nearomatizirane vode, led i snijeg (isklj. mineralne i gazirane vode)	0	1	7.149.612	7.117.185	2.782
15.98.12.30.00	Vode s dodanim šećerom ili drugim sladilima ili aromatizirane, kao npr. bezalkoholna osvježavajuća pića (uklj. mineralne i gazirane)	0	1	150.394.461	144.744.805	135.905
15.98.12.50.02	Ostala bezalkoholna pića bez sadržaja mliječne masnoće	0	1	14.133.182	13.568.454	12.858
<b>16</b>	<b>Proizvodnja duhanskih proizvoda</b>					

*Vrsta proizvodnje:* 0 - Redovna proizvodnja, 1 - Proizvodnja na osnovu ugovora

*Vrijednost prodaje:* \* - Nije dostignuta jedinica mjere

**INDUSTRIJSKA PROIZVODNJA U 2008 GODINI – PRETHODNI PRODCOM REZULTATI**

Šifra	Naziv proizvoda i djelatnost	Vrsta proizvodnje	Mjerna jedinica	Proizvedena količina	Prodana količina	Vrijednost prodaje (u .000 KM)
<b>16.0</b>	<b>Proizvodnja duhanskih proizvoda</b>					
<b>16.00</b>	<b>Proizvodnja duhanskih proizvoda</b>					
16.00.11.50.00	Cigarete koji sadrže duhan ili mješavine duhana i njegovih nadomjestaka (isklj. akcize na duhanske proizvode)	0+1	mil. kom	4.842	4.837	101.195
		0	mil. kom	4.751	4.746	100.814
		1	mil. kom	91	91	381
16.00.12.90.00	Duhanske preradevine, ekstrakti i esencije, ostali homogenizirani ili rekonstruirani duhan, d. n.	0+1	kg	2.990.547	2.759.080	12.066
		0	kg	2.591.863	2.360.396	11.784
		1	kg	398.684	398.684	282
<b>DB</b>	<b>PROIZVODNJA TEKSTILA I TEKSTILNIH PROIZVODA</b>					
<b>17</b>	<b>Proizvodnja tekstila</b>					
<b>17.1</b>	<b>Priprema i predenje tekstilnih vlakana</b>					
17.10.42.50.00	Pređa od češljane vune ili finih životinjskih dlaka, nepakovana za maloprodaju	1	kg	398.000	392.000	771
17.10.43.55.00	Pređa od češljanog pamuka, nepakovana za maloprodaju, za ostale namjene (uklj. za ćilime i prekrivače za pod)	1	kg	22.000	21.000	21
17.10.52.30.00	Pređa s ≥85% težinskog udjela sintetičkih reznih vlakana, nepakovana za maloprodaju, (isklj. konac za šivanje)	0	kg	1.000	2.000	17
17.10.53.50.00	Pređa s <85% težinskog udjela sintetičkih reznih vlakana pomiješana s češljanom vunom ili finom životinjskom dlakom, nepakovana za maloprodaju	1	kg	3.000	2.000	22
<b>17.2</b>	<b>Proizvodnja tkanina</b>					
17.20.20.19.00	Pamučne tkanine, ne od prediva različite boje, težine ≤200 g/m <sup>2</sup> , za tehničku i industrijsku upotrebu (isklj. gazu, medicinsku gazu)	0	m <sup>2</sup>	125.688	125.688	699
17.20.20.20.00	Pamučne tkanine, težine ≤100 g/m <sup>2</sup> , za medicinsku gazu, zavojne i obloge	0	m <sup>2</sup>	4.088.796	4.088.796	2.143
<b>17.3</b>	<b>Dovršavanje tkanina</b>					
<b>17.30</b>	<b>Dovršavanje tkanina</b>					
17.30.10.23.00	Bojenje pamučne prede (isklj. konac za šivanje)	1	kg	81.000	81.000	205
<b>17.4</b>	<b>Proizvodnja gotovih tekstilnih proizvoda, osim odjeće</b>					
<b>17.40</b>	<b>Proizvodnja gotovih tekstilnih proizvoda, osim odjeće</b>					
17.40.12.30.00	Posteljno rublje od pletenih ili kukičanih tkanina	0	kg	2.000	2.000	60
17.40.12.53.00	Posteljno rublje od pamuka (isklj. pleteno ili kukičano)	0	kg	121.094	89.263	1.925
17.40.12.59.00	Posteljno rublje od ostalih tkanina (isklj. od pamuka, od lana ili ramije)	0+1	kg	183.983	183.779	1.262

*Vrsta proizvodnje: 0 - Redovna proizvodnja, 1 - Proizvodnja na osnovu ugovora*

*Vrijednost prodaje: \* - Nije dostignuta jedinica mjere*

**INDUSTRIJSKA PROIZVODNJA U 2008 GODINI – PRETHODNI PRODCOM REZULTATI**

Šifra	Naziv proizvoda i djelatnost	Vrsta proizvodnje	Mjerna jedinica	Proizvedena količina	Prodana količina	Vrijednost prodaje (u .000 KM)
		0	kg	9.283	9.079	168
		1	kg	174.700	174.700	1.095
17.40.13.53.00	Stolno rublje od pamuka (isklj. pleteno ili kukičano)	0	kg	13.283	12.978	114
17.40.13.59.00	Stolno rublje od tkanih sintetičkih ili umjetnih vlakana i od ostalih tkanih ili netkanih tkanina (isklj. od pamuka, od lana)	0	kg	10.498	10.498	444
17.40.14.30.00	Toaletno i kuhinjsko rublje, od frotira ili od sličnih plišanih tkanina od pamuka	0	kg	1.013	990	22
17.40.15.50.00	Zavjese i draperije, zastori i krevetne zavjese, od tkanih materijala	0	m <sup>2</sup>	11.724	11.724	330
17.40.15.70.00	Zavjese i draperije, zastori i krevetne zavjese, od netkanih materijala	0	m <sup>2</sup>	1.671	1.671	38
17.40.16.53.00	Prekrivači za krevete (isklj. blazine)	0	kom	2.766	2.429	99
17.40.16.59.01	Auto presvlake	1	m <sup>2</sup>	7.129.339	5.531.845	21.302
17.40.16.59.02	Ostali tekstilni proizvodi za dekoraciju	0+1	m <sup>2</sup>	3.037.253	3.019.597	29.472
		0	m <sup>2</sup>	2.451.823	2.434.167	28.956
		1	m <sup>2</sup>	585.430	585.430	516
17.40.22.10.00	Cerade, tende, rolete (isklj.šatorske tende)	0	kg	51.846	51.846	1.731
17.40.24.99.00	Oprema za krevete, punjena ostalim materijalima (uklj. pokrivače i blazine, jastuke) (osim madraca i vreća za spavanje)	0	kom	38.515	39.508	729
17.40.25.53.00	Krpe za pod, posuđe, prašinu i slične tkanine za čišćenje, netkane	0	kg	51.924	51.512	693
<b>17.5</b>	<b>Proizvodnja ostalih tekstilnih proizvoda</b>					
<b>17.51</b>	<b>Proizvodnja tepiha i prekrivača za pod</b>					
17.51.12.00.00	Tkani ćilimi i ostali tkani tekstilni prostirači za pod (isklj. tafting ili čupave)	0	m <sup>2</sup>	48.624	42.372	1.510
<b>17.52</b>	<b>Proizvodnja užadi, konopca, pletenica i mreža</b>					
17.52.11.35.00	Uzice od sisala, finoće ≤100,000 dtex (10g/m) (isklj. upletene uzice)	0	kg	20.550	20.550	272
<b>17.54</b>	<b>Proizvodnja ostalih tekstilnih proizvoda, d.n.</b>					
17.54.11.30.00	Uske tkanine, osim naljepnica, značaka i ostalih sličnih proizvoda	0	kg	10.036	10.036	51
17.54.11.70.00	Pletenice u metraži; kićanke i ukrasne trake, ukrasna pozamanterija (isklj. pletene ili kukičane)	0	kg	8.696	8.855	228
17.54.13.50.00	Pamučni vez u metraži, u trakama ili motivima	1	m <sup>2</sup>	73.623	73.623	101
17.54.13.70.00	Vez od tekstila u metraži, u trakama ili motivima (isklj. bez vidljive podloge, pamuk)	0+1	m <sup>2</sup>	426	1.342	127
		0	m <sup>2</sup>	426	426	105
		1	m <sup>2</sup>	0	916	22
17.54.20.00.00	Pust, impregniran ili neimpregniran, presvučen, prekriven ili laminiran, d. n.	0	kg	8.473	8.473	59
17.54.31.60.00	Ostala vata i proizvodi od nje (isklj. za medicinsku upotrebu)	0	kg	565.127	504.790	1.911

*Vrsta proizvodnje:* 0 - Redovna proizvodnja, 1 - Proizvodnja na osnovu ugovora

*Vrijednost prodaje:* \* - Nije dostignuta jedinica mjere

**INDUSTRIJSKA PROIZVODNJA U 2008 GODINI – PRETHODNI PRODCOM REZULTATI**

Šifra	Naziv proizvoda i djelatnost	Vrsta proizvodnje	Mjerna jedinica	Proizvedena količina	Prodana količina	Vrijednost prodaje (u .000 KM)
17.54.38.30.00	Tekstilna crijeva i sličan cjevasti materijal, impregniran ili neimpregniran, sa ili bez presvlake, zaštita i pribor od ostalih materijala	0	kg	6.225	6.225	93
<b>17.7</b>	<b>Proizvodnja pletenih i kukičanih proizvoda</b>					
<b>17.71</b>	<b>Proizvodnja pletenih i kukičanih čarapa</b>					
17.71.10.33.00	Hulahup-čarape , od pletenih ili kukičanih sintetičkih vlakana, finoće vlakna <67 (decitex )	0	kom	291.586	301.863	556
17.71.10.35.00	Hulahup-čarape, od pletenih ili kukičanih sintetičkih vlakana, finoće vlakna ≥67 (decitex )	0	kom	499.685	474.114	802
17.71.10.37.00	Hulahup-čarape, od ostalih tekstilnih vlakana (isklj. od pletenih ili kukičanih sintetičkih vlakana)	1	kom	4.403.111	4.403.111	535
17.71.10.90.01	Muške sokne i sl. čarape, pletene ili kukičane, d.n., od prirodnih vlakana	0	pari	721.248	752.333	1.577
17.71.10.90.04	Ženske sokne, čarape, pletene ili kukičane, d.n., od sintetičkih vlakana	0	pari	42.874	38.977	71
17.71.10.90.05	Dječije sokne i sl. čarape, pletene ili kukičane, d.n., od prirodnih vlakana	0	pari	163.690	193.303	377
<b>17.72</b>	<b>Proizvodnja pletenih i kukičanih pulovera, jakni i sličnih proizvoda</b>					
17.72.10.32.00	Ženski ili djevojački džemperi, puloveri, veste i prsluci, od vune ili fine životinjske dlake (isklj. one koji sadrže ≥50% vune i teže ≥600g)	1	kom	7.387	7.536	31
17.72.10.33.00	Džemperi i puloveri, koji sadrže ≥50% vune i teže ≥600g	0	kom	229.485	229.485	2.778
17.72.10.53.00	Laka fino pletena odjeća, polo-džemperi, dolčevite i puloveri, od pamuka	1	kom	55.234	55.138	146
17.72.10.55.00	Laka fino pletena odjeća, polo-džemperi, dolčevite i puloveri, od sintetičkih ili umjetnih vlakana	1	kom	1.909	1.909	5
17.72.10.61.00	Muški ili dječjački džemperi, puloveri, veste i prsluci, od pamuka (isklj. laku fino pletenu odjeću, polo-džempere, dolčevite i pulovere)	1	kom	1.860	1.860	7
<b>18</b>	<b>Proizvodnja odjevnih predmeta; dorada i bojenje krzna</b>					
<b>18.1</b>	<b>Proizvodnja kožne odjeće</b>					
<b>18.10</b>	<b>Proizvodnja kožne odjeće</b>					
18.10.10.00.03	Jakne i sakoi, od kože	0+1	kom	22.937	23.060	1.273
		0	kom	1.861	1.984	325
		1	kom	21.076	21.076	948
18.10.10.00.04	Hlače i suknje, od kože	0	kom	0	29	1
18.10.10.00.05	Ostali odjevni proizvodi, od kože	1	kom	12.261	12.261	929
<b>18.2</b>	<b>Proizvodnja ostalih odjevnih predmeta i galanterije</b>					
<b>18.21</b>	<b>Proizvodnja radne odjeće</b>					
18.21.11.20.01	Muški ili dječjački kompleti, od pamuka, za industrijsku ili profesionalnu upotrebu	0+1	kom	610.665	610.536	7.637
		0	kom	35.770	35.646	2.940
		1	kom	574.895	574.890	4.697

*Vrsta proizvodnje: 0 - Redovna proizvodnja, 1 - Proizvodnja na osnovu ugovora*

*Vrijednost prodaje: \* - Nije dostignuta jedinica mjere*

**INDUSTRIJSKA PROIZVODNJA U 2008 GODINI – PRETHODNI PRODCOM REZULTATI**

Šifra	Naziv proizvoda i djelatnost	Vrsta proizvodnje	Mjerna jedinica	Proizvedena količina	Prodana količina	Vrijednost prodaje (u .000 KM)
18.21.11.20.02	Muški ili dječjački kompleti, od sintetičkih ili umjetnih vlakana, za industrijsku ili profesionalnu upotrebu	0+1	kom	14.482	13.712	515
		0	kom	6.562	6.562	360
		1	kom	7.920	7.150	155
18.21.11.30.01	Muške ili dječjačke jakne i sakoi, od pamuka, za industrijsku ili profesionalnu upotrebu	0+1	kom	294.172	295.517	3.224
		0	kom	21.066	21.064	783
		1	kom	273.106	274.453	2.441
18.21.11.30.02	Muške ili dječjačke jakne i sakoi, od sintetičkih ili umjetnih vlakana, za industrijsku ili profesionalnu upotrebu	0+1	kom	37.179	37.179	467
		0	kom	5.380	5.380	202
		1	kom	31.799	31.799	264
18.21.12.40.01	Muške ili dječjačke hlače i jahaće hlače, od pamuka, za industrijsku ili profesionalnu upotrebu	0+1	kom	96.567	96.157	749
		0	kom	11.458	11.414	304
		1	kom	85.109	84.743	445
18.21.12.40.02	Muške ili dječjačke hlače i jahaće hlače, sintetičkih ili umjetnih vlakana za industrijsku ili profesionalnu upotrebu	0+1	kom	71.718	71.718	1.041
		0	kom	35.868	35.868	897
		1	kom	35.850	35.850	143
18.21.12.50.02	Muške ili dječjačke hlače s naramenicama, sintetičkih ili umjetnih vlakana za industrijsku ili profesionalnu upotrebu	0	kom	288	288	8
18.21.21.20.01	Ženski ili djevojački kompleti, od pamuka, za industrijsku ili profesionalnu upotrebu	0+1	kom	29.184	29.245	647
		0	kom	10.104	10.165	573
		1	kom	19.080	19.080	74
18.21.21.20.02	Ženski ili djevojački kompleti, od sintetičkih ili umjetnih vlakana, za industrijsku ili profesionalnu upotrebu	0+1	kom	3.277	3.277	72
		0	kom	321	321	19
		1	kom	2.956	2.956	53
18.21.21.30.01	Ženske ili djevojačke jakne i sakoi, od pamuka, za industrijsku ili profesionalnu upotrebu	0+1	kom	24.600	24.400	509
		0	kom	7.427	7.427	253
		1	kom	17.173	16.973	256
18.21.21.30.02	Ženske ili djevojačke jakne i sakoi, od sintetičkih ili umjetnih vlakana, za industrijsku ili profesionalnu upotrebu	0+1	kom	4.979	4.979	109
		0	kom	3.002	3.002	87
		1	kom	1.977	1.977	22

*Vrsta proizvodnje:* 0 - Redovna proizvodnja, 1 - Proizvodnja na osnovu ugovora

*Vrijednost prodaje:* \* - Nije dostignuta jedinica mjere



**INDUSTRIJSKA PROIZVODNJA U 2008 GODINI – PRETHODNI PRODCOM REZULTATI**

Šifra	Naziv proizvoda i djelatnost	Vrsta proizvodnje	Mjerna jedinica	Proizvedena količina	Prodana količina	Vrijednost prodaje (u .000 KM)
18.21.22.40.01	Ženske ili djevojačke hlače i jahaće hlače, od pamuka, za industrijsku ili profesionalnu upotrebu	0+1	kom	15.421	15.254	100
		0	kom	604	604	17
		1	kom	14.817	14.650	83
18.21.22.40.02	Ženske ili djevojačke hlače i jahaće hlače, od sintetičkih ili umjetnih vlakana, za industrijsku ili profesionalnu upotrebu	0+1	kom	22.874	22.874	224
		0	kom	7.017	7.017	157
		1	kom	15.857	15.857	67
18.21.30.13.01	Muška ili dječjačka ostala odjeća, od pamuka za industrijsku ili profesionalnu upotrebu	0+1	kom	268.195	269.119	2.510
		0	kom	45.485	45.532	815
		1	kom	222.710	223.587	1.696
18.21.30.13.02	Muška ili dječjačka ostala odjeća, od sintetičkih ili umjetnih vlakana, za industrijsku ili profesionalnu upotrebu	0+1	kom	28.973	28.930	232
		0	kom	3.328	3.285	100
		1	kom	25.645	25.645	132
18.21.30.23.01	Ženska ili djevojačka ostala odjeća, od pamuka, za industrijsku ili profesionalnu upotrebu	0+1	kom	188.708	188.525	912
		0	kom	11.990	11.968	233
		1	kom	176.718	176.557	678
18.21.30.23.02	Ženska ili djevojačka ostala odjeća, od sintetičkih ili umjetnih vlakana, za industrijsku ili profesionalnu upotrebu	1	kom	4.433	4.433	27
<b>18.22</b>	<b>Proizvodnja ostale odjeće</b>					
18.22.11.10.00	Muški ili dječjački kaputi, ogrtači, kabanice, pelerine i slični proizvodi, od pletenih ili kukičanih tkanina (isklj. jakne i sakoe, vjetrovke s kapuljačom i ostale vjetrovke)	1	kom	27.127	27.127	660
18.22.12.30.00	Muške ili dječjačke jakne i sakoi, od pletenih ili kukičanih tkanina	0+1	kom	10.032	10.032	140
		0	kom	32	32	*
		1	kom	10.000	10.000	140
18.22.12.60.00	Muška ili dječjačka odijela i kompleti, od pletenih ili kukičanih tkanina	0	kom	215	215	17
18.22.12.70.00	Muške ili dječjačke hlače, jahaće hlače, kratke hlače i hlače s naramenicama, od pletenih ili kukičanih materijala	1	kom	13.087	13.087	82
18.22.14.30.00	Ženske ili djevojačke jakne i sakoi, od pletenih ili kukičanih tkanina	0+1	kom	9.170	4.667	141
		0	kom	6.570	2.067	135
		1	kom	2.600	2.600	6
18.22.14.70.00	Ženske ili djevojačke haljine, od pletenih ili kukičanih tkanina	1	kom	1.511	1.511	26

*Vrsta proizvodnje:* 0 - Redovna proizvodnja, 1 - Proizvodnja na osnovu ugovora

*Vrijednost prodaje:* \* - Nije dostignuta jedinica mjere



**INDUSTRIJSKA PROIZVODNJA U 2008 GODINI – PRETHODNI PRODCOM REZULTATI**

Šifra	Naziv proizvoda i djelatnost	Vrsta proizvodnje	Mjerna jedinica	Proizvedena količina	Prodana količina	Vrijednost prodaje (u .000 KM)
18.22.14.90.00	Ženske ili djevojačke hlače, jahaće hlače, kratke hlače i hlače s naramenicama, od pletenih ili kukičanih materijala	0+1	kom	897.822	896.028	7.212
		0	kom	4.026	2.232	72
		1	kom	893.796	893.796	7.140
18.22.21.20.01	Muški ili dječjački kaputi, ogrtači, pelerine i slično, od vune ili fine životinjske dlake	0+1	kom	2.569	2.227	137
		0	kom	1.048	706	112
		1	kom	1.521	1.521	25
18.22.21.20.02	Muški i dječjački kaputi, ogrtači, pelerine i sl., od ostalih tekstilnih materijala	0+1	kom	92.482	91.016	2.628
		0	kom	5.972	4.227	431
		1	kom	86.510	86.789	2.197
18.22.21.30.00	Muške ili dječjačke vjetrovke s kapuljačom (anorak), skijaške jakne, vjetrovke i slični proizvodi	0+1	kom	88.724	88.960	2.147
		0	kom	7.661	7.532	712
		1	kom	81.063	81.428	1.435
18.22.22.10.01	Muška ili dječjačka odijela, od vune ili fine životinjske dlake (isklj. pletena ili kukičana)	0+1	kom	18.659	16.436	3.482
		0	kom	16.359	14.136	3.413
		1	kom	2.300	2.300	69
18.22.22.10.02	Muška ili dječjačka odijela, od ostalih tkanina (isklj. vunu ili finu životinjsku dlaku, pletena ili kukičana)	0+1	kom	53.993	58.993	2.981
		0	kom	9.000	9.000	1.620
		1	kom	44.993	49.993	1.361
18.22.23.00.01	Muške ili dječjačke jakne i sakoi, od vune i fine životinjske dlake (isklj. pletene ili kukičane, te za industrijsku ili profesionalnu upotrebu)	0	kom	2.144	1.167	105
18.22.23.00.02	Muške ili dječjačke jakne i sakoi, od ostalih tkanina (isklj. vunu ili finu životinjsku dlaku, pletene ili kukičane, te za industrijsku ili profesionalnu upotrebu)	0+1	kom	449.743	448.934	12.395
		0	kom	6.902	5.093	388
		1	kom	442.841	443.841	12.007
18.22.24.42.00	Muške ili dječjačke hlače i jahaće hlače, od denima i rebraste pamučne tkanine (isklj. za industrijsku ili profesionalnu upotrebu)	1	kom	18.699	18.699	85
18.22.24.44.00	Muške ili dječjačke hlače, jahaće hlače i kratke hlače, od vune ili fine životinjske dlake (isklj. pletene ili kukičane, te za industrijsku ili profesionalnu upotrebu)	0	kom	1.377	1.852	76
18.22.24.45.00	Muške ili dječjačke hlače i jahaće hlače, od sintetičkih ili umjetnih vlakana (isklj. pletene ili kukičane, te za industrijsku ili profesionalnu upotrebu)	1	kom	31.387	31.162	255

Vrsta proizvodnje: 0 - Redovna proizvodnja, 1 - Proizvodnja na osnovu ugovora

Vrijednost prodaje: \* - Nije dostignuta jedinica mjere

**INDUSTRIJSKA PROIZVODNJA U 2008 GODINI – PRETHODNI PRODCOM REZULTATI**

Šifra	Naziv proizvoda i djelatnost	Vrsta proizvodnje	Mjerna jedinica	Proizvedena količina	Prodana količina	Vrijednost prodaje (u .000 KM)
18.22.24.48.00	Muške ili dječjačke hlače i jahaće hlače, od pamuka (isklj. rebrastu pamučnu tkaninu, denim, pletene ili kukičane, te za industrijsku ili profesionalnu upotrebu)	0+1	kom	101.860	101.860	593
		0	kom	99	99	2
		1	kom	101.761	101.761	591
18.22.24.49.00	Muške ili dječjačke hlače, jahaće hlače, kratke hlače i hlače s naramenicama, od ostalih materijala (isklj. od vune, od pamuka i sintetičkih ili umjetnih vlakana, te pletene ili kukičane)	0+1	kom	157.476	154.946	1.570
		0	kom	22.014	20.484	555
		1	kom	135.462	134.462	1.015
18.22.24.60.00	Muške ili dječjačke kratke hlače, od pamuka i sintetičkih ili umjetnih vlakana (isklj. pletene ili kukičane)	1	kom	18.063	18.063	104
18.22.31.10.00	Ženske ili djevojačke kišne kabanice	1	kom	16.317	16.317	279
18.22.31.20.01	Ženski ili djevojački kaputi, ogrtači i slično, od vune ili fine životinjske dlake	0	kom	3.060	2.719	551
18.22.31.20.02	Ženski ili djevojački kaputi, ogrtači i slično, od ostalih tekstilnih materijala	0+1	kom	81.828	79.238	2.896
		0	kom	16.424	13.834	1.237
		1	kom	65.404	65.404	1.659
18.22.32.10.01	Ženska ili djevojačka odjela, (kombinacija jakni i hlača), od vune ili fine životinjske dlake (isklj. pletene ili kukičane)	0+1	kom	41.041	30.575	4.071
		0	kom	40.355	29.889	4.057
		1	kom	686	686	14
18.22.32.10.02	Ženska ili djevojačka odjela, (kombinacija jakni i hlača), od ostalih tkanina (isklj. vunu ili finu životinjsku dlaku, te pletene ili kukičane)	0+1	kom	41.236	32.664	772
		0	kom	41.079	32.007	758
		1	kom	157	657	14
18.22.32.20.02	Ženski ili djevojački kompleti, od ostalih tkanina (isklj. vunu ili finu životinjsku dlaku, pletene ili kukičane, te za industrijsku ili profesionalnu upotrebu)	0+1	kom	20.425	15.137	268
		0	kom	16.130	10.842	221
		1	kom	4.295	4.295	47
18.22.33.30.01	Ženske ili djevojačke jakne i sakoi, od vune ili fine životinjske dlake (isklj. pletene ili kukičane, te za industrijsku ili profesionalnu upotrebu)	0+1	kom	17.669	13.984	377
		0	kom	6.377	2.692	224
		1	kom	11.292	11.292	153
18.22.33.30.02	Ženske ili djevojačke jakne i sakoi, od ostalih tkanina (isklj. vunu ili finu životinjsku dlaku, pletene ili kukičane, te za industrijsku ili profesionalnu upotrebu)	0+1	kom	268.301	267.755	6.335

*Vrsta proizvodnje: 0 - Redovna proizvodnja, 1 - Proizvodnja na osnovu ugovora*

*Vrijednost prodaje: \* - Nije dostignuta jedinica mjere*

**INDUSTRIJSKA PROIZVODNJA U 2008 GODINI – PRETHODNI PRODCOM REZULTATI**

Šifra	Naziv proizvoda i djelatnost	Vrsta proizvodnje	Mjerna jedinica	Proizvedena količina	Prodana količina	Vrijednost prodaje (u .000 KM)
		0	kom	14.070	13.524	655
		1	kom	254.231	254.231	5.680
18.22.34.70.01	Ženske ili djevojačke haljine, od vune ili fine životinjske dlake (isklj. pletene ili kukičane)	0	kom	0	26	*
18.22.34.70.03	Ženske ili djevojačke haljine, od pamuka (isklj. pletene ili kukičane)	0+1	kom	36.169	34.698	386
		0	kom	7.106	5.475	210
		1	kom	29.063	29.223	176
18.22.34.70.04	Ženske ili djevojačke haljine, od ostalih tkanina (isklj. pamuk, vunu ili finu životinjsku dlaku, svilu, te pletene ili kukičane)	0+1	kom	10.600	11.210	184
		0	kom	4.185	4.795	134
		1	kom	6.415	6.415	50
18.22.34.80.01	Ženske ili djevojačke suknje i suknje-hlače, od vune ili fine životinjske dlake (isklj. pletene ili kukičane)	0+1	kom	112.137	99.990	1.273
		0	kom	51.454	39.307	900
		1	kom	60.683	60.683	373
18.22.34.80.02	Ženske ili djevojačke suknje i suknje-hlače, od svile (isklj. pletene ili kukičane)	1	kom	1.296	1.296	4
18.22.34.80.03	Ženske ili djevojačke suknje i suknje-hlače, od pamuka (isklj. pletene ili kukičane)	0+1	kom	3.329	3.202	26
		0	kom	539	412	10
		1	kom	2.790	2.790	16
18.22.34.80.04	Ženske ili djevojačke suknje i suknje-hlače, od ostalih tkanina (isklj. pamuk, vunu ili finu životinjsku dlaku, sintetička ili umjetna vlakna, te pletene ili kukičane)	0+1	kom	112.323	115.046	1.309
		0	kom	20.051	22.774	549
		1	kom	92.272	92.272	759
18.22.35.42.00	Ženske ili djevojačke hlače i jahaće hlače, od denima i rebraste pamučne tkanine (isklj. za industrijsku ili profesionalnu upotrebu)	0+1	kom	16.129	16.310	60
		0	kom	0	181	4
		1	kom	16.129	16.129	56
18.22.35.44.00	Ženske ili djevojačke hlače i jahaće hlače, od vune ili fine životinjske dlake (isklj. kukičane ili pletene)	1	kom	102	102	1
18.22.35.46.00	Ženske ili djevojačke hlače i jahaće hlače, od sintetičkih vlakana (isklj. kukičane ili pletene, te za industrijsku ili profesionalnu upotrebu)	0+1	kom	57.972	58.957	468
		0	kom	10.802	10.847	290
		1	kom	47.170	48.110	178
18.22.35.48.00	Ženske ili djevojačke hlače i jahaće hlače, od pamuka (isklj. rebrastu pamučnu tkaninu, denim, kukičane ili pletene, te za industrijsku ili profesionalnu upotrebu)	0+1	kom	71.657	69.839	401

Vrsta proizvodnje: 0 - Redovna proizvodnja, 1 - Proizvodnja na osnovu ugovora

Vrijednost prodaje: \* - Nije dostignuta jedinica mjere

**INDUSTRIJSKA PROIZVODNJA U 2008 GODINI – PRETHODNI PRODCOM REZULTATI**

Šifra	Naziv proizvoda i djelatnost	Vrsta proizvodnje	Mjerna jedinica	Proizvedena količina	Prodana količina	Vrijednost prodaje (u .000 KM)
		0	kom	5.523	6.000	168
		1	kom	66.134	63.839	233
18.22.35.49.00	Ženske ili djevojačke hlače i jahaće hlače (isklj. vunu ili finu životinjsku dlaku, sintetička ili umjetna vlakna, te pletene ili kukičane)	1	kom	13.000	13.000	91
18.22.35.51.00	Ženske ili djevojačke hlače s naramenicama, od pamuka (isklj. pletene ili kukičane, te za industrijsku ili profesionalnu upotrebu)	1	kom	2.988	2.988	29
18.22.35.61.00	Ženske ili djevojačke kratke hlače, od pamuka (isklj. pletene ili kukičane)	1	kom	14.360	14.360	55
18.22.35.63.00	Ženske ili djevojačke hlače s naramenicama, od ostalih tkanina (isklj. pamuk, pletene ili kukičane, te za industrijsku ili profesionalnu upotrebu i) i ženske i djevojačke kratke hlače od vune i fine životinjske dlake (isklj. pletene ili kukičane)	1	kom	4.525	3.665	16
18.22.35.69.00	Ženske ili djevojačke hlače, jahaće hlače i hlače s naramenicama, od ostalih tkanina (isklj. pamuk, vunu ili finu životinjsku dlaku, sintetička ili umjetna vlakna, te pletene ili kukičane)	0+1	kom	43.659	44.621	502
		0	kom	11.582	12.544	306
		1	kom	32.077	32.077	196
<b>18.23</b>	<b>Proizvodnja rublja</b>					
18.23.11.10.00	Muške i dječjačke košulje i potkošulje, pletene ili kukičane	1	kom	40.530	39.440	151
18.23.12.20.00	Muške i dječjačke slip gaće i ostale gaće pletene ili kukičane( uključujući i bokserice)	0+1	kom	130.025	131.967	73
		0	kom	8.500	10.442	23
		1	kom	121.525	121.525	50
18.23.12.30.00	Muške i dječjačke košulje za spavanje i pidžame pletene ili kukičane	0	kom	994	816	13
18.23.13.10.00	Ženske i djevojačke bluze, košulje i košulje bluze, pletene ili kukičane	0+1	kom	7.475	7.475	99
		0	kom	3.411	3.411	75
		1	kom	4.064	4.064	24
18.23.14.20.00	Ženske i djevojačke slip gaćice i ostale gaćice, pletene ili kukičane (uključujući bokserice)	0+1	kom	430.297	428.558	356
		0	kom	39.055	37.316	160
		1	kom	391.242	391.242	196
18.23.21.00.01	Muške ili dječjačke košulje, od pamuka (isklj. pletene ili kukičane)	0+1	kom	405.278	396.524	2.262
		0	kom	29.716	20.962	410
		1	kom	375.562	375.562	1.853
18.23.21.00.02	Muške ili dječjačke košulje, od ostalih tkanina (isklj. pamuk, pletene ili kukičane)	0+1	kom	53.118	53.395	315
		0	kom	1.503	1.780	48
		1	kom	51.615	51.615	267

*Vrsta proizvodnje:* 0 - Redovna proizvodnja, 1 - Proizvodnja na osnovu ugovora

*Vrijednost prodaje:* \* - Nije dostignuta jedinica mjere

**INDUSTRIJSKA PROIZVODNJA U 2008 GODINI – PRETHODNI PRODCOM REZULTATI**

Šifra	Naziv proizvoda i djelatnost	Vrsta proizvodnje	Mjerna jedinica	Proizvedena količina	Prodana količina	Vrijednost prodaje (u .000 KM)
18.23.22.20.01	Muške ili dječjačke gaće i slip-gaće, od pamuka (uklj. gaće s kratkim nogavicama) (isklj. pletene ili kukičane)	0+1	kom	3.134.062	3.085.760	3.109
		0	kom	1.146.519	1.098.217	1.682
		1	kom	1.987.543	1.987.543	1.427
18.23.22.20.02	Muške ili dječjačke gaće i slip-gaće, od ostalih tkanina (uklj. gaće s kratkim nogavicama) (isklj. pamuk, te pletene ili kukičane)	0+1	kom	25.748	25.398	72
		0	kom	14.157	14.157	58
		1	kom	11.591	11.241	14
18.23.22.30.01	Muške ili dječjačke košulje za spavanje i pidžame, od pamuka (isklj. pletene ili kukičane)	0+1	kom	53.235	45.881	200
		0	kom	32.453	25.099	143
		1	kom	20.782	20.782	57
18.23.22.40.01	Muške ili dječjačke potkošulje, ogrtači za kupanje, kućni ogrtači i slični proizvodi, od pamuka (isklj. pletene ili kukičane)	0+1	kom	3.107.903	3.092.945	3.437
		0	kom	1.371.435	1.356.477	2.168
		1	kom	1.736.468	1.736.468	1.269
18.23.22.40.02	Muške ili dječjačke potkošulje, ogrtači za kupanje, kućni ogrtači i slični proizvodi, od ostalih tkanina (isklj. pamuk, te pletene ili kukičane)	1	kom	64.583	62.076	166
18.23.23.00.01	Ženske ili djevojačke bluze, košulje i košulje-bluze, od svile ili otpadaka od svile (isklj. pletene ili kukičane)	0	kom	2.694	1.432	45
18.23.23.00.02	Ženske ili djevojačke bluze, košulje i košulje-bluze, od pamuka (isklj. pletene ili kukičane)	0+1	kom	70.233	67.227	510
		0	kom	31.501	29.989	351
		1	kom	38.732	37.238	159
18.23.23.00.03	Ženske ili djevojačke bluze, košulje i košulje-bluze, od ostalih tkanina (isklj. pamuk, svilu ili otpatke od svile, te pletene ili kukičane)	0+1	kom	139.848	142.101	1.472
		0	kom	24.990	27.243	576
		1	kom	114.858	114.858	896
18.23.24.30.01	Ženske ili djevojačke spavačice i pidžame, od pamuka (isklj. pletene ili kukičane)	0+1	kom	254.174	249.296	556
		0	kom	59.485	54.163	280
		1	kom	194.689	195.133	275
18.23.24.30.02	Ženske ili djevojačke spavačice i pidžame, od ostalih vlakana (isklj. pletene ili kukičane)	0	kom	1.023	1.023	5
18.23.24.50.00	Ženski ili djevojački kombineci i podsuknje, (isklj. pletene ili kukičane)	0+1	kom	176.428	174.183	156
		0	kom	5.128	2.883	14
		1	kom	171.300	171.300	142

*Vrsta proizvodnje:* 0 - Redovna proizvodnja, 1 - Proizvodnja na osnovu ugovora

*Vrijednost prodaje:* \* - Nije dostignuta jedinica mjere

**INDUSTRIJSKA PROIZVODNJA U 2008 GODINI – PRETHODNI PRODCOM REZULTATI**

Šifra	Naziv proizvoda i djelatnost	Vrsta proizvodnje	Mjerna jedinica	Proizvedena količina	Prodana količina	Vrijednost prodaje (u .000 KM)
18.23.24.60.00	Ženski ili djevojački negližei, ogrtači za kupanje kućni ogrtači i slični proizvodi, od pamuka (isklj. pletene ili kukičane)	0+1	kom	9.071.726	8.780.296	11.267
		0	kom	6.684.172	6.392.341	8.178
		1	kom	2.387.554	2.387.955	3.088
18.23.24.80.00	Ženski ili djevojački negližei, ogrtači za kupanje, kućni ogrtači, potkošulje, gaće i slip-gaće (uklj. bokserice), od umjetnih ili sintetičkih vlakana a (isklj. pletene ili kukičane)	0+1	kom	1.424.754	1.429.878	1.039
		0	kom	67.286	72.410	235
		1	kom	1.357.468	1.357.468	804
18.23.24.89.00	Ženski ili djevojački negližei, ogrtači za kupanje, kućni ogrtači, potkošulje, gaće i slip-gaće (uklj. bokserice), od ostalih tkanina (isklj. pamučne, umjetnih i sintetičkih vlakana, pletene ili kukičane)	1	kom	143.076	143.076	55
18.23.25.30.00	Grudnjaci	0+1	kom	371.982	368.464	991
		0	kom	43.856	39.837	359
		1	kom	328.126	328.627	633
18.23.30.00.00	T-majice i potkošulje, pletene ili kukičane	0+1	kom	90.476	89.870	367
		0	kom	81.682	81.076	346
		1	kom	8.794	8.794	21
<b>18.24</b>	<b>Proizvodnja ostalih odjevnih predmeta i galanterije, d.n.</b>					
18.24.12.50.00	Kupaći kostimi, za žene i djevojčice, pleteni ili kukičani	1	kom	166.735	166.735	683
18.24.13.00.00	Rukavice; sa 5 prstiju, 1 prstom ili otvorenim prstima, pletene ili kukičane	0	pari	5	5	*
18.24.14.90.00	Ostali pribor za odijevanje i njihovi dijelovi, pleteni ili kukičani (isklj. rukavice, šalove, velove, kravate i sl)	0	kom	15.970	15.970	320
18.24.21.00.00	Dječija odjeća i pribor za odjeću, od drugih tkanina isklj. pletene i kukičane (uklj. majice, odjeću za igru, gaće, body, gegice, pelene, rukavice, vanjsku odjeću; za djecu visine ≤86cm)	0+1	kom	92.859	97.759	391
		0	kom	71.402	77.062	297
		1	kom	21.457	20.697	94
18.24.22.10.02	Muške ili dječjačke kratke sportske jakne, trenerke i posebna sportska odjeća, od ostalih tkanina (isklj. skijaška odijela, finu ili životinjsku dlaku, te pletene ili kukičane)	0+1	kom	832.597	832.466	4.206
		0	kom	17.130	16.999	356
		1	kom	815.467	815.467	3.850
18.24.22.20.01	Ženske i djevojačke kratke sportske jakne, trenerke i posebna sportska odjeća, od vune ili fine životinjske dlake (isklj. skijaška odijela, te pletene ili kukičane)	1	kom	10.153	10.153	27

Vrsta proizvodnje: 0 - Redovna proizvodnja, 1 - Proizvodnja na osnovu ugovora

Vrijednost prodaje: \* - Nije dostignuta jedinica mjere

**INDUSTRIJSKA PROIZVODNJA U 2008 GODINI – PRETHODNI PRODCOM REZULTATI**

Šifra	Naziv proizvoda i djelatnost	Vrsta proizvodnje	Mjerna jedinica	Proizvedena količina	Prodana količina	Vrijednost prodaje (u .000 KM)
18.24.22.20.02	Ženske i djevojačke kratke sportske jakne, trenerke i posebna sportska odjeća, od ostalih tkanina dlake (isklj. skijaška odijela, te pletene ili kukičane)	0+1	kom	98.188	97.385	1.886
		0	kom	3.272	2.469	162
		1	kom	94.916	94.916	1.724
18.24.23.33.00	Šalovi, marame, velovi, itd. (islj.predmete od svile i odpatke od svile, pleteni ili kukičani)	0	kom	832	832	21
18.24.23.38.00	Šalovi, marame, velovi i slično, od svile ili otpadaka od svile (isklj. pletene ili kukičane)	0	kom	70	70	*
18.24.23.58.00	Kravate i sl., od svile ili otpadaka od svile (isklj. pletene ili kukičane)	0	kom	1.429	1.429	23
18.24.31.73.00	Zaštitne rukavice za sva zanimanja od kože ili rekonstruirane kože	0+1	pari	91.187	108.856	347
		0	pari	37.287	54.956	320
		1	pari	53.900	53.900	27
18.24.31.75.00	Ostale rukavice od kože ili rekonstruirane kože (isklj. sportske te zaštitne za sva zanimanja)	0+1	pari	15.769	15.160	101
		0	pari	3.317	2.708	64
		1	pari	12.452	12.452	37
18.24.31.80.00	Opasači i remeni, od kože ili rekonstituirane kože	1	kom	1.000	1.000	3
18.24.42.70.00	Šeširi i pokrivala za glavu, pleteni ili kukičani ili izrađeni od čipke, pusta ili ostalih tkanina u komadu (ne u trakama); mrežice za kosu od raznih materijala	0+1	kom	6.221.728	6.222.637	356
		0	kom	10.540	11.449	22
		1	kom	6.211.188	6.211.188	335
18.24.43.35.00	Šeširi i ostala pokrivala za glavu (isklj. od pusta, pletene ili načinjene od tkanine u komadu ili u trkama, pletene ili kukičane, od plastike, od krzna, zaštitna pokrivala za glavu)	0+1	kom	65.231	64.365	353
		0	kom	12.441	11.700	74
		1	kom	52.790	52.665	280
<b>18.3</b>	<b>Dorada i bojenje krzna; proizvodnja proizvoda od krzna</b>					
<b>18.30</b>	<b>Dorada i bojenje krzna; proizvodnja proizvoda od krzna</b>					
18.30.11.30.00	Štavljena ili obrađena krzna, cijela i nesastavljena, od zeca ili janjeta	0+1	kom	5.742	9.784	137
		0	kom	4.177	8.219	110
		1	kom	1.565	1.565	27
18.30.12.30.02	Ostala odjeća i pribor za odjeću od prirodnog krzna (isklj. šešire i pokrivala za glavu)	0	kom	1.051	1.105	57

Vrsta proizvodnje: 0 - Redovna proizvodnja, 1 - Proizvodnja na osnovu ugovora

Vrijednost prodaje: \* - Nije dostignuta jedinica mjere



**INDUSTRIJSKA PROIZVODNJA U 2008 GODINI – PRETHODNI PRODCOM REZULTATI**

Šifra	Naziv proizvoda i djelatnost	Vrsta proizvodnje	Mjerna jedinica	Proizvedena količina	Prodana količina	Vrijednost prodaje (u .000 KM)
<b>DC</b>	<b>PROIZVODNJA KOŽE I PROIZVODA OD KOŽE</b>					
<b>19</b>	<b>Štavljenje i obrada kože; proizvodnja kofera, ručnih torbi, sedlarskih i saračkih proizvoda i obuće</b>					
<b>19.1</b>	<b>Štavljenje i obrada kože</b>					
<b>19.10</b>	<b>Štavljenje i obrada kože</b>					
19.10.21.00.00	Goveđa koža, bez dlake, cijela	0	kg	17.119	18.890	509
19.10.23.00.00	Kože kopitara, bez dlake	1	kg	789.923	789.923	300
19.10.31.30.00	Ovčija i janjeća koža bez vune; štavljena ali dalje neobrađivana (isklj. semiš-kožu)	0+1	kg	136.450	136.450	228
		0	kg	11.644	11.644	52
		1	kg	124.806	124.806	176
19.10.31.50.00	Ovčja i janjeća koža bez vune; pergament-koža ili drugačije pripremljena nakon štavljenja (isklj. semiš-kožu, lakirana kožu, lakirana laminirana kožu i metalizirana kožu)	0	m <sup>2</sup>	161.755	164.793	1.888
<b>19.2</b>	<b>Proizvodnja kofera, ručnih torbi i sličnih proizvoda, sedlarskih i saračkih proizvoda</b>					
<b>19.20</b>	<b>Proizvodnja kofera, ručnih torbi i sličnih proizvoda, sedlarskih i saračkih proizvoda</b>					
19.20.11.00.00	Sedlarski i remenarski proizvodi, za sve vrste životinja, od svih vrsta materijala (uklj. konope za hamove, uzice za vođenje, koljenice, brnjice, podmetače i jastuke za sedla, torbe-bisage, kaputiće za pse i slično)	0	kom	27.890	27.890	223
19.20.12.10.00	Putni i ručni kovčezi, neseseri, torbe za spise, aktovke, školske torbe i slično od kože, umjetne i lakirane kože, plastike i tekstila, aluminijska i sličnih materijala	0	kom	143	112	3
19.20.12.20.00	Ručne torbe od kože, umjetne (rekonstituirane) kože, lakirane kože, plastičnih, tekstilnih i drugih materijala (uklj. i one bez ručnih drški)	0+1	kom	4.508	6.433	154
		0	kom	508	433	37
		1	kom	4.000	6.000	117
19.20.12.30.00	Proizvodi koji se obično nose u džepu ili ručnoj torbi	0	kom	5.182	5.028	109
19.20.12.50.00	Mape, kutije za nakit i slično, d. n.	0	kom	646.220	620.655	1.985
19.20.13.00.00	Narukvice, remeni i slično, za ručne satove te njihovi dijelovi (uklj. od kože, umjetne kože ili plastike) (isklj. od plemenitih metala)	0	kom	33.088	33.142	360
<b>19.3</b>	<b>Proizvodnja obuće</b>					
<b>19.30</b>	<b>Proizvodnja obuće</b>					
19.30.11.00.00	Nepromočiva obuća, s gornjim djelom od gume ili plastike (isklj. izradu zaštitnih metalnih kapica)	0+1	pari	2.256.800	2.256.800	1.502
		0	pari	13.424	13.424	76
		1	pari	2.243.376	2.243.376	1.425
19.30.12.31.00	Obuća za ulicu, s gornjim djelom od gume ili plastike	1	pari	1.133.440	1.133.440	2.233

*Vrsta proizvodnje: 0 - Redovna proizvodnja, 1 - Proizvodnja na osnovu ugovora*

*Vrijednost prodaje: \* - Nije dostignuta jedinica mjere*

**INDUSTRIJSKA PROIZVODNJA U 2008 GODINI – PRETHODNI PRODCOM REZULTATI**

Šifra	Naziv proizvoda i djelatnost	Vrsta proizvodnje	Mjerna jedinica	Proizvedena količina	Prodana količina	Vrijednost prodaje (u .000 KM)
19.30.13.51.00	Muška obuća za ulicu s gornjim dijelom od kože (uklj. čizme i cipele; isklj. nepromočivu obuću, obuću sa zaštitnom metalnom kapićom)	0+1	pari	712.621	710.530	8.625
		0	pari	59.464	61.743	2.966
		1	pari	653.157	648.787	5.659
19.30.13.52.00	Ženska obuća za ulicu s gornjim dijelom od kože (uklj. čizme i cipele; isklj. nepromočivu obuću, obuću sa zaštitnom metalnom kapićom)	0+1	pari	2.846.795	2.893.583	33.518
		0	pari	53.384	53.709	3.258
		1	pari	2.793.411	2.839.874	30.260
19.30.13.53.00	Dječija obuća za ulicu, s gornjim dijelom od kože	0+1	pari	748.681	748.809	4.983
		0	pari	749	877	30
		1	pari	747.932	747.932	4.953
19.30.13.61.00	Muške sandale, s gornjim dijelom od kože	0+1	pari	99.484	100.062	344
		0	pari	619	1.197	44
		1	pari	98.865	98.865	300
19.30.13.62.00	Ženske sandale, s gornjim dijelom od kože	0+1	pari	583.961	583.732	3.066
		0	pari	5.533	5.304	121
		1	pari	578.428	578.428	2.945
19.30.13.70.00	Papuće i ostala kućna obuća sa potplatama(đonom) od gume, plastike i kože, s gornjim dijelom od kože	0+1	pari	607.076	606.502	2.818
		0	pari	2.869	2.295	61
		1	pari	604.207	604.207	2.757
19.30.13.80.00	Obuća s gornjim dijelom od kože, s drvenim ili plutenim đonom (isklj.potplate od gume, plastike ili kože)	0+1	pari	198.310	198.009	1.191
		0	pari	480	179	4
		1	pari	197.830	197.830	1.187
19.30.14.44.00	Papuće i ostala kućna obuća (uklj.obuću za spvaće sobe i obću za ples)	0	pari	431.485	191.180	722
19.30.14.45.00	Ostala obuća s gumenim, plastićnim ili kožnim đonom i gornjim dijelom od tekstila, osim sportske i kućne obuće(isklj. sportsku i kućnu obuću)	0+1	pari	540.251	540.251	1.726
		0	pari	5.310	5.310	50
		1	pari	534.941	534.941	1.676
19.30.22.40.00	Patike i sl. sportska obuća, s gornjim dijelom od tekstila i đonom od gume ili plastike	1	pari	1.068.000	1.068.000	11.213
19.30.23.50.00	Sportska obuća, s gornjim dijelom od kože i đonom od gume,plastike ili kože (isklj.skijaške čizme i cipele za skijaško trćanje i snowboard)	1	pari	1.526.264	1.526.264	1.396
19.30.31.50.00	Obuća sa potplatima od gume, plastike ili kože i gornjim dijelom od kože; i metalnom zaštitnom kapićom	0	pari	4.412	5.892	212

*Vrsta proizvodnje:* 0 - Redovna proizvodnja, 1 - Proizvodnja na osnovu ugovora

*Vrijednost prodaje:* \* - Nije dostignuta jedinica mjere

**INDUSTRIJSKA PROIZVODNJA U 2008 GODINI – PRETHODNI PRODCOM REZULTATI**

Šifra	Naziv proizvoda i djelatnost	Vrsta proizvodnje	Mjerna jedinica	Proizvedena količina	Prodana količina	Vrijednost prodaje (u .000 KM)
19.30.32.57.00	Obuća s drvenim đonom i gornjim dijelom od kože (uklj. klompe i ostalu obuću sa debelim potplatima)	0	pari	300	263	2
19.30.40.65.00	Gornji dio obuće i dijelovi (osim čvrstih uložaka), od kože	0+1	pari	3.852.846	3.852.846	22.452
		0	pari	4.720	4.720	24
		1	pari	3.848.126	3.848.126	22.428
19.30.40.69.00	Gornji dio obuće i dijelovi (osim čvrstih uložaka), od ostalih materijala	1	pari	1.188.380	1.188.380	4.828
19.30.40.70.00	Ostali đonovi i pete, od gume ili plastike	1	kom	1.005.000	1.005.000	503

**DD PROIZVODNJA DRVETA I PROIZVODA OD DRVETA**
**20 Prerada drveta i proizvoda od drveta i plute, osim namještaja; proizvodnja predmeta od slame i pletarskih materijala**
**20.1 Proizvodnja rezane građe; impregnacija drveta**
**20.10 Proizvodnja rezane građe; impregnacija drveta**

20.10.10.10.00	Željeznički i tramvajski pragovi od drveta (uklj. skretničku građu), neimpregnirani	0	m <sup>3</sup>	425	388	706
20.10.10.32.00	Drvo od crnogorice, piljeno ili rezano po dužini; odrezano ili ljušteno; debljine >6 mm i spojeno na krajevima ili brušeno	0	m <sup>3</sup>	19.126	18.451	5.468
20.10.10.34.00	Drvo od crnogorice, piljeno ili rezano po dužini; odrezano ili ljušteno; debljine >6 mm; blanžano (isklj. spojeno na krajevima i brušeno)	0	m <sup>3</sup>	52.850	49.171	17.174
20.10.10.35.00	Drvo od smreke (Picea abies Karst.) i jele (Abies alba Mill.), piljeno ili rezano po dužini; odrezano ili ljušteno; debljine >6 mm; neobrađeno (isklj. spojeno na krajevima, blanžano ili brušeno)	0+1	m <sup>3</sup>	556.491	477.643	131.039
		0	m <sup>3</sup>	556.026	477.178	131.019
		1	m <sup>3</sup>	465	465	20
20.10.10.37.00	Drvo od bora (Pinus sylvestris L), piljeno ili rezano po dužini; odrezano ili ljušteno; debljine >6 mm; neobrađeno (isklj. spojeno na krajevima, blanžano i brušeno)	0	m <sup>3</sup>	4.178	3.673	1.098
20.10.10.39.00	Mehko drvo, piljeno/rezano po dužini, odrezano/oljušteno, debljine >6mm (uklj. drvene daščice za olovke dužine ≤125 cm, debljine <12,5 mm), (isklj. spojeno na krajevima, blanžanu/brušenu, smreku/bor).	0	m <sup>3</sup>	17.088	16.119	5.542
20.10.10.50.01	Drvo od hrasta, piljeno ili rezano po dužini; odrezano ili ljušteno; debljine >6 mm (isklj. hrastove blokove, trake i frize), neobrađeno, blanžano ili brušeno	0+1	m <sup>3</sup>	62.677	56.736	41.686
		0	m <sup>3</sup>	62.295	56.354	41.662
		1	m <sup>3</sup>	382	382	24
20.10.10.50.02	Drvo od bukve, piljeno ili rezano po dužini; odrezano ili ljušteno; debljine >6 mm, neobrađeno, blanžano ili brušeno	0+1	m <sup>3</sup>	270.461	200.741	90.516

*Vrsta proizvodnje:* 0 - Redovna proizvodnja, 1 - Proizvodnja na osnovu ugovora

*Vrijednost prodaje:* \* - Nije dostignuta jedinica mjere

**INDUSTRIJSKA PROIZVODNJA U 2008 GODINI – PRETHODNI PRODCOM REZULTATI**

Šifra	Naziv proizvoda i djelatnost	Vrsta proizvodnje	Mjerna jedinica	Proizvedena količina	Prodana količina	Vrijednost prodaje (u .000 KM)
		0	m3	265.046	195.346	90.143
		1	m3	5.415	5.395	373
20.10.10.50.03	Drvo od jasena, piljeno ili rezano po dužini; odrezano ili ljušteno; debljine >6 mm , neobrađeno, blanžano ili brušeno	0	m3	1.069	1.146	668
20.10.10.50.04	Drvo od ostalih tvrdih lišćara, piljeno ili rezano po dužini; odrezano ili ljušteno; debljine >6 mm , neobrađeno, blanžano ili brušeno	0	m3	9.828	1.294	861
20.10.10.50.05	Drvo od topole, piljeno ili rezano po dužini; odrezano ili ljušteno; debljine >6 mm, neobrađeno, blanžano ili brušeno	0+1	m3	422	364	71
		0	m3	342	284	67
		1	m3	80	80	3
20.10.10.50.06	Drvo od ostalih mekih lišćara, piljeno ili rezano po dužini; odrezano ili ljušteno debljine >6 mm, neobrađeno, blanžano ili brušeno	0	m3	3.256	2.509	1.996
20.10.10.71.00	Tropsko drvo, piljeno i rezano po dužini, ljušteno, blanžano ili brušeno, spojeno na krajevima debljine veće od 6mm	0	m3	29	0	0
20.10.10.77.00	Blokovi, trake i frize za parket i patos od hrasta, blanžani ali ne sastavljeni (isklj.trajno oblikovane)	0+1	m <sup>2</sup>	352.548	337.448	3.824
		0	m <sup>2</sup>	350.996	335.896	3.821
		1	m <sup>2</sup>	1.552	1.552	4
20.10.21.10.00	Crnogorično drvo trajno oblikovano	0	kg	5.921.948	5.852.819	8.683
20.10.21.53.00	Bjelogorično drvo trajno oblikovano (isklj. blokove; trake i frize za parkete ili drvene podne blokove, nesastavljene)	0	kg	1.489.809	1.489.809	910
20.10.21.55.00	Bjelogorični blokovi; trake i frize za parkete ili drvene podne blokove, trajno oblikovani, (isklj.sastavljene)	0	m <sup>2</sup>	203.455	124.215	1.432
20.10.23.03.00	Iverje, trijeske i slično, od crnogorice	0	kg	9.673.469	9.425.781	322
20.10.23.05.00	Iverje, trijeske i slično, od bjelogorice	0	kg	14.649.745	14.024.660	1.769
20.10.40.05.00	Piljevina	0	kg	14.295.194	14.221.244	249
20.10.40.09.00	Otpaci i ostaci od drveta, uklj. aglomerate u trupcima (klade), brikete, kuglice ili slične forme, osim piljevine	0	kg	35.608.729	32.556.355	5.878
20.10.90.00.00	Usluge impregniranja i zaštite drveta (uklj. sušenje)	0+1	m3	1.401	1.401	114
		0	m3	1.245	1.245	100
		1	m3	156	156	14
<b>20.2</b>	<b>Proizvodnja furnira, šperploča, panel-ploča, iverica i sličnih ploča i tabli</b>					
<b>20.20</b>	<b>Proizvodnja furnira, šperploča, panel-ploča, iverica i sličnih ploča i tabli</b>					
20.20.11.05.00	Šperploče samo od drvenih listova pojedinačne debljine sloja ≤6 mm, s najmanje jednim vanjskim slojem od tvrdog drveta (isklj. tropsko drvo)	0	m3	1.204	805	605

Vrsta proizvodnje: 0 - Redovna proizvodnja, 1 - Proizvodnja na osnovu ugovora

Vrijednost prodaje: \* - Nije dostignuta jedinica mjere

**INDUSTRIJSKA PROIZVODNJA U 2008 GODINI – PRETHODNI PRODCOM REZULTATI**

Šifra	Naziv proizvoda i djelatnost	Vrsta proizvodnje	Mjerna jedinica	Proizvedena količina	Prodana količina	Vrijednost prodaje (u .000 KM)
20.20.11.09.00	Šperploče samo od drvenih listova pojedinačne debljine sloja ≤6 mm, s najmanje jednim vanjskim slojem od mehkog drveta	0	m3	2.300	1.995	1.783
20.20.12.33.00	Šperploče, furnirane ploče i slični slojeviti proizvodi od drveta, s najmanje jednim vanjskim slojem od tvrdog drveta, a jednim od iverice isklj. šperploče od samo drvenih listova pojedinačne debljine ≤6 mm	0	m3	1.258	1.245	1.416
20.20.12.35.00	Ostale šperploče, furnirane ploče, s vanjskim slojem koji nije od crnogoričnog drveta: blok i laminat ploče, te ploče za kose krovove	0	m3	618	484	702
20.20.12.39.00	Ostale šperploče, furnirane ploče, s najmanje jednim vanjskim slojem koji nije od crnogorice	0	m3	291	281	485
20.20.12.55.00	Ostale šperploče, furnirane ploče, blok i laminat ploče, te ploče za kose krovove	0	m3	382	383	353
20.20.13.35.00	Ploče iverice i slične ploče od drveta, površinski prekrivene dekorativnim laminatom od plastike (isklj. wafer-ploče ili ploče s usmjerenim vlaknima)	1	m3	1.330	1.330	96
20.20.13.39.00	Ostale ploče iverice i slične ploče od drveta, (uklj. wafer-ploče)	0	m3	1.098	1.098	1.589
20.20.21.13.00	Listovi za furnir i listovi za šperploče i ostalo, od bjelogoričnog drveta; piljeni po dužini, rezani ili ljušteni, debljine ≤6 mm, spojeno na krajevima, blanžani ili brušeni, male daščice za proizvodnju olovaka	0	m3	20.398	13.992	16.464
20.20.22.00.00	Zgusnuto drvo u obliku blokova, ploča, traka i profila	0	m3	14.282	13.743	16.249
<b>20.3</b>	<b>Proizvodnja građevinske stolarije i elemenata</b>					
<b>20.30</b>	<b>Proizvodnja građevinske stolarije i elemenata</b>					
20.30.11.10.01	Prozori s nevezanim krilima i njihovi okviri, od drveta	0	kom	7.750	7.857	2.866
20.30.11.10.02	Prozori s vezanim krilima i njihovi okviri, od drveta	0+1	kom	35.855	37.610	8.885
		0	kom	35.855	37.565	8.878
		1	kom	0	45	7
20.30.11.10.05	Ostali prozori i njihovi okviri, od drveta	0+1	kom	35.336	33.520	8.129
		0	kom	35.140	33.324	8.081
		1	kom	196	196	48
20.30.11.50.01	Vanjska ulazna vrata i njihovi okviri i pragovi, od drveta	0+1	kom	13.915	13.862	4.155
		0	kom	13.889	13.836	4.140
		1	kom	26	26	15
20.30.11.50.02	Balkonska vrata i njihovi okviri i pragovi, od drveta	0+1	kom	7.233	7.771	3.501
		0	kom	7.202	7.740	3.496
		1	kom	31	31	5

*Vrsta proizvodnje:* 0 - Redovna proizvodnja, 1 - Proizvodnja na osnovu ugovora

*Vrijednost prodaje:* \* - Nije dostignuta jedinica mjere

**INDUSTRIJSKA PROIZVODNJA U 2008 GODINI – PRETHODNI PRODCOM REZULTATI**

Šifra	Naziv proizvoda i djelatnost	Vrsta proizvodnje	Mjerna jedinica	Proizvedena količina	Prodana količina	Vrijednost prodaje (u .000 KM)
20.30.11.50.03	Unutarnja vrata i njihovi okviri i pragovi, od drveta	0+1	kom	46.683	46.680	8.161
		0	kom	46.440	46.437	8.115
		1	kom	243	243	46
20.30.11.50.05	Ostala vrata i njihovi okviri i pragovi, d.n., od drveta	0+1	kom	57.602	55.997	13.698
		0	kom	57.382	55.777	13.651
		1	kom	220	220	47
20.30.11.50.06	Krila za vrata, od drveta	0	kom	14.708	15.012	1.248
20.30.11.50.07	Slijepi okviri, od drveta	0	kom	327.563	293.968	4.004
20.30.12.15.00	Parketne ploče od drveta za mozaički pod	0	m <sup>2</sup>	25.369	18.282	208
20.30.12.19.01	Hrastov parket, masiv	0	m <sup>2</sup>	270.700	250.989	6.831
20.30.12.19.02	Bukov parket, masiv	0	m <sup>2</sup>	176.915	150.937	2.971
20.30.12.19.03	Ostali parket, masiv	0	m <sup>2</sup>	25.364	22.359	797
20.30.12.19.04	Hrastov lamel parket (bez podloge)	0	m <sup>2</sup>	23.548	18.852	261
20.30.12.19.05	Bukov lamel parket (bez podloge)	0	m <sup>2</sup>	57	57	1
20.30.12.19.06	Hrastov lamel parket, s podlogom	0	m <sup>2</sup>	15.719	13.925	186
20.30.12.19.08	Ostali lamel parket, bez podloge i sa podlogom	0	m <sup>2</sup>	0	12	*
20.30.12.30.00	Oplata od drveta za betonske radove	0	kg	1.361.170	1.146.057	2.284
20.30.13.00.00	Gradevska stolarija od drveta (isklj. prozore, francuske prozore i vrata, dovratnike, pragove, parketne ploče, oplata od drveta za betonske radove, crjepove/šindru)	0	kg	64.717	68.882	290
20.30.20.00.01	Montažne zgrade od drveta, stambene	0	m <sup>2</sup>	21.536	21.441	9.178
<b>20.4</b>	<b>Proizvodnja ambalaže od drveta</b>					
<b>20.40</b>	<b>Proizvodnja ambalaže od drveta</b>					
20.40.11.33.00	Ravne palete i paletni obruči, od drveta	0	kom	410.208	401.645	2.928
20.40.11.35.00	Boks-palette i ostala utovarna ambalaža, od drveta	0	kom	6.277	6.024	76
20.40.12.13.01	Ambalaža od bjelogoričnog drveta	0	kg	1.829.960	1.854.084	764
20.40.12.13.02	Ambalaža od crnogoričnog drveta	0	kg	178.125	115.977	496
<b>20.5</b>	<b>Proizvodnja ostalih proizvoda od drveta i proizvodnja predmeta od plute, slame i pletarskih materijala</b>					
<b>20.51</b>	<b>Proizvodnja ostalih proizvoda od drveta</b>					
20.51.11.00.00	Alati, itd.; držači (za metle i četke), utenzilije za tekstilnu industriju i dijelovi od drveta, kalupi za cipele i čizme od drveta	0	kg	380.000	404.000	235
20.51.12.00.00	Stolno i kuhinjsko posuđe i pribor, od drveta	0	kg	6.000	6.000	25
20.51.13.00.00	Drvena galanterija i intarzija od drveta; kovčežići i kutije za nakit, pribor za jelo i slični proizvodi, statue i ostali ukrasi, vješalice za odijela i šešire, kancelarijske podloge za pisma, pepeljare, posude za držanje olovaka, stalci za tintu)	0	kg	1.021	1.021	20
20.51.14.10.00	Drveni okviri za slike, fotografije, ogledala i slične proizvode	0	m	1.146.155	1.146.155	4.935

*Vrsta proizvodnje: 0 - Redovna proizvodnja, 1 - Proizvodnja na osnovu ugovora*

*Vrijednost prodaje: \* - Nije dostignuta jedinica mjere*

**INDUSTRIJSKA PROIZVODNJA U 2008 GODINI – PRETHODNI PRODCOM REZULTATI**

Šifra	Naziv proizvoda i djelatnost	Vrsta proizvodnje	Mjerna jedinica	Proizvedena količina	Prodata količina	Vrijednost prodaje (u .000 KM)
20.51.14.50.01	Mrtvački sanduci od drveta	0	kom	2.996	2.951	623
20.51.14.50.02	Ostali proizvodi od drveta, d.n. (vješalice, daske za peglanje itd.)	0	kom	54.757	53.417	833
<b>20.52</b>	<b>Proizvodnja predmeta od plute, slame i pletarskih materijala</b>					
20.52.15.70.00	Korparskii, pletarski i ostali proizvodi od biljnog materijala	0	kg	3.856	3.856	15
<b>DE</b>	<b>PROIZVODNJA CELULOZE, PAPIRA I PROIZVODA OD PAPIRA; IZDAVAČKA I ŠTAMPARSKA DJELATNOST</b>					
<b>21</b>	<b>Proizvodnja celuloze, papira i proizvoda od papira</b>					
<b>21.1</b>	<b>Proizvodnja celuloze, papira i kartona</b>					
<b>21.11</b>	<b>Proizvodnja celuloze</b>					
21.11.12.13.00	Hemijska drvena nebijeljena celuloza, natronska ili sulfatna, (isklj. topive), od crnogorice	0	kg 90 % suve subst.	32.809.145	0	0
<b>21.12</b>	<b>Proizvodnja papira i kartona</b>					
21.12.14.50.00	Grafički papir i karton, sa sadržajem mehaničkih vlakana ≤10%, mase >150 g/m <sup>2</sup>	0	kg	2.701.845	2.058.120	2.674
21.12.21.90.00	Papir za upotrebu u domaćinstvu: ostali	0	kg	35.882.229	19.855.146	34.376
21.12.22.50.00	Nepremazani, nebijeljeni kraftliner, u rolama ili listovima (isklj. za pisanje, štampanje i ostale grafičke svrhe, bušene kartice i bušene papirne trake)	0	kg	2.167.320	260.750	248
21.12.23.15.00	Nepremazani, nebijeljeni kraftpapir za vreće (isklj. za pisanje, štampanje i ostale grafičke svrhe, bušene kartice i bušene papirne trake)	0	kg	19.955.754	8.085.820	10.328
21.12.23.33.00	Nepremazani kraftpapir i karton, mase ≤150 g/m <sup>2</sup> (isklj. kraftlinera, kraft-papira za vreće, za pisanje, štampanje i ostale grafičke svrhe, itd.)	0	kg	2.687.966	2.209.780	2.082
21.12.23.35.00	Nepremazani kraftpapir i karton, mase od 150 - 225 g/m <sup>2</sup> (isklj. kraftliner, kraft-papir za vreće, za pisanje, štampanje i ostale grafičke svrhe, bušene kartice i papirne trake)	0	kg	11.044.112	4.491.400	2.797
21.12.24.00.00	Nepremazani fluting papir, u rolama ili listovima	0	kg	16.283.624	6.181.670	4.077
21.12.25.20.00	Nepremazani testliner (reciklirani slojeviti karton) mase ≤150 g/m <sup>2</sup> , u rolama ili listovima	0	kg	7.249.613	800.850	600
21.12.30.30.00	Nepremazani filter-papir i karton, u rolama ili listovima	0	kg	6.088	5.763	228
21.12.56.70.00	Papir i karton, u rolama ili listovima, premazan, impregniran ili prekriven voskom, parafinskim voskom, stearinom, uljem ili glicerolom	0	kg	15.613	14.363	55
21.12.57.00.00	Ostali papir i karton, premazan, ..., d.n.	0	kg	49.779	54.637	149
<b>21.2</b>	<b>Proizvodnja proizvoda od papira i kartona</b>					
<b>21.21</b>	<b>Proizvodnja talasastog papira i kartona i ambalaže od papira i kartona</b>					
21.21.11.00.00	Valoviti papir i karton, u rolama ili listovima	0	kg	18.663.778	15.135.000	13.523

*Vrsta proizvodnje: 0 - Redovna proizvodnja, 1 - Proizvodnja na osnovu ugovora*

*Vrijednost prodaje: \* - Nije dostignuta jedinica mjere*



**INDUSTRIJSKA PROIZVODNJA U 2008 GODINI – PRETHODNI PRODCOM REZULTATI**

Šifra	Naziv proizvoda i djelatnost	Vrsta proizvodnje	Mjerna jedinica	Proizvedena količina	Prodana količina	Vrijednost prodaje (u .000 KM)
21.21.12.30.00	Vreće i vrećice, sa širinom osnove (dna) $\geq 40$ cm, od papira, kartona, celulozne vate ili mreže celuloznih vlakana	0	kg	4.475.635	4.358.297	10.598
21.21.12.50.00	Vreće i vrećice od papira, kartona, celulozne vate ili mreže celuloznih vlakana (isklj. onih sa širinom osnove- dna $\geq 40$ cm)	0	kg	1.741.875	1.727.044	4.239
21.21.13.00.00	Kutije, spremnici, omoti i slična ambalaža, od valovitog papira ili kartona	0+1	kg	8.197.960	7.987.444	14.251
		0	kg	8.140.510	7.929.994	14.221
		1	kg	57.450	57.450	29
21.21.14.00.01	Složiva ambalaža za tekućine, (tetrapak i ostalo)	0	kg	86.048	86.048	216
21.21.14.00.02	Složiva ambalaža od kartona (kutije i ostalo)	0	kg	1.286.099	1.292.135	1.828
21.21.14.00.03	Složiva ambalaža od papira, ljepenke ili kartona, ostala	0	kg	141.654	141.995	565
21.21.15.30.02	Ambalažni proizvodi, omoti za gramofonske ploče, mekani ambalažni spremnici, ..., od papira i kartona	0	kg	8.357	8.357	51
21.21.15.30.03	Ostala papirna i kartonska ambalaža, d.n.	0	kg	1.797.000	1.743.300	5.060
21.21.15.50.00	Kutije za evidencije, registratori, fascikli i slični proizvodi, od papira ili kartona, za upotrebu u kancelarijama, trgovini i slično	0	kg	299.092	301.151	999
<b>21.22</b>	<b>Proizvodnja papirnih proizvoda za domaćinstvo, higijenske i toaletne potrebe</b>					
21.22.11.10.00	Toaletni papir	0	kg	16.853.279	16.494.756	48.450
21.22.11.33.00	Džepni rupčići i listići za skidanje šminke, ..., od papirne mase, papira, celulozne vate ili mreže celuloznih vlakana	0	kg	1.514.345	1.412.851	5.396
21.22.11.35.00	Ručnici od papirne mase, papira, celulozne vate ili mreže celuloznih vlakana	0	kg	4.819.833	4.909.989	16.284
21.22.11.50.00	Stolnjaci i salвете od papirne mase, papira, celulozne vate ili mreže celuloznih vlakana	0	kg	2.907.068	2.828.015	8.275
21.22.12.10.00	Higijenski ulošci, tamponi i slični proizvodi od papirne mase, papira, celulozne vate ili mreže celuloznih vlakana	0	kg	263.467	214.530	3.076
21.22.12.30.00	Pelene i podlošci za dječije pelene i slični higijenski proizvodi od papirne mase, papira, celulozne vate ili mreže celuloznih vlakana, (isklj. toaletni papir, higijenske ručnike, tampone i slične proizvode)	0	kg	2.419.666	2.351.050	16.793
21.22.12.90.00	Predmeti za ličnu higijenu u domaćinstvu ili bolnicama, od papira, itd., d.n.	0	kg	1.936.329	1.899.398	9.758
<b>21.23</b>	<b>Proizvodnja kancelarijskog papirnog materijala</b>					
21.23.11.13.00	Karbon i sličan papir za kopiranje (isklj. u rolama širine $> 36$ cm ili u pravougaonim (uklj. kvadratnim) listovima s jednom stranicom $> 36$ cm u nepresavijenom stanju)	0	kg	32.206	28.882	101
21.23.11.15.00	Samokopirajući papir (isklj. u rolama širine $> 36$ cm ili u pravougaonim (uklj. kvadratnim) listovima s jednom stranicom $> 36$ cm u nepresavijenom stanju)	0	kg	109.053	109.053	1.310

Vrsta proizvodnje: 0 - Redovna proizvodnja, 1 - Proizvodnja na osnovu ugovora

Vrijednost prodaje: \* - Nije dostignuta jedinica mjere

**INDUSTRIJSKA PROIZVODNJA U 2008 GODINI – PRETHODNI PRODCOM REZULTATI**

Šifra	Naziv proizvoda i djelatnost	Vrsta proizvodnje	Mjerna jedinica	Proizvedena količina	Prodana količina	Vrijednost prodaje (u .000 KM)
21.23.11.30.00	Samoljepljivi papir, u rolama ili trakama	0	kg	17.200	17.200	93
21.23.12.30.00	Poštanske omotnice, od papira ili kartona	0	kg	3.717	3.717	3
21.23.13.50.00	Papir i karton koji se koristi za pisanje, štampanje i za druge grafičke namjene (uklj. za mašine s bušenim karicama, ali isklj. za Jacquard mašine)	0	kg	395.420	418.843	1.145
<b>21.25</b>	<b>Proizvodnja ostalih proizvoda od papira i kartona, d.n.</b>					
21.25.12.35.00	Samoljepljive štampane etikete, od papira ili kartona	0	kg	458.200	456.900	3.421
21.25.12.39.00	Štampane etikete, od papira ili kartona (isklj. samoljepljive)	0	kg	175.897	175.897	1.064
21.25.14.80.00	Ostali predmeti od papira i kartona: ostali, (isklj. impregnirane dijagnostičkim ili laboratorijskim reagensima)	0	kg	32.246	31.846	350
<b>22</b>	<b>Izdavačka djelatnost, štampanje i umnožavanje (reprodukcija) snimljenih zapisa</b>					
<b>22.1</b>	<b>Izdavačka djelatnost</b>					
<b>22.11</b>	<b>Izdavanje knjiga</b>					
22.11.10.00.00	Knjige, brošure, leci i sličan štampani materijal, u pojedinačnim listovima, samo izdane ili izdane i štampane kao vlastiti proizvod	0+1	kom	34.254.801	34.252.802	6.850
		0	kom	34.043.801	34.042.802	6.640
		1	kom	211.000	210.000	210
22.11.21.70.01	Ostale štampane knjige, brošure i sl. štampani materijal: školske knjige	0	kom	1.407.387	1.424.970	3.435
22.11.21.70.02	Ostale štampane knjige, brošure, i sl. štampani materijal: knjige za djecu	0	kom	49.688	42.800	308
22.11.21.70.03	Ostale štampane knjige, brošure i sl. štampani materijal: lijepa književnost	0	kom	40.160	50.637	488
22.11.21.70.04	Ostale štampane knjige, brošure i sl. štampani materijal: društvene nauke	0	kom	114.331	111.870	501
22.11.21.70.06	Nacionalni, regionalni, lokalni imenici: telefonski, teleks, telefaks, u tvrdom ili mehkom povezu	0	kom	6.070.350	6.071.090	1.718
22.11.21.70.07	Priručnici, koji sadrže informacije, u tvrdom ili mehkom povezu	0	kom	620	620	15
22.11.21.70.09	Štampane knjige, brošure, leci i sl. štampani materijal, albumi i knjige za djecu, u tvrdom ili mehkom povezu	0	kom	615.392	617.212	999
22.11.22.00.00	Knjige, brošure, leci i slično; elektronski	0	kom	3.185	3.185	22
<b>22.12</b>	<b>Izdavanje novina</b>					
22.12.11.00.00	Novine, časopisi i periodične publikacije, koje izlaze najmanje četiri puta sedmično, samo izdate ili izdate i štampane kao vlastiti proizvod (uklj. oglasni dodatak), štampane	0	kom	27.678.349	22.157.763	20.362
<b>22.13</b>	<b>Izdavanje časopisa i sličnih periodičnih izdanja</b>					
22.13.11.00.01	Novine koje izlaze manje od četiri puta sedmično (uklj. oglasni dodatak), štampane	0	kom	4.158.661	4.151.147	3.078

*Vrsta proizvodnje: 0 - Redovna proizvodnja, 1 - Proizvodnja na osnovu ugovora*

*Vrijednost prodaje: \* - Nije dostignuta jedinica mjere*

**INDUSTRIJSKA PROIZVODNJA U 2008 GODINI – PRETHODNI PRODCOM REZULTATI**

Šifra	Naziv proizvoda i djelatnost	Vrsta proizvodnje	Mjerna jedinica	Proizvedena količina	Prodana količina	Vrijednost prodaje (u .000 KM)
22.13.11.00.02	Časopisi i ostale periodične publikacije, koje izlaze manje od četiri puta sedmično (uklj. oglasni dodatak), štampane	0	kom	6.366.913	5.083.046	6.555
22.13.12.00.00	Novine, časopisi i ostale periodične publikacije, koje izlaze manje od četiri puta sedmično; elektronske	0	kom	330	212	4
<b>22.14</b>	<b>Izdavanje zvučnih zapisa</b>					
22.14.11.50.00	Kompakt diskovi ( CD-a i DVD-a), sa snimljenim zvučnim zapisom	0	kom	22.000	19.257	95
22.14.12.50.00	Magnetne trake sa snimljenim zvučnim zapisom, širine >4mm ali ≤6,5 mm	0	kom	9.000	21.722	65
<b>22.15</b>	<b>Ostala izdavačka djelatnost</b>					
22.15.11.50.00	Ostale štampane ili ilustrirane poštanske karte, čestitke i sl.	0	kom	280	280	1
22.15.13.00.00	Slike, gravure i fotografije, samo izdate ili izdate i štampane u vlastitoj štampariji	0	kom	3.157	3.157	78
22.15.15.30.00	Preslikači (decalcomanias), uključujući preslikače za staklo (vitrifiable)	0	kom	1.105.335	1.105.335	28
22.15.15.50.00	Kalendari svih vrsta, štampani, uključujući kalendarske blokove	0+1	kom	180.022	180.022	181
		0	kom	174.722	174.722	173
		1	kom	5.300	5.300	8
<b>22.2</b>	<b>Štampanje i uslužne djelatnosti u vezi sa štampanjem</b>					
<b>22.21</b>	<b>Štampanje novina</b>					
22.21.10.00.00	Štampanje novina, časopisa i ostalih periodičnih publikacija koje izlaze najmanje četiri puta sedmično	0+1	kg	9.521.785	9.521.785	19.012
		0	kg	5.123.785	5.123.785	9.923
		1	kg	4.398.000	4.398.000	9.089
<b>22.22</b>	<b>Štampanje, d.n.</b>					
22.22.11.00.00	Poštanske marke, formulari, čekovi, banknote, akcije, dionice i sl. dokumenti	0	kg	308.540	308.540	3.100
22.22.12.30.00	Poslovni (komercijalni) katalogi	0	kg	503.371	503.289	2.248
22.22.12.50.00	Ostali štampani poslovni (komercijalni) materijal i slicno (isklj. poslovne kataloge)	0	kg	175.502	175.527	1.200
22.22.13.00.00	Ostali štampani materijal, d.n.	0+1	kg	1.795.716	1.771.766	10.763
		0	kg	1.559.096	1.556.996	9.903
		1	kg	236.620	214.770	859
22.22.20.13.00	Registri, knjigovodstvene knjige, podsjetnici, knjige narudžbi i primitka, od papira i kartona	0+1	kg	415.663	411.171	2.595
		0	kg	394.963	390.786	2.407
		1	kg	20.700	20.385	188
22.22.20.15.00	Blokovi za bilješke, blokovi za pisanje i memorandum-blokovi, od papira i kartona	0	kg	574.164	574.168	3.334
22.22.20.17.00	Dnevници, od papira i kartona	0	kg	4.143	4.143	45

*Vrsta proizvodnje:* 0 - Redovna proizvodnja, 1 - Proizvodnja na osnovu ugovora

*Vrijednost prodaje:* \* - Nije dostignuta jedinica mjere

**INDUSTRIJSKA PROIZVODNJA U 2008 GODINI – PRETHODNI PRODCOM REZULTATI**

Šifra	Naziv proizvoda i djelatnost	Vrsta proizvodnje	Mjerna jedinica	Proizvedena količina	Prodana količina	Vrijednost prodaje (u .000 KM)
22.22.20.19.00	Službene knjige, adresari, telefonski imenici i knjige predložaka (isklj. dnevnike), od papira i kartona	0	kg	3.900	3.900	12
22.22.20.30.00	Bilježnice, od papira i kartona	0	kg	113.132	112.062	325
22.22.20.50.00	Povezi za knjige, fascikli i mape za spise (isklj. korice za knjige), od papira i kartona	0	kg	31.544	31.544	274
22.22.20.75.00	Kontinuirani poslovni obrasci u više primjeraka, uklj. setove s umetkom karbon papira, karboniziranog papira i slično	0	kg	1.011.046	1.010.065	2.566
22.22.20.79.00	Poslovni obrasci u više primjeraka uklj. u pojedinačnim listovima, s umetkom karbon papira, NCR-papira i slično (isklj. kontinuiranih)	0+1	kg	287.357	285.499	1.437
		0	kg	266.396	265.651	1.371
		1	kg	20.961	19.848	65
22.22.20.90.00	Podloge za pisanje i omoti za knjige, od papira i kartona	0	kg	2.315	2.257	20
22.22.31.00.00	Štampanje knjiga, brošura, dječijih slikovnica ili knjiga za bojenje i muzičkih nota štampanih ili u rukopisu	0	kg	386.478	386.478	1.237
22.22.32.20.00	Štampanje novina, časopisa i ostalih periodičnih publikacija koje izlaze <4 puta sedmično, uklj. novinski dodatak, isklj. prigodne umetke	0	kg	1.709.701	1.709.701	3.764
22.22.32.43.00	Štampanje razglednica bez marke, dopisnica s ličnim pozdravima, porukama, najavama uklj. rođendanske čestitke, božićne čestitke itd.	0	kg	36	36	3
22.22.32.45.00	Štampanje papira za preslikavanje (decalcomanias)	0	kg	2.750	2.750	54
22.22.32.50.00	Štampanje kalendara svih vrsta, uklj. kalendarske blokove (kalendare s listovima za trganje)	0	kg	164.437	165.167	508
22.22.32.90.00	Štampanje direktno na druge materijale (isklj.papir proizvode na papirnoj bazi i tekstil) (uklj. štampanje na plastici, staklu, metalu, drvetu i keramici)	0+1	ef. sati	29.544	29.544	754
		0	ef. sati	16.125	16.125	385
		1	ef. sati	13.419	13.419	369
<b>22.23</b>	<b>Knjigovezački radovi</b>					
22.23.10.10.00	Knjigoveštvo i dovršavanje knjiga i sličnih proizvoda (previjanje, slaganje, lijepljenje, šivanje, obrezivanje, ukoričavanje)	0	ef. sati	25.116	25.116	218
22.23.10.30.00	Uvezivanje i dovršavanje brošura, magazina, kataloga, uzoraka i oglasne literature itd uklj. previjanje, slaganje, lijepljenje, šivanje, obrezivanje, ukoričavanje	0	ef. sati	8.044	8.044	174
<b>22.24</b>	<b>Pripremne djelatnosti u vezi sa štampanjem</b>					
22.24.20.00.00	Štamparske forme	0	ef. sati	3.650	3.650	37
<b>22.25</b>	<b>Pomoćne djelatnosti u vezi sa štampanjem</b>					
22.25.10.00.00	Ostale usluge u vezi s štampanjem	0	ef. sati	7.482	7.482	363

*Vrsta proizvodnje:* 0 - Redovna proizvodnja, 1 - Proizvodnja na osnovu ugovora

*Vrijednost prodaje:* \* - Nije dostignuta jedinica mjere

**INDUSTRIJSKA PROIZVODNJA U 2008 GODINI – PRETHODNI PRODCOM REZULTATI**

Šifra	Naziv proizvoda i djelatnost	Vrsta proizvodnje	Mjerna jedinica	Proizvedena količina	Prodana količina	Vrijednost prodaje (u .000 KM)
<b>DF</b>	<b>PROIZVODNJA KOKSA, DERIVATA NAFTE I NUKLEARNOG GORIVA</b>					
<b>23</b>	<b>Proizvodnja koksa, derivata nafte i nuklearnog goriva</b>					
<b>23.1</b>	<b>Proizvodnja proizvoda koksovanja</b>					
<b>23.10</b>	<b>Proizvodnja proizvoda koksovanja</b>					
23.10.10.30.00	Koks iz koksnih peći (dobiven karbonizacijom koksnog uglja pri visokim temperaturama), koks za plinaru (nusproizvod u plinari)	0	t	576.785	512.147	210.622
23.10.20.00.00	Katran (smjesa aromatskih i alifatskih sastojaka, obično se dobiva destilacijom uglja, lignita ili treseta)	0	t	23.934	15.323	4.374
<b>23.2</b>	<b>Proizvodnja derivata nafte</b>					
<b>23.20</b>	<b>Proizvodnja derivata nafte</b>					
23.20.11.50.02	Bezolovni benzin za motore, s više od uklj. 95 oktana	1	t	469	469	22
23.20.11.70.01	Motorni benzin, od 98 oktana (MB 98)	1	t	3.040	3.040	141
23.20.13.30.00	Rafinerijska sirovina (primarni i ekstrakcijski benzin), laki polupreradeni destilat za upotrebu u rafineriji	1	t	10.402	10.402	484
23.20.15.50.00	Plinska goriva (dizel za motorna vozila, destilat nafte, 180oC do 380oC, koja se koriste za drumski/željeznički prijevoz)	1	t	25.463	25.463	1.184
23.20.15.70.00	Plinska loživa ulja (destilat nafte, 180oC do 380oC, za grijanje i proizvodnju pare)	1	t	1.154	1.154	54
23.20.16.30.00	Rafinerijska sirovina (srednja naftna ulja, polupreradeni destilati za upotrebu u rafineriji)	1	t	110	110	5
23.20.17.70.00	Lako loživlje ulje s više od uklj. 1% sumpora	1	t	53.962	48.014	2.235
23.20.18.50.01	Motorna ulja	0+1	t	5.535	5.527	25.138
		0	t	5.427	5.419	24.793
		1	t	108	108	345
23.20.18.50.02	Ostala ulja i maziva	0	t	4.201	4.155	14.701
23.20.21.20.00	Naftni plinovi (smjesa lakih ugljikovodika, održavana u tekućem stanju pod povišenim pritiskom)	0+1	t	5.543	5.175	5.085
		0	t	4.103	4.103	5.035
		1	t	1.440	1.072	50
23.20.31.00.04	Masti za podmazivanje	0	t	439	420	2.023
<b>DG</b>	<b>PROIZVODNJA HEMIKALIJA, HEMIJSKIH PROIZVODA I VJEŠTAČKIH VLAKANA</b>					
<b>24</b>	<b>Proizvodnja hemikalija i hemijskih proizvoda</b>					
<b>24.1</b>	<b>Proizvodnja osnovnih hemikalija</b>					
<b>24.11</b>	<b>Proizvodnja industrijskih gasova</b>					
24.11.11.20.00	Argon	0	m3	332.710	337.520	1.499

*Vrsta proizvodnje: 0 - Redovna proizvodnja, 1 - Proizvodnja na osnovu ugovora*

*Vrijednost prodaje: \* - Nije dostignuta jedinica mjere*

**INDUSTRIJSKA PROIZVODNJA U 2008 GODINI – PRETHODNI PRODCOM REZULTATI**

Šifra	Naziv proizvoda i djelatnost	Vrsta proizvodnje	Mjerna jedinica	Proizvedena količina	Prodana količina	Vrijednost prodaje (u .000 KM)
24.11.11.30.00	Rijetki plinovi (isklj. argon)	0	m3	34.014	34.014	390
24.11.11.60.00	Azot	0	m3	98.500	98.500	171
24.11.11.70.00	Kisik	0	m3	1.584.968	1.577.674	2.966
24.11.12.30.01	Ugljen dioksid, plinoviti ili tekući	0	kg	5.967.108	5.920.993	3.717
24.11.12.30.02	Ugljen dioksid, komprimirani	0	kg	3.107.030	3.108.597	809
24.11.13.00.00	Tekući i komprimirani zrak	0	kg	118.118	108.981	156
<b>24.12</b>	<b>Proizvodnja boja i pigmenta</b>					
24.12.21.10.00	Disperzivne boje i preparati na njihovoj bazi	0	kg	21.000	21.000	131
<b>24.13</b>	<b>Proizvodnja ostalih osnovnih neorganskih hemikalija</b>					
24.13.14.13.01	Hlorovodična kiselina, tehnička	0	kg HCl	1.216	484	*
24.13.14.33.00	Sumporna kiselina	0	kg SO2	9.565	717	1
24.13.31.53.00	Aluminijev sulfat	0	kg Al2O3	539.900	644.400	253
24.13.31.57.00	Sulfati (isklj. aluminijev i barijev)	0	kg	3.721.000	3.704.000	865
24.13.33.20.00	Natrijev hidrogenkarbonat (natrijev bikarbonat)	0	kg	19.440.700	18.249.500	6.176
24.13.33.79.00	Karbonati (isklj. amonijev, dinatrijev, natrijev hidrogenkarbonat, kalijev, kalcijev, barijev, olovni, litijev, stroncijev i bizmut)	0	kg	176.106.000	168.436.482	53.387
24.13.42.50.00	Destilirana i elektrovodljiva voda i voda slične čistoće	0	kg	175.700	72.910	35
24.13.42.90.00	Anorganski spojevi; amalgami (isklj. one od plemenitih metala, destiliranu i elektrovodljivu vodu i vodu slične čistoće, tekući i sabijeni zrak)	0	kg	11.330	10.604	51
<b>24.14</b>	<b>Proizvodnja ostalih osnovnih organskih hemikalija</b>					
24.14.11.90.00	Nezasićeni aciklični ugljikovodici (isklj. etilen, propen, buten, buta-1,3-dien i izopren)	0	kg	167.311	167.311	1.589
24.14.12.80.00	Naftalen i antracen	0	kg	456.000	503.000	496
24.14.32.71.01	Sirćetna kiselina, jestiva	0	kg	655.000	524.893	2.346
24.14.33.87.00	Maleinski anhidrid	0	kg	9.465.200	9.076.200	19.313
24.14.72.00.01	Briketi drvenog uglja	0	kg	4.319.129	4.431.526	2.226
24.14.72.00.02	Retortni ugalj	0	kg	9.375.200	9.554.799	6.067
24.14.73.65.00	Kreozotna ulja	0	kg	0	200	*
24.14.73.70.00	Smole i koks od smole, dobiveni od ugljenog katrana ili drugih mineralnih katrana	0	kg	3.420.000	5.623.000	2.209
<b>24.15</b>	<b>Proizvodnja vještačkih đubriva i azotnih jedinjenja</b>					
24.15.30.90.00	Azotna mineralna ili hemijska đubriva, d.n.	0	kg N	66.431.000	65.011.000	5.962
<b>24.16</b>	<b>Proizvodnja plastičnih masa, u primarnim oblicima</b>					
24.16.10.35.00	Linearni polietilen specificne težine <0,94; u primarnim oblicima	0	kg	7.525	7.525	18
24.16.20.35.00	Ekspandirani polistiren; u primarnim oblicima	0	kg	5.707.717	5.704.204	22.634
24.16.40.20.00	Polieteri; u primarnim oblicima (isklj. poliacetale, polieter-alkohole)	0	kg	3.752.039	2.928.731	12.712
24.16.40.62.00	Polietilen-tereftalat s viskoznim brojem ≥78 ml/g	0	kg	828.155	836.886	2.484

*Vrsta proizvodnje: 0 - Redovna proizvodnja, 1 - Proizvodnja na osnovu ugovora*

*Vrijednost prodaje: \* - Nije dostignuta jedinica mjere*



**INDUSTRIJSKA PROIZVODNJA U 2008 GODINI – PRETHODNI PRODCOM REZULTATI**

Šifra	Naziv proizvoda i djelatnost	Vrsta proizvodnje	Mjerna jedinica	Proizvedena količina	Prodana količina	Vrijednost prodaje (u .000 KM)
24.16.56.70.00	Poliuretani; u primarnim oblicima	0	kg	1.182.654	1.202.071	4.725
24.16.57.00.00	Silikoni; u primarnim oblicima	0	kg	17.000	17.000	164
<b>24.2</b>	<b>Proizvodnja pesticida i drugih hemikalija za poljoprivredu</b>					
<b>24.20</b>	<b>Proizvodnja pesticida i drugih hemikalija za poljoprivredu</b>					
24.20.14.50.00	Dezinficijensi na bazi halogeniranih spojeva pripremljeni u oblike ili pakovanja za maloprodaju ili kao preparati ili proizvodi	0	kg akt.subst.	510	0	0
<b>24.3</b>	<b>Proizvodnja boja, lakova i sličnih premaza, grafičkih boja i kitova</b>					
<b>24.30</b>	<b>Proizvodnja boja, lakova i sličnih premaza, grafičkih boja i kitova</b>					
24.30.11.50.00	Boje i lakovi; na bazi akrilnih ili vinilnih polimera dispergiranih ili otopljenih u vodenom mediju (uklj. emajle i lakove)	0	kg	2.307.972	2.152.747	4.345
24.30.11.70.03	Ostale boje, lakovi dispergirani ili otopljeni u vodenom mediju - za unutarnju upotrebu	0	kg	448.922	447.877	608
24.30.11.70.04	Ostale boje, lakovi dispergirani ili otopljeni u vodenom mediju - za vanjsku upotrebu	0	kg	86.215	85.759	133
24.30.12.90.01	Premazna sredstva (boje i lakovi) na bazi alkidnoaminskih polimera	0	kg	114.425	114.425	529
24.30.12.90.02	Premazna sredstva (boje i lakovi) na bazi poliuretanskih polimera	0	kg	549	549	5
24.30.12.90.04	Nepigmentirana premazna sredstva (boje i lakovi) na bazi nitroceluloze	0	kg	25.380	25.380	142
24.30.12.90.06	Premazna sredstva (boje i lakovi) za brodogradnju	0	kg	8.316	8.316	15
24.30.12.90.07	Ostala premazna sredstva (boje i lakovi) na bazi sintetičkih polimera, d.n.	0	kg	1.001.249	1.228.984	4.301
24.30.22.60.00	Nevatrostalni preparati za površinsku obradu fasada, unutrašnjih zidova, podova, stropova ili slično	0	kg	2.576.459	2.567.897	775
24.30.22.73.00	Organska složena otapala i razrjeđivači koji se koriste u spajanju s premazima i tintama; na bazi butilnog acetata	0	kg	49.726	49.726	112
<b>24.4</b>	<b>Proizvodnja farmaceutskih produkata, medicinskih hemikalija i biljnih proizvoda</b>					
<b>24.42</b>	<b>Proizvodnja farmaceutskih preparata</b>					
24.42.11.60.00	Lijekovi koji sadrže peniciline, streptomicine ili njihove derivate, u dozama ili pakovanju za maloprodaju	0	kg	36.920	38.460	8.673
24.42.11.80.02	Sulfonamidi-gotovi lijekovi, u dozama (u rasutom stanju) ili pripremljeni za maloprodaju	0	kg	8.144	9.748	621
24.42.11.80.03	Lijekovi koji sadrže ostale antibiotike, u dozama (u rasutom stanju) ili pripremljeni za maloprodaju	0	kg	19.860	21.022	4.933
24.42.12.65.00	Lijekovi koji sadrže kortikosteroidne hormone, njihove derivate i njima strukturom analogne, pripremljeni u odmjerenim dozama ili za maloprodaju	0	kg	370	205	66

*Vrsta proizvodnje: 0 - Redovna proizvodnja, 1 - Proizvodnja na osnovu ugovora*

*Vrijednost prodaje: \* - Nije dostignuta jedinica mjere*



**INDUSTRIJSKA PROIZVODNJA U 2008 GODINI – PRETHODNI PRODCOM REZULTATI**

Šifra	Naziv proizvoda i djelatnost	Vrsta proizvodnje	Mjerna jedinica	Proizvedena količina	Prodana količina	Vrijednost prodaje (u .000 KM)
24.42.13.60.00	Lijekovi koji sadrže vitamine; provitamine; derivate i njihove mješavine; za terapijsku ili profilaktičku upotrebu; pripremljeni u odmjerenim dozama ili za maloprodaju	0	kg	17.150	16.611	2.887
24.42.13.80.02	Psihofarmaci, pripremljeni za maloprodaju, d.n.	0	kg	14.800	16.785	3.426
24.42.13.80.03	Antiaritmici, pripremljeni za maloprodaju, d.n.	0	kg	12.340	13.474	5.035
24.42.13.80.04	Antianginalitici, pripremljeni za maloprodaju, d.n.	0	kg	7.750	9.748	1.745
24.42.13.80.05	Ostali lijekovi za liječenje kardiovaskularnog sistema, pripremljeni za maloprodaju, d.n.	0	kg	56.080	65.729	30.101
24.42.13.80.06	Antireumatici, pripremljeni za maloprodaju, d.n.	0	kg	12.600	13.287	1.873
24.42.13.80.07	Anestetici, pripremljeni za maloprodaju, d.n.	0	kg	3.660	4.755	655
24.42.13.80.08	Ostali lijekovi koji sadrže miješane ili nemiješane proizvode, pripremljeni za maloprodaju, d.n.	0+1	kg	1.114.025	1.111.165	58.325
		0	kg	987.808	984.948	49.429
		1	kg	126.217	126.217	8.895
24.42.23.40.00	Kontrastna sredstva za radiografska ispitivanja; dijagnostički reagensi namijenjeni za primjenu na pacijentima	0	kg	7.597	7.465	74
24.42.24.10.00	Ljepljivi zavoji ili slični proizvodi; impregnirani ili prevučeni farmaceutskim materijama; ili pripremljeni u oblike za maloprodaju	0	kg	20.789	20.789	858
24.42.24.30.00	Vata, gaza, itd. s farmaceutskim materijama, pakovana za maloprodaju, d.n.	0	kg	53.376	52.252	165
24.42.24.70.00	Kutije i kompleti za prvu pomoć	0	kg	7.854	7.854	170
<b>24.5</b>	<b>Proizvodnja sapuna i deterdženata, preparata za čišćenje i poliranje, parfema i toaletnih preparata</b>					
<b>24.51</b>	<b>Proizvodnja sapuna i deterdženata, preparata za čišćenje i poliranje</b>					
24.51.20.90.00	Organska površinski aktivna sredstva (isklj. sapun, anionska, kationska, neionska)	0	kg	37.000	37.000	57
24.51.31.20.00	Sapun i organski površinski aktivni proizvodi u štapićima, itd., za toaletnu upotrebu	0	kg	232.658	228.771	392
24.51.31.50.00	Sapun i organski površinski aktivni proizvodi u komadima (štapićima), itd., d.n.	0	kg	2.000	3.898	6
24.51.31.73.00	Sapun u obliku pahuljica; listića, granula ili u prahu	0	kg	233.000	233.000	387
24.51.32.40.00	Površinski-aktivni preparati; s dodatkom ili bez dodatka sapuna; pakovani za maloprodaju (isklj. one koji se troše kao sapun)	0	kg	869.000	869.000	678
24.51.32.50.01	Preparati za pranje i čišćenje, pripremljeni za maloprodaju: za mašinsko pranje	0	kg	8.392.715	8.819.118	10.929
24.51.32.50.02	Preparati za pranje i čišćenje, pripremljeni za maloprodaju: za ručno pranje	0	kg	913.373	905.626	815
24.51.32.50.03	Preparati za pranje i čišćenje, pripremljeni za maloprodaju: za pranje posuđa	0	kg	5.062.714	4.820.616	4.790
24.51.32.50.04	Ostali preparati za pranje i čišćenje, pripremljeni za maloprodaju	0	kg	2.113.449	1.938.709	3.265

*Vrsta proizvodnje:* 0 - Redovna proizvodnja, 1 - Proizvodnja na osnovu ugovora

*Vrijednost prodaje:* \* - Nije dostignuta jedinica mjere

**INDUSTRIJSKA PROIZVODNJA U 2008 GODINI – PRETHODNI PRODCOM REZULTATI**

Šifra	Naziv proizvoda i djelatnost	Vrsta proizvodnje	Mjerna jedinica	Proizvedena količina	Prodana količina	Vrijednost prodaje (u .000 KM)
24.51.32.60.00	Površinski aktivni preparati; s dodatkom ili bez dodatka sapuna; nepakovani za maloprodaju (isklj. one za upotrebu kao sapun)	0	kg	1.735.304	1.494.422	1.764
24.51.41.00.00	Preparati za parfimiranje i dezodoriranje prostotija (uklj. mirisne preparate koji se troše za vjerske obrede)	0	kg	27.434	25.208	167
24.51.43.70.00	Politure i slični preparati; za karoserije (isklj. umjetne i pripravljene voskove, politure za metale)	0	kg	2.970	3.422	3
24.51.44.00.00	Paste i praškovi za ribanje i ostali preparati za ribanje (čišćenje)	0	kg	7.999	10.271	12
<b>24.52</b>	<b>Proizvodnja parfema i toaletnih preparata</b>					
24.52.11.70.00	Toaletne vode	0	l	779	766	69
24.52.15.00.00	Preparati za uljepšavanje, šminkanje i njegu kože uklj. preparate za zaštitu od sunca, isklj. lijekove, preparate za šminkanje usana i očiju, preparate za manikiranje i pedikiranje, puder za kozmetičku upotrebu i talk-puder	0	kg	39.622	43.349	1.164
24.52.16.30.00	Šamponi	0	kg	479.093	482.869	801
24.52.16.50.00	Preparati za trajno kovrčanje ili ispravljanje kose	0	kg	133.700	133.700	731
24.52.18.50.00	Sredstva za čišćenje zuba (uklj. zubne paste i sredstva za čišćenje umjetnog zubala)	0	kom	50	50	*
24.52.19.50.00	Dezodoransi za ličnu upotrebu i preparati protiv znojenja	0	kg	453	454	8
<b>24.6</b>	<b>Proizvodnja ostalih hemijskih proizvoda</b>					
<b>24.61</b>	<b>Proizvodnja eksploziva</b>					
24.61.11.50.00	Pripremljeni eksplozivi (isklj. barut)	0	kg	3.029.637	3.033.587	3.427
24.61.12.70.00	Udarne ili detonirajuće kapsle; upaljači i električni detonatori	0	kom	349.494.014	349.730.364	13.184
24.61.14.00.00	Signalne rakete; rakete protiv grada; signalne rakete za maglu i drugi pirotehnički proizvodi (isklj. pirotehničke proizvode za vatromet)	0	kg	111.800	111.692	6.771
<b>24.62</b>	<b>Proizvodnja ljepila i želatina</b>					
24.62.10.95.03	Ostala pripremljena ljepila i adhezivi, d.n.	0	kg	19.835.903	19.985.128	6.869
<b>24.63</b>	<b>Proizvodnja eteričnih ulja</b>					
24.63.10.20.00	Eterična ulja	0	kg	558	367	213
<b>24.66</b>	<b>Proizvodnja ostalih hemijskih proizvoda, d.n.</b>					
24.66.33.30.00	Tekućine za hidraulične kočnice i ostale pripremljene tekućine za hidraulični prijenos; koje ne sadrže ili sadrže <70% težinskog udjela naftnog ulja ili ulja dobivenih od bitumenskih minerala	0	kg	135.210	138.325	860
24.66.33.50.00	Preparati protiv smrzavanja (antifriz) i pripremljene tekućine za odleđivanje	0	kg	1.702.120	1.760.991	4.979
24.66.45.70.00	Sredstva za doradu, itd., za upotrebu u tekstilnoj industriji	0	kg	188	188	1
24.66.46.30.00	Pripremljeni ubrzivači vulkanizacije	0	kg	26.411	26.411	48

*Vrsta proizvodnje: 0 - Redovna proizvodnja, 1 - Proizvodnja na osnovu ugovora*

*Vrijednost prodaje: \* - Nije dostignuta jedinica mjere*

**INDUSTRIJSKA PROIZVODNJA U 2008 GODINI – PRETHODNI PRODCOM REZULTATI**

Šifra	Naziv proizvoda i djelatnost	Vrsta proizvodnje	Mjerna jedinica	Proizvedena količina	Prodana količina	Vrijednost prodaje (u .000 KM)
24.66.48.27.00	Antikorozijski preparati koji sadrže amine kao aktivnu komponentu	0	kg	112	25	*

**DH PROIZVODNJA PROIZVODA OD GUME I PLASTIČNIH MASA**

**25 Proizvodnja proizvoda od gume i plastičnih masa**

**25.1 Proizvodnja proizvoda od gume**

**25.11 Proizvodnja vanjskih i unutrašnjih guma za vozila**

25.11.15.50.00	Gumeni štitnici	0	kom	22.000	22.000	22
----------------	-----------------	---	-----	--------	--------	----

**25.12 Protektiranje vanjskih guma za vozila**

25.12.10.30.00	Protektirane gume za automobile	0	kom	8.054	7.339	256
----------------	---------------------------------	---	-----	-------	-------	-----

25.12.10.50.00	Protektirane gume za autobuse i kamione	0+1	kom	12.330	12.140	3.754
		0	kom	12.117	11.935	3.709
		1	kom	213	205	45

**25.13 Proizvodnja ostalih proizvoda od gume**

25.13.30.55.00	Cijevi od gume, ojačane ili kombinirane s metalom	0	kg	3.969	3.969	39
----------------	---	---	----	-------	-------	----

25.13.50.70.00	Gumirani tekstilni proizvodi (isklj. ljepljivu traku širine ≤20 cm)	0	kg	2.217	2.217	110
----------------	---	---	----	-------	-------	-----

25.13.60.55.00	Rukavice za domaćinstvo od vulkanizirane gume	0	pari	182.312	117.235	98
----------------	---	---	------	---------	---------	----

25.13.73.49.00	Gumeno-metalni proizvodi za ostale svrhe	0	kg	72.997	89.197	1.110
----------------	--	---	----	--------	--------	-------

25.13.73.79.03	Proizvodi od tvrde gume	0	kg	35.229	35.229	697
----------------	-------------------------	---	----	--------	--------	-----

**25.2 Proizvodnja proizvoda od plastičnih masa**

**25.21 Proizvodnja ploča, listova, cijevi i profila od plastičnih masa**

25.21.10.70.00	Monofilamenti bilo koje dimenzije presjeka >1 mm; šipke; štapovi i profilni oblici; od polimera vinil-hlorida (uklju. površinski obrađene, ali drugačije neobrađene)	0	kg	2.567.438	2.567.438	2.357
----------------	--	---	----	-----------	-----------	-------

25.21.21.53.00	Cijevi i crijeva čvrsta, od polietilena	0	kg	4.748.150	4.779.150	18.238
----------------	---	---	----	-----------	-----------	--------

25.21.21.55.00	Cijevi i crijeva čvrsta, od propilena	0	kg	157.416	144.945	950
----------------	---------------------------------------	---	----	---------	---------	-----

25.21.21.57.00	Cijevi i crijeva čvrsta, od polimera vinil-hlorida	0	kg	292.480	291.380	838
----------------	--	---	----	---------	---------	-----

25.21.22.20.00	Meke cijevi i crijeva, od plastike; za pritisak ≥27,6 MPa	1	kg	22.013	22.013	62
----------------	---	---	----	--------	--------	----

25.21.30.10.00	Ostale ploče, ..., od polimera etilena, neojačane, debljine ≤0,125 mm	0	kg	1.829.101	1.829.101	8.213
----------------	---	---	----	-----------	-----------	-------

25.21.30.17.01	Folije od polimera etilena	0	kg	3.989.330	4.036.132	15.023
----------------	----------------------------	---	----	-----------	-----------	--------

25.21.30.29.01	Folije od polipropilena	0+1	kg	1.055.043	1.046.475	5.563
		0	kg	1.016.205	1.007.637	5.551
		1	kg	38.838	38.838	12

25.21.30.29.02	Ploče, trake, od polipropilena	0	kg	19.833	19.833	264
----------------	--------------------------------	---	----	--------	--------	-----

25.21.30.87.00	Ploče, ..., od proizvoda dopunske polimerizacije	0	kg	23.200	26.028	450
----------------	--	---	----	--------	--------	-----

25.21.41.20.01	Ploče, trake, folije, itd., celularne strukture, od polimera stirena, pojačane vlaknima	0	kg	757.587	714.712	729
----------------	---	---	----	---------	---------	-----

*Vrsta proizvodnje: 0 - Redovna proizvodnja, 1 - Proizvodnja na osnovu ugovora*

*Vrijednost prodaje: \* - Nije dostignuta jedinica mjere*

**INDUSTRIJSKA PROIZVODNJA U 2008 GODINI – PRETHODNI PRODCOM REZULTATI**

Šifra	Naziv proizvoda i djelatnost	Vrsta proizvodnje	Mjerna jedinica	Proizvedena količina	Prodana količina	Vrijednost prodaje (u .000 KM)
25.21.41.20.02	Ploče, trake, folije, itd., celularne strukture, od ostalih polimera stirena	0	kg	782.691	834.912	4.475
25.21.41.50.00	Ploče, listovi, filmovi, folije i trake celularne strukture od poliuretana	0	kg	43.523	42.895	537
25.21.41.80.00	Ploče, listovi, filmovi, folije i trake celularne strukture (isklj.od polimera stirena, od polimera vinil-hlorida, od poliuretana, od regenerirane celuloze)	0	kg	5.055	5.055	135
25.21.42.80.00	Ostale ploče, listovi, filmovi, folije i trake, necelularne strukture, osim od proizvoda dobivenih polimerizacijom	0	kg	141.944	141.944	496
<b>25.22</b>	<b>Proizvodnja ambalaže od plastičnih masa</b>					
25.22.11.00.01	Vreće i vrećice (uklj.tuljke) ≤120 g/m <sup>2</sup> , od polimera etilena	0	kg	1.012.763	1.014.474	8.138
25.22.11.00.02	Vreće za smeće težine ≤120 g/m <sup>2</sup> , od polimera etilena	0	kg	38.933	41.193	164
25.22.11.00.03	Čvrste vreće težine >120 g/m <sup>2</sup> , od polimera etilena	0	kg	798.951	798.951	2.230
25.22.11.00.04	Vrećice za nošenje od polimera etilena	0	kg	869.910	859.165	3.369
25.22.11.00.05	Ostale vreće od polimera etilena	0	kg	578.622	572.866	2.968
25.22.12.00.01	Vreće i vrećice (uklj.tuljke) težine ≤120 g/m <sup>2</sup> , od ostale plastike	0	kg	14.287	15.557	86
25.22.12.00.03	Čvrste vreće težine >120 g/m <sup>2</sup> , od ostale plastike	0	kg	14.287	19.449	89
25.22.12.00.04	Ostale vreće od ostale plastike	0	kg	9.000	9.000	42
25.22.13.00.00	Plastične kutije, sanduci, gajbe i slični proizvodi za prijevoz ili pakovanje robe	0	kg	98.281	107.531	436
25.22.14.50.01	Baloni, boce i slični proizvodi za prijevoz ili pakovanje robe, od polietilena; sadržine ≤2 l	0	kom	105.874.789	102.442.863	15.281
25.22.14.50.04	Baloni, boce i slični proizvodi za prijevoz ili pakovanje robe, od ostale plastike; sadržine ≤2 l	0+1	kom	142.833.605	140.353.466	8.879
		0	kom	141.917.999	139.437.860	8.828
		1	kom	915.606	915.606	51
25.22.14.70.01	Baloni, boce i slični proizvodi za prijevoz ili pakovanje robe, od polietilena; sadržine >2 l	0	kom	11.259.106	10.278.028	4.690
25.22.14.70.02	Baloni, boce i slični proizvodi za prijevoz ili pakovanje robe, od polipropilena; sadržine >2 l	0	kom	209.686	179.477	107
25.22.15.25.00	Plastični čepovi i poklopci za boce	0	kg	15.642	14.436	92
25.22.15.40.00	Ostali proizvodi od plastike za prijevoz i pakovanje	0	kom	4.813.359	4.979.370	2.442
<b>25.23</b>	<b>Proizvodnja proizvoda za građevinarstvo od plastičnih masa</b>					
25.23.12.50.00	Plastične kade, tuš-kade umivaonici i sudoperi	0	kom	480	480	195
25.23.12.70.00	Plastične zahodske daske i poklopci	0	kom	17.704	16.573	162
25.23.12.90.00	Plastični bidei, vodokotlići i sl. sanitarna roba (isklj.kade; tuš-kade, umivaonike i sudopere, zahodske daske i poklopce)	0	kom	12.280	11.263	239

*Vrsta proizvodnje: 0 - Redovna proizvodnja, 1 - Proizvodnja na osnovu ugovora*

*Vrijednost prodaje: \* - Nije dostignuta jedinica mjere*

**INDUSTRIJSKA PROIZVODNJA U 2008 GODINI – PRETHODNI PRODCOM REZULTATI**

Šifra	Naziv proizvoda i djelatnost	Vrsta proizvodnje	Mjerna jedinica	Proizvedena količina	Prodana količina	Vrijednost prodaje (u .000 KM)
25.23.13.00.00	Plastični spremnici, cisterne, kace i sl., kapaciteta >300 l	0	kg	13.854	13.854	237
25.23.14.50.01	Plastični prozori i njihovi okviri, itd., prozorske daske	0	kom	129.107	129.309	45.221
25.23.14.50.02	Plastična vrata i njihovi pragovi	0	kom	35.429	35.499	22.292
25.23.14.70.00	Plastični kapci, roletne i sl. proizvodi i njihovi dijelovi	0	kg	192.074	192.929	3.630
25.23.15.50.02	Vanjske zidne obloge od ostale plastike	0	kg	292.768	303.904	1.313
25.23.15.90.00	Ostali predmeti za građevinarstvo, od plastike (uklj. zidne utičnice, razvodne kutije i kablove za električnu mrežu)	0	kg	166.112	142.980	1.542
<b>25.24</b>	<b>Proizvodnja ostalih proizvoda od plastičnih masa</b>					
25.24.10.00.00	Plastični odjevni predmeti i pribor za odjeću (uklj. rukavice, kišne kabanice, pregače, remenje i dječje šiperke) (isklj. pokrivala za glavu)	0	kg	719	719	3
25.24.21.30.00	Samoljepljive trake od plastike, premazane ne vulkaniziranim prirodnim ili sintetičkim kaučukom; u rolama širine ≤20 cm	0	kg	3.099	3.099	38
25.24.23.20.00	Stolnjaci i kuhinjsko posuđe i pribor, od plastike	0	kg	209.957	213.124	1.309
25.24.23.30.00	Spužve od regenerirane celuloze	0	kg	72.398	72.848	840
25.24.23.70.00	Ostali predmeti za domaćinstvo i toaletne potrebe, od plastike, d. n.	0	kg	637.263	302.914	6.705
25.24.26.00.00	Izolacijski pribor od plastike; za električne mašine, aparate ili opremu (isklj. električne izolatore)	0	kg	29.194	29.194	76
25.24.28.20.00	Plastični pribor za namještaj	0	kg	12.438	12.438	211
25.24.28.30.00	Figurice i ostali ukrasni predmeti, od plastike (uklj. okvire za fotografije i slike i slične okvire)	0	kg	592	592	5
25.24.28.50.00	Ostali predmeti od plastičnih listova	0	kg	7.232	7.232	64
25.24.28.70.00	Ostali predmeti od plastike (uklj. od plastike u primarnim oblicima)	0+1	kg	2.742.804	2.741.910	15.681
		0	kg	1.506.828	1.505.934	11.825
		1	kg	1.235.976	1.235.976	3.856
25.24.90.10.00	Plastični dijelovi za mašine i uređaje (isklj. motore s unutrašnjim sagorijevanjem, plinske turbine)	0	kg	1.607	1.607	52
25.24.90.40.00	Plastični proizvodi, dijelovi za aparate za uključivanje i isključivanje, zaštitu električnih strujnih kola i sl. iz stavaka HS 8535, 8536, 8537, 8542	0	kg	537.424	535.342	6.900
25.24.90.60.00	Plastični dijelovi i pribor za sva drumska vozila (isklj. za lokomotive ili vagone)	0	kg	56.537	57.037	308

*Vrsta proizvodnje:* 0 - Redovna proizvodnja, 1 - Proizvodnja na osnovu ugovora

*Vrijednost prodaje:* \* - Nije dostignuta jedinica mjere

**INDUSTRIJSKA PROIZVODNJA U 2008 GODINI – PRETHODNI PRODCOM REZULTATI**

Šifra	Naziv proizvoda i djelatnost	Vrsta proizvodnje	Mjerna jedinica	Proizvedena količina	Prodata količina	Vrijednost prodaje (u .000 KM)
<b>DI</b>	<b>PROIZVODNJA OSTALIH PROIZVODA OD NEMETALNIH MINERALA</b>					
<b>26</b>	<b>Proizvodnja ostalih proizvoda od nemetalnih minerala</b>					
<b>26.1</b>	<b>Proizvodnja stakla i staklenih proizvoda</b>					
<b>26.12</b>	<b>Oblikovanje i obrada ravnog stakla</b>					
26.12.11.90.00	Ostala stakla iz stavaka HS-a 7003, 7004 ili 7005, savijena, s obrađenim rubovima, gravirana, itd.	0	kg	2.134.158	2.134.158	7.061
26.12.12.15.00	Očvrsnuto sigurnosno staklo za motorna vozila	0	m <sup>2</sup>	1.540	1.540	308
26.12.13.30.00	Višeslojni zidni elementi za izolaciju od stakla	0	m <sup>2</sup>	43.249	43.249	1.858
26.12.13.90.00	Ostala staklena ogledala, uokvirena ili neuokvirena	0	kg	54.670	54.670	184
<b>26.2</b>	<b>Proizvodnja nevatrostalnih keramičkih proizvoda, osim proizvoda za građevinske svrhe; proizvodnja vatrostalnih keramičkih proizvoda</b>					
<b>26.23</b>	<b>Proizvodnja keramičkih izolatora i izolacionog pribora</b>					
26.23.10.35.01	Keramički električni izolatori, s metalnim dijelovima, za dalekovode, niskonaponski (do uklj. 1000 V)	0	kg	2.760	2.760	38
26.23.10.35.02	Keramički električni izolatori, s metalnim dijelovima, za dalekovode, visokonaponski (više od 1000 V)	0	kg	10.812	10.812	98
<b>26.24</b>	<b>Proizvodnja ostalih tehničkih proizvoda od keramike</b>					
26.24.11.00.00	Keramički proizvodi za laboratorije, hemijsku, tehničku upotrebu, od porculana	0	kg	37.388	39.095	164
26.24.12.00.00	Keramički proizvodi za laboratorije, hemijsku i ostalu tehničku upotrebu, od ostalog materijala osim od porculana	0	kg	83.291	83.291	248
<b>26.26</b>	<b>Proizvodnja vatrostalnih keramičkih proizvoda</b>					
26.26.14.90.00	Vatrostalni keramički proizvodi, d.n.	0	kg	211.000	208.000	39
<b>26.3</b>	<b>Proizvodnja keramičkih pločica i podnih ploča</b>					
<b>26.30</b>	<b>Proizvodnja keramičkih pločica i podnih ploča</b>					
26.30.10.10.00	Nepocakljene keramičke mozaik pločice, kockice i slični proizvodi, površine <49 cm <sup>2</sup>	0	m <sup>2</sup>	4.523	4.761	254
26.30.10.59.00	Nepocakljene keramičke ploče za popločavanje; podne i zidne pločice (isklj. kremenastu glinu, fajansu ili finu glinu, dvostruke pločice tipa Spaltplatten)	0	m <sup>2</sup>	1.406	1.264	178
<b>26.4</b>	<b>Proizvodnja opeke, crijepa i proizvoda za građevinarstvo od pečene gline</b>					
<b>26.40</b>	<b>Proizvodnja opeke, crijepa i proizvoda za građevinarstvo od pečene gline</b>					
26.40.11.10.01	Keramička puna opeka	0	m <sup>3</sup>	1.230	1.048	223
26.40.11.10.02	Keramički šuplji blokovi s horizontalnim šupljinama	0	m <sup>3</sup>	256.631	252.124	23.308
26.40.11.10.03	Keramički šuplji blokovi s vertikalnim šupljinama	0	m <sup>3</sup>	343.440	324.105	25.073
26.40.11.10.04	Keramička šuplja opeka s horizontalnim šupljinama	0	m <sup>3</sup>	14.410	12.409	725

*Vrsta proizvodnje: 0 - Redovna proizvodnja, 1 - Proizvodnja na osnovu ugovora*

*Vrijednost prodaje: \* - Nije dostignuta jedinica mjere*



**INDUSTRIJSKA PROIZVODNJA U 2008 GODINI – PRETHODNI PRODCOM REZULTATI**

Šifra	Naziv proizvoda i djelatnost	Vrsta proizvodnje	Mjerna jedinica	Proizvedena količina	Prodana količina	Vrijednost prodaje (u .000 KM)
26.40.11.10.06	Keramička opeka i blokovi s horizontalnim šupljinama i smanjenom osnovnom masom	0	m3	395	406	85
26.40.11.10.08	Keramička uložna opeka	0	m3	54.332	48.476	2.067
26.40.11.10.09	Keramička fasadna opeka, fasadni blokovi i opeka za popločavanje	0	m3	123.274	118.505	7.961
26.40.11.30.00	Nevatrostalni keramički blokovi za podove, noseće zidove ili crijepove i slično (isklj. od fosilnog silikatnog brašna ili gline)	0	kg	50.780	72.240	110
26.40.13.00.00	Keramičke cijevi, odvodi, žljebnjaci i oprema za cijevi: odvodne cijevi i žljebovi bez opreme	0	kg	188.048	144.849	88
<b>26.5</b>	<b>Proizvodnja cementa, kreča i gipsa</b>					
<b>26.51</b>	<b>Proizvodnja cementa</b>					
26.51.12.10.00	Bijeli portland cement	0	kg	774.371.000	772.070.320	119.985
26.51.12.30.00	Sivi portland cement (uklj. miješani cement)	0	kg	632.002.000	639.881.000	97.202
<b>26.52</b>	<b>Proizvodnja kreča</b>					
26.52.10.33.00	Negašeni kreč	0	kg	175.591.790	11.444.760	1.547
26.52.10.35.00	Gašeni kreč	0	kg	40.195.437	40.720.555	4.584
<b>26.53</b>	<b>Proizvodnja gipsa</b>					
26.53.10.00.00	Gips koji se sastoji od pečene sadre ili kalcijeva sulfata (uklj. za građevinarstvo, izradu tapeta od tkanina ili papira, u zubarstvu)	0	kg	49.282.741	48.985.590	7.555
<b>26.6</b>	<b>Proizvodnja proizvoda od betona, cementa, gipsa i vještačkog kamena</b>					
<b>26.61</b>	<b>Proizvodnja proizvoda od betona za građevinske svrhe</b>					
26.61.11.30.01	Građevinski blokovi za zidove i pregrade	0	kg	72.165.948	64.828.232	5.478
26.61.11.30.05	Građevinski termoizolacijski blokovi od staničnoga betona (plina i pjenobetona)	0	kg	18.720.366	18.720.366	2.621
26.61.11.30.06	Građevinski teraco elementi	0	kg	429.502	410.583	181
26.61.11.30.07	Betonski crijep, d.n.	0	kg	2.139.040	2.659.986	723
26.61.11.30.08	Ostali građevinski blokovi i opeka, od betona (uklj. armiranoga) ili umjetnoga kamena	0	kg	14.839.843	15.749.247	8.207
26.61.11.50.00	Pločice; kamene ploče za popločavanje i slični proizvodi od cementa, betona ili umjetnog kamena (isklj. građevinske blokove i opeke)	0	kg	12.559.671	12.538.116	1.846
26.61.12.00.03	Montažne lake građevinske ploče, za izradu stropova i tavanica	0	kg	71.846	0	0
26.61.12.00.04	Montažne lake građevinske ploče, za oblaganje zidova	0	kg	522.549	553.352	144
26.61.12.00.05	Ostale lake građevinske ploče, nearmirane i armirane	0	kg	73.790.230	76.602.825	9.647
26.61.12.00.06	Polumontažne i montažne grede za stropove i tavanice (fert grede)	0	kg	4.754.600	5.085.881	1.017
26.61.12.00.07	Ostali građevinski elementi za visokogradnju i niskogradnju, od betona	0	kg	72.667.290	73.615.219	14.683
26.61.12.00.08	Ostali građevinski elementi za visokogradnju i niskogradnju, od umjetnoga kamena	0	kg	6.474.898	5.889.744	1.324

*Vrsta proizvodnje: 0 - Redovna proizvodnja, 1 - Proizvodnja na osnovu ugovora*

*Vrijednost prodaje: \* - Nije dostignuta jedinica mjere*



**INDUSTRIJSKA PROIZVODNJA U 2008 GODINI – PRETHODNI PRODCOM REZULTATI**

Šifra	Naziv proizvoda i djelatnost	Vrsta proizvodnje	Mjerna jedinica	Proizvedena količina	Prodana količina	Vrijednost prodaje (u .000 KM)
26.61.13.00.00	Cijevi od cementa, betona ili umjetnog kamena	0	kg	23.754.449	23.916.618	6.072
<b>26.62</b>	<b>Proizvodnja proizvoda od gipsa za građevinske svrhe</b>					
26.62.10.50.00	Ploče, listovi, pregradne ploče, crijepovi, slični proizvodi od sadre ili spojeva na bazi sadre, prevučeni ili pojačani samo papirom ili kartonom (isklj. proizvode obogaćene gipsom, ukrašene)	0	m <sup>2</sup>	0	230	1
<b>26.63</b>	<b>Proizvodnja gotove betonske smjese</b>					
26.63.10.00.00	Gotova betonska smjesa (svježi beton)	0+1	kg	1.205.353.870	1.116.694.169	57.351
		0	kg	1.203.031.870	1.114.372.169	57.229
		1	kg	2.322.000	2.322.000	122
<b>26.64</b>	<b>Proizvodnja maltera</b>					
26.64.10.00.01	Fasadni malter, osim vatrostalnog, obični	0	kg	13.652.810	13.668.443	5.271
26.64.10.00.02	Cementni malter, osim vatrostalnog	0	kg	39.746.337	39.953.503	7.377
26.64.10.00.03	Malteri i betoni, osim vatrostalnih, d.n.	0	kg	4.227.201	4.142.664	1.310
<b>26.66</b>	<b>Proizvodnja ostalih proizvoda od betona, cementa, gipsa i vještačkog kamena</b>					
26.66.11.00.00	Proizvodi od gipsa ili od smjesa na bazi gipsa, d.n.	0	kg	492.082	492.082	1.647
26.66.12.00.00	Proizvodi od cementa, betona ili umjetnog kamena za negrađevinske svrhe (uklj. vaze, saksije za cvijeće, arhitektonske ili vrtne ukrase, kipove i druge ukrase)	0	kg	2.898.853	3.282.221	585
<b>26.7</b>	<b>Sječenje, oblikovanje i obrada ukrasnog kamena i kamena za građevinarstvo</b>					
<b>26.70</b>	<b>Sječenje, oblikovanje i obrada ukrasnog kamena i kamena za građevinarstvo</b>					
26.70.11.00.00	Obradeni kamen za spomenike i građevine i njihovi proizvodi, travertin i alabaster (isklj. pločice, kocke i sl. proizvode najveće površine < 7 cm <sup>2</sup> , rubni kamen i kamen za popločavanje)	0+1	kg	10.987.921	11.080.217	12.688
		0	kg	10.460.421	10.552.717	12.063
		1	kg	527.500	527.500	625
26.70.12.60.00	Obradeni granit za spomenike ili građevinarstvo i proizvodi od njih (isklj. pločice, kocke i slične proizvode, najveće površine < 7 cm <sup>2</sup> , rubne kamene, za popločavanje)	0	kg	5.564.412	5.215.309	8.954
26.70.12.80.00	Obradeni kamen za spomenike ili građevine i proizvodi od njih (isklj. krečnjački kamen, granit ili škriljevac; pločice, kocke i slične proizvode, najveće površine < 7 cm <sup>2</sup> )	0	kg	6.675.503	6.177.278	3.350
<b>26.8</b>	<b>Proizvodnja ostalih proizvoda od nemetalnih minerala</b>					
<b>26.81</b>	<b>Proizvodnja brusnih proizvoda</b>					
26.81.11.80.00	Kamenje za poliranje; brušenje; masni škriljevac; brusovi i slično za ručno oštrenje; brušenje; ribanje ili poliranje	0	kg	3.852	4.822	12
<b>26.82</b>	<b>Proizvodnja ostalih proizvoda od nemetalnih minerala, d.n.</b>					
26.82.12.59.02	Bitumenske trake s uloškom od staklenoga voala, u rolama	0	m <sup>2</sup>	1.366.410	1.399.480	1.801

*Vrsta proizvodnje:* 0 - Redovna proizvodnja, 1 - Proizvodnja na osnovu ugovora

*Vrijednost prodaje:* \* - Nije dostignuta jedinica mjere

**INDUSTRIJSKA PROIZVODNJA U 2008 GODINI – PRETHODNI PRODCOM REZULTATI**

Šifra	Naziv proizvoda i djelatnost	Vrsta proizvodnje	Mjerna jedinica	Proizvedena količina	Prodana količina	Vrijednost prodaje (u .000 KM)
26.82.13.00.01	Vruća asfaltna masa	0	kg	828.916.612	644.748.942	63.410
26.82.13.00.02	Katranske i druge bitumenske mase	0	kg	399.249	409.101	424
<b>DJ PROIZVODNJA BAZNIH METALA I METALNIH PROIZVODA</b>						
<b>27</b>	<b>Proizvodnja baznih metala</b>					
<b>27.1</b>	<b>Proizvodnja sirovog željeza i čelika i ferolegura</b>					
<b>27.10</b>	<b>Proizvodnja sirovog željeza i čelika i ferolegura</b>					
27.10.13.20.00	Otpaci od željeza	0	kg	1.567.826	1.567.826	1.165
27.10.20.90.00	Ostale ferolegure, d.n.	0	kg	14.216.000	13.432.000	50.613
27.10.31.22.00	Ostali ingoti, primarni oblici i dugi poluproizvodi uključujući blankove (od nelegiranog čelika)	0	kg	587.878.440	0	0
27.10.43.30.00	Kovane šipke (od nehrđajućeg čelika)	0	kg	5.705.925	6.085.701	23.801
27.10.60.30.00	Toplovaljani plosnati proizvodi u namotima (uskih ili uzdužno rasječenih traka) širine manje od 600 mm (od čelika koji nije nehrđajući ili brzorezni)	0	kg	324.164.000	268.997.000	310.114
27.10.72.30.00	Elektrolitički prevučeni limovi i trake širine 600 mm ili veće	0	kg	885.200	890.200	2.428
27.10.83.10.00	Toplovaljane šipke za armiranje betona	0	kg	225.213.000	223.970.000	260.329
27.10.83.50.00	Toplovaljani i toplokovani laki profili, sekcije i ugaoni elementi visine manje od 80 mm	0+1	kg	14.827.606	14.372.810	18.157
		0	kg	6.420.896	5.966.100	15.213
		1	kg	8.406.710	8.406.710	2.944
<b>27.2</b>	<b>Proizvodnja cijevi</b>					
<b>27.22</b>	<b>Proizvodnja cijevi od čelika</b>					
27.22.10.70.00	Zavarene cijevi, kružno-poprečnog presjeka od nehrđajućeg čelika i vanjskog promjera ≤ 406,4 mm	0	kg	402.065	409.689	3.854
27.22.10.81.00	Cijevi preciznih dimenzija kružno-poprečnog presjeka od nelegiranog čelika, hladno oblikovane i zavarene ili hladno oblikovane ili hladno valjane nakon zavarivanja, vanjskog promjera ≤ 406,4 mm, debljine zida ≤ 2 mm	0	kg	16.626.440	13.776.871	18.130
27.22.10.86.00	Cijevi preciznih dimenzija kružno-poprečnog presjeka od nelegiranog čelika, hladno oblikovane i zavarene ili hladno oblikovane ili hladno valjane nakon zavarivanja, vanjskog promjera ≤ 406,4 mm, debljine zida > 2 mm	0	kg	32.595.398	29.363.474	38.098
27.22.10.92.00	Cijevi kružno-poprečnog presjeka, od čelika (isklj. nehrđajući), hladno ili toplo oblikovane i zavarene, zakovane ili na sličan način zatvorene, vanjskog prečnika ≤ 406,4 mm	0	kg	21.191.479	19.705.167	24.795
27.22.10.94.00	Cijevi kvadratnog ili pravougaonog poprečnog presjeka, od čelika, hladno ili toplo oblikovane i zavarene, debljine zida ≤ 2 mm	0	kg	21.241.641	20.161.066	26.370

*Vrsta proizvodnje: 0 - Redovna proizvodnja, 1 - Proizvodnja na osnovu ugovora*

*Vrijednost prodaje: \* - Nije dostignuta jedinica mjere*

**INDUSTRIJSKA PROIZVODNJA U 2008 GODINI – PRETHODNI PRODCOM REZULTATI**

Šifra	Naziv proizvoda i djelatnost	Vrsta proizvodnje	Mjerna jedinica	Proizvedena količina	Prodana količina	Vrijednost prodaje (u .000 KM)
27.22.10.96.00	Cijevi kvadratnog ili pravougaonog poprečnog presjeka, od čelika, hladno ili toplo oblikovane i zavarene, debljine zida >2 mm	0	kg	21.560.693	17.886.252	22.865
27.22.20.10.00	Prirubnice od čelika (isklj. lijevane prirubnice)	0	kg	108	108	*
<b>27.3</b>	<b>Ostala primarna prerada željeza i čelika</b>					
<b>27.31</b>	<b>Hladno vučenje</b>					
27.31.30.30.00	Hladnooblikovane ili hladnodovršene (hladnim vučenjem), šipke, ugaonici, profili i sekcije od nehrđajućeg čelika (uklj. obojene, obložene, presvučene ili dalje obrađene)	0	kg	565.568	547.708	2.310
<b>27.32</b>	<b>Hladno valjanje uzanih traka</b>					
<b>27.33</b>	<b>Hladno oblikovanje profila</b>					
27.33.11.30.00	Hladnooblikovani profili, dobijeni od plosnatih proizvoda, od nelegiranog čelika, neprevučeni	0	kg	55.000	55.000	169
<b>27.34</b>	<b>Vučenje žice</b>					
27.34.11.30.00	Žica od željeza ili nelegiranog čelika koja sadrži < 0,25% ugljika, uklj. rebrastu žicu, isklj. upletenu žicu, bodljikavu žicu za ograde, izoliranu električnu žicu	0	kg	9.572.959	9.336.585	12.379
27.34.11.50.00	Žica od željeza ili nelegiranog čelika koja sadrži 0,25-0,6% ugljika, uklj. rebrastu žicu, isklj. upletenu žicu, bodljikavu žicu za ograde, dupleks žicu i izoliranu električnu žicu	0	kg	3.378.117	3.282.967	6.516
27.34.11.70.00	Žica od željeza ili nelegiranog čelika koja sadrži ≥ 0,6% ugljika uklj. rebrastu žicu isklj. upletenu žicu, bodljikavu žicu za ograde, dupleks žicu i izoliranu električnu žicu	0	kg	2.046.299	2.105.008	4.176
27.34.12.50.00	Žica od legiranog čelika (isklj. upletenu žicu, bodljikavu žicu za ograde, izoliranu električnu žicu, od nehrđajućeg čelika)	0	kg	2.272.698	2.236.698	272
<b>27.4</b>	<b>Proizvodnja baznih plemenitih i obojenih metala</b>					
<b>27.42</b>	<b>Proizvodnja aluminija</b>					
27.42.11.30.00	Aluminij, sirov, nelegiran (isklj. prah i ljuskice)	0	kg	58.274.000	56.336.000	216.406
27.42.11.53.00	Aluminij, sirov, legiran u primarnom obliku (isklj. prah i ljuskice)	0	kg	97.635.000	98.776.000	377.562
27.42.12.00.00	Aluminijev oksid (uklj. glinicu), osim umjetnog korunda	1	kg	294.455.000	294.455.000	104.754
27.42.22.50.00	Šipke, profili i šuplji profili od legiranog aluminijuma (isključujući šipke i profile pripremljene za upotrebu u konstrukcijama)	0	kg	8.802.053	8.449.039	70.248
<b>27.43</b>	<b>Proizvodnja olova, cinka i kalaja</b>					
27.43.11.30.00	Olovo, sirovo, rafinirano (isklj. prah i ljuskice)	0	kg	250	250	1
27.43.11.50.00	Olovo, sirovo s antimonom (isklj. prah i ljuskice)	0	kg	45.674	45.674	260
27.43.21.00.00	Žica, šipke i profili od olova (isklj. prevučene šipke, šipke namijenjene za daljnju obradu vučenjem, valjanjem ili pretapanjem u gotove proizvode, izoliranu električnu žicu)	0	kg	4.114	4.114	23

*Vrsta proizvodnje:* 0 - Redovna proizvodnja, 1 - Proizvodnja na osnovu ugovora

*Vrijednost prodaje:* \* - Nije dostignuta jedinica mjere

**INDUSTRIJSKA PROIZVODNJA U 2008 GODINI – PRETHODNI PRODCOM REZULTATI**

Šifra	Naziv proizvoda i djelatnost	Vrsta proizvodnje	Mjerna jedinica	Proizvedena količina	Prodana količina	Vrijednost prodaje (u .000 KM)
27.43.22.00.00	Ploče, limovi, trake i folije od olova, prah i ljuskice od olova (isklj. prah i ljuskice koje se koriste za izradu boja i slično, izolirane električne trake)	0	kg	16.698	16.530	103
27.43.23.00.00	Cijevi i pribor za cijevi od olova (spojnice, koljena i slično)	0	kg	8.371	8.371	60
27.43.25.50.00	Ploče, limovi, trake i folije od cinka (isklj. folije debljine <0,15 mm, ploče/folije za štampanje, limovi i trake debljine >0,15mm, pripremljene ploče za štampanje, izolirane električne trake)	0	kg	2.334	2.334	8
27.43.27.00.00	Žica, šipke i profili od kalaja	0	kg	6.916	6.352	145
<b>27.44</b>	<b>Proizvodnja bakra</b>					
27.44.22.00.01	Vučene i presane šipke i profili od bakra	0	kg	831	831	13
27.44.22.00.02	Vučene i presane šipke i profili od bronze i drugih legura bakra	0+1	kg	41.599	41.599	819
		0	kg	41.325	41.325	817
		1	kg	274	274	1
27.44.23.50.00	Žica od rafiniranog bakra poprečnog presjeka > 0,5 mm, < 6 mm (isklj. užad ili konope pojačane žicom, upletenu žicu i kablove)	0	kg	4.295	3.945	58
<b>27.5</b>	<b>Livenje metala</b>					
<b>27.51</b>	<b>Livenje željeza</b>					
27.51.12.90.00	Nodularni liv za dijelove lokomotiva, vagona, osim za drumska vozila, kućišta kugličnih ležaja, obične osovine, klipne motore, spojke, zupčanike, koturače, mašine	0	kg	1.113.000	980.000	2.428
27.51.13.90.00	Sivi liv za dijelove lokomotiva, vagona, osim za drumska vozila, kućišta kugličnih ležaja, obične osovine, klipne motore, spojke, zupčanike, koturače, mašine	0	kg	3.207.422	2.649.443	9.448
<b>27.52</b>	<b>Livenje čelika</b>					
27.52.10.30.00	Čelični liv za dijelove kućišta kugličnih ležaja i običnih osovin (isklj. kućišta s ugrađenim kugličnim ili valjkastim ležajima)	0	kg	1.009.000	1.010.000	5.648
27.52.10.90.00	Čelični liv za dijelove šinskih vozila, osim za drumska vozila, kućišta kugličnih ležaja, obične osovine, klipne motore, prijenosne osovine, koturače, spojke	0	kg	4.535.810	4.205.826	21.033
<b>27.53</b>	<b>Livenje lakih metala</b>					
27.53.10.10.00	Dijelovi drumskih vozila isklj. šinska vozila te vozila za upotrebu u građevinarstvu, od liva lakih metala	0	kg	4.955.000	4.881.000	25.873
27.53.10.50.00	Liv od lakih metala za mašinsku i mehaničku primjenu osim za klipne motore, mlazne motore, plinske turbine, opreme za dizanje i prenos tereta, te mašina i vozila za upotrebu u građevinarstvu	0	kg	68.905	68.905	387
<b>27.54</b>	<b>Livenje ostalih obojenih metala</b>					
27.54.10.90.00	Dijelovi za ostale primjene	0	kg	607.718	605.437	2.434

*Vrsta proizvodnje: 0 - Redovna proizvodnja, 1 - Proizvodnja na osnovu ugovora*

*Vrijednost prodaje: \* - Nije dostignuta jedinica mjere*

**INDUSTRIJSKA PROIZVODNJA U 2008 GODINI – PRETHODNI PRODCOM REZULTATI**

Šifra	Naziv proizvoda i djelatnost	Vrsta proizvodnje	Mjerna jedinica	Proizvedena količina	Prodana količina	Vrijednost prodaje (u .000 KM)
<b>28</b>	<b>Proizvodnja metalnih proizvoda, osim mašina i opreme</b>					
<b>28.1</b>	<b>Proizvodnja proizvoda za metalne konstrukcije</b>					
<b>28.11</b>	<b>Proizvodnja metalnih konstrukcija i dijelova konstrukcija</b>					
28.11.10.30.01	Montažne hale i hangari (uključujući i cijevne hale), od željeza i čelika	0+1	kg	5.127.573	5.115.573	18.311
		0	kg	4.295.889	4.283.889	16.459
		1	kg	831.684	831.684	1.852
28.11.10.30.03	Montažni kontejneri za stanovanje i metalne kuće, od željeza i čelika	0	kg	4.105.900	4.105.900	17.023
28.11.10.30.04	Montažne zgrade, od željeza i čelika, ostale	0	kg	2.591.265	2.591.265	4.874
28.11.10.50.00	Montažne zgrade od aluminijuma	0	kg	24.096	24.096	154
28.11.21.00.00	Mostovi i mosni dijelovi (kosturi), od željeza i čelika	0	kg	892.241	892.241	3.747
28.11.22.00.02	Tornjevi i rešetkasti stubovi od željeza i čelika, za visoki napon	0	kg	17.933.261	17.724.261	17.356
28.11.22.00.03	Tornjevi i rešetkasti stubovi od željeza i čelika, za rasvjetu	0	kg	2.799.709	2.473.709	5.286
28.11.22.00.04	Tornjevi i rešetkasti stubovi od željeza i čelika, ostali	0+1	kg	2.043.242	2.044.092	4.138
		0	kg	1.991.485	1.992.335	4.095
		1	kg	51.757	51.757	43
28.11.23.10.01	Fasadne skele od željeza i čelika	0	kg	2.113.545	2.026.093	4.331
28.11.23.10.02	Ostali potpornji za nosive zidove, od željeza i čelika	0	kg	24.903.648	25.136.770	35.076
28.11.23.10.03	Potpornji za galerije (osim lukova), od željeza ili čelika	0+1	kg	20.330	20.330	215
		0	kg	20.240	20.240	214
		1	kg	90	90	1
28.11.23.10.04	Jamska podupirala, od željeza ili čelika	0	kg	695.058	695.058	1.285
28.11.23.10.05	Ostali potpornji, d.n., od željeza ili čelika	0	kg	10.939	11.828	83
28.11.23.40.00	Elementi konstrukcija isključivo ili pretežno od željeza ili čelika, koji se sastoje od dva profilirana (rebrasta) lima i izolacionog sloja između njih (isklj. montažne konstrukcije)	0+1	kg	3.655.194	3.655.194	9.741
		0	kg	2.345.968	2.345.968	7.747
		1	kg	1.309.226	1.309.226	1.994
28.11.23.50.01	Čelični krovovi, pretežno od metalnih limova	0	kg	1.649.909	1.664.909	5.455
28.11.23.50.02	Limene cijevi i dimnjaci, pretežno od metalnih limova	0	kg	994.869	994.869	3.550
28.11.23.50.03	Ostali elementi konstrukcija, pretežno od metalnih limova, d.n.	0+1	kg	12.175.200	12.092.382	14.993
		0	kg	4.913.324	4.860.794	12.149
		1	kg	7.261.876	7.231.588	2.844
28.11.23.60.01	Silos i bunker, od željeza i čelika	0	kg	372.170	372.170	1.309

*Vrsta proizvodnje: 0 - Redovna proizvodnja, 1 - Proizvodnja na osnovu ugovora*

*Vrijednost prodaje: \* - Nije dostignuta jedinica mjere*

**INDUSTRIJSKA PROIZVODNJA U 2008 GODINI – PRETHODNI PRODCOM REZULTATI**

Šifra	Naziv proizvoda i djelatnost	Vrsta proizvodnje	Mjerna jedinica	Proizvedena količina	Prodana količina	Vrijednost prodaje (u .000 KM)
28.11.23.60.02	Ostale konstrukcije od željeza i čelika, d.n.	0+1	kg	12.266.817	12.131.735	39.591
		0	kg	10.891.201	10.728.959	36.144
		1	kg	1.375.616	1.402.776	3.448
28.11.23.70.00	Aluminijumske konstrukcije i njihovi dijelovi, d.n.	0	kg	12.488.556	11.905.028	67.451
28.11.91.00.00	Instalacijski radovi na licu mjesta (montaža) vlastito proizvedenih metalnih konstrukcija	0+1	ef. sati	2.503.651	2.450.218	30.801
		0	ef. sati	1.843.360	1.843.360	25.420
		1	ef. sati	660.291	606.858	5.381
<b>28.12</b>	<b>Proizvodnja metalne građevinske stolarije i spojnih elemenata</b>					
28.12.10.30.01	Vrata, njihovi pragovi, okviri i kapci, od željeza ili čelika	0+1	kom	4.981	4.981	5.431
		0	kom	3.533	3.533	4.433
		1	kom	1.448	1.448	998
28.12.10.30.03	Ostali prozori, od željeza ili čelika	0	kom	457	457	233
28.12.10.30.04	Prozori, ostakljeni, od željeza ili čelika	0	kom	1.816	1.816	716
28.12.10.50.01	Vrata, njihovi pragovi, okviri i kapci, od aluminijuma	0	kom	24.064	24.064	18.312
28.12.10.50.02	Prozori, od aluminijuma	0	kom	10.052	10.052	4.531
28.12.10.50.03	Prozori, ostakljeni, od aluminijuma	0	kom	17.353	17.353	11.412
<b>28.2</b>	<b>Proizvodnja cisterni, rezervoara i posuda od metala; proizvodnja kotlova i radijatora za centralno grijanje</b>					
<b>28.21</b>	<b>Proizvodnja cisterni, rezervoara i posuda od metala</b>					
28.21.11.10.00	Željezni ili čelični rezervoari, cisterne, bačve i slični spremnici za plinove (osim stlačenih ili ukapljenih plinova) kapaciteta > 300 litara, koji nisu opremljeni mehaničkim ili toplinskim uređajima	0	kg	510.568	510.568	1.485
28.21.11.20.00	Željezni ili čelični rezervoari, cisterne, bačve i slični spremnici, iznutra obloženi ili toplinski izolirani, za tekuće materijale, kapaciteta > 300 litara (isklj. one koji su opremljeni mehaničkim ili toplinskim uređajima)	0	kg	3.553.571	3.220.600	6.001
28.21.11.30.00	Željezni ili čelični rezervoari, cisterne, bačve i slični spremnici za tekućine, kapaciteta > 300 litara (isklj. one koji su opremljeni mehaničkim ili toplinskim uređajima i iznutra obloženi ili toplinski izolirani)	0	kg	144.260	144.260	705
28.21.12.30.00	Željezni ili čelični spremnici za komprimirane ili ukapljene plinove (osim za paru)	0	kg	210.003	174.029	691
28.21.92.00.00	Usluge popravaka i održavanja cisterni, rezervoara i sličnih spremnika od metala	0	ef. sati	132.540	132.540	1.101
<b>28.22</b>	<b>Proizvodnja kotlova i radijatora za centralno grijanje</b>					
28.22.11.50.02	Radijatori za centralno grijanje toplom vodom, od ostalih metala	0	kg	8.950	8.950	130
28.22.11.50.03	Dijelovi radijatora za centralno grijanje toplom vodom	0	kg	20.370	20.370	71

*Vrsta proizvodnje: 0 - Redovna proizvodnja, 1 - Proizvodnja na osnovu ugovora*

*Vrijednost prodaje: \* - Nije dostignuta jedinica mjere*



**INDUSTRIJSKA PROIZVODNJA U 2008 GODINI – PRETHODNI PRODCOM REZULTATI**

Šifra	Naziv proizvoda i djelatnost	Vrsta proizvodnje	Mjerna jedinica	Proizvedena količina	Prodana količina	Vrijednost prodaje (u .000 KM)
28.22.12.00.03	Bojleri za centralno grijanje na čvrsta i ostala goriva	0	kom	3.383	5.064	11.525
28.22.92.00.00	Usluge popravaka i održavanja radijatora i kotlova za centralno grijanje, domaće ili strane proizvodnje	0+1	ef. sati	120.082	120.082	751
		0	ef. sati	21.445	21.445	258
		1	ef. sati	98.637	98.637	493
<b>28.3</b>	<b>Proizvodnja parnih kotlova, osim kotlova za centralno grijanje</b>					
<b>28.30</b>	<b>Proizvodnja parnih kotlova, osim kotlova za centralno grijanje</b>					
28.30.12.30.00	Pomoćni uređaji za kotlove (iz šifara 28.30.11 i 28.22.12)	0	kg	3.614	3.614	25
28.30.13.50.00	Dijelovi pomoćnih uređaja za kotlove iz šifre 28.30.12.30 tj.iz stavaka HS 8404.10 i 8404.20	0	kg	3.085	3.085	35
28.30.91.00.00	Usluge instaliranja parnih kotlova, (isklj. kotlove za centralno grijanje toplom vodom) i sistema metalnih cijevovoda u industrijskim postrojenjima	0	ef. sati	65.243	65.243	703
<b>28.4</b>	<b>Kovanje, presovanje, štancanje i valjanje metala; metalurgija praha</b>					
<b>28.40</b>	<b>Kovanje, presovanje, štancanje i valjanje metala; metalurgija praha</b>					
28.40.11.51.00	Dijelovi drumskih vozila iz stavaka HS 87, od čelika, hladnovučeni	0	kg	10.850	10.850	66
28.40.11.54.00	Dijelovi ostalih proizvoda mašingradnje, od čelika, hladnovučeni, osim za klipne motore	0	kg	130.900	152.162	533
28.40.11.57.00	Proizvodi od željeza i čelika (sklj. lijevane), iz stavka HS 7326; dijelovi vozila i aparata šinske opreme, cestovnih vozila te aviona iz HS 86, 87, 88, hladnovučeni od čelika	0	kg	122.387	109.321	773
28.40.12.10.00	Dijelovi drumskih vozila, od čelika, kovani (i precizno kovani) u kalupu, osim šinskih vozila	0	kg	104.921	93.921	271
28.40.12.30.00	Ostali dijelovi klipnih motora i mehaničkih pogona tj. prenosnih osovina, ležaja, mjenjača i sl. iz HS 8483, od čelika, kovani u kalupu	0+1	kg	1.353.835	1.325.335	6.539
		0	kg	1.029.347	1.010.847	4.508
		1	kg	324.488	314.488	2.031
28.40.12.50.00	Dijelovi za dizalice, kranove, vitla, koloture, vilicare, ostala vozila opremljena mehanizmima za dizanje i prenošenje, liftove, pomične stepenice, konvejjere i slično, od čelika, kovani u kalupu	0	kg	108.100	108.100	605
28.40.13.50.00	Stolni, kuhinjski ili predmeti za domaćinstvo, proizvodi od željeza i čelika (sklj. lijevane), iz stavaka HS 7323, 7326; dijelovi namještaja iz stavka HS 9403, dijelovi cestovnih vozila i šinske opreme iz stavaka HS 86, dijelovi optičkih, fotografskih, mj	0	kg	870.827	806.449	4.004
28.40.13.70.00	Kućanski artikli, dijelovi mehaničkih pogona, aparata, namještaja i vozila iz stavaka HS 84, 85, 86, 88, 94 (od lima obojanih metala)	0	kg	6.524.000	6.524.000	16.962
<b>28.5</b>	<b>Površinska obrada i prevlačenje metala; osnovni mašinski radovi</b>					

*Vrsta proizvodnje:* 0 - Redovna proizvodnja, 1 - Proizvodnja na osnovu ugovora

*Vrijednost prodaje:* \* - Nije dostignuta jedinica mjere



**INDUSTRIJSKA PROIZVODNJA U 2008 GODINI – PRETHODNI PRODCOM REZULTATI**

Šifra	Naziv proizvoda i djelatnost	Vrsta proizvodnje	Mjerna jedinica	Proizvedena količina	Prodana količina	Vrijednost prodaje (u .000 KM)
<b>28.51</b>	<b>Površinska obrada i prevlačenje metala</b>					
28.51.11.70.00	Prevlačenje cinkom elektrolizom	0	ef. sati	136.000	136.000	7.153
28.51.11.90.00	Prevlačenje ostalim metalima (niklom, bakrom, hromom, plemenitim metalima), elektrolizom i hemijskom obradom	0+1	ef. sati	35.606	35.606	998
		0	ef. sati	34.560	34.560	989
		1	ef. sati	1.046	1.046	8
28.51.12.30.00	Prevlačenje metala plastificiranjem (uklj. prevlačenje prahom)	0+1	ef. sati	9.089	9.089	113
		0	ef. sati	235	235	28
		1	ef. sati	8.854	8.854	86
28.51.21.00.00	Termička obrada metala (isklj. prevlačenje metalom i plastificiranje)	0	ef. sati	36.000	36.000	360
28.51.22.90.00	Ostala površinska obrada metala	0+1	ef. sati	396.544	396.544	5.355
		0	ef. sati	304.169	304.169	3.660
		1	ef. sati	92.375	92.375	1.695
<b>28.52</b>	<b>Osnovni mašinski radovi</b>					
28.52.10.03.00	Tokarenje metalnih dijelova za mašinsku i mehaničku primjenu	0+1	ef. sati	170.306	170.306	3.516
		0	ef. sati	112.481	112.481	2.733
		1	ef. sati	57.825	57.825	784
28.52.10.05.00	Tokarenje metalnih dijelova za drumska vozila (isklj. dijelove za šinska vozila koji su dobiveni lijevanjem, kovanjem, prešanjem, tiskanjem, valjanjem ili u metalurgiji praha)	0	ef. sati	275.717	275.717	9.730
28.52.10.07.00	Tokarenje metalnih dijelova za avione, svemirske letjelice i satelite	0	ef. sati	237.179	237.179	9.507
28.52.10.09.00	Tokarenje metalnih dijelova za električne mašine i opremu, TV i radioaparate, videoaparate	0	ef. sati	1.707	1.707	119
28.52.10.13.00	Tokarenje metalnih dijelova za proizvode od željeza i čelika, bakra i aluminijske (isklj. lijevane) iz stavaka HS 7326, 7419, 7616; tokarenje metalnih dijelova za vozila i aparate šinske opreme iz stavaka HS 86	0+1	ef. sati	57.848	57.848	708
		0	ef. sati	49.160	49.160	595
		1	ef. sati	8.688	8.688	113
28.52.20.00.00	Ostale opće usluge mehaničkog inženjeringa (isklj. tokarenje metalnih dijelova)	0	ef. sati	18.789	18.789	490
<b>28.6</b>	<b>Proizvodnja sječiva, alata i metalne robe opće namjene</b>					
<b>28.61</b>	<b>Proizvodnja sječiva</b>					
28.61.14.40.00	Pribor za jelo i ostali stolni pribor (osim stolnih noževa, uklj. noževe za ribu i maslac) od nehrđajućeg čelika ili ostalih baznih metala	0	kom	61.866	61.866	19
<b>28.62</b>	<b>Proizvodnja alata</b>					
28.62.10.10.00	Ašovi i lopate	0	kg	116.000	116.000	552

Vrsta proizvodnje: 0 - Redovna proizvodnja, 1 - Proizvodnja na osnovu ugovora

Vrijednost prodaje: \* - Nije dostignuta jedinica mjere

**INDUSTRIJSKA PROIZVODNJA U 2008 GODINI – PRETHODNI PRODCOM REZULTATI**

Šifra	Naziv proizvoda i djelatnost	Vrsta proizvodnje	Mjerna jedinica	Proizvedena količina	Prodana količina	Vrijednost prodaje (u .000 KM)
28.62.10.20.00	Vile za upotrebu u poljoprivredi, vrtlarstvu i šumarstvu	0	kg	54.550	54.550	240
28.62.10.30.01	Krampovi i pijuci	0	kg	101.800	101.800	640
28.62.10.30.02	Motike	0	kg	45.450	45.450	200
28.62.10.30.03	Grablje	0	kg	36.300	36.300	160
28.62.10.40.00	Sjekire, bradve i slični alat za sječenje i cijepanje (isklj. sjekire za led)	0	kg	108.900	108.900	544
28.62.10.70.00	Kose, srpovi i ostali ručni alat za poljoprivredu, vrtlarstvo i šumarstvo (isklj. noževe na sklapanje)	0	kg	27.200	27.200	120
28.62.30.55.00	Čekići, maljevi, ručni, sa metalnim radnim dijelom	0	kg	11.000	11.000	66
28.62.30.65.00	Ručni alat za domaćinstvo	0	kg	7.300	7.300	31
28.62.30.73.00	Ostali alati za zidare, kalupare, ljevacce, cementere, štukatere, licioce	0	kg	8.000	8.000	16
28.62.30.77.00	Ostali ručni alati d.n. (uklj. alate s patronom za zakivanje, spajanje, te alati za žbukanje i bojanje zidova)	0	kg	61.000	61.000	800
28.62.30.85.00	Škripovi, stege i ostale stezne naprave	0	kg	12.600	12.600	54
28.62.40.14.00	Alati za izradu unutrašnjih navoja na metalu	0	kg	96.818	96.619	6.696
28.62.40.16.00	Alati za izradu vanjskih navoja na metalu	0	kg	52.841	55.599	1.063
28.62.40.27.00	Bušilice, s radnim dijelom od sinteriranih metalnih karbida, za bušenje metala (isklj. neugrađene pločice, štapiće, vrhove i sl. elemente za alate, od sinteriranih metalnih karbida)	0	kg	4.772	12.336	864
28.62.40.45.00	Alati za provrtanje ili probijanje, (isklj.držače za mašine i ručne alate, s radnim dijelom od dijamanata ili aglomeriranih dijamanata, alate za obradu metala, alate za bušenje zemlje)	0	kg	1.972	1.772	62
28.62.40.48.00	Alati za razvrtanje metala, s radnim dijelom od materijala koji nisu dijamaniti ili aglomerirani dijamaniti	0	kg	243.227	315.524	13.200
28.62.40.69.00	Glodala, za obradu ostalih materijala osim metala	0+1	kg	249.480	249.480	850
		0	kg	1.980	1.980	469
		1	kg	247.500	247.500	381
28.62.40.71.00	Alati za tokarenje metala, s radnim dijelom od sinteriranih metalnih karbida (isklj. neugrađene pločice, štapiće i sl., od sinteriranih metalnih karbida, za alate)	0	kg	34.189	39.726	530
28.62.40.89.00	Kompleti koji se sastoje od dva ili više ručnih alata iz stavka HS 8205: čekići, odvijači, lampe za lemljenje, stege	0	kg	102.236	118.168	3.364
28.62.50.33.00	Alati za presovanje, kovanje i probijanje metala (isklj. alate s drškom i ručne alate)	0	kg	61.000	61.000	1.811
<b>28.63</b>	<b>Proizvodnja brava i okova</b>					
28.63.11.50.00	Brave, za motorna vozila, od baznih metala	0	kg	556	516	16
28.63.13.30.00	Kopče i okviri s kopčama, za brave od baznih metala (isklj. zatvarače i kopče za ručne torbe, torbe za spine i poslovne kase)	0	kg	905	905	90

*Vrsta proizvodnje:* 0 - Redovna proizvodnja, 1 - Proizvodnja na osnovu ugovora

*Vrijednost prodaje:* \* - Nije dostignuta jedinica mjere

**INDUSTRIJSKA PROIZVODNJA U 2008 GODINI – PRETHODNI PRODCOM REZULTATI**

Šifra	Naziv proizvoda i djelatnost	Vrsta proizvodnje	Mjerna jedinica	Proizvedena količina	Prodana količina	Vrijednost prodaje (u .000 KM)
28.63.14.40.00	Okovi, pribor i slični odgovarajući proizvodi za građevinarstvo, od baznih metala (isklj. šarke, točkice, brave i ključeve, ugrađene špijunke opremljene optičkim elementima i zasunima koji se otvaraju ključem).	0	kg	133.550	133.550	246
28.63.14.50.00	Okovi, pribor, i slični odgovarajući proizvodi za namještaj, od baznih metala (isklj. šarke, točkice, brave i ključeve).	0	kg	1.392.100	1.379.198	3.964
28.63.14.60.00	Okovi, pribor itd. za vrata, stubišta, od baznih metala	0	kg	76.588	76.589	543
<b>28.7</b>	<b>Proizvodnja ostalih metalnih proizvoda</b>					
<b>28.73</b>	<b>Proizvodnja žičanih proizvoda</b>					
28.73.11.30.00	Željezne i čelične upletene žice, užad i kablovi (uklj. upletenu žicu i kabal ili užad električno neizolirane, sa priborom ili bez njega) (isklj. električno izolirane)	0	kg	702.549	702.549	3.715
28.73.12.30.00	Bodljikava žica i zapletena bodljikava žica, od čelika ili čelične žice	0	kg	18.635	18.780	52
28.73.13.20.00	Zavarene rešetke, armaturne mreže i ograde, napravljene od žice promjera $\geq 3$ mm, s oknima $\geq 100$ cm <sup>2</sup> (uklj. s poledinom od papira, kakve se koriste s cementom i malterom), od željeza i čelika	0+1	kg	95.973.193	98.403.358	116.468
		0	kg	92.664.136	94.941.561	116.168
		1	kg	3.309.057	3.461.797	300
28.73.13.30.00	Zavarene rešetke, armaturne mreže i ograde, napravljene od žice promjera $< 3$ mm (uklj. s poledinom od papira, kakve se koriste s cementom i malterom)	0	kg	58.575.061	58.360.793	84.671
28.73.13.43.00	Tkane nezavarene žičane ograde, rešetke, mreže i ograde (isklj. presvučene plastikom)	0	kg	461.223	461.693	1.103
28.73.13.45.00	Tkane nezavarene žičane ograde, rešetke mreže i ograde, presvučene plastikom	0	kg	172.100	172.100	535
28.73.13.50.00	Vučeno željezo ili čelik	0	kg	698.273	698.273	547
28.73.14.10.00	Željezni i čelični čavlići za crtaću dasku (isklj. s bakrenom glavom ili bakrenim šiljkom)	0	kg	361.010	365.373	712
28.73.14.20.00	Željezni i čelični ekseri hladnopresovani od žice u trakama ili namotima (isklj. s glavom od bakra ili bakrene legure)	0	kg	264.000	297.000	489
28.73.14.50.00	Ostali ekseri ili čavlići hladnoprešani od željezne i čelične žice isklj. obložene ili premazane cinkom, otvrdnute, u trakama ili namotima	0	kg	202.275	201.275	376
28.73.14.60.00	Željezni i čelični ekseri, čavlići, valoviti ekseri ili pričvrsnice isklj. hladnoprešani od žice, s glavom od bakra ili bakrenih legura, pričvrsnice u trakama za upotrebu u kancelarijama, tapetarstvu ili pakovanju	0	kg	333.315	348.939	629
28.73.15.10.00	Prevučene elektrode, od baznih metala, za elektrolučno zavarivanje	0	kg	284.158	275.754	964

*Vrsta proizvodnje:* 0 - Redovna proizvodnja, 1 - Proizvodnja na osnovu ugovora

*Vrijednost prodaje:* \* - Nije dostignuta jedinica mjere

**INDUSTRIJSKA PROIZVODNJA U 2008 GODINI – PRETHODNI PRODCOM REZULTATI**

Šifra	Naziv proizvoda i djelatnost	Vrsta proizvodnje	Mjerna jedinica	Proizvedena količina	Prodana količina	Vrijednost prodaje (u .000 KM)
28.73.15.70.00	Žice i šipke od aglomeriranog praha baznih metala, korištene za raspršivanje (uklj. dijelove)	0	kg	13.893	13.893	18
<b>28.74</b>	<b>Proizvodnja veznih elemenata, vijčanih proizvoda, lanaca i opruga</b>					
28.74.11.13.00	Vijci izrađeni tokarenjem ..., s tijelom debljine ≤ 6 mm	0	kg	2.796.653	2.796.816	7.205
28.74.11.25.00	Ostali vijci i svornjaci s glavom	0	kg	0	19.606	63
28.74.11.85.00	Matice od nehrđajućeg čelika (isklj. matice izrađene tokarenjem od šipki, profila i žice, punog presjeka i promjera otvora ≤ 6 mm)	0	kg	4.471	4.471	9
28.74.11.90.00	Proizvodi bez navoja, od željeza i čelika	0	kg	1.481.880	1.481.827	6.555
28.74.12.30.00	Željezni i čelični podlošci (isklj. elastične i druge sigurnosne podloške)	0	kg	3.163.966	3.168.100	13.793
28.74.14.13.00	Željezne i čelične toplooblikovane lisnate opruge i listovi za njih	0	kg	15.800	15.800	155
28.74.14.33.00	Željezne i čelične hladnooblikovane spiralne tlačne opruge	0	kg	637.127	629.502	452
28.74.14.35.00	Željezne i čelične hladnooblikovane spiralne vlačne opruge	0	kg	441.629	433.829	335
28.74.14.55.00	Željezne i čelične disk opruge	0	kg	344.502	345.284	920
28.74.20.50.00	Željezni ili čelični lanci isklj. lance s karikama, klizne lance, okovane lance i zavarene lance - kružne lance ili ostale proizvode gdje lanci imaju pomoćnu ulogu, geodetske lance	0	kg	110.926	127.523	524
<b>28.75</b>	<b>Proizvodnja ostalih metalnih proizvoda, d.n.</b>					
28.75.11.27.00	Kade, od željeza ili čelika	0	kom	0	90	4
28.75.11.31.00	Sanitarni proizvodi i dijelovi sanitarnih proizvoda, od željeza i čelika	0	kg	7.910	8.118	20
28.75.12.43.00	Stolni predmeti, ..., od željeza i čelika, d.n.	1	kg	828.000	828.000	518
28.75.12.80.00	Željezna i čelična vuna, jastučići, rukavice i slični proizvodi za ribanje, poliranje i slične namjene	0	kg	12.184	12.304	156
28.75.23.50.00	Spajalice u traci, za upotrebu u kancelariji, tapetiranje i pakovanje, od baznih metala	0	kg	23.924	25.856	133
28.75.27.19.00	Lijevani proizvodi, od željeza i čelika, d.n.	0	kg	573.091	505.196	1.650
28.75.27.22.00	Kovani ili presovani proizvodi od željeza ili čelika, d.n.	0	kg	11.846	73.773	79
28.75.27.31.00	Željezne ili čelične ljestve i podnožnjaci (isklj. kovane ili otisnute)	0	kg	14.390	14.390	88
28.75.27.33.00	Željezne i čelične palete i slične podloge za slaganje robe radi prijevoza	0	kg	15.109	22.773	90
28.75.27.37.00	Željezni ili čelični nemehanički ventilatori, žljebovi, kuke i slični proizvodi za upotrebu u građevinskoj industriji (isklj. kovane ili otisnute)	0	kg	77.000	73.650	120
28.75.27.49.00	Ostali proizvodi, od željeza i čelika	0+1	kg	17.684.497	9.581.475	8.840
		0	kg	17.335.360	9.232.338	8.350
		1	kg	349.137	349.137	490

Vrsta proizvodnje: 0 - Redovna proizvodnja, 1 - Proizvodnja na osnovu ugovora

Vrijednost prodaje: \* - Nije dostignuta jedinica mjere

**INDUSTRIJSKA PROIZVODNJA U 2008 GODINI – PRETHODNI PRODCOM REZULTATI**

Šifra	Naziv proizvoda i djelatnost	Vrsta proizvodnje	Mjerna jedinica	Proizvedena količina	Prodana količina	Vrijednost prodaje (u .000 KM)
28.75.27.55.00	Proizvodi od aluminijuma kao što su; kontrolni priključci, žljebovi i žljebaste posude, merdevine i podnožnjaci, napršnjaci, venecijanske žaluzine, kutije za cigarete, kutije za puder i kozmetiku (isklj. od lijevanog aluminija)	0	kg	68.938	68.938	1.313
28.75.27.58.00	Proizvodi od bakra, d.n.	0	kg	163.987	163.987	2.214
28.75.27.69.00	Ostali proizvod od nikla, d.n.	0	kg	2.923	2.923	48
28.75.27.83.00	Željezne ili čelične savitljive cijevi (isklj. gumene cijevi za instalaciju koje sadrže ili je na njih pričvršćeno vanjsko metalno pojačanja, savitljive instalacijske cijevi, napravljene u formi dijelova za mašine ili vozila)	0	kg	20.185	20.185	59
28.75.27.87.00	Ploče sa oznakama, nazivima, adresama i slične ploče, brojevi, slova i drugi znakovi od baznih metala (isklj. osvijetljene)	0	kg	45.209	48.209	773
<b>DK</b>	<b>PROIZVODNJA MAŠINA I UREĐAJA, D.N.</b>					
<b>29</b>	<b>Proizvodnja mašina i uređaja, d.n.</b>					
<b>29.1</b>	<b>Proizvodnja mašina za proizvodnju i korištenje mehaničke energije, osim motora za avione i motorna vozila</b>					
<b>29.11</b>	<b>Proizvodnja motora i turbina, osim motora za avione i motorna vozila</b>					
29.11.92.00.00	Održavanje i popravci motora i turbina (isklj. motore za avione i motorna vozila)	0	ef. sati	208.862	208.862	2.519
<b>29.12</b>	<b>Proizvodnja pumpi i kompresora</b>					
29.12.21.70.00	Pumpe za gorivo, mazivo i rashladne medije, za motore s unutrašnjim sagorjevanjem	0	kom	419.239	396.174	14.603
29.12.36.30.00	Oscilirajući potisni kompresori, koji stvaraju pritisak ≤ 15 bara, kapaciteta ≤ 60 m <sup>3</sup> /sat	0	kom	128	173	653
29.12.36.70.00	Oscilirajući potisni kompresori, koji stvaraju pritisak >15 bara, kapaciteta ≤ 120 m <sup>3</sup> /sat	0	kom	10	16	522
29.12.41.30.00	Pneumatska oprema i njeni sastavni i rezervni dijelovi	0	kg	331.578	332.351	2.167
29.12.41.50.00	Hidraulička oprema, rezervni dijelovi i dijelovi sklopa	0	kg	26.642	26.642	691
29.12.42.00.00	Dijelovi crpki za tekućine i dijelovi podizača tekućina	0	kg	4.057	4.027	161
29.12.92.00.00	Održavanje i popravci crpki i kompresora	0	ef. sati	15.930	15.930	398
<b>29.14</b>	<b>Proizvodnja ležaja, prenosiča, pogonskih i pogonskih elemenata</b>					
29.14.23.30.00	Kućišta ležajeva s ugrađenim kugličnim ili valjkastim ležajevima	0	kg	55	55	1
29.14.24.40.00	Ostale mjenjačke kutije sa zupčanicima	0	kg	42.289	42.289	702
29.14.31.30.00	Kuglice, iglice i valjci za kuglične ili valjkaste ležajeve	0	kg	2.029.180	2.027.690	11.001
29.14.31.50.00	Dijelovi kugličnih ili valjkastih ležajeva (isklj. kuglice, igle i valjke)	1	kg	60.118	60.118	289

*Vrsta proizvodnje:* 0 - Redovna proizvodnja, 1 - Proizvodnja na osnovu ugovora

*Vrijednost prodaje:* \* - Nije dostignuta jedinica mjere

**INDUSTRIJSKA PROIZVODNJA U 2008 GODINI – PRETHODNI PRODCOM REZULTATI**

Šifra	Naziv proizvoda i djelatnost	Vrsta proizvodnje	Mjerna jedinica	Proizvedena količina	Prodana količina	Vrijednost prodaje (u .000 KM)
29.14.33.50.00	Dijelovi prijenosa, zubaca i radilica, kurble, otvorenih valjkasti ležajevi osovina, zupčanika, kuglično /valjkastih vijaka, mjenjačkih kutija, pretvarača snage, zamašnjaka, koloturnika, spojnice, osovinskih spojki, univerzalnih spojnika	0	kg	724.597	724.597	3.938
<b>29.2</b>	<b>Proizvodnja ostalih mašina opće namjene</b>					
<b>29.22</b>	<b>Proizvodnja uređaja za dizanje i prenošenje</b>					
29.22.11.50.00	Ručno upravljane dizalice s lancem (isklj. one za dizanje vozila, pokretane elektromotorom)	0	kom	36	36	52
29.22.13.50.00	Hidraulične dizalice za teški teret i hidraulične dizalice za vozila (isklj. one koje se koriste u garažama)	0	kom	402	397	99
29.22.14.20.00	Mosni putujući kranovi, na fiksnom nosaču	0	kom	42	42	1.904
29.22.14.43.00	Toranjski kranovi	0	kom	6	5	1.500
29.22.14.50.00	Samohodne dizalice i oprema za dizanje tereta, montirana tako da se kreće po šinama, a koristi se na gradilištima, u kamenolomima i slično	0	kom	2	2	430
29.22.15.35.00	Samohodni viljuškari za teške terene i ostali, neelektrični, za podizanje na visinu <1 m	0	kom	4	4	120
29.22.19.30.00	Dijelovi dizalica-koloturnika, izvoznih uređaja za okna, viljuškara, uređaja za dizanje, rukovanje itd. tj. uređaja iz stavaka HS8427 i 8428 (isklj. za lična i teretna dizala (liftove), vjedrična dizala i pokretne stepenice)	0	kg	214.470	214.470	1.826
29.22.20.00.00	Vedra, lopate, hvataljke i kliješta za dizalice s pokretnim krakom za brodove, kranove, pokretne konstrukcije za dizanje, radne prijenosnike s kranom, buldožere, poravnačače, iskopače, bagere itd., ralice za snijeg	0	kg	276.039	289.987	1.824
29.22.92.00.00	Održavanje i popravci uređaja za dizanje i prenošenje	0+1	ef. sati	44.410	44.410	1.652
		0	ef. sati	36.077	36.077	1.527
		1	ef. sati	8.333	8.333	125
<b>29.23</b>	<b>Proizvodnja rashladne i ventilacione opreme, osim one za domaćinstvo</b>					
29.23.12.20.00	Uređaji za klimatizaciju, prozorski i zidni, kompaktni i razdvojeni	0	kom	450	450	4.016
29.23.14.10.00	Uređaji i aparati za filtriranje ili pročišćavanje zraka (isklj. dovodne filtere za motore s unutrašnjim sagorijevanjem)	0	kom	13.145	13.319	48
29.23.20.50.00	Centrifugalni ventilatori (isklj. stolne, podne, zidne, prozorske, stropne ili krovne ventilatore opremljene elektromotorom izlazne snage ≤ 125 W)	0	kom	4.692	4.692	555
29.23.30.50.00	Dijelovi rashladne opreme osim za domaćinstva (uklj. izmjenjivače i kondenzatore)	0+1	kom	389.536	389.536	786
		0	kom	11.889	11.889	106
		1	kom	377.647	377.647	680

*Vrsta proizvodnje: 0 - Redovna proizvodnja, 1 - Proizvodnja na osnovu ugovora*

*Vrijednost prodaje: \* - Nije dostignuta jedinica mjere*



**INDUSTRIJSKA PROIZVODNJA U 2008 GODINI – PRETHODNI PRODCOM REZULTATI**

Šifra	Naziv proizvoda i djelatnost	Vrsta proizvodnje	Mjerna jedinica	Proizvedena količina	Prodana količina	Vrijednost prodaje (u .000 KM)
29.23.30.90.00	Dijelovi opreme, osim aparata za domaćinstvo, za termičku obradu iz stavka HS8419	0	kg	36.000	36.000	634
<b>29.24</b>	<b>Proizvodnja ostalih mašina opće namjene, d.n.</b>					
29.24.13.30.00	Filteri za ulje i gorivo, za motore s unutrašnjim sagorijevanjem	0	kom	4.394.050	4.550.921	16.142
29.24.13.50.00	Filteri za usisni zrak, za motore s unutrašnjim sagorijevanjem	0	kom	1.702.819	1.661.414	10.969
29.24.21.70.00	Mašine za pakovanje ili zamotavanje (isklj. mašine za punjenje, zatvaranje, pečačenje ili etiketiranje boca, limenki, kutija i slične ambalaže).	0	kom	10	10	116
29.24.52.50.00	Dijelovi aparata i uređaja za filtriranje i pročišćavanje tekućina ili plinova (isklj. za centrifuge i centrifugalne sušilice)	0	kg	249.109	242.363	6.664
29.24.54.00.00	Neautomatske posude za podmazivanje, nastavci za podmazivanje, uljni prstenovi za brtvljenje, upravljačke ručice u obliku kotura, poluge ili hvataljke, pričvršćivači i postolja za mašine	0	kg	53.500	53.500	651
<b>29.3</b>	<b>Proizvodnja mašina za poljoprivredu i šumarstvo</b>					
<b>29.31</b>	<b>Proizvodnja traktora za poljoprivredu i šumarstvo</b>					
29.31.10.00.00	Traktori jednoosovinski - ručno opsluživani s pješakom	0	kom	582	564	861
<b>29.32</b>	<b>Proizvodnja ostalih mašina za poljoprivredu i šumarstvo</b>					
29.32.11.30.00	Plugovi, za vodoravno rezanje zemlje	0	kom	0	12	13
29.32.11.70.00	Tanjirače	0	kom	0	3	3
29.32.12.30.00	Drljače, sa zupcima (isklj. tanjirače)	0	kom	0	3	2
29.32.32.30.00	Okretači sijena, krilni (bočni) premetači i grablje	0	kom	106	106	85
29.32.65.50.00	Ostale mašine za poljoprivredu, šumarstvo, hortikulturu, peradarstvo, pčelarstvo iz stavka HS 8436	0	kom	1.469	1.402	2.308
29.32.70.20.00	Dijelovi mašina za poljoprivredu, vrtlarstvo i šumarstvo, za pripremu i kultivaciju zemlje	0	kg	257.036	215.980	1.319
29.32.70.50.00	Dijelovi mašina i aparata iz stavka HS 8433	0	kg	104.764	104.764	941
<b>29.4</b>	<b>Proizvodnja alatnih mašina</b>					
<b>29.41</b>	<b>Proizvodnja ručnih prenosivih alata sa vlastitim pogonom</b>					
29.41.11.03.00	Pneumatski rotacijski ručni alati (uklj. kombinirani rotacijsko-vibracijski)	0	kom	2.344	2.050	457
29.41.11.05.00	Pneumatski ručni alati (osim rotacijskih)	0	kom	237	178	121
29.41.11.15.00	Elektropneumatske ručne bušilice (uklj. mašine za bušenje, kuckanje ili tapkanje, mašine za provrtanje i bušilice za kamen)	0	kom	54	61	41
<b>29.42</b>	<b>Proizvodnja ostalih alatnih mašina za obradu metala</b>					
29.42.32.50.00	Numerički upravljane mašinske makaze za obradu metala (uklj. prese) (isklj. makaze kombinirane sa mašinama za probijanje)	0	kom	1	1	29

*Vrsta proizvodnje:* 0 - Redovna proizvodnja, 1 - Proizvodnja na osnovu ugovora

*Vrijednost prodaje:* \* - Nije dostignuta jedinica mjere



**INDUSTRIJSKA PROIZVODNJA U 2008 GODINI – PRETHODNI PRODCOM REZULTATI**

Šifra	Naziv proizvoda i djelatnost	Vrsta proizvodnje	Mjerna jedinica	Proizvedena količina	Prodana količina	Vrijednost prodaje (u .000 KM)
29.42.33.33.00	Nenumerički upravljane mašine za obradu metala; savijanje, namotavanje, ravnanje ili izgladivanje plosnatih metalnih proizvoda (uklj. prese)	0	kom	27	27	358
29.42.33.50.00	Nenumerički upravljane mašinske makaze za obradu metala (uklj. prese) (isklj. makaze kombinirane sa mašinama za probijanje)	0	kom	12	12	724
29.42.34.80.00	Ostale prese nenumerički upravljane	0	kom	5	6	598
29.42.40.50.00	Dijelovi i oprema za alatne mašinee za oblikovanje metala (isklj. držače alata i samootvarajuće glave za narezivanje navoja, podione glave i druge posebne dodatne uređaje za alatne mašine)	0	kg	1.284.660	1.300.922	6.340
29.42.92.00.00	Usluge održavanja i popravaka alatnih mašina za obradu metala	0	ef. sati	35.984	35.984	949
<b>29.43</b>	<b>Proizvodnja ostalih alatnih mašina d.n.</b>					
29.43.12.33.00	Šinske mašinske pile za obradu drva, pluta, kosti i tvrde gume, tvrde plastike ili sličnih tvrdih materijala	0	kom	4.630	4.490	370
29.43.12.65.00	Mašine za savijanje i spajanje drva, pluta, kosti, tvrde gume, tvrde plastike ili sličnih tvrdih materijala	0	kom	4	4	74
29.43.12.70.00	Mašine za cijepanje, sječenje ili ljuštenje, za obradu drva, pluta, kosti, tvrde gume, tvrde plastike ili sličnih tvrdih materijala	0	kom	803	803	4.105
29.43.92.00.00	Usluge održavanja i popravaka alatnih mašina za obradu drva, pluta, kamena, tvrde gume i sličnih tvrdih materijala	1	ef. sati	1.148	1.148	23
<b>29.5</b>	<b>Proizvodnja ostalih mašina za specijalne namjene</b>					
<b>29.51</b>	<b>Proizvodnja mašina za metalurgiju</b>					
29.51.12.70.00	Dijelovi za valjaoničke stanove i pruge (osim valjaka)	0	kg	23.022	20.971	208
<b>29.52</b>	<b>Proizvodnja mašina za rudnike, kamenolome i građevinarstvo</b>					
29.52.11.00.00	Elevatori i transporter koji rade neprekidno, za radove pod zemljom	0	kom	26	26	1.672
29.52.24.00.00	Mašinci za nabijanje, oprema i slično (samohodni s pogonom)	0	kom	38	38	45
29.52.40.80.00	Ostale mašine za obradu zemlje, kamena, ruda, itd., d.n.	0	kom	2.318	1.846	3.118
29.52.61.30.00	Dijelovi mašina za bušenje ili duboko bušenje	0	kg	51.000	50.000	2.014
29.52.61.50.00	Dijelovi mašina za premještanje zemlje, brodskih liftova, kranova, pomičnih liftova (isklj. kablice, lopatice, hvataljke, držače, sječiva (sve tipove opreme za izgradnju), za mašine za bušenje ili dubinsko bušenje	0	kg	169.270	169.270	1.530
29.52.62.00.00	Dijelovi mašina iz stavaka HS 8474	0	kg	223.434	223.434	4.881
29.52.91.00.00	Usluge instaliranja mašina za rudnike, kamenolome i građevinarstvo	0	ef. sati	46.933	46.933	1.047

*Vrsta proizvodnje: 0 - Redovna proizvodnja, 1 - Proizvodnja na osnovu ugovora*

*Vrijednost prodaje: \* - Nije dostignuta jedinica mjere*

**INDUSTRIJSKA PROIZVODNJA U 2008 GODINI – PRETHODNI PRODCOM REZULTATI**

Šifra	Naziv proizvoda i djelatnost	Vrsta proizvodnje	Mjerna jedinica	Proizvedena količina	Prodana količina	Vrijednost prodaje (u .000 KM)
29.52.92.00.00	Usluge održavanja i popravaka mašina za rudnike, kamenolome i građevinarstvo	0	ef. sati	159.424	159.424	2.302
<b>29.53</b>	<b>Proizvodnja mašina za industriju hrane, pića i duhana</b>					
29.53.13.00.00	Mašine za mljevenje i obradu žitarica ili sušenog mahunastog povrća (isklj. mašine za farmu)	0	kom	8	8	190
29.53.16.13.00	Industrijske pekarske mašine (isklj. neelektrične peći)	0	kom	39	39	1.238
29.53.22.50.00	Dijelovi mašina za industrijsku pripremu i proizvodnju hrane i pića, iz stavka HS 8438	0	kg	18.581	18.581	238
29.53.91.00.00	Usluge instaliranja mašina za proizvodnju hrane, pića i duhana	0	ef. sati	79.648	79.648	2.814
29.53.92.00.00	Usluge održavanja i popravaka mašina za proizvodnju hrane, pića i duhana	0+1	ef. sati	28.552	28.552	491
		0	ef. sati	22.312	22.312	335
		1	ef. sati	6.240	6.240	156
<b>29.54</b>	<b>Proizvodnja mašina za industriju tekstila, odjeće i kože</b>					
29.54.41.10.00	Dijelovi i pribor za tekstilne mašine iz stavaka HS 8444 i 8445 i njihove pomoćne mašine	0	kg	1.112.405	1.112.405	3.077
<b>29.55</b>	<b>Proizvodnja mašina za industriju papira i kartona</b>					
29.55.12.70.00	Dijelovi mašina za rezanje, mašina za izradu vrećica, vreća, koverti, kartona, kutija, tuljaka, cijevi, bubnjeva i sličnih spremnika, za oblikovanje proizvoda od papira, papirne mase, kartona	0	kg	4.605	4.605	101
29.55.92.00.00	Usluge održavanja i popravaka mašina za industriju papira i kartona	0	ef. sati	47.000	47.000	591
<b>29.56</b>	<b>Proizvodnja ostalih mašina za specijalne namjene, d.n.</b>					
29.56.24.20.00	Kalupi za lijevanje brizganjem ili pod pritiskom, za metal i metalne karbide (osim kalupa za ingote)	0	kom	220	220	610
29.56.24.70.00	Alati i kalupi za lijevanje brizganjem ili pod pritiskom, za gumu ili plastične mase	0	kom	54	54	970
29.56.26.30.00	Dijelovi mašina za ugradnju električnih/elektronskih lampi, cijevi, prekidača, sijalica bljeskalica u staklene omotače i za proizvodnju i toplu obradu stakla i proizvoda od stakla (isklj. kalupe za staklo)	0	kg	1.434.000	1.434.000	7.425
29.56.26.50.00	Dijelovi mašina za izradu gume ili plastike ili za izradu gumenih ili plastičnih proizvoda (isklj. kalup)	0	kg	16.930	16.930	465
<b>29.6</b>	<b>Proizvodnja oružja i municije</b>					
<b>29.60</b>	<b>Proizvodnja oružja i municije</b>					
29.60.15.30.00	Dijelovi i pribor iz stavaka HS 9301 do HS 9304 (isklj. ratno oružje)	0	kg	700	700	135
<b>29.7</b>	<b>Proizvodnja aparata za domaćinstvo, d.n.</b>					
<b>29.71</b>	<b>Proizvodnja električnih aparata za domaćinstvo</b>					
29.71.11.10.00	Kombinirani hladnjaci-zamrzivači, s odvojenim vanjskim vratima	0	kom	135.586	125.176	31.920

*Vrsta proizvodnje:* 0 - Redovna proizvodnja, 1 - Proizvodnja na osnovu ugovora

*Vrijednost prodaje:* \* - Nije dostignuta jedinica mjere

**INDUSTRIJSKA PROIZVODNJA U 2008 GODINI – PRETHODNI PRODCOM REZULTATI**

Šifra	Naziv proizvoda i djelatnost	Vrsta proizvodnje	Mjerna jedinica	Proizvedena količina	Prodana količina	Vrijednost prodaje (u .000 KM)
29.71.11.33.00	Hladnjaci za domaćinstvo (uklj. kompresorske, električno-apsorpcijske) (isklj. one za ugradnju)	0	kom	49.905	48.608	10.402
29.71.11.70.00	Zamrzivači uspravnog tipa, kapaciteta ≤ 900 litara	0	kom	17.286	18.731	5.151
29.71.15.30.00	Stolni, podni, zidni, prozorski, stropni ili krovni ventilatori s ugrađenim elektromotorom, snage ≤ 125 W	0	kom	13.444	13.688	255
29.71.21.30.00	Aparati za glancanje poda s ugrađenim elektromotorom, za domaćinstvo	1	kom	2.700	2.700	9
29.71.23.73.00	Električne pegle na paru (uklj. bežične pegle, krojačke pegle)	1	kom	52.000	52.000	554
29.71.25.30.00	Električni protočni grijači vode	0	kom	41	48	19
29.71.25.50.00	Električni grijači vode (uklj. akumulacijske grijače) (isklj. protočne)	0	kom	718	718	464
29.71.26.90.00	Električni grijači prostora, ostali	0	kom	74	156	7
29.71.30.30.00	Dijelovi elektromehaničkih aparata s ugrađenim elektromotorom, za domaćinstvo	1	kg	38.057	38.057	245
29.71.30.50.00	Dijelovi aparata za brijanje i šišanje s ugrađenim elektromotorom	1	kg	111.187	111.187	612
<b>29.72</b>	<b>Proizvodnja neelektričnih aparata za domaćinstvo</b>					
29.72.11.50.00	Aparati za kuhanje i grijači tanjira (uklj. one s pomoćnim kotlom za centralno grijanje), na čvrsta goriva, od željeza ili čelika	0	kom	11.078	9.812	2.807
29.72.12.70.00	Aparati za domaćinstvo na čvrsta goriva (uklj. grijače, kamine; osim aparata za kuhanje i grijače tanjira), od željeza ili čelika	0	kom	2.087	2.053	1.355
29.72.20.00.00	Dijelovi peći, štednjaka, kamina, kuhala, roštilja, plinskih kuhala, grijača tanjira i sličnih neelektričnih aparata za domaćinstvo na plin, tekuća/čvrsta goriva, od željeza ili čelika	0	kg	1.438	2.102	8
<b>DL</b>	<b>PROIZVODNJA ELEKTRIČNIH I OPTIČKIH UREĐAJA</b>					
<b>30</b>	<b>Proizvodnja kancelarijskih mašina i računara</b>					
<b>30.0</b>	<b>Proizvodnja kancelarijskih mašina i računara</b>					
<b>30.01</b>	<b>Proizvodnja kancelarijskih mašina</b>					
30.01.13.50.00	Registarske blagajne	0	kom	46.636	23.936	6.004
<b>30.02</b>	<b>Proizvodnja računara i ostale opreme za obradu podataka</b>					
30.02.11.00.00	Analogne i hibridne mašine za automatsku obradu podataka	0	kom	314	314	345
30.02.12.00.00	Prenosivi osobni računari kao laptop i palm-top	0	kom	2.415	2.415	2.624
30.02.13.00.00	Stolni personalni računari	0	kom	20.998	20.998	21.059
30.02.14.00.00	Digitalne mašine za kompjutersku obradu podataka, napravljeni kao sistemi	0	kom	97	77	775
30.02.16.30.00	Štampači	0	kom	0	4.713	1.013
30.02.16.50.00	Tastature	0	kom	0	8.473	180

*Vrsta proizvodnje: 0 - Redovna proizvodnja, 1 - Proizvodnja na osnovu ugovora*

*Vrijednost prodaje: \* - Nije dostignuta jedinica mjere*

**INDUSTRIJSKA PROIZVODNJA U 2008 GODINI – PRETHODNI PRODCOM REZULTATI**

Šifra	Naziv proizvoda i djelatnost	Vrsta proizvodnje	Mjerna jedinica	Proizvedena količina	Prodana količina	Vrijednost prodaje (u .000 KM)
30.02.16.70.00	Ostale ulazne ili izlazne jedinice, sa ili bez jedinice za pohranu u istom kućištu (uklj. 'miševe') (isklj. štampače i tastature)	0	kom	477	477	280
30.02.17.30.00	Centralne jedinice za pohranu	0	kom	139	139	24
30.02.17.55.00	CD-ROM čitači	0	kom	38	38	2
30.02.17.90.00	Jedinice za pohranu (isklj. centralne jedinice za pohranu, diskove i magnetske trake za pohranu)	0	kom	167	167	12
30.02.18.00.00	Ostale mašine za kompjutersku obradu podataka, d.n.	0	kom	60	60	59
30.02.19.00.00	Dijelovi i pribor za elektroničke računare i ostale mašine za kompjutersku obradu podataka	0	kg	1.073	1.073	194
30.02.90.00.00	Usluge instaliranja računara i druge opreme za automatsku obradu podataka	0	ef. sati	234.757	234.757	4.011
<b>31</b>	<b>Proizvodnja električnih mašina i aparata, d.n.</b>					
<b>31.1</b>	<b>Proizvodnja električnih motora, generatora i transformatora</b>					
<b>31.10</b>	<b>Proizvodnja električnih motora, generatora i transformatora</b>					
31.10.31.50.00	Generatorski agregati s motorima s unutrašnjim sagorijevanjem i sa kompresijskim paljenjem, snage >375 kVA ali ≤ 750 kVA	0	kom	111	111	2.000
31.10.32.35.00	Generatorski agregati s klipnim motorima s unutrašnjim sagorijevanjem na paljenje pomoću svjećice, snage >7,5 kVA	0	kom	23	23	592
31.10.42.33.00	Mjerni transformatori, kapaciteta snage ≤ 1 kVA (uklj. za mjerenje napona)	0	kom	182	182	1.611
31.10.42.35.00	Ostali transformatori (d.n.), kapaciteta snage ≤ 1 kVA	0	kom	328.564	328.564	420
31.10.50.35.00	Ispravljači	0	kom	317	317	1.390
31.10.50.55.00	Inverteri, snage >7,5 kVA	0	kom	173	173	2.200
31.10.50.80.00	Induktori, (isklj. indukcijske namotaje, reaktivne namotaje za katodne cijevi, sijalice i cijevi s pražnjenjem)	0	kom	5.200.528	5.200.528	3.930
31.10.61.00.00	Dijelovi podesni za električne motore i generatore iz stavaka HS 8501 i 8502	0	kg	428.059	428.059	13.007
31.10.62.05.00	Dijelovi transformatora i induktora (isklj. feritne jezge)	0	kg	7.847	7.847	269
31.10.92.00.00	Usluge održavanje, popravaka i ponovno namotavanje elektromotora, generatora i transformatora	0	ef. sati	303.636	303.636	4.027
<b>31.2</b>	<b>Proizvodnja opreme za kontrolu distribucije električne energije</b>					
<b>31.20</b>	<b>Proizvodnja opreme za kontrolu distribucije električne energije</b>					
31.20.10.10.00	Osigurači za napon > 1 kV	0	kom	9.753	10.480	251
31.20.10.30.00	Automatski prekidači strujnih krugova, za napon >1 kV ali ≤ 72,5 kV	0	kom	45	45	395
31.20.10.40.00	Automatski prekidači strujnih krugova, za napon > 72,5 kV	0	kom	12	12	504

*Vrsta proizvodnje: 0 - Redovna proizvodnja, 1 - Proizvodnja na osnovu ugovora*

*Vrijednost prodaje: \* - Nije dostignuta jedinica mjere*

**INDUSTRIJSKA PROIZVODNJA U 2008 GODINI – PRETHODNI PRODCOM REZULTATI**

Šifra	Naziv proizvoda i djelatnost	Vrsta proizvodnje	Mjerna jedinica	Proizvedena količina	Prodana količina	Vrijednost prodaje (u .000 KM)
31.20.10.53.00	Izolacijski rastavljači i sklopke za napon >1 kV ali ≤ 72,5 kV	0	kom	289	289	182
31.20.10.70.00	Gromobrani, odvodnici prenapona, ograničavala i prigušivači za napon >1 kV	0	kom	32	32	59
31.20.21.50.00	Osigurači za napon ≤ 1 kV, jačine struje >10 A ali ≤ 63 A	0	kom	17.697	8.724	61
31.20.21.70.00	Osigurači, za napon ≤ 1 kV, jačine struje >63 A	0	kom	30.888	31.130	145
31.20.22.30.00	Automatski prekidači (osigurači) strujnih krugova, za napon ≤ 1 kV, jačine struje ≤ 63 A	0	kom	562.932	566.742	1.779
31.20.23.70.00	Električni uređaji za zaštitu strujnih krugova, za napon ≤ 1 kV, jačine struje >125 A (isklj. osigurače, automatske prekidače strujnih krugova)	0	kom	6.543	19.992	502
31.20.24.33.00	Releji, za napon ≤ 60 V, jačine struje ≤ 2 A	0	kom	1.839	1.893	46
31.20.24.50.00	Releji i kontaktori, za napon >60 V ali ≤ 1 kV	0	kom	2.258	2.946	120
31.20.25.00.01	Prekidači (d.n.) za napon ≤ 1000 V, za zaštitu i upravljanje i pomoćne strujne krugove	0	kom	719.219	706.290	1.801
31.20.25.00.02	Prekidači (d.n.) za napon ≤ 1000 V, za upotrebu u elektronici	0	kom	183	183	27
31.20.25.00.03	Prekidači (d.n.) za napon ≤ 1000 V, za upotrebu u industriji i sl.	0	kom	3.328	3.487	624
31.20.25.00.04	Prekidači (d.n.) za napon ≤ 1000 V, za električne primjene, koji rade elektromehanički	0	kom	16.286	18.769	386
31.20.26.00.00	Grla za sijalice, za napon ≤ 1 kV	0	kom	81.929	75.529	101
31.20.27.50.00	Električni utikači i utičnice, za napon ≤ 1 kV (isklj. za koaksijalne kablove, za štampane krugove)	0	kom	795.369	725.161	1.496
31.20.27.70.00	Priključni i kontaktni elementi za žice i kablove, za napon ≤ 1 kV	0	kom	120.901	146.681	145
31.20.27.80.00	Ostali uređaji za povezivanje u električni strujni krug, za napon ≤ 1 000 V	0	kom	1.598.723	1.595.551	251
31.20.31.70.00	Ostali pultovi, ploče, kabineti i sl. za smještaj oprema za električno upravljanje, distribuciju električne energije, za napon ≤ 1000 V	0	kom	2.293	2.293	3.833
31.20.40.30.00	Ormari, pultovi, ploče, stolovi i ostala kućišta za smještaj uređaja za električno upravljanje i distribuciju električne energije (isklj. one sa već ugrađenom opremom)	0	kom	7.497	8.563	4.709
31.20.91.00.00	Usluge instaliranje opreme za distribuciju i kontrolu električne energije	0+1	ef. sati	20.796	20.796	635
		0	ef. sati	7.046	7.046	112
		1	ef. sati	13.750	13.750	522
31.20.92.00.00	Usluge održavanje i popravak opreme za distribuciju i kontrolu električne energije	0	ef. sati	33.394	33.394	394
<b>31.3</b>	<b>Proizvodnja izolirane žice i kablova</b>					
<b>31.30</b>	<b>Proizvodnja izolirane žice i kablova</b>					
31.30.11.30.00	Izolirana žica za namotaje, lakirana i emajlirana	0	kg	623.755	608.671	3.706

Vrsta proizvodnje: 0 - Redovna proizvodnja, 1 - Proizvodnja na osnovu ugovora

Vrijednost prodaje: \* - Nije dostignuta jedinica mjere

**INDUSTRIJSKA PROIZVODNJA U 2008 GODINI – PRETHODNI PRODCOM REZULTATI**

Šifra	Naziv proizvoda i djelatnost	Vrsta proizvodnje	Mjerna jedinica	Proizvedena količina	Prodana količina	Vrijednost prodaje (u .000 KM)
31.30.13.70.00	Izolovani električni vodiči, bez obzira na to jesu li prilagođeni konektoru ili ne, za napon >80 V ali ≤ 1 000 V	0	kg	8.757.248	7.836.670	61.472
31.30.14.00.00	Izolovani električni vodiči, za napon >1 000 V (isklj. žice za namotaje, koaksijalne kablove i dr.izolovane električne vodiče, instalacije i paljenja drugih žičanih sklopova u vozilima, letjelicama i brodovima)	0	kg	4.104.685	2.938.984	25.059
<b>31.4</b>	<b>Proizvodnja akumulatora, primarnih ćelija i primarnih baterija</b>					
<b>31.40</b>	<b>Proizvodnja akumulatora, primarnih ćelija i primarnih baterija</b>					
31.40.21.30.00	Olovni akumulatori za pogon klipnih motora, težine ≤ 5 kg (isklj. one s tekućim elektrolitom)	0	kom	40.024	39.077	3.402
31.40.22.50.00	Olovni akumulatori s tekućim elektrolitom (isklj. za klipne pogonske motore, traksijske akumulatore)	0	br. elem.	1.759	1.759	1.100
<b>31.5</b>	<b>Proizvodnja električnih sijalica i uređaja za osvjetljavanje</b>					
<b>31.50</b>	<b>Proizvodnja električnih sijalica i uređaja za osvjetljavanje</b>					
31.50.14.60.00	Sijalice sa žarnom niti, za motorna vozila (isklj. zatvorene reflektorske uloške s ugrađenim sijalicama, volfram-halogene sijalice)	0	kom	47	2.510	2
31.50.21.00.00	Prijenosne električne svjetiljke, na suhe baterije, akumulatore ili elektromagnete (isklj. za bicikle ili motorna vozila)	0	kom	45	45	4
31.50.24.00.00	Osvjetljeni znakovi, osvjetljene pločice s imenima i slično (uklj. cestovne znakove)	0	kom	1.707	1.685	3.653
31.50.25.30.00	Lusteri i ostala električna plafonska ili zidna svjetleća tijela (isklj. za rasvjetu javnih otvorenih prostora ili sobračajnica)	0	kom	18.903	19.713	1.188
31.50.33.00.00	Reflektori za otvorene prostore (uklj. reflektore za pozornice, fotografski i filmski studio)	0	kom	4.033	4.033	635
31.50.34.30.00	Električne svjetiljke i oprema za rasvjetu, od plastike i sličnih materijala korištenih za sijalice sa žarnom niti i fluorescentne cijevi	1	kom	1.972	1.972	43
<b>31.6</b>	<b>Proizvodnja ostale električne opreme, d.n.</b>					
<b>31.61</b>	<b>Proizvodnja električne opreme za motore i vozila, d.n.</b>					
31.61.21.30.00	Svjecice za paljenje	0	kom	6.341.370	5.756.976	4.721
31.61.22.30.00	Starteri i starter-generatori dvostruke namjene	0	kg	1.047.960	1.070.502	12.381
31.61.22.50.01	Generatori, d.n., za motore s unutrašnjim sagorijevanjem, za motorna vozila, osim za putničke automobile	0	kg	39.129	37.286	250
31.61.22.50.02	Generatori, d.n., za motore s unutrašnjim sagorijevanjem, za putničke automobile	0	kg	4.135	4.135	357
31.61.22.70.00	Oprema d.n., za motore s unutrašnjim sagorijevanjem	0	kg	95.361	95.361	1.907

*Vrsta proizvodnje:* 0 - Redovna proizvodnja, 1 - Proizvodnja na osnovu ugovora

*Vrijednost prodaje:* \* - Nije dostignuta jedinica mjere



**INDUSTRIJSKA PROIZVODNJA U 2008 GODINI – PRETHODNI PRODCOM REZULTATI**

Šifra	Naziv proizvoda i djelatnost	Vrsta proizvodnje	Mjerna jedinica	Proizvedena količina	Prodana količina	Vrijednost prodaje (u .000 KM)
31.61.23.30.00	Električna oprema za svjetlosnu i vizualnu signalizaciju, za motorna vozila (isklj. sijalice sa žarnom niti ili sijalice s pražnjenjem, zatvorene reflektorske uloške s ugrađenim sijalicama, ultraljubičaste, infracrvene i lučnice)	0+1	kg	7.918	6.504	513
		0	kg	6.013	4.599	336
		1	kg	1.905	1.905	177
31.61.23.50.00	Električna oprema za zvučnu signalizaciju za motocikle ili motorna vozila	0	kg	3.145	1.662	60
31.61.24.30.00	Dijelovi električne opreme za paljenje ili pokretanje, generatori i prekidači za motore s unutrašnjim sagorijevanjem	0	kg	46.973	58.558	1.010
31.61.24.50.00	Dijelovi električne opreme za rasvjetu, signalizaciju i sl. za motorna vozila iz stavka HS 8512	0	kg	21.761	18.031	803
<b>31.62</b>	<b>Proizvodnja ostale električne opreme, d.n.</b>					
31.62.16.70.00	Dijelovi električnih mašina i uređaja s posebnim funkcijama, d.n.	0	kg	2.162	1.111	50
31.62.16.90.00	Električni dijelovi mašina i aparata, d.n.	0	kg	4.865	4.865	258
31.62.91.00.00	Usluge instaliranje ostale električne opreme, isklj. električnu opremu za signalizaciju u motornom, cestovnom saobraćaju	0	ef. sati	31.000	31.000	2.100
31.62.92.00.00	Održavanje i popravak električne opreme (isklj. za distribuciju električne energije i kontrolu uređaja, motora, generatora i transformatora, televizijskih i radijskih odašiljaca)	0	ef. sati	29.107	29.107	437
<b>32</b>	<b>Proizvodnja radio, televizijske i komunikacione opreme i aparata</b>					
<b>32.1</b>	<b>Proizvodnja elektronskih lampi i cijevi i drugih elektronskih komponenata</b>					
<b>32.10</b>	<b>Proizvodnja elektronskih lampi i cijevi i drugih elektronskih komponenata</b>					
32.10.12.75.00	Nepromjenljivi keramički kondenzatori, višeslojni	1	kom	49.076	49.076	12
32.10.61.00.00	Kartice s ugrađenim elektronskim integriranim krugom ("pametne kartice")	0	kom	7	7	78
<b>32.2</b>	<b>Proizvodnja televizijskih i radio-predajnika i aparata za linijsku telefoniju i telegrafiju</b>					
<b>32.20</b>	<b>Proizvodnja televizijskih i radiopredajnika i aparata za linijsku telefoniju i telegrafiju</b>					
32.20.20.40.00	Telefonske i telegrafске centrale (isklj. releje i uklopnu opremu kao što su birači za automatsko telefonsko spajanje)	0	kom	12	12	108
32.20.91.00.00	Usluge instaliranje televizijskih i radijskih odašiljača	0	ef. sati	32.000	32.000	2.100
<b>32.3</b>	<b>Proizvodnja televizijskih i radio-prijemnika, aparata za snimanje i reprodukciju zvuka ili slike i proizvodnja prateće opreme</b>					
<b>32.30</b>	<b>Proizvodnja televizijskih i radio-prijemnika, aparata za snimanje i reprodukciju zvuka ili slike i proizvodnja prateće opreme</b>					
32.30.52.50.00	Antene unutrašnje za prijam radijskih i televizijskih signala (uklj. i ugrađene) (isklj. antenska pojačala i radiofrekvencijske oscilatore)	1	kom	305.247	297.533	2.083

*Vrsta proizvodnje:* 0 - Redovna proizvodnja, 1 - Proizvodnja na osnovu ugovora

*Vrijednost prodaje:* \* - Nije dostignuta jedinica mjere



**INDUSTRIJSKA PROIZVODNJA U 2008 GODINI – PRETHODNI PRODCOM REZULTATI**

Šifra	Naziv proizvoda i djelatnost	Vrsta proizvodnje	Mjerna jedinica	Proizvedena količina	Prodana količina	Vrijednost prodaje (u .000 KM)
32.30.91.00.00	Usluge instaliranja profesionalne radijske, televizijske, zvučne i videoopreme	0	ef. sati	59.921	59.921	1.012
<b>33</b>	<b>Proizvodnja medicinskih, preciznih i optičkih instrumenata, satova</b>					
<b>33.1</b>	<b>Proizvodnja medicinske i hiruške opreme i ortopedskih pomagala</b>					
<b>33.10</b>	<b>Proizvodnja medicinske i hiruške opreme i ortopedskih pomagala</b>					
33.10.15.17.00	Igle, kateteri, kanile i slično za medicinsku, hirušku, zubarsku ili veterinarsku nauku (isklj. cjevaste metalne igle i igle za šivanje)	0	kom	70.614.940	70.614.940	3.321
33.10.15.53.00	Oprema za bubrežnu dijalizu	0	kom	53.320	53.320	120
33.10.15.79.00	Ostali instrumenti i aparati	0	kom	0	7	1
33.10.17.39.01	Ortopedske cipele i slična pomagala za stopala	0	kom	4.140	4.140	492
33.10.17.39.02	Ortopedske sprave, uklj. štake, pojaseve za kilu i slično	0	kom	3.809	3.809	251
33.10.17.39.03	Šine i ostala ortopedska pomagala za prijelome	0	kom	172	172	80
33.10.17.55.00	Umjetni zubi od ostalih materijala (uklj. metalne pločice za učvršćivanje) (isklj. umjetna zubala ili dijelove umjetnih zubala)	0	kom	1.595	1.595	96
33.10.17.59.00	Zubne proteze (uklj. umjetna zubala i dijelove umjetnih zubala, metalne krune, lijevane limene mostove, mostove od nehrđajućeg čelika) (isklj. pojedinačne umjetne zube)	0	kom	650	650	65
33.10.17.90.00	Umjetni dijelovi tijela (isklj. umjetne zube i zubne proteze, umjetne zglobove, ortopedska pomagala i pomagala za prijelome, stimulatore srca (pejsmejkere)	0	kom	391	391	851
33.10.20.30.00	Zubarske, brijaačke ili slične stolice i njihovi dijelovi (isklj. zubarske fontane, zubarske stolice sa zubarskim uređajima)	0	kom	27	26	2
33.10.20.50.01	Medicinski, hiruški i veterinarski namještaj (isklj. stolove i stolice namijenjene za rendgensku upotrebu)	0	kom	35	36	13
33.10.20.50.02	Djelovi medicinskog, hiruškog i veterinarskog namještaja (isklj. stolove i stolice namijenjene za rendgensku upotrebu)	0	kom	701	703	176
<b>33.2</b>	<b>Proizvodnja instrumenata i uređaja za mjerenje, provjeru, testiranje, navigaciju i druge svrhe, osim opreme za upravljanje industrijskim procesima</b>					
<b>33.20</b>	<b>Proizvodnja instrumenata i uređaja za mjerenje, provjeru, testiranje, navigaciju i druge svrhe, osim opreme za upravljanje industrijskim procesima</b>					
33.20.51.19.00	Ostali termometri s tekućinom za neposredno očitavanje, nekombinirani s drugim instrumentima	0	kom	5.310	5.002	116
33.20.52.83.00	Elektronski instrumenti i aparati za mjerenje promjenljivih veličina, u tekućinama i plinovima (uklj. mjerače toplote; isklj. aparate za mjerenje pritiska/protoka/nivoa tekućina)	0	kom	3.431	3.197	1.789

*Vrsta proizvodnje:* 0 - Redovna proizvodnja, 1 - Proizvodnja na osnovu ugovora

*Vrijednost prodaje:* \* - Nije dostignuta jedinica mjere

**INDUSTRIJSKA PROIZVODNJA U 2008 GODINI – PRETHODNI PRODCOM REZULTATI**

Šifra	Naziv proizvoda i djelatnost	Vrsta proizvodnje	Mjerna jedinica	Proizvedena količina	Prodana količina	Vrijednost prodaje (u .000 KM)
33.20.52.89.00	Neelektronski instrumenti za mjerenje ili provjeru promjenljivih veličina u tekućinama ili plinovima (uklj. mjerачe toplote; isklj. aparate za mjerenje pritiska/protoka/nivoa tekućina)	0	kom	2	2	62
33.20.63.30.00	Mjerila potrošnje ili proizvodnje plina (uklj. baždarene)	0	kom	532	534	113
33.20.63.70.00	Mjerila potrošnje ili proizvodnje električne energije (uklj. baždarene) (isklj. voltmetre, ampermetre, wattmetre i slično)	0	kom	86.199	85.032	6.821
33.20.70.50.00	Hidraulični ili pneumatski instrumenti i aparati za automatsku regulaciju ili kontrolu	0	kom	512	515	97
33.20.83.33.00	Dijelovi i pribor za mjerila potrošnje i proizvodnje električne energije	0	kg	6.000	6.000	217
33.20.91.00.00	Instaliranje instrumenata i aparata za mjerenje, provjeru, testiranje, navigacijsku i drugu upotrebu (isklj. opremu za kontrolu industrijskih procesa)	0	ef. sati	4.428	4.428	119
33.20.92.00.00	Održavanje i popravak instrumenata i aparata za mjerenje, provjeru, testiranje, navigacijsku i drugu upotrebu (isklj. opremu za kontrolu industrijskih procesa)	0	ef. sati	308	308	59
<b>33.3</b>	<b>Proizvodnja opreme za upravljanje industrijskim procesima</b>					
<b>33.30</b>	<b>Proizvodnja opreme za upravljanje industrijskim procesima</b>					
33.30.10.00.00	Projektovanje i montiranje opreme za kontrolu industrijskih procesa kao i automatiziranih proizvodnih postrojenja	0	ef. sati	4.506	4.506	73
<b>33.4</b>	<b>Proizvodnja optičkih instrumenata i fotografske opreme</b>					
<b>33.40</b>	<b>Proizvodnja optičkih instrumenata i fotografske opreme</b>					
33.40.11.59.00	Nemontirane leće za naočale, za ispravak vida, obrađene s obje strane, ali drugačije od jednostrukih fokalnih/žarišnih leća	0	kom	6.915	6.915	134
33.40.23.10.00	Teleskopski nišani za oružje, periskopi; teleskopi...	0	kom	328	492	821
33.40.24.10.00	Dijelovi i pribor (uklj. okvire) za dvoglede, itd.	0	kom	446	350	33
<b>DM</b>	<b>PROIZVODNJA SAOBRAĆAJNIH SREDSTAVA</b>					
<b>34</b>	<b>Proizvodnja motornih vozila, prikolica i poluprikolica</b>					
<b>34.1</b>	<b>Proizvodnja motornih vozila</b>					
<b>34.10</b>	<b>Proizvodnja motornih vozila</b>					
34.10.13.00.04	Dizelski i poludizelski motori, obima od uklj. 110 kW do 165 kW	0	kom	98	97	1.338
34.10.13.00.05	Dizelski i poludizelski motori, obima većeg od uklj. 165 kW	0	kom	0	4	254
34.10.21.36.00	Ostala motorna vozila (uklj. motorne kampkućice) s motorom na paljenje na svjećice, obima cilindra >1 000 cm <sup>3</sup> ali ≤ 1 500 cm <sup>3</sup>	0	kom	724	724	16.360

*Vrsta proizvodnje: 0 - Redovna proizvodnja, 1 - Proizvodnja na osnovu ugovora*

*Vrijednost prodaje: \* - Nije dostignuta jedinica mjere*

**INDUSTRIJSKA PROIZVODNJA U 2008 GODINI – PRETHODNI PRODCOM REZULTATI**

Šifra	Naziv proizvoda i djelatnost	Vrsta proizvodnje	Mjerna jedinica	Proizvedena količina	Prodana količina	Vrijednost prodaje (u .000 KM)
34.10.23.30.00	Motorna vozila s dizelskim ili poludizelskim motorom, obima >1 500 cm <sup>3</sup> ali ≤ 2 500 cm <sup>3</sup> (isklj. vozila za prijevoz ≥ 10 osoba, motorne kamp-kućice, vozila za vožnju po snijegu, vozila za golf i slična vozila)	0	kom	3.245	3.245	219.972
34.10.54.90.00	Motorna vozila za posebne namjene, d.n. (npr. za odvoz automobila, itd.)	0	kom	2	2	113
<b>34.2</b>	<b>Proizvodnja karoserija za motorna vozila; proizvodnja prikolica i poluprikolica</b>					
<b>34.20</b>	<b>Proizvodnja karoserija za motorna vozila; proizvodnja prikolica i poluprikolica</b>					
34.20.10.50.00	Karoserije za teretna vozila, kombi, autobuse, samoistovarivače i motorna vozila posebne namjene (uklj. potpuno opremljene i nedovršene karoserije, vozila za transport ≥10 osoba)	0	kom	620	635	827
34.20.21.00.04	Kontejneri, ostali	0	kom	1.069	1.069	438
<b>34.3</b>	<b>Proizvodnja dijelova i pribora za motorna vozila i njihove motore</b>					
<b>34.30</b>	<b>Proizvodnja dijelova i pribora za motorna vozila i njihove motore</b>					
34.30.12.00.00	Dijelovi prikladni samo ili uglavnom za klipne motore sa unutaršnjim sagorijevanjem i sa kompresijskim paljenjem	0	kg	2.428.723	2.393.996	6.232
34.30.20.25.00	Kočnice i servo-kočnice i njihovi dijelovi (isklj. montirane obloge kočnica na nosaču)	0	kg	1.946.000	1.834.000	9.834
34.30.20.63.00	Prigušivački lonci i ispušne cijevi	0	kg	0	6.300	130
34.30.20.65.00	Kvačila (mjenjači) i njihovi dijelovi	0	kg	10.500	14.070	229
34.30.20.67.00	Upravljači, upravljački stupovi i upravljačke kutije	0	kg	43.484	45.057	596
34.30.20.90.00	Ostali dijelovi i pribor za traktore, putnička, teretna i specijalna motorna vozila (iz stavaka HS 8701 do 8705), d.n.	0+1	kg	5.558.515	5.544.966	146.620
		0	kg	5.510.532	5.501.591	146.457
		1	kg	47.983	43.375	163
34.30.30.90.00	Dijelovi i pribor za karoserije (uklj. kabine, d.n.)	0	kg	2.585.316	2.585.316	13.094
<b>35</b>	<b>Proizvodnja ostalih saobraćajnih sredstava</b>					
<b>35.1</b>	<b>Izgradnja i popravak brodova i čamaca</b>					
<b>35.11</b>	<b>Izgradnja i popravak brodova</b>					
35.11.91.00.00	Održavanje i popravak brodova, brodice i plutajućih konstrukcija (isklj. jahte i druga plovila za sport i razonodu, brodice na vesla i kanue)	1	ef. sati	14.949	14.949	335
<b>35.12</b>	<b>Izgradnja i popravak čamaca za odmor i razonodu i sportskih čamaca</b>					
35.12.13.30.00	Motorni čamci za razonodu ili sport (isklj. motorne čamce s izvanbrodskim motorom), za plovidbu morem	0	kom	276	276	650
<b>35.2</b>	<b>Proizvodnja i popravak željezničkih i tramvajskih lokomotiva i šinskih vozila</b>					
<b>35.20</b>	<b>Proizvodnja i popravak željezničkih i tramvajskih lokomotiva i šinskih vozila</b>					
35.20.40.30.00	Dijelovi željezničkih i tramvajskih lokomotiva i drugih šinskih vozila	0+1	kg	163.003	155.017	1.651
		0	kg	155.903	147.917	1.626

*Vrsta proizvodnje:* 0 - Redovna proizvodnja, 1 - Proizvodnja na osnovu ugovora

*Vrijednost prodaje:* \* - Nije dostignuta jedinica mjere

**INDUSTRIJSKA PROIZVODNJA U 2008 GODINI – PRETHODNI PRODCOM REZULTATI**

Šifra	Naziv proizvoda i djelatnost	Vrsta proizvodnje	Mjerna jedinica	Proizvedena količina	Prodana količina	Vrijednost prodaje (u .000 KM)
		1	kg	7.100	7.100	25
35.20.91.00.00	Održavanje i popravak željezničkih i tramvajskih lokomotiva i drugih šinskih vozila i mehaničke (i elektromehaničke opreme) opreme za signalizaciju, sigurnost ili kontrolu prometa	0	ef. sati	907.648	907.648	7.891
<b>35.3</b>	<b>Proizvodnja zračnih i svemirskih letjelica</b>					
<b>35.30</b>	<b>Proizvodnja zračnih i svemirskih letjelica</b>					
35.30.92.30.00	Generalni remont motora za letjelice	1	ef. sati	3.496	3.496	70
<b>35.4</b>	<b>Proizvodnja motocikla i bicikla</b>					
<b>35.42</b>	<b>Proizvodnja bicikla</b>					
35.42.10.50.00	Bicikli i druga slična vozila bez motora, s kugličnim ležajevima (uklj. dostavne trocikle)	0	kom	7.492	7.460	1.553
35.42.20.13.00	Okviri za bicikle, slična vozila bez motora i prikolice (isklj. dijelove okvira)	0	kom	53	28	4
<b>35.5</b>	<b>Proizvodnja ostalih saobraćajnih sredstava, d.n.</b>					
<b>35.50</b>	<b>Proizvodnja ostalih saobraćajnih sredstava, d.n.</b>					
35.50.10.00.01	Ostala vozila: japaneri	0	kom	3.720	3.416	57
<b>DN</b>	<b>OSTALA PRERAĐIVAČKA INDUSTRIJA, D.N.</b>					
<b>36</b>	<b>Proizvodnja namještaja; ostala prerađivačka industrija, d.n.</b>					
<b>36.1</b>	<b>Proizvodnja namještaja</b>					
<b>36.11</b>	<b>Proizvodnja stolica i sjedišta</b>					
36.11.11.55.01	Tapacirane okretno fotelje, s podešavanjem visine, s pomičnim naslonom i s točkićima ili šinama, (isklj. sjedala za medicinu, stomatologiju i veterinarstvo, brijačke i slične stolice)	0	kom	1.403	1.390	291
36.11.11.55.02	Tapacirana okretna sjedala, ostala, s podešavanjem visine, s pomičnim naslonom i s točkićima ili šinama, (isklj. sjedala za medicinu, stomatologiju i veterinarstvo, brijačke i slične stolice)	0	kom	2.348	2.336	223
36.11.11.70.00	Sjedala tapacirana, s metalnim okvirom	0	kom	8.303	8.309	717
36.11.11.90.00	Netapacirana sjedala s metalnim okvirom (isklj. sjedala za medicinu, stomatologiju i veterinarstvo, brijačke i slične stolice, okretna sjedala)	0+1	kom	162.849	168.608	2.952
		0	kom	62.542	68.301	2.707
		1	kom	100.307	100.307	245
36.11.12.10.01	Fotelje za pretvaranje u ležaj, osim vrtnih i za kampovanje	0	kom	14.812	14.671	2.045
36.11.12.10.02	Dvosjedi za pretvaranje u ležaj, osim vrtnih i za kampovanje	0	kom	25.070	24.858	5.781
36.11.12.10.03	Trosjedi za pretvaranje u ležaj, osim vrtnih i za kampovanje	0	kom	48.654	47.958	16.439
36.11.12.50.01	Sjedala tapacirana, s drvenim okvirom, za kancelarije	0	kom	5.739	4.126	1.038

*Vrsta proizvodnje: 0 - Redovna proizvodnja, 1 - Proizvodnja na osnovu ugovora*

*Vrijednost prodaje: \* - Nije dostignuta jedinica mjere*

**INDUSTRIJSKA PROIZVODNJA U 2008 GODINI – PRETHODNI PRODCOM REZULTATI**

Šifra	Naziv proizvoda i djelatnost	Vrsta proizvodnje	Mjerna jedinica	Proizvedena količina	Prodana količina	Vrijednost prodaje (u .000 KM)
36.11.12.50.02	Fotelje tapacirane, s drvenim okvirom, za kancelarije	0	kom	1.742	1.742	135
36.11.12.50.03	Stolice tapacirane, s drvenim okvirom, za kancelarije	0	kom	1.471	1.449	132
36.11.12.50.05	Sjedala tapacirana ostala, s drvenim okvirom, d.n., od savijenoga drveta, osim za kancelarije	0	kom	31.301	27.949	2.746
36.11.12.50.06	Fotelje tapacirane ostale, s drvenim okvirom, d.n., osim za kancelarije	0	kom	10.857	10.775	2.125
36.11.12.50.07	Stolice tapacirane ostale, s drvenim okvirom, d.n., osim za kancelarije	0	kom	253.361	240.483	17.498
36.11.12.50.08	Klupe tapacirane ostale, s drvenim okvirom, d.n., osim za kancelarije	0	kom	354	287	84
36.11.12.50.09	Sjedala tapacirana ostala, s drvenim okvirom, d.n., osim za kancelarije	0	kom	800.984	818.128	47.000
36.11.12.90.01	Fotelje drvene, netapacirane	0	kom	3.829	3.800	165
36.11.12.90.02	Drvena sjedala, netapacirana, ostala	0+1	kom	76.814	75.937	2.150
		0	kom	76.585	75.708	2.106
		1	kom	229	229	44
36.11.13.00.00	Ostala sjedala, d.n.	0	kom	8.453	8.010	779
36.11.14.10.00	Dijelovi za sjedala od drveta (isklj. sjedala za medicinu, stomatologiju i veterinarstvo, brijačke i slične stolice, sjedala za upotrebu u avionima)	0	kom	10.434.483	10.433.552	6.949
<b>36.12</b>	<b>Proizvodnja ostalog namještaja za urede i trgovine</b>					
36.12.11.50.00	Kancelarijski metalni namještaj, visine ≤ 80 cm, ostali	0	kom	6.169	6.170	212
36.12.11.90.00	Ostali kancelarijski metalni namještaj, visine > 80 cm	0	kom	3.716	3.716	558
36.12.12.30.00	Kancelarijski drveni pisaci stolovi, visine ≤ 80 cm, (uklj. kompletan namještaj i komponente, fiksna podnožja)	0	kom	22.161	20.958	2.691
36.12.12.50.01	Kancelarijski drveni stolovi, visine ≤ 80 cm	0	kom	6	6	3
36.12.12.50.02	Kancelarijski drveni namještaj, ormari, regali i slično, visine ≤ 80 cm	0	kom	147	147	43
36.12.12.70.00	Kancelarijski drveni namještaj, ormari s vratima, kabineti s ladicama i slično, visine > 80 cm	0	kom	4.725	4.538	1.135
36.12.12.90.00	Ostali kancelarijski drveni namještaj, visine > 80 cm (isklj. ormari s vratima ili poklopcima, kabinete za spise i ostale kabinete, sjedala)	0	kom	1.327	1.313	378
36.12.13.00.01	Drveni namještaj za trgovine; pultovi	0	kom	298	298	148
36.12.13.00.02	Drveni namještaj za trgovine; izložbeni ormarići, police i slično	0	kom	669	669	356
36.12.13.00.03	Drveni namještaj za trgovine, ostali	0	kom	4.293	4.290	227
<b>36.13</b>	<b>Proizvodnja ostalog kuhinjskog namještaja</b>					
36.13.10.50.01	Kuhinjski komponibilni elementi kuhinjskoga drvenoga namještaja	0	kom	2.539	2.230	723
36.13.10.50.02	Kuhinjski namještaj; drveni kredenci	0	kom	1.947	1.722	466

*Vrsta proizvodnje: 0 - Redovna proizvodnja, 1 - Proizvodnja na osnovu ugovora*

*Vrijednost prodaje: \* - Nije dostignuta jedinica mjere*

**INDUSTRIJSKA PROIZVODNJA U 2008 GODINI – PRETHODNI PRODCOM REZULTATI**

Šifra	Naziv proizvoda i djelatnost	Vrsta proizvodnje	Mjerna jedinica	Proizvedena količina	Prodana količina	Vrijednost prodaje (u .000 KM)
36.13.10.50.03	Kuhinjski namještaj; drveni ormarići	0	kom	16.369	16.919	2.364
36.13.10.50.04	Kuhinjski namještaj; drveni sudoperi	0	kom	30.892	29.869	1.648
36.13.10.50.05	Kuhinjski namještaj; drveni viseći elementi	0	kom	38.969	39.243	4.304
36.13.10.50.06	Kuhinjski namještaj; drveni pultovi	0	kom	3.031	2.692	742
36.13.10.50.07	Kuhinjski drveni namještaj: u elementima	0	kom	47.800	49.548	8.132
36.13.10.90.01	Kuhinjski namještaj; stolovi, drveni	0	kom	96.784	91.956	16.485
36.13.10.90.02	Ostali kuhinjski drveni namještaj, d.n., osim u elementima	0	kom	107.801	104.629	18.503
<b>36.14</b>	<b>Proizvodnja ostalog namještaja</b>					
36.14.11.00.00	Metalni namještaj (isklj. namještaj za kancelarije, medicinski, hirurški, stomatološki ili veterinarski namještaj; brijačke stolice - kabinete i drugi namještaj specijalno izrađen za hi-fi sisteme, video i televiziju)	0	kg	16.568	21.790	498
36.14.12.30.01	Drveni namještaj; francuski ležajevi	0	kom	12.490	12.582	3.589
36.14.12.30.02	Drveni namještaj; dječiji ležajevi	0	kom	7.134	6.807	1.001
36.14.12.30.03	Drveni ležajevi (kauč), za spavaće sobe	0	kom	62.574	57.922	11.181
36.14.12.30.04	Drveni namještaj komponibilni za spavaće sobe	0	kom	15.975	16.241	4.097
36.14.12.30.05	Drveni namještaj; ormari (za odjela i rublje)	0	kom	42.630	39.745	12.449
36.14.12.30.06	Drveni namještaj; ogledala (psihe)	0	kom	477	468	63
36.14.12.30.07	Drveni namještaj; noćni drveni ormarići	0	kom	148.244	148.151	1.064
36.14.12.30.08	Drveni namještaj ormari s ladicama (komode)	0	kom	8.223	8.079	2.229
36.14.12.30.09	Drveni namještaj za spavaće sobe, d.n.	0	kom	5.041	4.282	2.938
36.14.12.50.01	Drveni namještaj komponibilni za sobe za dnevni boravak i trpezarije	0	kom	435.027	410.700	16.291
36.14.12.50.02	Drveni namještaj: vitrine	0	kom	23.853	21.636	8.618
36.14.12.50.03	Drveni namještaj: regali	0	kom	16.219	12.655	4.781
36.14.12.50.04	Drveni namještaj: police za knjige i slično	0	kom	153.969	157.429	4.071
36.14.12.50.05	Drveni namještaj za sobe za dnevni boravak i trpezarije, ostali	0	kom	46.024	37.033	10.163
36.14.13.00.01	Drveni namještaj komponibilni za kupaonice	0	kom	5.430	5.430	263
36.14.13.00.02	Drveni namještaj za kupaonice, ostali	0	kom	44.420	44.200	4.391
36.14.13.00.03	Drveni namještaj, za vrtove	0+1	kom	7.916	7.914	751
		0	kom	4.716	4.714	334
		1	kom	3.200	3.200	417
36.14.13.00.04	Drveni namještaj ormari za obuću	0	kom	11.847	10.945	1.125
36.14.13.00.05	Drveni namještaj za predsoblja, ostali	0	kom	8.158	7.933	2.174
36.14.13.00.06	Drveni namještaj, d.n.; ostali	0	kom	29.253	28.914	1.819
36.14.13.00.07	Ostali drveni namještaj; ostali	0	kom	118.860	118.453	10.987
36.14.14.30.00	Namještaj od plastike (isklj. medicinski, hirurški, stomatološki ili veterinarski namještaj, kabinete i drugi namještaj specijalno izrađen za hi-fi sisteme, video i televiziju)	0	kom	3.237	1.936	120

*Vrsta proizvodnje: 0 - Redovna proizvodnja, 1 - Proizvodnja na osnovu ugovora*

*Vrijednost prodaje: \* - Nije dostignuta jedinica mjere*



**INDUSTRIJSKA PROIZVODNJA U 2008 GODINI – PRETHODNI PRODCOM REZULTATI**

Šifra	Naziv proizvoda i djelatnost	Vrsta proizvodnje	Mjerna jedinica	Proizvedena količina	Prodana količina	Vrijednost prodaje (u .000 KM)
36.14.14.50.00	Namještaj od ostalih materijala, d.n. (isklj. od metala, drveta i plastike, kao i sjedala, kabinete i drugi namještaj specijalno izrađen za hi-fi sisteme, video i televiziju)	0	kom	52.075	23.166	2.693
36.14.15.30.00	Dijelovi namještaja od metala, (isklj. medicinski, hirurški, stomatološki ili veterinarski namještaj, sjedala, systemske stolice - specijalno izrađen namještaj za hi-fi sisteme, video ili televiziju)	0	kg	0	18.986	12
36.14.15.50.00	Dijelovi namještaja od drveta (isklj. medicinski, hirurški, stomatološki ili veterinarski namještaj, sjedala - specijalno izrađen namještaj za hi-fi sisteme, video ili televiziju)	0	m <sup>3</sup>	8.607	8.431	13.237
36.14.15.90.00	Dijelovi namještaja, osim od drveta ili metala, (isklj. medicinski, hirurški, stomatološki ili veterinarski namještaj, sjedala, systemske stolice - specijalno izrađen namještaj za hi-fi sisteme, video ili televiziju)	0	kg	8.167	6.957	206
<b>36.15</b>	<b>Proizvodnja madraca</b>					
36.15.11.00.00	Nosači madraca (uklj. drvene ili metalne okvire s ugrađenim oprugama ili čeličnom mrežom, površinski prevučene baze madraca, s drvenim rebrenicama, divane)	0	kom	258.426	258.426	26.836
36.15.12.30.00	Madraci od pjenaste gume (uklj. s metalnim okvirima) (isklj. vodene i pneumatske madrace)	0	kom	11.000	11.000	1.320
36.15.12.70.00	Madraci s metalnim oprugama (isklj. od pjenaste gume i plastike)	0	kom	19.007	19.243	1.621
36.15.12.90.00	Madraci (isklj. s metalnim oprugama, od pjenaste gume ili plastike)	0	kom	57	58	4
<b>36.5</b>	<b>Proizvodnja igara i igračkaka</b>					
<b>36.50</b>	<b>Proizvodnja igara i igračkaka</b>					
36.50.20.93.00	Konstrukcije i igračke za sastavljanje, od drveta	0	kom	2.890	2.890	39
36.50.43.30.00	Igre na automatima s ubačenim kovanim novcem ili žetonom (isklj. opremu za automatske kuglane)	0	kom	1.751	1.664	7.157
36.50.43.59.00	Ostale društvene igre za lunapark	0	kg	49.943	49.943	160
<b>36.6</b>	<b>Proizvodnja raznovrsnih predmeta, d.n.</b>					
<b>36.63</b>	<b>Proizvodnja ostalih raznovrsnih proizvoda, d.n.</b>					
36.63.10.00.00	Vrtuljci, ljuljačke, streljane i drugi sajamski objekti za zabavu	0	kom	36	36	41
36.63.23.55.00	Dijelovi pisaaćeg pribora	0	kom	7.060	7.060	3
36.63.25.30.00	Žigovi za datiranje, pečaćenje, numeriranje, itd., za ručnu upotrebu	0	kom	5.312	5.312	136
36.63.31.30.00	Kišobrani i suncobrani (uklj. vrtne kišobrane)	0	kom	679	679	648
36.63.75.00.00	Svijeće, voštanice i slično (uklj. kandila) (isklj. anti-astmatische svijeće, sumporom obrađene trake, voštane šibice, i sl.)	0	kg	176.265	198.625	773
<b>37</b>	<b>Reciklaža</b>					
<b>37.1</b>	<b>Reciklaža metalnih otpadaka i ostataka</b>					

*Vrsta proizvodnje:* 0 - Redovna proizvodnja, 1 - Proizvodnja na osnovu ugovora

*Vrijednost prodaje:* \* - Nije dostignuta jedinica mjere



**INDUSTRIJSKA PROIZVODNJA U 2008 GODINI – PRETHODNI PRODCOM REZULTATI**

Šifra	Naziv proizvoda i djelatnost	Vrsta proizvodnje	Mjerna jedinica	Proizvedena količina	Prodana količina	Vrijednost prodaje (u .000 KM)
<b>37.10</b>	<b>Reciklaža metalnih otpadaka i ostataka</b>					
37.10.10.00.01	Metalne sekundarne sirovine, od željeza i nelegiranih čelika	0	kg	94.006.838	87.173.978	49.392
37.10.10.00.02	Metalne sekundarne sirovine, od legiranih čelika	0	kg	36.854	36.854	137
37.10.10.00.03	Metalne sekundarne sirovine, od bakra i bakrenih legura	0	kg	1.090.700	1.017.639	5.012
37.10.10.00.04	Metalne sekundarne sirovine, od aluminiija i aluminijskih legura	0	kg	1.880.052	1.843.085	4.570
37.10.10.00.05	Metalne sekundarne sirovine, od olova i olovnih legura	0	kg	437.042	394.631	287
37.10.10.00.06	Metalne sekundarne sirovine, od cinka i cinčanih legura	0	kg	6.633	6.956	32
37.10.10.00.07	Metalne sekundarne sirovine, od srebra, zlata, platine i njihovih legura	0	kg	123	119	63
37.10.10.00.08	Metalne sekundarne sirovine, od ostalih metalnih ostataka i otpadaka	0	kg	922.444	902.058	2.351
<b>37.2</b>	<b>Reciklaža nemetalnih otpadaka i ostataka</b>					
<b>37.20</b>	<b>Reciklaža nemetalnih otpadaka i ostataka</b>					
37.20.10.10.01	Nemetalne sekundarne sirovine, od papira	0	kg	23.039.568	21.229.579	3.297
37.20.10.10.04	Nemetalne sekundarne sirovine, od plastike	0	kg	990.228	989.025	515
37.20.10.10.06	Nemetalne sekundarne sirovine, od ostalih nemetalnih ostataka i otpadaka, hemijskog porijekla	0	kg	44.570	44.570	20
<b>E</b>	<b>PROIZVODNJA I SNABDIJEVANJE ELEKTRIČNOM ENERGIJOM, GASOM I VODOM</b>					
<b>40</b>	<b>Proizvodnja i snabdijevanje električnom energijom, gasom, parom i toplom vodom</b>					
<b>40.1</b>	<b>Proizvodnja, prijenos i distribucija električne energije</b>					
<b>40.11</b>	<b>Proizvodnja električne energije</b>					
40.11.10.20.02	Električna energija iz ostalih termoelektranih postrojenja	0	MWh	78.361	0	0
40.11.10.30.01	Električna energija iz javnih termoelektrana	0	MWh	9.753.372	8.843.934	750.694
40.11.10.30.02	Električna energija iz ostalih termoelektrana	0	MWh	124.565	2.431	171
40.11.10.72.01	Hidroelektrana energija iz javnih hidroelektrana	0	MWh	4.977.765	4.950.120	205.265
40.11.10.72.02	Električna energija iz ostalih hidroelektrana	0	MWh	24.912	24.912	291
<b>40.13</b>	<b>Distribucija i prodaja električne energije</b>					
40.13.11.00.00	Usluge distribucije električne energije	0	MWh	3.211.640	3.158.201	372.603
40.13.12.00.00	Usluge trgovine električnom energijom	0	MWh	697.603	697.603	97.769
<b>40.2</b>	<b>Proizvodnja gasa i distribucija gasovitih goriva distributivnom mrežom</b>					
<b>40.22</b>	<b>Distribucija i prodaja gasovitih goriva distributivnom mrežom</b>					
40.22.11.10.00	Usluge distribucije prirodnog plina distribucijskom mrežom	0	1000 m3	152.020	152.020	112.462

*Vrsta proizvodnje: 0 - Redovna proizvodnja, 1 - Proizvodnja na osnovu ugovora*

*Vrijednost prodaje: \* - Nije dostignuta jedinica mjere*

**INDUSTRIJSKA PROIZVODNJA U 2008 GODINI – PRETHODNI PRODCOM REZULTATI**

Šifra	Naziv proizvoda i djelatnost	Vrsta proizvodnje	Mjerna jedinica	Proizvedena količina	Prodata količina	Vrijednost prodaje (u .000 KM)
<b>40.3</b>	<b>Proizvodnja i snabdijevanje parom i toplom vodom</b>					
<b>40.30</b>	<b>Proizvodnja i snabdijevanje parom i toplom vodom</b>					
40.30.10.10.00	Proizvodnja pare	0	TJ	8.550	2.727	22.176
40.30.10.20.00	Proizvodnja tople i vrele vode	0	TJ	1.994	1.994	10.106
40.30.10.30.00	Iskorištena toplota	0	TJ	73	73	175
40.30.10.90.00	Usluge snabdijevanja parom i toplom vodom	0	TJ	700	700	12.471

## ANEX I: PREGLED SA DIJAGRAMIMA

## INDUSTRIJSKA PROIZVODNJA U BOSNI I HERCEGOVINI U 2008 GODINI

*Prikupljanje i publikovanje podataka*

Osnovni pokazatelji industrijske proizvodnje u Bosni i Hercegovini su kompilirani korištenjem podataka prikupljenih u oba entiteta (za Federaciju BiH podatke prikuplja Federalni Zavod za statistiku a za Republiku Srpsku Republički zavod za statistiku Republike Srpske) i u Distriktu Brčko za koji podatke prikuplja ekspozitura Agencije za statistiku BiH.

U procesu prikupljanja podataka za 2008 godinu korištena je jedinstvena nomenklatura industrijskih proizvoda NIP BiH 2005 (zasnovana na PRODCOM listi Evropske Unije iz 2005 godine), koja je objavljena u Službenom glasniku Bosne i Hercegovine br. 19/06 od 20. 03. 2006, i uvedena kao obavezan standard u svim statističkim istraživanjima industrije i ostalim istraživanjima vezanim za nivo industrijskog proizvoda. Prikupljanje i obrada podataka zasnivaju se na jedinstvenom, usaglašenom metodološkom pristupu.

Obradeni podaci su publikovani na web stranici Agencije za statistiku BiH i u formi tematske godišnje publikacije (TB 05) i prikazuju rezultate industrijskih preduzeća u BiH i jedinica u sastavu drugih preduzeća koja se bave industrijskom proizvodnjom, i to po vrsti proizvodnje:

- **podaci o redovnoj proizvodnji** tj. proizvodnji roba i usluga za vlastiti račun pri čemu se koriste vlastite ili kupljene ulazne sirovine i materijali (oznaka:0),
- **podaci o proizvodnji na osnovu ugovora** tj. proizvodnji roba i usluga za račun naručioca pri čemu se koriste ulazne sirovine i materijali koje osigurava naručilac (oznaka:1),
- **podaci o ukupnoj proizvodnji** svakog proizvoda, koja može biti samo redovna (0), samo na osnovu ugovora (1) ili zbir ove dvije vrste proizvodnje (0+1)

Rezultati su dati za svaki pojedinačni proizvod (roba ili usluga) iz NIP BiH 2005 i grupisani po područjima, oblastima, granama i razredima klasifikacije djelatnosti Bosne i Hercegovine KD BiH

U publikaciji su osnovni rezultati prikazani kao podaci o ukupnom obimu proizvodnje i obimu i vrijednosti prodaje industrijskih proizvoda.

Osnovni agregirani rezultati o industrijskoj proizvodnji u Bosni i Hercegovini u 2008 godini, struktura proizvodnje i promjene u odnosu na prethodne godine ilustrovani su kroz niz preglednih grafikona.

Ovi grafikoni se baziraju na podacima iz 2003, 2004, 2005, 2006 i 2007 godine.

Zbog različitih mjernih jedinica moguće je agregirati i međusobno upoređivati samo vrijednosne pokazatelje. Za zbirni prikaz izabrali smo podatke o vrijednosti prodaje (podatak koji se direktno prikuplja od izvještajnih jedinica), i to za cjelokupnu industriju, područja i potpodručja djelatnosti i na tom je nivou napravljeno osnovno upoređivanje rezultata po vrstama proizvodnje: ukupna proizvodnja, redovna proizvodnja i proizvodnja na osnovu ugovora za 2008 godinu.

## Osnovni pokazatelji industrijske proizvodnje za 2008 godinu – TABELARNI prikazi

Tabela 1: Vrijednost prodaje industrijskih proizvoda u BiH za 2008					
u milion KM					
Vrsta proizvodnje	Region	Područje			
		C	D	E	Ukupno
Vlastita proizvodnja (0)	BiH	655,1	7.330,0	1.584,2	9.569,3
	F BiH	493,8	5.207,2	743,3	6.444,3
	RS	160,6	2.041,6	812,9	3.015,1
	DB	0,6	81,2	28,0	109,8
Proizvodnja po ugovoru(1)	BiH	0,3	361,1	0,0	361,4
	F BiH	0,0	132,4	0,0	132,4
	RS	0,4	227,9	0,0	228,3
	DB	0,0	0,8	0,0	0,8
Ukupna proizvodnja (0+1)	BiH	655,4	7.691,1	1.584,2	9.930,7
	F BiH	493,8	5.339,6	743,3	6.576,7
	RS	161,0	2.269,6	812,9	3.243,4
	DB	0,6	82,0	28,0	110,6

Tabela 2: Redovna industrijska proizvodnja u BiH							
Područje/potpodručje djelatnosti		Vrijednost prodaje u milion KM					
		2003	2004	2005	2006	2007	2008
<b>C</b>	<b>Vađenje ruda i kamena</b>	<b>354,5</b>	<b>400,7</b>	<b>468,7</b>	<b>518,4</b>	<b>578,2</b>	<b>655,1</b>
CA	Ugalj, lignit i treset	277	282,6	292,9	338,6	382,8	428,5
CB	Rude i kamen	77,5	118,1	175,8	179,8	195,4	226,5
<b>D</b>	<b>Prerađivačka industrija</b>	<b>3.294,9</b>	<b>3.713,5</b>	<b>4.488,2</b>	<b>5.305,3</b>	<b>6.120,2</b>	<b>7330</b>
DA	Hrana, piće i duhan	1.010,7	1.044,0	1.149,7	1.254,9	1.427,5	1648,8
DB	Tekstil i tekstilni proizvodi	133,6	164,3	206,3	48,6	47,4	91,5
DC	Koža i proizvodi od kože	26,9	5,3	13,3	18,5	19,4	12,7
DD	Drvo i proizvodi od drveta	280,2	339,9	323,1	398,2	430,6	447,6
DE	Celuloza, papir, proizvodi od papira, izdavaštvo i štamparstvo	142,1	154,2	173,8	231,8	272,2	312,5
DF	Koks i derivati nafte	104,3	87,8	177,2	161,6	214,2	261,5
DG	Hemikalije, hem. proizvodi i vješt. vlakna	114,1	145,2	216,3	248,5	277	337,6
DH	Proizvodi od gume i plastike	90,2	111,5	148,6	175,9	196	216,4
DI	Proizvodi od ostalih nemetala	278	288,7	288,6	352,3	402,4	516,3
DJ	Bazni metali i proizvodi	747	924,7	1.184,8	1.578,1	1.901,0	2242,7
DK	Mašine i uređaji	81,1	91	105,5	111,1	146,7	193,6
DL	Električ. I optički uređaji	69,5	90,9	119,9	147,9	195,3	228,1
D M	Saobraćajna sredstva	58,7	46,8	132,8	272,7	211,4	427,7
DN	Ostali proizvodi	158,7	209,4	248,3	305,3	379,1	392,9
<b>E</b>	<b>Proizvodnja i snabdijevanje el. energijom i toplotnom energijom</b>	<b>694,1</b>	<b>800,3</b>	<b>1.186,6</b>	<b>1.150,5</b>	<b>1.218,8</b>	<b>1.584,2</b>
<b>Ukupno</b>		<b>4.343,5</b>	<b>4.914,5</b>	<b>6.143,4</b>	<b>6.974,2</b>	<b>7.917,2</b>	<b>9.569,3</b>

Vrsta proizvodnje: 0 - Redovna proizvodnja, 1 - Proizvodnja na osnovu ugovora

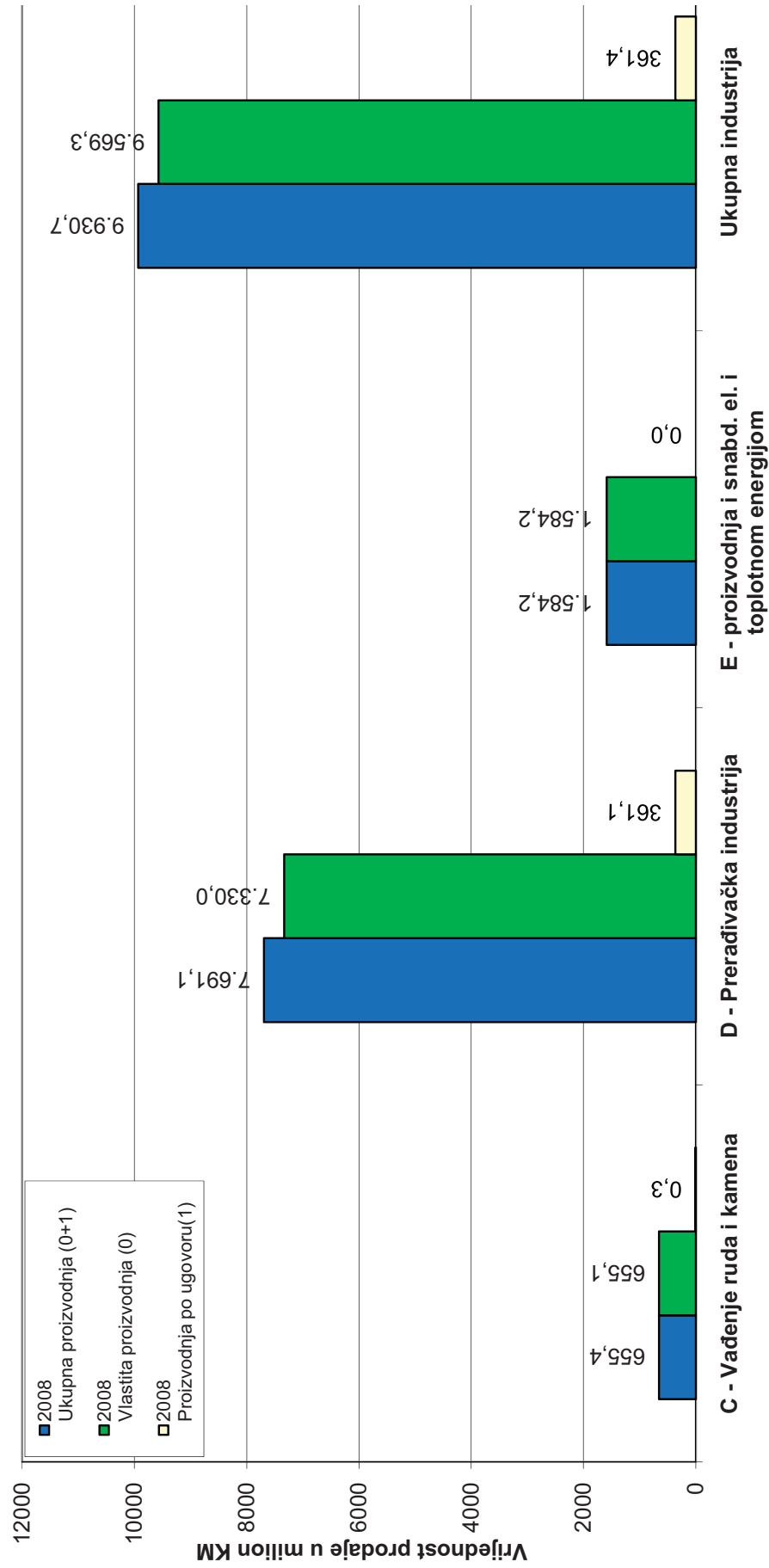
Vrijednost prodaje: \* - Nije dostignuta jedinica mjere

Osnovni pokazatelji industrijske proizvodnje za 2008 godinu – GRAFIČKI prikazi

Industrijska proizvodnja u BiH 2008

Ukupna industrija

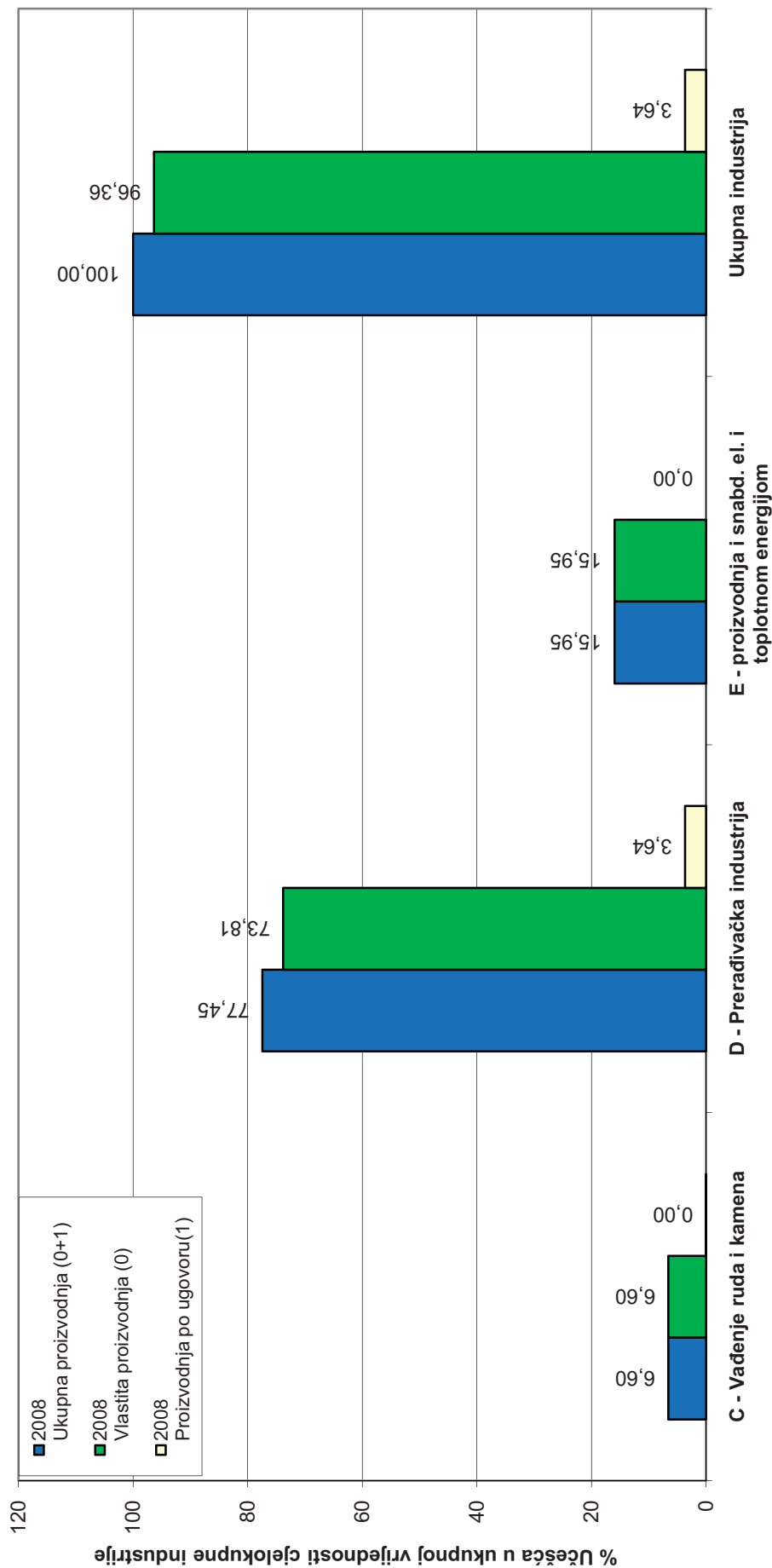
Vrijednost prodaje po područjima djelatnosti i po vrsti proizvodnje



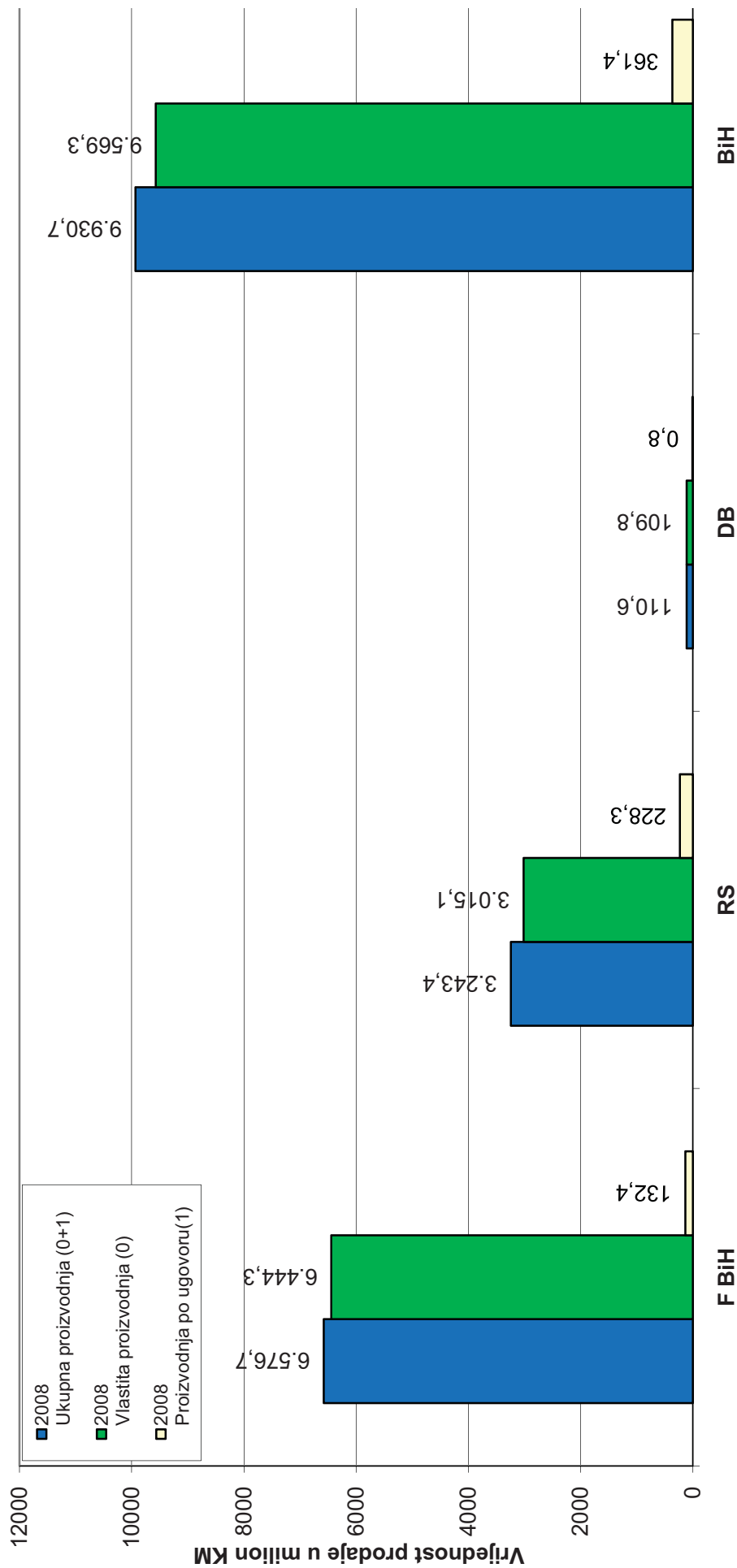
Industrijska proizvodnja u BiH 2008

Ukupna industrija

Struktura vrijednosti prodaje po vrsti proizvodnje i po područjima djelatnosti i

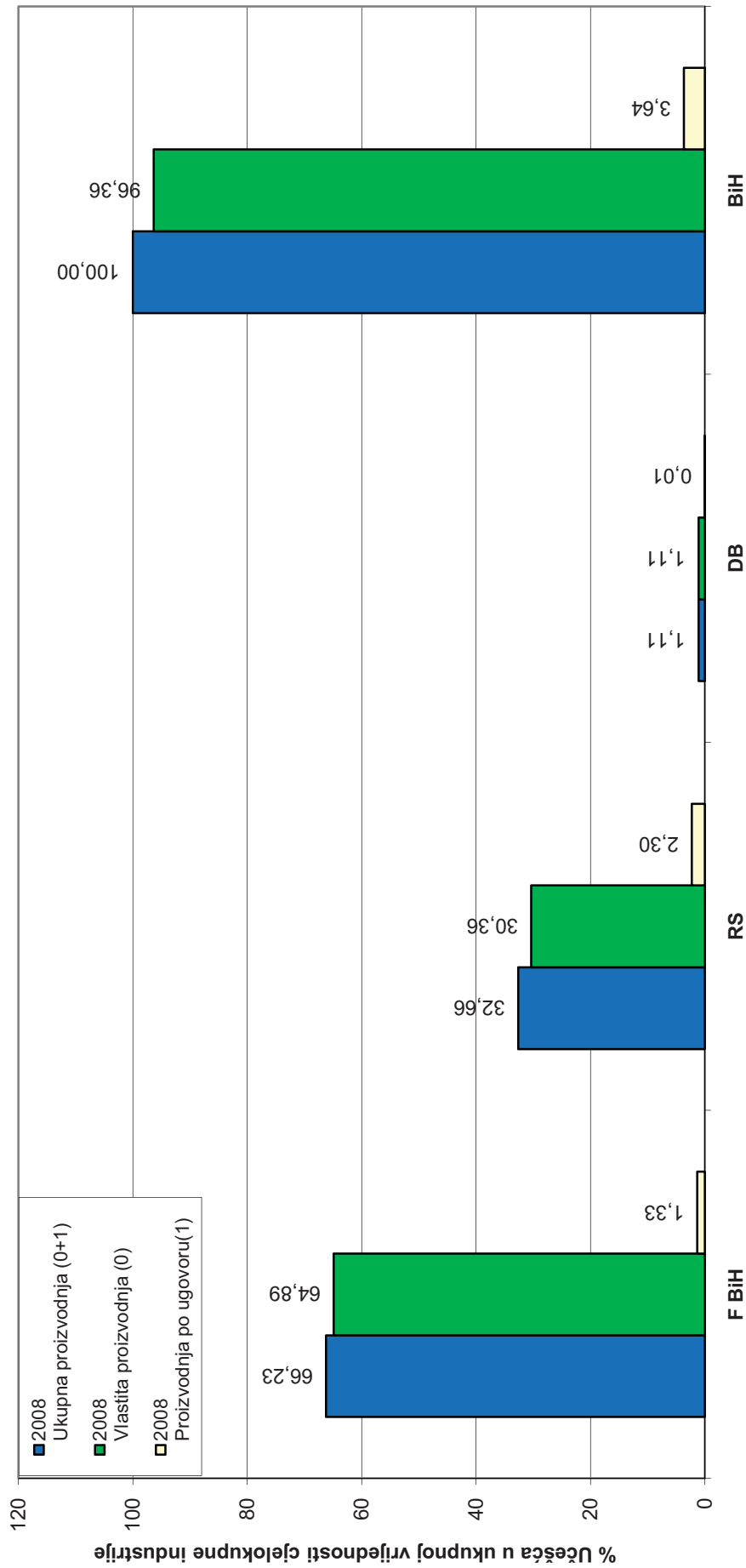


**Industrijska proizvodnja u BiH 2008**  
**Ukupna industrija**  
**Vrijednost prodaje po vrsti proizvodnje u F BiH, RS i DB**



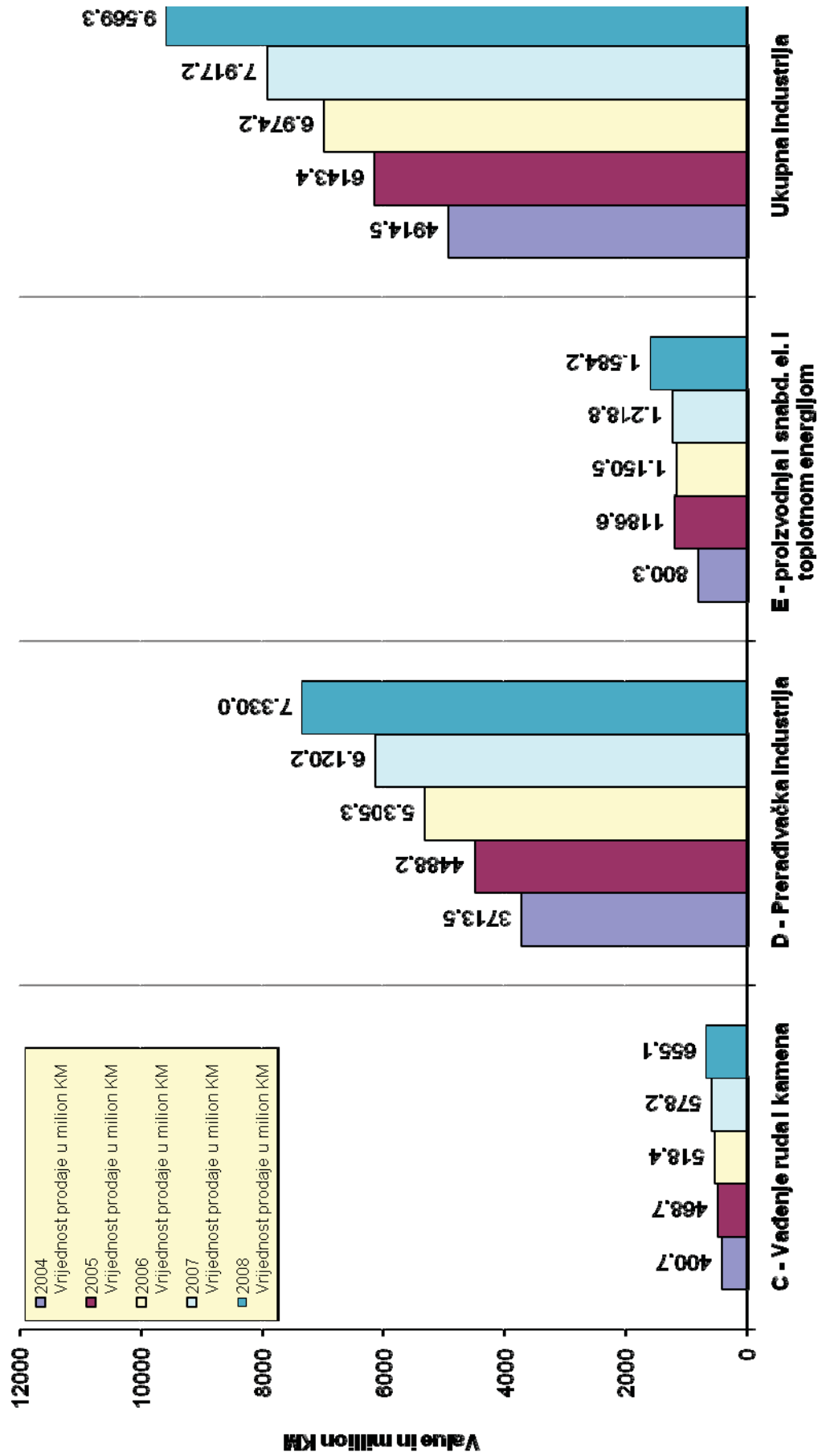


Industrijska proizvodnja u BiH 2008  
 Ukupna industrija  
 Struktura učešća F BiH, RS i DB u ukupnoj proizvodnji, po vrsti proizvodnje



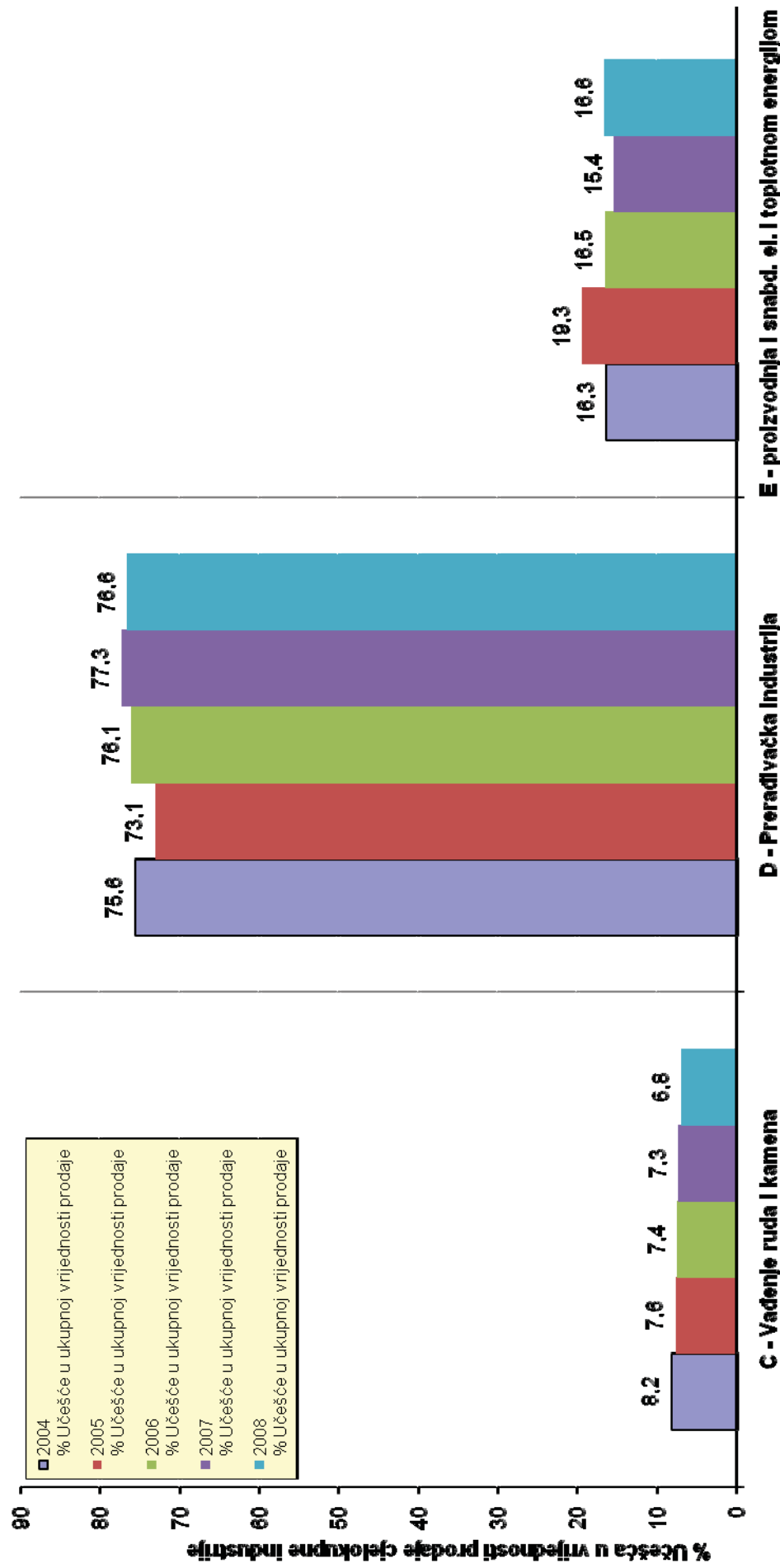
**Redovna Industrijska proizvodnja u BiH - 2004/2005/2006/2007/2008**

**Vrijednost prodaje po područjima djelatnosti C, D i E**

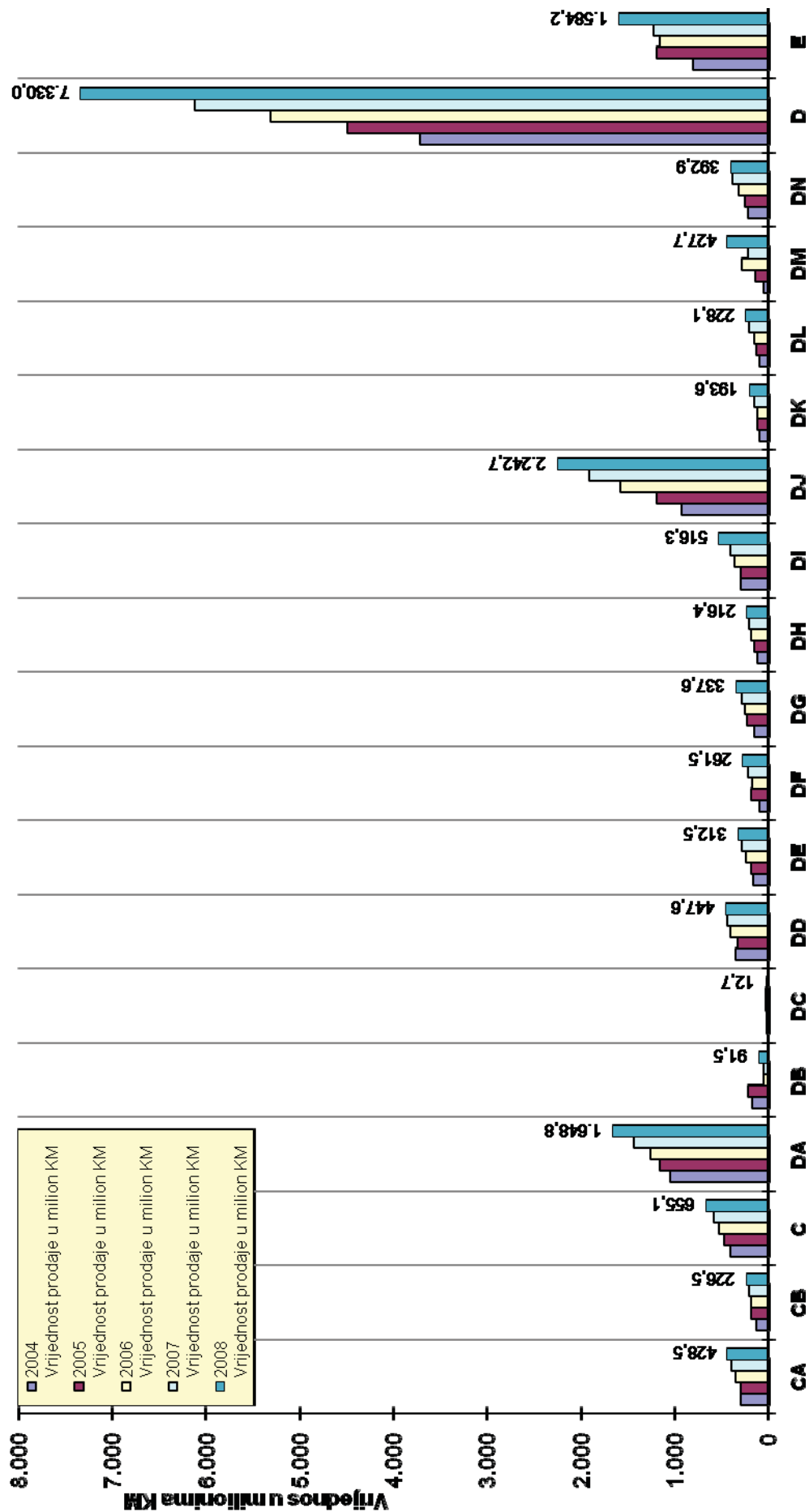


**Redovna Industrijska proizvodnja u BiH - 2004/2005/2006/2007/2008**

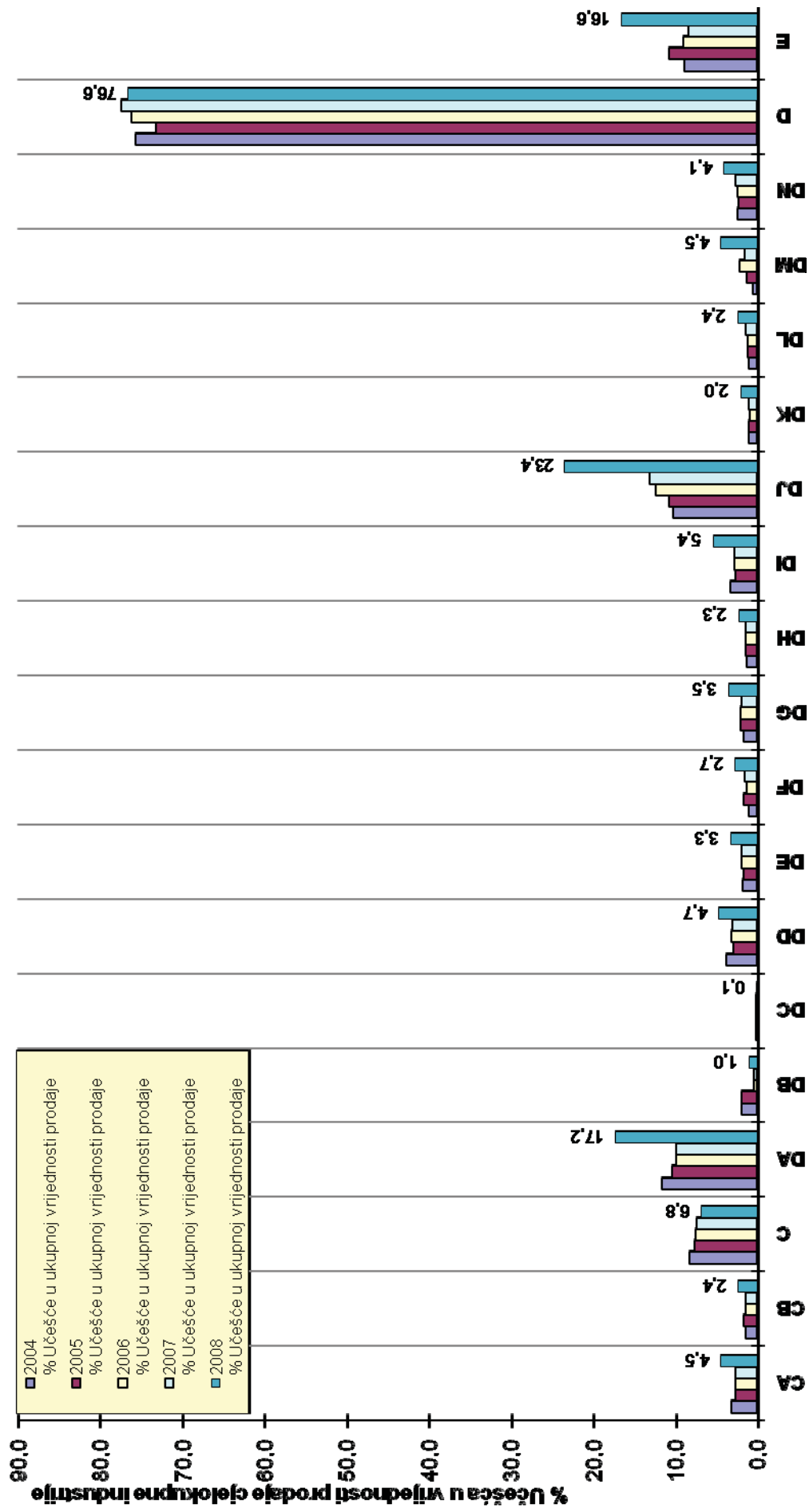
**Struktura vrijednosti prodaje po područjima C, D i E**



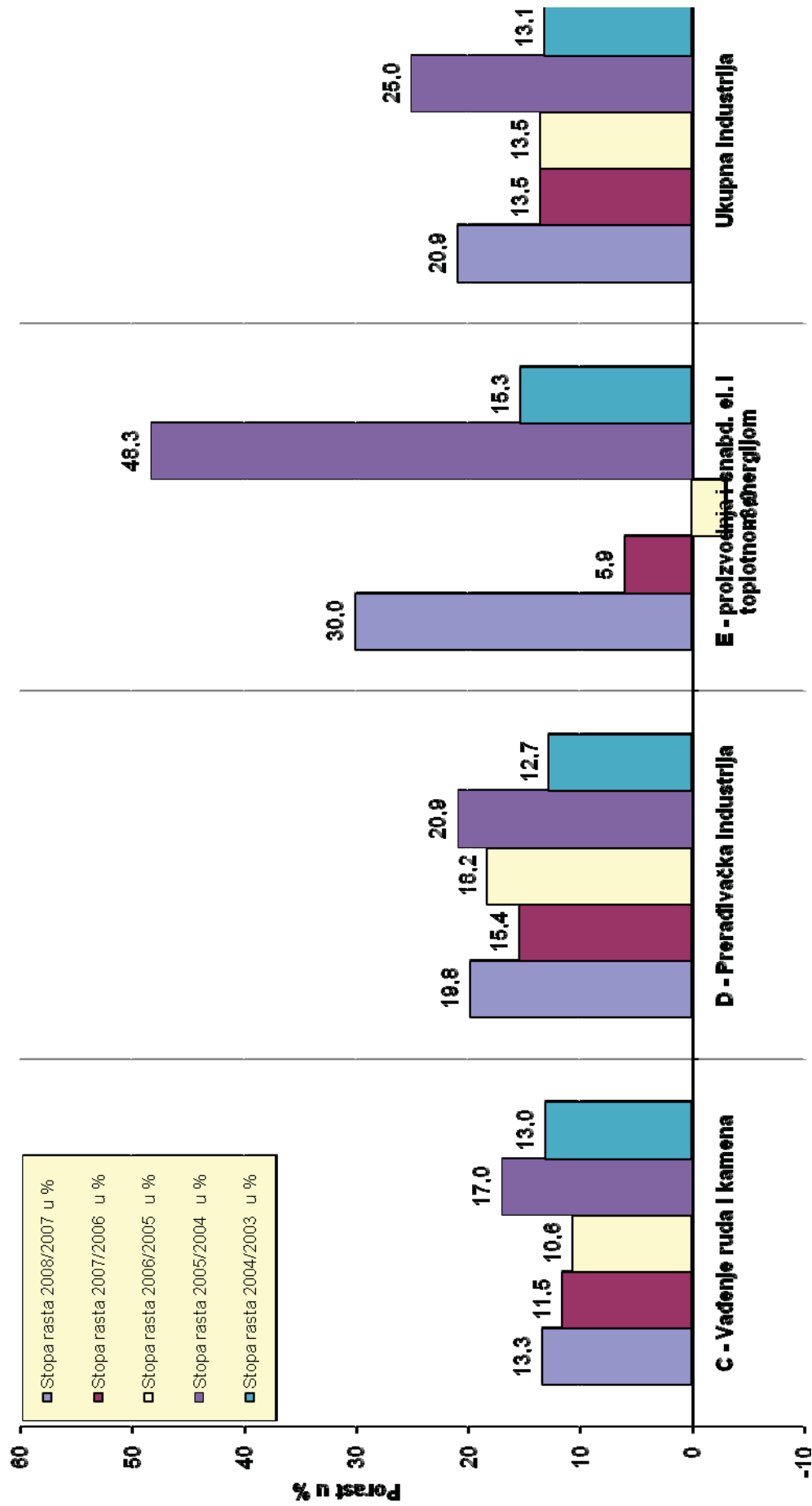
**Redovna Industrijska proizvodnja u BiH - 2004/2005/2006/2007/2008**  
**Vrijednost prodaje po područjima I potpodručjima djelatnosti**



**Redovna industrijska proizvodnja u BIH - 2004/2005/2006/2007/2008**  
**Struktura vrijednosti prodaje po područjima I potpodručjima djelatnosti**

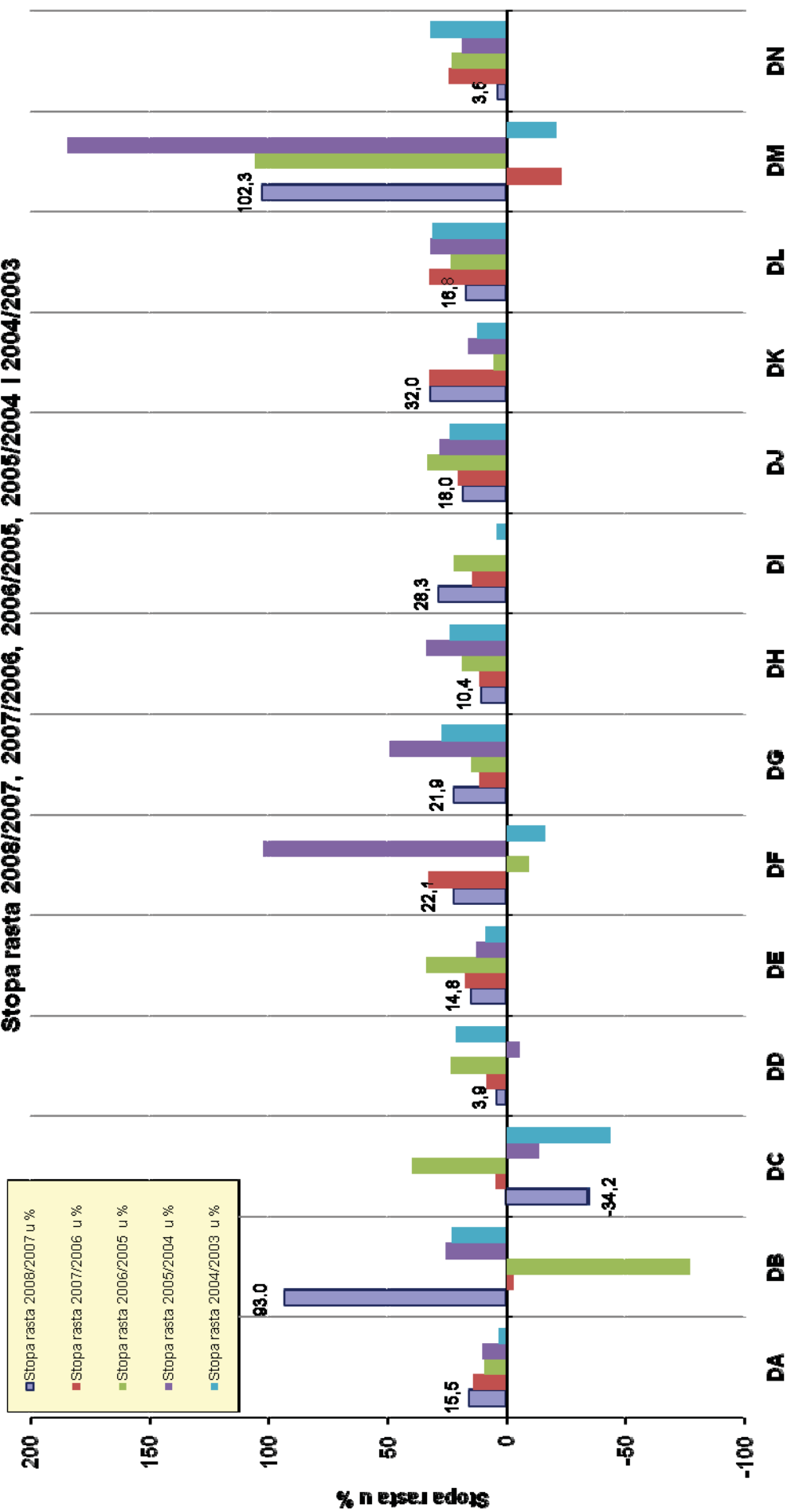


**Redovna Industrijska proizvodnja u BiH**  
**Cjelokupna industrija i područja C, D i E**  
**Stopa rasta vrijednosti prodaje 2008/2007, 2007/2006, 2006/2005, 2005/2004 i 2004/2003**



Redovna Industrijska proizvodnja u BiH

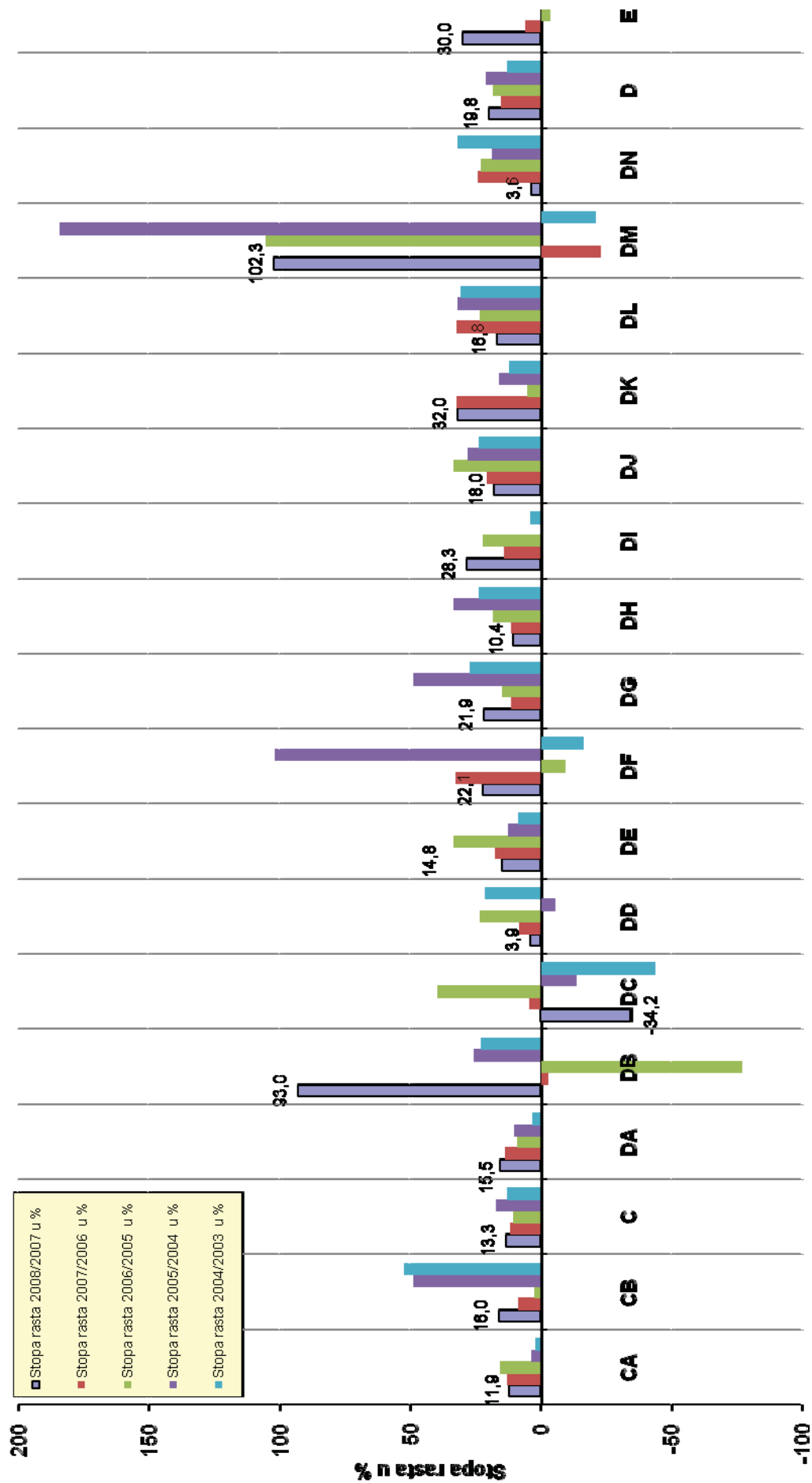
D - Prerađivačka industrija po potpodručjima  
Stopa rasta 2008/2007, 2007/2006, 2006/2005, 2005/2004 i 2004/2003





**Redovna Industrijska proizvodnja**

**Cjelokupna Industrija po potpodručjima  
Stopa rasta 2008/2007, 2007/2006, 2006/2005, 2005/2004 i 2004/2003**





## FOREWORD

Bulletin on industrial production is a publication of the Agency for Statistics of Bosnia and Herzegovina that contains a comprehensive overview of official statistical data on characteristics of industrial production in Bosnia and Herzegovina.

According to the Statistical Law of Bosnia and Herzegovina (Official Gazette of Bosnia and Herzegovina, No. 34/2002) Agency for Statistics of Bosnia and Herzegovina is in charge of the production and publishing of aggregated official statistics for Bosnia and Herzegovina, in accordance with the internationally accepted methodology, using data submitted by the Entity Statistical Institutes and by the Branch Office of the Agency for Statistics of Bosnia and Herzegovina - District Brčko.

Data on annual industrial production on own account in Bosnia and Herzegovina was collected uniformly for the first time for the year 2003, and the results were published in the beginning of 2005. From that point onward annual results on industrial production have been published on regular basis.

Regular annual data collection on industrial production in Bosnia and Herzegovina and consequent data processing is based on use of single Nomenclature of industrial production in Bosnia and Herzegovina – NIP BiH, which is to be regularly updated with relevant regulations and nomenclatures of European Union, and also based on uniform methodological approach

We would like to take this opportunity to express our gratitude to the Institute of Statistics of the Federation of Bosnia and Herzegovina and to the Republic Institute of Statistics of Republika Srpska for providing data necessary for this publication

All suggestions by users of statistical data, which lead to further improvements of this publication will be gratefully accepted

Sarajevo, November 2009

Director

Zdenko Milinović



## INTRODUCTION

Data on regular industrial production (on own account) in Bosnia and Herzegovina was published for the first time in the beginning of 2005, covering the production of the year 2003. From that point onward such results have been included in the publishing plan of the Agency for statistics of Bosnia and Herzegovina, on regular basis.

Starting with annual data on 2005 the data on contract based industrial production has also been published on the regular basis, not only the data on the industrial production on own account (regular production).

The annual survey on industry in Bosnia and Herzegovina IND 21 for the year 2008 is oriented to the collection and processing of data at the level of product, while data collection related to the structure of production has been currently in the process of harmonization with European union standards (SBS Regulation<sup>1)</sup>). The annual survey is fully harmonized between all official statistical institutions of Bosnia and Herzegovina, but it is compliant, in great extent, with international, primarily European standards and regulations. The following main objectives were set upon annual survey on industry:

- data collection, processing and publishing of annual statistics on industrial production in BiH, covering the territories of both entities and their administrative units, as well as territory of District Broke, focused on products specified in Nomenclature of Industrial Products of Bosnia and Herzegovina – NIP BiH 2005 (based on PRODCOM list 2005, i.e. PRODCOM regulation of EE<sup>L</sup>) - that means carrying out the annual PRODCOM survey on industrial production,
- collection of data necessary to establish harmonized system of weights (level of macro product) to be used in compilation of monthly volume indicator of industrial production in Bosnia and Herzegovina, in each entity and in District Brčko, in accordance with European standards and regulations,
- dissemination of data on industrial production (PRODCOM results) to domestic and international users,
- diseminacija podataka o industrijskoj proizvodnji (PRODCOM rezultata) domaćim i međunarodnim korisnicima,

**PRODCOM survey** is oriented to the product and is dealing with direct data on volume and value of sales of industrial production, at the detailed level of a single product, as it is specified in nomenclature of industrial products. The subject of the survey is industrial production, accomplished at the territory of Bosnia and Herzegovina, in the period of reporting year.

The publication is presenting, in systematic way, the data collected through 2008 annual PRODCOM survey and gives information on volume of production, volume and value of sales of industrial products (goods and services) in Bosnia and Herzegovina, which are results of regular production (0) carried out in reporting unit (based on own or purchased raw materials), as well as production based on contract (1).

Data on industrial production in 2008 are collected using the Nomenclature of Industrial Products of Bosnia and Herzegovina – NIP BiH 2005, which was published in Official Gazette of Bosnia and Herzegovina, No. 19/06 dated on 20. 03. 2006. In 2006 NIP BiH 2005 was introduced as obligatory standard for annual statistical surveys in industry, but starting with 2006 it should be obligatory standard for all statistical surveys in the field of industry and for all statistical activities that require collection, processing and presentation of results, based on industrial products. Direct comparison of PRODCOM data for 2007 with already published data for 2003 and 2004, could not be done at product level just because of introduction of the new nomenclature of industrial products of Bosnia and Herzegovina, but it is possible to compare directly individual data for 2005, 2006, 2007 and 2008.

## ABBREVIATIONS

BHAS	Agency for Statistics of Bosnia and Herzegovina
B&H	Bosnia and Herzegovina
DB	District Brčko
n.e.c.	not elsewhere classified
ECSC	European Coal and Steel Community
ef. hrs	effective hours
FB&H	Federation of Bosnia and Herzegovina
FZS	Federal Office of Statistics
GT	Gross Tonnage (2,8316 m <sup>3</sup> )
hl	hectoliter
1000	thousand
kg	kilogram
p/st	piece
l	liter
m	meter
m <sup>2</sup>	square meter
m <sup>3</sup>	cubic meter
mil. p/st	million of pieces
MWh	Megawathour
Extns	extension
RS	Republika Srpska
RZSRS	Institute for Statistics of Republika Srpska
EDB	Statistical Office of District Brčko (Branch Office of BHAS)
t	ton
TJ	TerraJoule (gross calorific value)
-	data is less than measuring unit

## METHODOLOGICAL EXPLANATIONS

### 1. ORGANIZATION OF THE SURVEY

Agency for Statistics of Bosnia and Herzegovina (BHAS), Federal Office of Statistics (FZS) together with its cantonal offices, Institute for Statistics of Republika Srpska (RZSRS) together with its regional offices and Branch Office of Agency for Statistics of Bosnia and Herzegovina - District Brčko (EDB) took part in implementation of annual survey on industry.

BHAS, FZS and RZSRS had harmonized, in full coordination, the methodology of annual survey on industry for 2008 and jointly agreed upon the contents and the form of questionnaire and also prepared instructions for filling it up.

FZS, RZSRS and EDB organized the whole field work i.e. they printed and distributed questionnaires and all accompanying documents, necessary for survey to be carried out.

In the course of their standard works FZS, RZSRS and EDB used to create and update address lists of statistical units to be followed up through industry surveys. These address lists were used as a basis for annual survey on industry.

FZS, RZSRS and EDB held all necessary trainings in different cantonal/regional and central statistical offices, and altogether with statisticians from local offices they organized direct visits to reporting units, whenever it was judged as important. All major difficulties they resolved in direct contact with reporting units.

Computer applications for data entry, checking, control and processing were developed in statistical institute of each Entity, reflecting the objectives of the annual survey on industry and structure and contents of the questionnaire.

Agency for statistics of Bosnia and Herzegovina made the agreement with FZS and RZSRS upon the contents, type and form of data to be transmitted for further processing, and developed IT application for taking over, aggregation and compilation of PRODCOM results for the level of Bosnia and Herzegovina.

FZS, RZSRS and EDB collected completed questionnaires and get done all activities related to data entry, analysis and control. After appropriate checks and controls, the collected data was submitted to BHAS in required form.

FZS, RZSRS and EDB accomplished the first stage processing of collected PRODCOM data such that necessary information, in required form, was submitted to BHAS.

BHAS aggregated the data collected from FZS, RZSRS and EDB and prepared and published PRODCOM results for Bosnia and Herzegovina. Data for the level of Bosnia and Herzegovina were compiled from clarified, checked and processed data originated from entities' statistical institutes and statistical branch office of District Brčko.

### 2. CONCEPTS AND DEFINITIONS

#### *Industry*

The term industry, as it is used in annual survey on industry IND-21, refers to the three sections of the classification of activities (according to NACE Rev.1.1):

C - MINING AND QUARRYING,

D - MANUFACTURING and

E - ELECTRICITY, GAS AND WATER SUPPLY

Definition of industry is just the same as the one used by EU.

Concepts and definitions of all other terms used in annual PRODCOM survey on industrial production (such as principal, secondary and ancillary activity, statistical units, product, goods, services, production on own account, contract processing, etc.) are taken from the introduction to NACE Rev1.1, from EU regulation on the



statistical units for the observation and analysis of the production system in the Community<sup>3)</sup>, from introduction to ISIC Rev. 3<sup>4)</sup> and from introduction to PRODCOM list 2005. Those definitions and concepts are harmonized with methodological frame of SNA 93 and ESA 95<sup>5)</sup>.

All specific explanations, given in this chapter, are relates only to the PRODCOM part of annual survey on industry, the results of which, those reflecting regular industrial production and contract based production are published in this publication.

### ***Statistical units***

Statistical units in business statistics are autonomous institutions and parts thereof that are contributing in performing the same economic activity. They are undertaking economic transactions of goods and services. In producing goods and services that could be sold, given to other parties without any compensation, or used for further processing and production, statistical units are utilizing their own labor force (manpower). The important attribute of statistical unit is its autonomy in making financial obligations and its right to be owner of tangible and intangible assets.

**Observation units** are those statistical units that statistics is compiled for, with the aim of monitoring and following up their characteristics and features. The basic limitation set upon statistical unit of observation is its autonomy in regard to financing and production process, what results in two types of observation units:

1. Units that are completely autonomous in regard to financing and production process (enterprise) and
2. Units that are autonomous only in regard to production process (enterprise units, i.e. parts of enterprise, so called establishments). Autonomy in decision-making means that such enterprise units are keeping administrative records on all basic characteristics of the process.

**Reporting units** are those statistical units that are required to provide data. They could be observation units that are subject of interest, but also they could be completely different units.

Reporting units of the PRODCOM part of annual survey on industry are legal units i.e. enterprises that are, in the register of business subjects of FZS, RZSRS and EDB, classified in the sections C, D and E (industry), as well as those enterprises that are not classified in industry sections, but have their business parts performing industrial activities.

Observation units of the PRODCOM part of annual survey on industry are enterprises and their parts i.e. enterprise units (establishments) that are engaged in industrial activities. Results of the industrial activity are goods and services, i.e. products as they are defined in nomenclature of industrial products.

**Enterprise** is the smallest combination of legal units that makes an organisational unit producing goods or services, which has a certain degree of autonomy in decision-making, especially for the allocation of its current resources. An enterprise carries out one or more activities at one or more locations.

**Enterprise unit i.e. establishment** is a part of enterprise (e.g. a workshop, factory, department etc) performing the same or different activity as the enterprise comprising it and is situated at the same or different location. The definition of enterprise unit is not completely comparable with definitions stipulated in Council Regulation (EEC) No 696/93 on the statistical units for observation and analysing within European Community, but it is closest to the definition of **establishment**, as it is given in UN statistical standard (chapter

---

<sup>3)</sup> Council Regulation (EEC) No 696/93 on the statistical units for observation and analyzing within European Community

<sup>4)</sup> ISIC Rev 3 - International Standard Industrial Classification

<sup>5)</sup> System of National Accounts 1993 - SNA 93 (ISBN 92-1-161352-3) and European System of National Accounts 1995 ESA 95 (EEC regulationNo 2223/96), harmonized with SNA 93.

106 of introduction to the UN classification of activities ISIC Rev. 3 and System of National Accounts SNA 93).

Activity of statistical unit is determined at the subclass level of Classification of Activities of Bosnia and Herzegovina KD BiH.

### ***Data***

Data on realized i.e. total production, internal intermediate consumption, stocks and sold production are collected through PRODCOM part of annual survey on industry. In such a way, for some specific product, data on production is presented as the source side and data on internal consumption, sales and final stocks as expenditure side in the balance of available quantities.

Data on volume of industrial production realized, as well as data on market effect of such a production (production sold in terms of quantity and value) were selected for publishing, covering: regular production i.e. production for own account and contract based production i.e. contract processing.

Also, the sum of data on production on own account and data on contract processing is selected for publishing. The production sold comprises also sales of the stocks effected during the reporting period.

**Product** is the outcome of economic activity, which is defined as separate item in the nomenclature of industrial products. It is the generic term applied to goods, that have physical characteristics, and to services.

**Goods** are physical objects for which a demand exists, over which ownership rights can be established and whose ownership can be transferred from one institutional unit to another by engaging in transactions on markets. They are in demand because they may be used to satisfy the needs or wants of households or the community or used to produce other goods or services. The production and exchange of goods are quite separate activities. Some goods may never be exchanged while others may be bought and sold numerous times. The separation of the production of a good from its subsequent sale or resale is an economically significant characteristic of a good that is not shared by a service.

**Services** are not separate entities over which ownership rights can be established. They cannot be traded separately from their production. Services are heterogeneous outputs produced to order and typically consist of changes in the conditions of the consuming units realized by the activities of producers at the demand of the consumers. By the time their production is completed they must have been provided to the consumers. The production of services must be confined to activities that are capable of being carried out by one unit for the benefit of another.

**Finished product** is each products for which processing have been completed i.e. the product that have undergone some processing and reached such a degree of transformation or treatment that it became a new product and should be assigned specific code and description listed in the nomenclature of industrial products. Such definition of finished product also covers all finishing works related to the specific product, such as cleaning, packing, quality testing, sorting etc. The volume of damaged and incorrect products (wastes) are not to be considered as finished products.

**Intermediate product** is the product, processed in such a degree that it became a new product which is specified in nomenclature of industrial product, produced by enterprise or one of its parts (establishments) and used in the same enterprise, or in the same or other part of the enterprise, for further processing such to become new product or to be assembled such to create new product, as defined in nomenclature of industrial products. Goods and product purchased from third parties to be resold, in the same shape, form and quality as purchased, are not considered as intermediate products. Also, product used for investment in fixed assets of the enterprise or parts of the enterprise are not considered as intermediate products.

**Production**

**Total production** is the actual quantity of the single product, assigned a single code and description in the nomenclature of industrial products, produced during the reference year in the observation unit, irrespective of whether sold to the third parties in the country or abroad (exports), put into stock or used for further processing (intermediate products), or combined.

**Production sold** is the production, in terms of volume and value, that was carried out at some time and which has been sold (invoiced) during the reference period (reporting year).

**Value of production sold** should be calculated on the basis of the ex-works selling price (producer price) obtained during the reporting period. The value of the production sold always includes packaging costs, even if they are invoiced separately. However, the following are not included:

- any turnover tax and consumer tax charged
- separately charged freight costs
- any discounts granted to customers

**Regular production** is the production accomplished by the observation unit on own account, utilizing the purchased or its own raw materials.

**Contract processing** is the type of service processing in industry that takes place when business subject, based on contract agreement, utilizes material supplied free of charge by the principal (unit that orders the production) and produces or processes certain product defined by the nomenclature of industrial products. This production must be reported by the contractor i.e. business subject (observation unit) that processed material supplied by the principal. The value of production to be recorded is the fee paid by the principal to the contractor. In any contract processing arrangement, the principal and the contractor must be different statistical units; contract processing between different plants belonging to the same enterprises is not possible.

**Industrial services** cover treatment, repairs, maintenance and assembly work (mounting, installation and assembling) that are performed by observation unit or its parts and which is invoiced separately. Each industrial service should be reported separately for each specific type of service, as specified in nomenclature of industrial products and specific measuring unit should be applied – effective hours, or thousands of effective hours. An exception is Division 17 of classification of activities - textile finishing, where the finishing production has to be reported in volume too. The value of industrial services are expressed in thousands of KM

Contract processing (production of goods based on contract and provision of industrial services based on contract) are presented in this publication apart from regular production (production on own account).

**3. IMPORTANT NOTES**

In October 2006 the single, state level Classification of Economic Activities of Bosnia and Herzegovina KD BiH was officially accepted, which is fully harmonized with NACE Rev. 1.1. (Law on KD BiH, Official Gazette of Bosnia and Herzegovina, No. 76/06 and Decision on KD BiH, Official Gazette of Bosnia and Herzegovina, No. 84/06).

Description of activities from the Classification of Economic Activities of Bosnia and Herzegovina KD BiH are used for the purpose of presenting the results on the state level.

The coverage of the PRODCOM part of annual survey on industry is not full and is not harmonized between entities and District Brčko. The coverage is based on the address list of statistical units for annual statistical survey on industry, that is separately kept in FZS, RZSRS and EDB. Starting from 2006 the coverage in FZS has been expanded to those reporting units, out of the complete address list, that have 10 and more employees and

those reporting units whose total turnover is larger or equal 500.000 KM. An annual coverage update is made in RZSRS, taking into account the additional criterion: selected statistical units should cover  $\geq 90\%$  of production in each class. U In EDB all reporting units from address list are included in the survey. For the moment totally adjustment of the survey coverage has not been done yet.



**INDUSTRIAL PRODUCTION AND SALES OF INDUSTRIAL PRODUCTS  
IN BOSNIA AND HERZEGOVINA - 2008**

Code	Product and activity	Type of production	Measuring unit	Total production	Production sold	Production value sold (in .000 KM)
<b>C</b>	<b>MINING AND QUARRYING</b>					
<b>CA</b>	<b>MINING AND QUARRYING OF ENERGY PRODUCING MATERIALS</b>					
<b>10</b>	<b>Mining of coal and lignite; extraction of peat</b>					
<b>10.2</b>	<b>Mining and agglomeration of lignite</b>					
<b>10.20</b>	<b>Mining and agglomeration of lignite</b>					
10.20.10.30.01	Brown coal	0	t	2.080.281	2.074.447	129.817
10.20.10.30.03	Brown coal powder	0	t	3.794.316	2.086.336	151.441
10.20.10.30.04	Lignite coal	0	t	3.233.337	1.170.657	53.107
10.20.10.30.06	Lignite coal powder	0	t	2.135.882	2.135.882	94.169
<b>CB</b>	<b>MINING AND QUARRYING, EXCEPT OF ENERGY PRODUCING MATERIALS</b>					
<b>13</b>	<b>Mining of metal ores</b>					
<b>13.1</b>	<b>Mining of iron ores</b>					
<b>13.10</b>	<b>Mining of iron ores</b>					
13.10.10.30.02	Non-agglomerated iron ores with $\geq 42\%$ Fe	0	t	1.481.730	0	0
13.10.10.50.01	Agglomerated iron ores and concentrates with $< 42\%$ Fe	0	t	0	570	5
13.10.10.50.02	Agglomerated iron ores and concentrates with $\geq 42\%$	0	t	1.185.629	1.155.334	40.542
<b>13.2</b>	<b>Mining of non-ferrous metal ores, except uranium and thorium ores</b>					
<b>13.20</b>	<b>Mining of non-ferrous metal ores, except uranium and thorium ores</b>					
13.20.13.00.00	Aluminium ores and concentrates	0	t	1.018.333	1.014.332	50.991
13.20.15.50.00	Lead ores and concentrates	0	t	6.029	5.679	9.421
13.20.15.70.00	Zinc ores and concentrates	0	t	8.595	8.595	4.164
<b>14</b>	<b>Other mining and quarrying</b>					
<b>14.1</b>	<b>Quarrying of stone</b>					
<b>14.11</b>	<b>Quarrying of ornamental and building stone</b>					
14.11.11.33.00	Marble and travertine, crude or roughly trimmed	0	t	1.120	1.120	64
14.11.11.37.00	Marble and travertine merely cut into rectangular or square blocks or slabs of a thickness $> 25$ cm	0	t	4.665	4.265	948
14.11.11.50.00	Ecaussine and other calcareous monumental or building stone of an apparent specific gravity $\geq 2.5$	0	t	181.493	0	0
14.11.12.33.00	Granite, crude or roughly trimmed	0	t	23.764	22.840	4.568

*Type of production:* 0 – Production on own account, 1 – Contract processing

*Production value sold:* \* - The data is less than measuring unit

**INDUSTRIAL PRODUCTION IN 2008– THE FIRST RELEASE OF PRODCOM RESULTS**

Code	Product and activity	Type of production	Measuring unit	Total production	Production sold	Production value sold (in .000 KM)
14.11.12.90.00	Porphyry, basalt and other monumental/building stone, crude, roughly trimmed/merely cut (excluding calcareous monumental/ building stone of gravity>2.5kg/10m <sup>3</sup> granite and sandstone)	0	t	188.410	188.410	2.723
<b>14.12</b>	<b>Quarrying of limestone, gypsum and chalk</b>					
14.12.10.30.00	Gypsum and anhydrite	0	t	150.039	147.168	2.588
14.12.10.50.01	Limestone crushed used for the manufacture of lime or cement	0	t	2.001.531	1.593.267	13.149
14.12.10.50.02	Limestone powdered	0	t	401.739	340.095	5.115
14.12.20.30.01	Dolomite, crude	0	t	134.991	96.784	938
14.12.20.30.03	Dolomite, powdered	0	t	16.635	17.045	1.047
<b>14.13</b>	<b>Quarrying of slate</b>					
14.13.10.00.00	Slate, crude, roughly trimmed or merely cut into rectangular or square blocks or slabs	0	t	2.181	2.183	195
<b>14.2</b>	<b>Quarrying of sand and clay</b>					
<b>14.21</b>	<b>Operation of gravel and sand pits</b>					
14.21.11.50.00	Silica sands (quartz sands or industrial sands)	0	t	702.018	702.080	7.673
14.21.11.90.00	Construction sands such as clayey sands; kaolinic sands; felspathic sands (excluding silica sands, metal bearing sands)	0	t	175.527	149.411	1.407
14.21.12.10.01	Gravel	0	t	1.475.433	1.266.202	7.310
14.21.12.10.02	Pebbles, shingle and flint	0+1	t	30.535	30.535	66
		0	t	4.500	4.500	29
		1	t	26.035	26.035	37
14.21.12.30.01	Crushed or cut dolomite for concrete aggregates, for road stone and for other construction use	0	t	1.115.736	968.905	9.967
14.21.12.30.02	Other crushed or cut stone used for concrete aggregates, for road stone and for other construction use	0	t	3.254.862	3.027.599	25.940
14.21.12.50.00	Granules; chippings and powder of marble	0	t	1.736	2.046	303
14.21.12.90.00	Granules; chippings and powder of travertine; Ecaussine; granite; porphyry; basalt; sandstone and other monumental stone	0	t	1.509	0	0
14.21.13.30.01	Slag for construction use	0	t	32.213	8.740	84
14.21.13.30.02	Other aggregates for use in construction, made of slag, slacks and similar industrial wastes	0	t	164.930	170.342	1.642
<b>14.22</b>	<b>Mining of clays and kaolin</b>					
14.22.11.40.00	Kaolin	0+1	t	259.325	251.656	1.162
		0	t	64.001	56.332	845
		1	t	195.324	195.324	317
14.22.11.60.00	Kaolinic clays (ball and plastic clays)	0	t	10.704	11.740	215

*Type of production:* 0 – Production on own account, 1 – Contract processing

*Production value sold:* \* - The data is less than measuring unit



**INDUSTRIAL PRODUCTION IN 2008– THE FIRST RELEASE OF PRODCOM RESULTS**

Code	Product and activity	Type of production	Measuring unit	Total production	Production sold	Production value sold (in .000 KM)
14.22.12.10.00	Bentonite (sodium and calcium smectite); attapulgite and sepiolite	0	t	30.504	30.504	919
<b>14.3</b>	<b>Mining of chemical and fertilizer minerals</b>					
<b>14.30</b>	<b>Mining of chemical and fertilizer minerals</b>					
14.30.13.13.00	Natural barium sulphate (barytes)	0	t	54	64	21
<b>14.4</b>	<b>Production of salt</b>					
<b>14.40</b>	<b>Production of salt</b>					
14.40.10.00.01	Rock salt (dry mined) for cooking	0	t	80.339	79.036	20.762
14.40.10.00.05	Salt in brine (solution mined)	0	t	474.783	459.265	6.430
<b>14.5</b>	<b>Other mining and quarrying n.e.c.</b>					
<b>14.50</b>	<b>Other mining and quarrying n.e.c.</b>					
14.50.23.13.00	Natural graphite	0	t	272.084	267.026	5.647
14.50.23.15.01	Quartz and quartz sands, crude	0	t	82.567	59.931	885

**D MANUFACTURING**

**DA MANUFACTURE OF FOOD PRODUCTS, BEVERAGES AND TOBACCO**

**15 Manufacture of food products and beverages**

**15.1 Production, processing and preserving of meat and meat products**

**15.11 Production and preserving of meat**

15.11.11.40.00	Fresh or chilled carcasses; half-carcasses and quarters with bone in; of beef and veal	0	kg	513.703	348.727	2.838
15.11.11.90.01	Fresh or chilled cuts of beef and veal	0+1	kg	6.187.732	4.971.883	35.629
		0	kg	6.179.182	4.963.333	35.628
		1	kg	8.550	8.550	1
15.11.11.90.02	Fresh or chilled cuts of baby beef	0+1	kg	1.010.676	985.083	10.389
		0	kg	1.010.305	984.712	10.389
		1	kg	371	371	*
15.11.12.00.01	Frozen cuts of beef and veal	0	kg	277.204	260.692	916
15.11.13.30.00	Fresh or chilled carcasses and half-carcasses of pig meat (including fresh meat packed with salt as a temporary preservative)	0	kg	2.635.046	1.042.367	7.421
15.11.13.50.00	Fresh or chilled hams; shoulders and cuts thereof with bone in; of pig meat (including fresh meat packed with salt as a temporary preservative)	0	kg	618.976	397.424	3.447
15.11.15.00.00	Fresh or chilled carcasses; half-carcasses and cuts of lamb or sheep	0	kg	178.747	178.594	1.537
15.11.16.00.00	Frozen carcasses; half-carcasses and cuts of lamb or sheep	0	kg	5.638	5.638	31
15.11.19.00.00	Fresh, chilled or frozen edible offal of bovine animals, swine, sheep, goats, horses, asses, mules and hinnies	0	kg	35.022	33.134	159

*Type of production:* 0 – Production on own account, 1 – Contract processing

*Production value sold:* \* - The data is less than measuring unit

**INDUSTRIAL PRODUCTION IN 2008– THE FIRST RELEASE OF PRODCOM RESULTS**

Code	Product and activity	Type of production	Measuring unit	Total production	Production sold	Production value sold (in .000 KM)
15.11.24.00.00	Raw hides and skins of bovine or equine animals, whole	0	kom	375.414	369.359	14.337
15.11.25.00.00	Raw hides and skins of bovine or equine animals (excluding whole)	0	kg	5.629.109	5.457.817	12.899
15.11.26.00.00	Skins of sheep or lambs	0	kom	189.204	198.588	911
15.11.27.00.00	Raw hides and skins of goats or kids but not tanned, fresh or preserved	0	kom	276	276	*
15.11.30.40.00	Pig fat free of lean meat; fresh; chilled; frozen; salted; in brine or smoked (excluding rendered)	0	kg	127.668	9.136	49
15.11.30.60.00	Lard and other pig fat; rendered	0	kg	26.718	32.779	56
15.11.40.90.00	Animal disposal; unfit for human consumption (excluding fish, guts; bladders and stomachs)	0	kg	62.180	72.795	740
<b>15.12</b>	<b>Production and preserving of poultrymeat</b>					
15.12.11.13.00	Fresh or chilled whole chickens	0	kg	3.692.288	3.564.741	15.735
15.12.11.53.00	Fresh or chilled cuts of chicken	0	kg	2.787.760	2.863.850	14.329
15.12.11.70.00	Fresh or chilled poultry offal (excluding fatty livers of geese and ducks)	0	kg	1.772.863	1.785.470	3.303
15.12.12.13.00	Frozen whole chickens	0	kg	1.039.411	1.035.312	5.004
15.12.12.53.00	Frozen cuts of chicken	0	kg	649.935	643.308	3.700
15.12.12.71.00	Frozen poultry offal (excluding liver)	0	kg	357.117	355.897	782
15.12.12.75.00	Frozen poultry livers	0	kg	13.660	13.660	23
<b>15.13</b>	<b>Production of meat and poultrymeat products</b>					
15.13.11.10.00	Hams; shoulders and cuts thereof with bone in of swine; salted; in brine; dried or smoked	0	kg	215.693	213.017	3.346
15.13.11.30.00	Bellies and cuts thereof of swine; salted; in brine; dried or smoked	0	kg	636.284	644.875	4.645
15.13.11.50.00	Pig meat salted, in brine, dried or smoked (including bacon, 3/4 sides/middles, fore-ends, loins and cuts thereof; excluding hams, shoulders and cuts thereof with bone in, bellies and cuts thereof)	0	kg	894.942	919.858	6.099
15.13.11.70.00	Beef and veal salted; in brine; dried or smoked	0	kg	401.327	406.216	4.094
15.13.11.90.00	Meat salted; in brine; dried or smoked; edible flours and meals of meat or meat offal (excluding pig-meat; beef and veal salted; in brine; dried or smoked)	0	kg	71.451	71.576	331
15.13.12.13.00	Sausages and similar products of liver (including pates and pastes in sausage casings or pressed into a sausage shape)	0	kg	2.005.000	2.005.000	7.986
15.13.12.15.01	Sausages not of liver, durable	0	kg	1.075.678	1.109.213	12.404
15.13.12.15.02	Sausages not of liver, semi durable	0	kg	5.428.233	5.528.463	28.545
15.13.12.15.03	Sausages not of liver, boiled	0	kg	13.744.662	13.798.285	59.034
15.13.12.15.04	Sausages not of liver, cooked	0	kg	581.154	578.696	3.712

*Type of production:* 0 – Production on own account, 1 – Contract processing

*Production value sold:* \* - The data is less than measuring unit

**INDUSTRIAL PRODUCTION IN 2008– THE FIRST RELEASE OF PRODCOM RESULTS**

Code	Product and activity	Type of production	Measuring unit	Total production	Production sold	Production value sold (in .000 KM)
15.13.12.25.00	Preparations of animal liver (including pâtés and pastes other than in sausage) food preparations containing > 20 % of meat (excluding sausages/homogenized preparations, of goose or duck)	0	kg	280.800	290.658	2.558
15.13.12.33.00	Other turkey meat: prepared or preserved	0	kg	285.160	287.151	2.265
15.13.12.35.00	Other poultry meat: prepared or preserved	0	kg	4.631.108	4.315.360	38.736
15.13.12.53.00	Prepared pork meals containing < 40 % but > 20 % of meat/meat offal (including mixtures; fats of any kind/prepared meals, pies and pasties, excluding homogenised preparations)	0	kg	42.084	31.574	207
15.13.12.59.00	Preparations of pork (including mixtures; fats of any kind or origin, excluding sausages and similar products, pates and pastes, homogenized preparations)	0	kg	8.204	7.918	40
15.13.12.60.00	Preparations of beef and veal	0	kg	951.375	996.727	7.321
<b>15.2</b>	<b>Processing and preserving of fish and fish products</b>					
<b>15.20</b>	<b>Processing and preserving of fish and fish products</b>					
15.20.13.70.00	Dried fish; whether or not salted; fish; salted but not dried; fish in brine (excluding fillets, smoked)	0	kg	1.260	1.206	12
15.20.16.00.00	Prepared/preserved crustaceans, molluscs and other aquatic invertebrates (excluding chilled, frozen, dried, salted or in brine, crustaceans, in shell, cooked by steaming or boiling)	0	kg	212.058	226.177	4.867
<b>15.3</b>	<b>Processing and preserving of fruit and vegetables</b>					
<b>15.31</b>	<b>Processing and preserving of potatoes</b>					
15.31.12.10.00	Dried potatoes whether or not cut or sliced but not further prepared	0	kg	337.780	285.520	820
15.31.12.90.00	Potatoes prepared or preserved (including crisps; excluding frozen, dried, by vinegar or acetic acid, in the form of flour; meal or flakes)	0	kg	2.765.028	2.768.767	30.330
<b>15.32</b>	<b>Manufacture of fruit and vegetable juice</b>					
15.32.10.15.00	Unconcentrated orange juice (excluding frozen)	0	l	222.480	180.837	217
15.32.10.24.00	Tomato juice	0	l	113.647	115.037	190
15.32.10.26.00	Unconcentrated apple juice	0	l	388.502	442.677	524
15.32.10.29.00	Unconcentrated juice of any single fruit/vegetable, not fermented and not containing added spirit (excluding orange, grapefruit, pineapple, tomato, grape and apple juices)	0	l	10.899.309	10.906.371	16.306
15.32.10.30.00	Mixtures of unconcentrated fruit and vegetable juices	0	l	73.012	81.414	216
15.32.10.40.01	Concentrated juices made of southern fruits (agrumes, grapes, kiwi fruit)	0	l	31.980	32.660	91

*Type of production:* 0 – Production on own account, 1 – Contract processing

*Production value sold:* \* - The data is less than measuring unit

**INDUSTRIAL PRODUCTION IN 2008– THE FIRST RELEASE OF PRODCOM RESULTS**

Code	Product and activity	Type of production	Measuring unit	Total production	Production sold	Production value sold (in .000 KM)
15.32.10.40.02	Concentrated juices made of continental fruits (apples, pears, plums...)	0	l	1.348.514	1.403.100	4.459
15.32.10.40.04	Fruit syrups	0	l	3.410.653	3.394.336	6.564
<b>15.33</b>	<b>Processing and preserving of fruit and vegetables n.e.c.</b>					
15.33.11.00.01	Frozen green peas	1	kg	397.000	397.000	40
15.33.11.00.02	Frozen follicles	1	kg	47.000	47.000	5
15.33.11.00.06	Other frozen vegetables (excluding mixtures)	0	kg	150.000	0	0
15.33.13.30.00	Dried onions, whole, cut, sliced, broken or in powder, but not further prepared	0	kg	0	510	4
15.33.13.90.00	Dried vegetables; other than potatoes; onions; mushrooms and truffles; and mixtures of vegetables; whole; cut; sliced; broken or in powder; but not further prepared	0	kg	210.550	264.660	661
15.33.14.25.00	Unconcentrated tomato puree and paste	0	kg	157.805	133.834	241
15.33.14.27.00	Concentrated tomato puree and paste	0	kg	101.056	42.820	51
15.33.14.30.02	Prepared or preserved mushrooms and truffles (excluding by vinegar or acetic acid, dried, frozen)	0	kg	14.679	14.679	121
15.33.14.61.00	Sauerkraut prepared or preserved otherwise than by vinegar or acetic acid (excluding dried, frozen)	1	kg	242.000	78.000	31
15.33.14.90.01	Prepared vegetable mixtures and dishes, not frozen	0	kg	335.280	387.079	557
15.33.14.90.02	Unfrozen concentrated paprika puree (Ajvar)	0	kg	1.531.597	1.714.197	5.454
15.33.15.00.01	Cucumbers (nickels) prepared or preserved by vinegar or acetic acid	0	kg	4.263.016	4.729.285	7.775
15.33.15.00.02	Paprika prepared or preserved by vinegar or acetic acid	0	kg	1.937.240	2.214.265	4.181
15.33.15.00.03	Red beet prepared or preserved by vinegar or acetic acid	0	kg	461.254	666.156	968
15.33.15.00.04	Chilly peppers prepared or preserved by vinegar or acetic acid	0	kg	251.809	230.380	577
15.33.15.00.05	Mixed salads prepared or preserved by vinegar or acetic acid	0	kg	420.595	623.523	1.032
15.33.15.00.06	Other vegetables prepared or preserved by vinegar or acetic acid	0	kg	151.000	0	0
15.33.21.00.00	Frozen fruit and nuts uncooked or cooked by steaming or boiling in water	0	kg	2.790.132	2.142.993	3.074
15.33.22.90.01	Jams made of other fruits	0	kg	378.073	390.930	986
15.33.22.90.02	Fruit jellies made of other fruits	0	kg	92.532	103.754	336
15.33.22.90.03	Marmalade made of haws	0	kg	742.488	673.016	1.739
15.33.22.90.04	Marmalade made of one fruit type, excl. of haws	0	kg	2.455.342	2.915.178	4.934
15.33.22.90.05	Marmalade made of other mixed fruits	0	kg	1.416.064	1.187.910	2.100

*Type of production:* 0 – Production on own account, 1 – Contract processing

*Production value sold:* \* - The data is less than measuring unit

**INDUSTRIAL PRODUCTION IN 2008– THE FIRST RELEASE OF PRODCOM RESULTS**

Code	Product and activity	Type of production	Measuring unit	Total production	Production sold	Production value sold (in .000 KM)
15.33.22.90.06	Fruits in concentrated sweet syrup and fruit jellies made of other fruits and nuts	0	kg	107.897	71.985	410
15.33.23.30.00	Prepared or preserved groundnuts (including peanut butter; excluding by vinegar or acetic acid, frozen, purees and pastes)	0	kg	252.411	237.211	1.191
15.33.23.90.00	Prepared or preserved nuts; other than groundnuts; and other seeds and mixtures (excluding by vinegar or acetic acid, frozen, purees and pastes, preserved by sugar)	0	kg	159.062	164.277	930
15.33.25.20.03	Other dried fruits (excluding plums and figs) and their mixtures	0	kg	0	36.240	36
15.33.25.50.01	Fruit in syrup made of one fruit type or more fruit types	0	kg	56.770	102.855	211
15.33.25.50.02	Fruit pulps and pastes	0	kg	978.000	14.550	5
<b>15.4</b>	<b>Manufacture of vegetable and animal oils and fats</b>					
<b>15.41</b>	<b>Manufacture of crude oils and fats</b>					
15.41.12.10.00	Crude soya-bean oil and its fractions (excluding chemically modified)	0	kg	5.948.000	1.059.000	2.242
15.41.12.40.00	Crude sunflower-seed and safflower oil and their fractions (excluding chemically modified)	0	kg	17.118.000	298.000	374
15.41.12.60.00	Crude rape; colza or mustard oil and their fractions (excluding chemically modified)	0	kg	14.427.000	3.235.000	7.539
15.41.31.30.00	Oilcake and other solid residues resulting from the extraction of soya-bean oil	0	kg	895.800	682.488	634
<b>15.42</b>	<b>Manufacture of refined oils and fats</b>					
15.42.11.10.00	Refined soya-bean oil and its fractions (excluding chemically modified)	0	kg	3.947.000	241.000	384
15.42.11.40.00	Refined sunflower-seed and safflower oil and their fractions (excluding chemically modified)	0	kg	20.696.000	3.852.000	7.488
15.42.11.60.00	Refined rape; colza or mustard oil and their fractions (excluding chemically modified)	0	kg	8.584.000	1.273.000	2.884
<b>15.43</b>	<b>Manufacture of margarine and similar edible fats</b>					
15.43.10.30.00	Margarine and reduced and low fat spreads (excluding liquid margarine)	0	kg	453.701	453.701	3.493
<b>15.5</b>	<b>Manufacture of dairy products</b>					
<b>15.51</b>	<b>Operation of dairies and cheese making</b>					
15.51.11.33.01	Milk and cream of a fat content by weight of ≤ 1%, not concentrated nor containing added sugar or other sweetening matter, in immediate packing of a net content ≤ 2 l, pasteurised	0	l	1.480	1.480	1
15.51.11.33.02	Skimmed milk( milk and sour cream with content =1% milk fat, non-concentrated or non-sugary in pack netto content less = 2l sterilized	0	l	38.865	38.865	39

*Type of production:* 0 – Production on own account, 1 – Contract processing

*Production value sold:* \* - The data is less than measuring unit

**INDUSTRIAL PRODUCTION IN 2008– THE FIRST RELEASE OF PRODCOM RESULTS**

Code	Product and activity	Type of production	Measuring unit	Total production	Production sold	Production value sold (in .000 KM)
15.51.11.42.01	Milk and cream of a fat content by weight of > 1% but ≤ 6%, not concentrated nor containing added sugar or other sweetening matter, in immediate packing of a net content ≤ 2 l, pasteurised	0	kg	88.508.116	34.045.655	37.846
15.51.11.42.02	Milk and cream of a fat content by weight of > 1% but ≤ 6%, not concentrated nor containing added sugar or other sweetening matter, in immediate packing of a net content ≤ 2 l, sterilized	0	kg	88.834.880	83.449.515	82.888
15.51.12.10.00	Milk and cream of a fat content by weight of > 6% but ≤ 21%, not concentrated nor containing added sugar or other sweetening matter, in immediate packings of ≤ 2 l	0	kg	1.938.760	1.954.323	4.785
15.51.12.20.00	Milk and cream of a fat content by weight of > 6% but ≤ 21%, not concentrated nor containing added sugar or other sweetening matter, in immediate packings of > 2 l	0	kg	36.224	34.123	101
15.51.20.33.00	Skimmed milk powder (milk and cream in solid forms, of a fat content by weight of ≤ 1,5%), in immediate packings of ≤ 2,5 kg	0	kg	112.336	58.978	660
15.51.20.63.00	Whole milk powder or full cream powder (milk and cream in solid forms, of a fat content by weight of > 1,5%), in immediate packings of ≤ 2,5 kg	0	kg	215.727	87.876	758
15.51.30.30.00	Butter of a fat content by weight ≤ 85%	0	kg	483.892	295.625	2.496
15.51.30.50.00	Butter of a fat content by weight > 85% and other fats and oils derived from milk (excluding dairy spreads of a fat content by weight < 80%)	0	kg	121.347	114.875	830
15.51.30.70.00	Dairy spreads of a fat content by weight < 80%	0	kg	16.473	15.624	180
15.51.40.30.00	Unripened or uncured cheese (fresh cheese) (including whey cheese and curd)	0	kg	3.140.328	3.148.871	8.626
15.51.40.50.01	Semi - hard fermented cheese	0	kg	97.485	94.630	845
15.51.40.50.02	Hard fermented cheese	0	kg	1.961.541	1.715.621	14.791
15.51.40.50.04	Other non-processed cheese	0	kg	105.941	102.866	844
15.51.40.70.00	Processed cheese (excluding grated or powdered)	0	kg	806	806	5
15.51.52.41.01	Plain curdled milk and liquid yoghurt not flavoured nor containing added fruit; nuts or cocoa	0	kg	25.835.756	25.842.599	33.816
15.51.52.41.03	Curdled and soured cream not flavoured nor containing added fruit; nuts or cocoa	0	kg	9.972.971	9.956.602	23.427
15.51.52.45.00	Flavoured liquid yoghurt or acidified milk (curdled milk; cream; yoghurt and other fermented products flavoured or containing added fruit; nuts or cocoa)	0	kg	474.091	480.875	1.721
15.51.52.65.00	Buttermilk	0	kg	410.087	405.594	526

*Type of production:* 0 – Production on own account, 1 – Contract processing

*Production value sold:* \* - The data is less than measuring unit



**INDUSTRIAL PRODUCTION IN 2008– THE FIRST RELEASE OF PRODCOM RESULTS**

Code	Product and activity	Type of production	Measuring unit	Total production	Production sold	Production value sold (in .000 KM)
15.51.55.40.00	Whey and modified whey in liquid or paste forms; whether or not concentrated or containing added sweetening matter	0	kg	2.615.256	2.616.253	117
<b>15.52</b>	<b>Manufacture of ice cream</b>					
15.52.10.00.00	Ice cream and other edible ice (including sherbet, lollipops) (excluding mixes and bases for ice cream)	0	l	1.854.106	1.784.626	5.661
<b>15.6</b>	<b>Manufacture of grain mill products, starches and starch products</b>					
<b>15.61</b>	<b>Manufacture of grain mill products</b>					
15.61.21.00.00	Wheat or meslin flour	0+1	kg	228.548.514	223.507.817	154.480
		0	kg	226.952.877	221.912.180	154.387
		1	kg	1.595.637	1.595.637	92
15.61.22.00.01	Maize flour	0	kg	2.773.588	2.680.556	2.191
15.61.22.00.02	Rye flour	0	kg	221.024	214.667	154
15.61.22.00.03	Flour from other cereals( except corn and rice) n.e.c.	0	kg	544.645	541.290	334
15.61.24.00.00	Mixes and doughs for the preparation of bread; cakes; pastry; crispbread; biscuits; waffles; wafers; rusks; toasted bread and similar toasted products and other bakers' wares	0	kg	6.815	0	0
15.61.31.33.00	Groats and meal of durum wheat	0	kg	747.950	739.700	518
15.61.31.35.00	Groats and meal of common wheat and spelt	0	kg	180.725	194.875	156
15.61.32.30.00	Groats and meal of oats; maize; rice; rye; barley and other cereals (excluding wheat)	0	kg	4.919.240	4.921.835	2.495
15.61.33.33.00	Rolled; flaked; hulled; pearled; sliced or kibbled cereal grains (excluding rice)	0	kg	38.773	36.803	84
15.61.33.35.00	Germ of cereals; whole; rolled; flaked or ground (excluding rice)	0	kg	16.615	16.735	8
15.61.33.53.00	Other prepared foods obtained by the swelling or roasting of cereals	0	kg	4.697	6.343	37
15.61.40.30.00	Semi-milled or wholly milled (bleached) rice (including camolino rice)	0	kg	19.612	30.993	37
15.61.50.10.00	Bran; sharps and other residues from the sifting; milling or other working of maize (corn)	0	kg	3.928.093	1.944.684	869
15.61.50.50.01	Wheat bran, as residues from milling or other working of wheat	0+1	kg	38.610.306	38.149.400	10.361
		0	kg	38.031.040	37.570.134	10.326
		1	kg	579.266	579.266	34
15.61.50.50.02	Wheat grouts, as residues from milling or other working of wheat	0+1	kg	16.625	14.430	4
		0	kg	12.625	10.430	4
		1	kg	4.000	4.000	*
15.61.50.50.03	Wheat flour for animal food	0+1	kg	37.339.939	35.309.655	11.459

*Type of production:* 0 – Production on own account, 1 – Contract processing

*Production value sold:* \* - The data is less than measuring unit



**INDUSTRIAL PRODUCTION IN 2008– THE FIRST RELEASE OF PRODCOM RESULTS**

Code	Product and activity	Type of production	Measuring unit	Total production	Production sold	Production value sold (in .000 KM)
		0	kg	37.339.618	35.309.334	11.459
		1	kg	321	321	*
15.61.50.50.04	Other residues from the sifting; milling or other working of wheat	0	kg	4.204.386	4.234.552	978
15.61.50.90.00	Bran; sharps and other residues from the sifting; milling or other working of cereals (excluding maize (corn), rice, wheat)	0	kg	110.750	132.775	76
<b>15.62</b>	<b>Manufacture of starches and starch products</b>					
15.62.21.10.00	Glucose and glucose syrup (excluding with added flavouring or colouring matter)	0	kg	0	38	*
15.62.21.20.00	Chemically pure fructose in solid form; fructose and fructose syrup, containing in the dry state > 50% of fructose; isoglucose excluding with added flavouring or colouring matter	0+1	kg	46.542.189	46.533.007	19.277
		0	kg	25.053.222	25.044.040	15.044
		1	kg	21.488.967	21.488.967	4.233
<b>15.7</b>	<b>Manufacture of prepared animal feeds</b>					
<b>15.71</b>	<b>Manufacture of prepared feeds for farm animals</b>					
15.71.10.10.00	Premixtures for farm animal feeds	0	kg	987.797	1.004.594	2.232
15.71.10.33.00	Preparations used for farm animal feeding (excluding premixtures): pigs	0	kg	23.457.987	23.046.910	16.525
15.71.10.35.00	Preparations used for farm animal feeding (excluding premixtures): cattle	0	kg	14.258.038	14.127.029	7.913
15.71.10.37.00	Preparations used for farm animal feeding (excluding premixtures): poultry	0	kg	94.279.563	71.978.333	48.483
15.71.10.39.00	Preparations used for farm animal feeding (excluding premixtures): n.e.c.	0	kg	8.290.563	8.396.268	6.422
<b>15.8</b>	<b>Manufacture of other food products</b>					
<b>15.81</b>	<b>Manufacture of bread; manufacture of fresh pastry goods and cakes</b>					
15.81.11.00.01	Wheat bread, fresh	0	kg	41.478.738	41.470.016	63.010
15.81.11.00.02	Rye bread, fresh	0	kg	1.266.860	1.266.357	2.175
15.81.11.00.03	Maize bread, fresh	0	kg	85.810	85.810	179
15.81.11.00.04	Special bread, fresh (enriched with minerals, vitamins and other additive materials) co	0	kg	830.453	830.260	1.893
15.81.11.00.05	Other types of bread	0	kg	1.919.835	1.919.835	3.142
15.81.11.00.06	All types of fresh baker's wares	0	kg	5.218.615	5.216.817	14.110
15.81.11.00.07	Milled bread	0	kg	69.234	68.084	126
15.81.11.00.08	Other baker's wares: fresh, frozen and baked	0	kg	1.225.004	1.210.846	4.043
15.81.12.00.01	Industrially produced cakes	0	kg	1.497.018	1.519.200	6.609
15.81.12.00.02	Freshly baked fine bakery products (doughnuts, rolls...)	0	kg	2.494.679	2.494.305	10.723
15.81.12.00.03	Daily produced fresh cakes, sweets,...	0	kg	727.359	723.325	5.318

*Type of production:* 0 – Production on own account, 1 – Contract processing

*Production value sold:* \* - The data is less than measuring unit

**INDUSTRIAL PRODUCTION IN 2008– THE FIRST RELEASE OF PRODCOM RESULTS**

Code	Product and activity	Type of production	Measuring unit	Total production	Production sold	Production value sold (in .000 KM)
15.81.12.00.04	Other bakery products with sweetening additives	0	kg	29.000	29.000	151
<b>15.82</b>	<b>Manufacture of rusks and biscuits; manufacture of preserved pastry goods and cakes</b>					
15.82.11.50.00	Rusks; toasted bread and similar toasted products	0	kg	46.893	45.880	117
15.82.12.30.00	Gingerbread and the like	0	kg	76.461	74.151	189
15.82.12.53.01	Sweet biscuits completely or partially coated or covered with chocolate	0	kg	462.884	453.117	1.559
15.82.12.53.02	Waffles and wafers completely or partially coated or covered with chocolate	0	kg	619.064	620.268	2.381
15.82.12.53.03	Sweet biscuits, completely or partially coated or covered with preparations containing cocoa	0	kg	2.183.744	2.137.154	9.703
15.82.12.53.04	Waffles and wafers completely or partially coated or covered with preparations containing cocoa	0	kg	3.880.221	3.831.805	13.021
15.82.12.55.00	Sweet biscuits (including sandwich biscuits; excluding those completely or partially coated or covered with chocolate or other preparations containing chocolate)	0	kg	2.686.824	2.645.335	6.569
15.82.12.59.00	Waffles and wafers (including salted) (excluding those completely or partially coated or covered with chocolate or other preparations containing chocolate)	0	kg	438.722	424.744	2.039
15.82.13.20.00	Communion wafers; empty cachets of a kind suitable for pharmaceutical use; sealing wafers; rice paper and similar products	0	kg	35.712	40.470	137
15.82.13.40.00	Biscuits (excluding those completely or partially coated or covered with chocolate or other preparations containing cocoa, sweet biscuits, waffles and wafers)	0	kg	1.646.636	1.604.334	7.926
15.82.13.50.00	Savoury or salted extruded or expanded products	0	kg	1.328.535	1.301.563	5.622
15.82.13.90.00	Bakers' wares, no added sweetening (including crepes, pancakes, quiche, pizza; excluding sandwiches, crispbread, waffles, wafers, rusks, toasted, savoury or salted extruded/expanded products)	0	kg	530.942	527.912	2.093
<b>15.83</b>	<b>Manufacture of sugar</b>					
15.83.12.30.00	Refined white cane or beet sugar in solid form	0	kg	881.950	875.337	1.005
<b>15.84</b>	<b>Manufacture of cocoa; chocolate and sugar confectionery</b>					
15.84.13.00.00	Cocoa powder (excluding containing added sugar or other sweetening matter)	0	kg	14.101	15.435	51
15.84.21.37.00	Chocolate etc. containing cocoa, blocks, slabs, bars > 2 kg, > 18% cocoa butter	0	kg	571.100	586.881	2.987
15.84.21.70.00	Chocolate flavour coating containing 18% or more by weight of cocoa butter and in packings weighing > 2 kg	0	kg	31.376	0	0

*Type of production:* 0 – Production on own account, 1 – Contract processing

*Production value sold:* \* - The data is less than measuring unit

**INDUSTRIAL PRODUCTION IN 2008– THE FIRST RELEASE OF PRODCOM RESULTS**

Code	Product and activity	Type of production	Measuring unit	Total production	Production sold	Production value sold (in .000 KM)
15.84.21.90.00	Food preparations containing 18% or more by weight of cocoa butter and in packings weighing > 2 kg (excluding chocolate flavour coating, chocolate milk crumb)	0	kg	3.617	3.592	11
15.84.22.33.00	Filled chocolate blocks; slabs or bars consisting of a centre (including of cream, liqueur or fruit paste; excluding chocolate biscuits)	0	kg	210.957	191.887	945
15.84.22.35.00	Chocolate blocks; slabs or bars with added cereal; fruit or nuts (excluding filled, chocolate biscuits)	0	kg	859.100	808.900	5.100
15.84.22.55.00	Chocolate confectionery (excluding filled, in blocks; slabs or bars, chocolate biscuits, chocolates)	0	kg	269.809	265.608	1.016
15.84.22.70.00	Chocolate spreads	0	kg	2.194.548	2.162.601	7.249
15.84.22.80.00	Preparations containing cocoa for making beverages	0	kg	9.437	5.958	32
15.84.22.90.00	Food products with cocoa (excluding cocoa paste, butter, powder, blocks, slabs, bars, liquid, paste, powder, granular, other bulk form in pack>2kg, to make beverages, chocolate spreads)	0	kg	2.640	2.640	8
15.84.23.53.00	Sugar confectionery pastes in immediate packings of a net content ≥ 1 kg (including marzipan, fondant; nougat and almond pastes)	0	kg	8.316	8.380	63
15.84.23.63.00	Sugar coated (panned) goods (including sugar almonds)	0	kg	129.186	128.872	412
15.84.23.65.00	Gums; fruit jellies and fruit pastes in the form of sugar confectionery (excluding chewing gum)	0	kg	32.119	32.929	109
15.84.23.73.00	Boiled sweets	0	kg	1.000	1.000	4
15.84.23.75.00	Toffees; caramels and similar sweets	0	kg	12.135	11.739	33
15.84.23.90.00	Sugar confectionery, n.e.c.	0	kg	444.588	434.661	1.096
15.84.24.00.00	Drained, glace or crystallised fruit, nuts, fruit-peel and other parts of plants (excluding goods preserved by sugar and put in syrup, dried fruit)	0	kg	19.000	17.000	145
<b>15.85</b>	<b>Manufacture of macaroni, noodles, couscous and similar farinaceous products</b>					
15.85.11.30.00	Uncooked pasta; containing eggs (excluding stuffed or otherwise prepared)	0	kg	3.058.451	3.048.974	5.950
15.85.11.50.00	Uncooked pasta (excluding containing eggs, stuffed or otherwise prepared)	0	kg	5.253	5.253	8
15.85.12.35.00	Dried; undried and frozen pasta and pasta products (including prepared dishes) (excluding uncooked pasta, stuffed pasta)	0	kg	387.607	383.233	837
<b>15.86</b>	<b>Processing of tea and coffee</b>					
15.86.11.30.00	Decaffeinated coffee, not roasted	0	kg	20.000	20.000	105
15.86.11.50.00	Roasted coffee, not decaffeinated	0	kg	3.932.292	4.052.005	36.754

*Type of production:* 0 – Production on own account, 1 – Contract processing

*Production value sold:* \* - The data is less than measuring unit

**INDUSTRIAL PRODUCTION IN 2008– THE FIRST RELEASE OF PRODCOM RESULTS**

Code	Product and activity	Type of production	Measuring unit	Total production	Production sold	Production value sold (in .000 KM)
15.86.12.10.00	Coffee substitutes containing coffee	0	kg	0	120	2
15.86.12.30.00	Extracts, essences and concentrates of coffee in solid form (including instant coffee)	0	kg	15.628	15.209	211
15.86.12.50.00	Extracts, essences and concentrates of coffee in liquid form; preparations with a basis of extracts; essences or concentrates of coffee or with a basis of coffee	0	kg	1.974	1.974	30
15.86.13.00.00	Tea in immediate packings of a content ≤ 3 kg	0	kg	267.729	254.931	5.455
<b>15.87</b>	<b>Manufacture of condiments and seasonings</b>					
15.87.12.30.00	Tomato ketchup and other tomato sauces	0	kg	3.029.265	2.997.829	5.489
15.87.12.53.00	Mustard flour and meal	0	kg	44.403	45.793	77
15.87.12.70.01	Mayonnaise, other emulsified sauces	0	kg	139.584	139.120	432
15.87.12.70.02	Dried, milled paprika and chilly pepper	0	kg	17.283	16.340	105
15.87.12.70.03	Special food add-ins (vegeta...)	0	kg	1.313.072	1.373.869	3.805
15.87.12.70.04	Pre-prepared spices (pepper, vanilla, cinnamon, Muscat...)	0	kg	319.751	321.795	1.496
15.87.12.70.05	Other prepared sauces and add-ins (Tabasco, Worchester, marinade, onion, garlic, curry, etc)	0	kg	46.148	46.148	614
<b>15.88</b>	<b>Manufacture of homogenized food preparations and dietetic food</b>					
15.88.10.50.00	Homogenized preparations of jams; fruit jellies; marmalades; fruit or nut puree and fruit or nut pastes	1	kg	1.017.000	1.017.000	153
15.88.10.70.00	Food preparations for infants; p.r.s. (excluding homogenized composite food preparations)	0	kg	102.000	105.000	1.319
<b>15.89</b>	<b>Manufacture of other food products n.e.c.</b>					
15.89.11.00.00	Soups and broths and preparations therefor	0	kg	125.956	124.148	1.274
15.89.13.70.00	Prepared baking powders	0	kg	28.637	29.494	184
15.89.14.39.00	Food preparations of flour, meal, starch, etc.	0	kg	475.784	461.489	1.212
15.89.14.91.00	Protein concentrates and flavoured or coloured sugar syrups	0	kg	906.618	1.007.131	2.526
<b>15.9</b>	<b>Manufacture of beverages</b>					
<b>15.91</b>	<b>Manufacture of distilled potable alcoholic beverages</b>					
15.91.10.20.02	Brandy (cognac) and similar products	0	l alk. 100%	239.549	254.717	9.669
15.91.10.20.03	Grape brandy	0	l alk. 100%	4.256	4.314	54
15.91.10.40.00	Rum and tafia (important: excluding alcohol duty)	0	l alk. 100%	9.731	10.120	120
15.91.10.50.00	Gin and Geneva (important: excluding alcohol duty)	0	l alk. 100%	7.647	8.532	138
15.91.10.63.00	Vodka of an alcoholic strength by volume of ≤ 45.4% (important: excluding alcohol duty)	0	l alk. 100%	67.872	69.723	1.248

*Type of production:* 0 – Production on own account, 1 – Contract processing

*Production value sold:* \* - The data is less than measuring unit

**INDUSTRIAL PRODUCTION IN 2008– THE FIRST RELEASE OF PRODCOM RESULTS**

Code	Product and activity	Type of production	Measuring unit	Total production	Production sold	Production value sold (in .000 KM)
15.91.10.65.01	Rests from the first distillation of spirit	0	l alk. 100%	275.722	442.768	3.497
15.91.10.65.02	Brandy produced by distillation of fruit (plum brandy and similar)	0	l alk. 100%	57.298	61.056	2.332
15.91.10.80.00	Spirits, liqueurs and other spirituous beverages (excluding spirits distilled from grape wine, grape marc or fruit/whisky, rum, tafia, gin and geneva, spirits distilled from fruit)	0	l alk. 100%	41.628	37.609	548
<b>15.92</b>	<b>Production of ethyl alcohol from fermented materials</b>					
<b>15.93</b>	<b>Manufacture of wines</b>					
15.93.12.11.00	White wine in specified regions (v.q.p.r.d.)	0	l	1.679.457	1.883.303	4.791
15.93.12.13.00	White wine (other), not v.q.p.r.d.	0	l	2.567.937	1.758.644	1.435
15.93.12.15.00	Wine/grape must with fermentation prevented or arrested by the addition of alcohol, put up with pressure of CO2 in solution $\geq 1$ bar < 3, at 20°C (excluding sparkling wine)	0	l	43.375	0	0
15.93.12.17.00	Quality wine/grape must with fermentation prevented or arrested by the addition of alcohol, v.q.p.r.d. of an alcoholic strength of $\leq 15\%$ excluding white wine and sparkling wine	0	l	126.304	105.770	219
15.93.12.19.00	Wine and grape must with fermentation prevented or arrested by the addition of alcohol, of an alcoholic strength $\leq 15\%$ (excluding white wine and sparkling wine v.q.p.r.d.)	0	l	174.013	167.852	2.373
<b>15.96</b>	<b>Manufacture of beer</b>					
15.96.10.00.00	Beer made from malt (excluding non-alcoholic beer, beer containing $\leq 0.5\%$ by volume of alcohol, alcohol duty)	0	l	100.915.416	100.147.952	119.597
<b>15.98</b>	<b>Production of mineral waters and soft drinks</b>					
15.98.11.30.00	Mineral waters and aerated waters, unsweetened	0	l	99.547.132	99.009.506	43.217
15.98.11.50.00	Unsweetened and non flavoured waters; ice and snow (excluding mineral and aerated waters)	0	l	7.149.612	7.117.185	2.782
15.98.12.30.00	Waters, with added sugar; other sweetening matter or flavoured, i.e. soft drinks (including mineral and aerated)	0	l	150.394.461	144.744.805	135.905
15.98.12.50.02	Other non-alcoholic beverages not containing milk fat	0	l	14.133.182	13.568.454	12.858
<b>16</b>	<b>Manufacture of tobacco products</b>					
<b>16.0</b>	<b>Manufacture of tobacco products</b>					
<b>16.00</b>	<b>Manufacture of tobacco products</b>					
16.00.11.50.00	Cigarettes containing tobacco or mixtures of tobacco and tobacco substitutes (excluding tobacco duty)	0+1	mil. kom	4.842	4.837	101.195

*Type of production:* 0 – Production on own account, 1 – Contract processing

*Production value sold:* \* - The data is less than measuring unit

**INDUSTRIAL PRODUCTION IN 2008– THE FIRST RELEASE OF PRODCOM RESULTS**

Code	Product and activity	Type of production	Measuring unit	Total production	Production sold	Production value sold (in .000 KM)
		0	mil. kom	4.751	4.746	100.814
		1	mil. kom	91	91	381
16.00.12.90.00	Manufactured tobacco, extracts and essences, other homogenised or reconstituted tobacco, n.e.s.	0+1	kg	2.990.547	2.759.080	12.066
		0	kg	2.591.863	2.360.396	11.784
		1	kg	398.684	398.684	282

**DB MANUFACTURE OF TEXTILES AND TEXTILE PRODUCTS**
**17 Manufacture of textiles**
**17.1 Preparation and spinning of textile fibres**

17.10.42.50.00	Yarn of combed wool or fine animal hair, n.p.r.s.	1	kg	398.000	392.000	771
17.10.43.55.00	Yarn of combed cotton, n.p.r.s., for other uses (including carpets and floor coverings)	1	kg	22.000	21.000	21
17.10.52.30.00	Yarn (other than sewing thread) containing 85 % or more by weight of synthetic staple fibres, n.p.r.s.	0	kg	1.000	2.000	17
17.10.53.50.00	Yarn containing < 85% by weight of synthetic staple fibres, mixed with combed wool or fine animal hair, n.p.r.s.	1	kg	3.000	2.000	22

**17.2 Textile weaving**

17.20.20.19.00	Woven fabrics of cotton, not of yarns of different colours, weighing ≤ 200 g/m <sup>2</sup> , for technical or industrial uses (excluding gauze, medical gauze)	0	m <sup>2</sup>	125.688	125.688	699
17.20.20.20.00	Woven fabrics of cotton weighing ≤ 100 g/m <sup>2</sup> , for medical gauzes, bandages and dressings	0	m <sup>2</sup>	4.088.796	4.088.796	2.143

**17.3 Finishing of textiles**
**17.30 Finishing of textiles**

17.30.10.23.00	Dyeing of cotton yarn (excluding sewing thread)	1	kg	81.000	81.000	205
----------------	---	---	----	--------	--------	-----

**17.4 Manufacture of made-up textile articles, except apparel**
**17.40 Manufacture of made-up textile articles, except apparel**

17.40.12.30.00	Bed linen of knitted or crocheted textiles	0	kg	2.000	2.000	60
17.40.12.53.00	Bed linen of cotton (excluding knitted or crocheted)	0	kg	121.094	89.263	1.925
17.40.12.59.00	Bed linen of woven textiles (excluding of cotton, of flax or ramie)	0+1	kg	183.983	183.779	1.262
		0	kg	9.283	9.079	168
		1	kg	174.700	174.700	1.095
17.40.13.53.00	Table linen of cotton (excluding knitted or crocheted)	0	kg	13.283	12.978	114

*Type of production:* 0 – Production on own account, 1 – Contract processing

*Production value sold:* \* - The data is less than measuring unit

**INDUSTRIAL PRODUCTION IN 2008– THE FIRST RELEASE OF PRODCOM RESULTS**

Code	Product and activity	Type of production	Measuring unit	Total production	Production sold	Production value sold (in .000 KM)
17.40.13.59.00	Table linen of woven man-made fibres and of other woven or nonwoven textiles (excluding of cotton, of flax)	0	kg	10.498	10.498	444
17.40.14.30.00	Toilet linen and kitchen linen, of terry towelling or similar terry fabrics of cotton	0	kg	1.013	990	22
17.40.15.50.00	Curtains and interior blinds, curtain or bed valances, of woven materials	0	m <sup>2</sup>	11.724	11.724	330
17.40.15.70.00	Curtains and interior blinds, curtain or bed valances, of nonwoven materials	0	m <sup>2</sup>	1.671	1.671	38
17.40.16.53.00	Bedspreads (excluding eiderdowns)	0	kom	2.766	2.429	99
17.40.16.59.01	Covers for car seats	1	m <sup>2</sup>	7.129.339	5.531.845	21.302
17.40.16.59.02	Furnishing textile articles for home decorating	0+1	m <sup>2</sup>	3.037.253	3.019.597	29.472
		0	m <sup>2</sup>	2.451.823	2.434.167	28.956
		1	m <sup>2</sup>	585.430	585.430	516
17.40.22.10.00	Tarpaulins, awnings and sunblinds (excluding caravan awnings)	0	kg	51.846	51.846	1.731
17.40.24.99.00	Articles of bedding filled other than with feathers or down (including quilts and eiderdowns, cushions, pouffes, pillows) (excluding mattresses, sleeping bags)	0	kom	38.515	39.508	729
17.40.25.53.00	Floor-cloths, dish-cloths, dusters and similar cleaning cloths, of nonwoven textiles	0	kg	51.924	51.512	693
<b>17.5</b>	<b>Manufacture of other textiles</b>					
<b>17.51</b>	<b>Manufacture of carpets and rugs</b>					
17.51.12.00.00	Woven carpets and other woven textile coverings (excluding tufted or flopped)	0	m <sup>2</sup>	48.624	42.372	1.510
<b>17.52</b>	<b>Manufacture of cordage, rope, twine and netting</b>					
17.52.11.35.00	Twines of sisal measuring ≤ 100,000 decitex (10 g/m) (excluding binder or baler twine)	0	kg	20.550	20.550	272
<b>17.54</b>	<b>Manufacture of other textiles n.e.c.</b>					
17.54.11.30.00	Narrow woven fabrics other than labels, badges and other similar articles	0	kg	10.036	10.036	51
17.54.11.70.00	Braids in the piece; tassels and pompons, ornamental trimmings (excluding knitted or crocheted)	0	kg	8.696	8.855	228
17.54.13.50.00	Cotton embroidery in the piece, in strips or in motifs	1	m <sup>2</sup>	73.623	73.623	101
17.54.13.70.00	Embroidery of textiles in the piece, in strips or in motifs (excluding without visible ground, cotton)	0+1	m <sup>2</sup>	426	1.342	127
		0	m <sup>2</sup>	426	426	105
		1	m <sup>2</sup>	0	916	22
17.54.20.00.00	Felt, whether or not impregnated, coated, covered or laminated, n.e.s.	0	kg	8.473	8.473	59

*Type of production:* 0 – Production on own account, 1 – Contract processing

*Production value sold:* \* - The data is less than measuring unit



**INDUSTRIAL PRODUCTION IN 2008– THE FIRST RELEASE OF PRODCOM RESULTS**

Code	Product and activity	Type of production	Measuring unit	Total production	Production sold	Production value sold (in .000 KM)
17.54.31.60.00	Wadding; other articles of wadding	0	kg	565.127	504.790	1.911
17.54.38.30.00	Textile hosepipe and similar textile tubing, whether or not impregnated or coated, with or without lining, armour or accessories of other materials	0	kg	6.225	6.225	93
<b>17.7</b>	<b>Manufacture of knitted and crocheted articles</b>					
<b>17.71</b>	<b>Manufacture of knitted and crocheted hosiery</b>					
17.71.10.33.00	Panty hose and tights, of knitted or crocheted synthetic fibres, measuring per single yarn < 67 decitex	0	kom	291.586	301.863	556
17.71.10.35.00	Panty hose and tights, of knitted or crocheted synthetic fibres, measuring per single yarn ≥ 67 decitex	0	kom	499.685	474.114	802
17.71.10.37.00	Panty hose and tights, of textiles (excluding those of knitted or crocheted synthetic fibres)	1	kom	4.403.111	4.403.111	535
17.71.10.90.01	Knitted or crocheted hosiery & footwear for men, n.e.c. (excl. those of synthetic fibres)	0	pari	721.248	752.333	1.577
17.71.10.90.04	Knitted or crocheted hosiery & footwear for women, made of synthetic fibres, n.e.c.	0	pari	42.874	38.977	71
17.71.10.90.05	Knitted or crocheted hosiery & footwear for children, n.e.c. (excl. those of synthetic fibres)	0	pari	163.690	193.303	377
<b>17.72</b>	<b>Manufacture of knitted and crocheted pullovers, cardigans and similar articles</b>					
17.72.10.32.00	Women's or girls' jerseys, pullovers, sweatshirts, waistcoats and cardigans, of wool or fine animal hair (excluding jerseys and pullovers containing ≥50% of wool and weighing ≥600g)	1	kom	7.387	7.536	31
17.72.10.33.00	Jerseys and pullovers, containing ≥ 50% by weight of wool and weighing ≥ 600 g per article	0	kom	229.485	229.485	2.778
17.72.10.53.00	Lightweight fine knit roll, polo or turtle neck jumpers and pullovers, of cotton	1	kom	55.234	55.138	146
17.72.10.55.00	Lightweight fine knit roll, polo or turtle neck jumpers and pullovers, of man-made fibres	1	kom	1.909	1.909	5
17.72.10.61.00	Men's or boys' jerseys, pullovers, sweatshirts, waistcoats and cardigans, of cotton (excluding lightweight fine knit roll, polo or turtle neck jumpers and pullovers)	1	kom	1.860	1.860	7
<b>18</b>	<b>Manufacture of wearing apparel; dressing and dyeing of fur</b>					
<b>18.1</b>	<b>Manufacture of leather clothes</b>					
<b>18.10</b>	<b>Manufacture of leather clothes</b>					
18.10.10.00.03	Blazers and jackets, of leather	0+1	kom	22.937	23.060	1.273
		0	kom	1.861	1.984	325
		1	kom	21.076	21.076	948

*Type of production:* 0 – Production on own account, 1 – Contract processing

*Production value sold:* \* - The data is less than measuring unit

**INDUSTRIAL PRODUCTION IN 2008– THE FIRST RELEASE OF PRODCOM RESULTS**

Code	Product and activity	Type of production	Measuring unit	Total production	Production sold	Production value sold (in .000 KM)
18.10.10.00.04	Trousers and skirts of leather	0	kom	0	29	1
18.10.10.00.05	Other articles of apparel of leather	1	kom	12.261	12.261	929
<b>18.2</b>	<b>Manufacture of other wearing apparel and accessories</b>					
<b>18.21</b>	<b>Manufacture of workwear</b>					
18.21.11.20.01	Men's or boys' ensembles, of cotton, for industrial and occupational wear	0+1	kom	610.665	610.536	7.637
		0	kom	35.770	35.646	2.940
		1	kom	574.895	574.890	4.697
18.21.11.20.02	Men's or boys' ensembles, of synthetic or man-made fibres, for industrial and occupational wear	0+1	kom	14.482	13.712	515
		0	kom	6.562	6.562	360
		1	kom	7.920	7.150	155
18.21.11.30.01	Men's or boys' jackets and blazers, made of cotton, for industrial and occupational wear	0+1	kom	294.172	295.517	3.224
		0	kom	21.066	21.064	783
		1	kom	273.106	274.453	2.441
18.21.11.30.02	Men's or boys' jackets and blazers, of synthetic or man-made fibres, for industrial and occupational wear	0+1	kom	37.179	37.179	467
		0	kom	5.380	5.380	202
		1	kom	31.799	31.799	264
18.21.12.40.01	Men's or boys' trousers and breeches, made of cotton, for industrial or occupational wear	0+1	kom	96.567	96.157	749
		0	kom	11.458	11.414	304
		1	kom	85.109	84.743	445
18.21.12.40.02	Men's or boys' trousers and breeches, of man-made or synthetic fibres, for industrial or occupational wear	0+1	kom	71.718	71.718	1.041
		0	kom	35.868	35.868	897
		1	kom	35.850	35.850	143
18.21.12.50.02	Men's and boys' bib and brace overalls, made of synthetic or man-made fibres, for industrial or occupational wear	0	kom	288	288	8
18.21.21.20.01	Women's or girls' ensembles, of cotton, for industrial or occupational wear	0+1	kom	29.184	29.245	647
		0	kom	10.104	10.165	573
		1	kom	19.080	19.080	74
18.21.21.20.02	Women's or girls' ensembles, made of synthetic or man-made fibres, for industrial or occupational wear	0+1	kom	3.277	3.277	72
		0	kom	321	321	19
		1	kom	2.956	2.956	53

*Type of production:* 0 – Production on own account, 1 – Contract processing

*Production value sold:* \* - The data is less than measuring unit

**INDUSTRIAL PRODUCTION IN 2008– THE FIRST RELEASE OF PRODCOM RESULTS**

Code	Product and activity	Type of production	Measuring unit	Total production	Production sold	Production value sold (in .000 KM)
18.21.21.30.01	Women's or girls' jackets and blazers, of cotton, for industrial or occupational wear	0+1	kom	24.600	24.400	509
		0	kom	7.427	7.427	253
		1	kom	17.173	16.973	256
18.21.21.30.02	Women's or girls' jackets and blazers, of synthetic or man-made fibres, for industrial or occupational wear	0+1	kom	4.979	4.979	109
		0	kom	3.002	3.002	87
		1	kom	1.977	1.977	22
18.21.22.40.01	Women's or girls' trousers and breeches, of cotton, for industrial or occupational wear	0+1	kom	15.421	15.254	100
		0	kom	604	604	17
		1	kom	14.817	14.650	83
18.21.22.40.02	Women's or girls' trousers and breeches, made of synthetic or man-made fibres, for industrial or occupational wear	0+1	kom	22.874	22.874	224
		0	kom	7.017	7.017	157
		1	kom	15.857	15.857	67
18.21.30.13.01	Men's or boys' other garments, made of cotton, for industrial and occupational wear	0+1	kom	268.195	269.119	2.510
		0	kom	45.485	45.532	815
		1	kom	222.710	223.587	1.696
18.21.30.13.02	Men's or boys' other garments, made of synthetic or man-made fibres, for industrial and occupational wear	0+1	kom	28.973	28.930	232
		0	kom	3.328	3.285	100
		1	kom	25.645	25.645	132
18.21.30.23.01	Women's or girls' other garment, made of cotton, for industrial or occupational wear	0+1	kom	188.708	188.525	912
		0	kom	11.990	11.968	233
		1	kom	176.718	176.557	678
18.21.30.23.02	Women's or girls' other garments, of synthetic or man-made fibres, for industrial or occupational wear	1	kom	4.433	4.433	27
<b>18.22</b>	<b>Manufacture of other outerwear</b>					
18.22.11.10.00	Men's or boys' overcoats, car-coats, capes, cloaks and similar articles, of knitted or crocheted textiles (excluding jackets and blazers, anoraks, wind-cheaters and wind-jackets)	1	kom	27.127	27.127	660
18.22.12.30.00	Men's or boys' jackets and blazers, of knitted or crocheted textiles	0+1	kom	10.032	10.032	140
		0	kom	32	32	*
		1	kom	10.000	10.000	140
18.22.12.60.00	Men's or boys' suits and ensembles, of knitted or crocheted textiles	0	kom	215	215	17

*Type of production:* 0 – Production on own account, 1 – Contract processing

*Production value sold:* \* - The data is less than measuring unit

**INDUSTRIAL PRODUCTION IN 2008– THE FIRST RELEASE OF PRODCOM RESULTS**

Code	Product and activity	Type of production	Measuring unit	Total production	Production sold	Production value sold (in .000 KM)
18.22.12.70.00	Men's or boys' trousers, breeches, shorts, bib and brace overalls, of knitted or crocheted textiles	1	kom	13.087	13.087	82
18.22.14.30.00	Women's or girls' jackets and blazers, of knitted or crocheted textiles	0+1	kom	9.170	4.667	141
		0	kom	6.570	2.067	135
		1	kom	2.600	2.600	6
18.22.14.70.00	Women's or girls' dresses, of knitted or crocheted textiles	1	kom	1.511	1.511	26
18.22.14.90.00	Women's or girls' trousers, breeches, shorts, bib and brace overalls, of knitted or crocheted textiles	0+1	kom	897.822	896.028	7.212
		0	kom	4.026	2.232	72
		1	kom	893.796	893.796	7.140
18.22.21.20.01	Men's or boys' overcoats, car-coats, capes, etc. of wool or fine animal hair	0+1	kom	2.569	2.227	137
		0	kom	1.048	706	112
		1	kom	1.521	1.521	25
18.22.21.20.02	Men's or boys' overcoats, car-coats, capes, etc., made of other materials	0+1	kom	92.482	91.016	2.628
		0	kom	5.972	4.227	431
		1	kom	86.510	86.789	2.197
18.22.21.30.00	Men's or boys' anoraks, ski-jackets, wind-jackets and similar articles	0+1	kom	88.724	88.960	2.147
		0	kom	7.661	7.532	712
		1	kom	81.063	81.428	1.435
18.22.22.10.01	Men's or boys' suits, of wool or fine animal hair (excluding knitted or crocheted)	0+1	kom	18.659	16.436	3.482
		0	kom	16.359	14.136	3.413
		1	kom	2.300	2.300	69
18.22.22.10.02	Men's or boys' suits, made of other textile (excluding wool or fine animal hair, knitted or crocheted)	0+1	kom	53.993	58.993	2.981
		0	kom	9.000	9.000	1.620
		1	kom	44.993	49.993	1.361
18.22.23.00.01	Men's or boys' jackets and blazers, of wool or fine animal hair (excluding knitted or crocheted and for industrial or occupational wear)	0	kom	2.144	1.167	105
18.22.23.00.02	Men's or boys' jackets and blazers made of other textile (excluding wool or fine animal hair, knitted or crocheted and for industrial or occupational wear)	0+1	kom	449.743	448.934	12.395
		0	kom	6.902	5.093	388
		1	kom	442.841	443.841	12.007

*Type of production:* 0 – Production on own account, 1 – Contract processing

*Production value sold:* \* - The data is less than measuring unit

**INDUSTRIAL PRODUCTION IN 2008– THE FIRST RELEASE OF PRODCOM RESULTS**

Code	Product and activity	Type of production	Measuring unit	Total production	Production sold	Production value sold (in .000 KM)
18.22.24.42.00	Men's or boys' trousers and breeches, of denim (excluding for industrial or occupational wear)	1	kom	18.699	18.699	85
18.22.24.44.00	Men's or boys' trousers, breeches and shorts, of wool or fine animal hair (excluding knitted or crocheted, for industrial or occupational wear)	0	kom	1.377	1.852	76
18.22.24.45.00	Men's or boys' trousers and breeches, of man-made fibres (excluding knitted or crocheted, for industrial or occupational wear)	1	kom	31.387	31.162	255
18.22.24.48.00	Men's or boys' trousers and breeches, of cotton (excluding denim, knitted or crocheted)	0+1	kom	101.860	101.860	593
		0	kom	99	99	2
		1	kom	101.761	101.761	591
18.22.24.49.00	Men's or boys' trousers, breeches, shorts and bib and brace overalls (excluding of wool, cotton and man-made fibres, knitted or crocheted)	0+1	kom	157.476	154.946	1.570
		0	kom	22.014	20.484	555
		1	kom	135.462	134.462	1.015
18.22.24.60.00	Men's or boys' shorts, of cotton or man-made fibres (excluding knitted or crocheted)	1	kom	18.063	18.063	104
18.22.31.10.00	Woman's or girls' raincoats	1	kom	16.317	16.317	279
18.22.31.20.01	Women s or girl s overcoats, car-coats and similar articles, made of wool or fine animal hair	0	kom	3.060	2.719	551
18.22.31.20.02	Woman's or girls' overcoats, capes etc. made of other textile	0+1	kom	81.828	79.238	2.896
		0	kom	16.424	13.834	1.237
		1	kom	65.404	65.404	1.659
18.22.32.10.01	Women's or girls' suits (combination of jacket and trousers) of wool or fine animal hair (excluding knitted or crocheted)	0+1	kom	41.041	30.575	4.071
		0	kom	40.355	29.889	4.057
		1	kom	686	686	14
18.22.32.10.02	Women's or girls' suits (combination of jacket and trousers) made of other textile (excluding wool or fine animal hair and knitted or crocheted)	0+1	kom	41.236	32.664	772
		0	kom	41.079	32.007	758
		1	kom	157	657	14
18.22.32.20.02	Women's or girls' ensembles, made of other textile (excluding wool or fine animal hair, knitted or crocheted and for industrial or occupational wear )	0+1	kom	20.425	15.137	268
		0	kom	16.130	10.842	221

*Type of production:* 0 – Production on own account, 1 – Contract processing

*Production value sold:* \* - The data is less than measuring unit

**INDUSTRIAL PRODUCTION IN 2008– THE FIRST RELEASE OF PRODCOM RESULTS**

Code	Product and activity	Type of production	Measuring unit	Total production	Production sold	Production value sold (in .000 KM)
		1	kom	4.295	4.295	47
18.22.33.30.01	Women's or girls' jackets and blazers of wool or fine animal hair (excluding knitted or crocheted and for industrial or occupational wear )	0+1	kom	17.669	13.984	377
		0	kom	6.377	2.692	224
		1	kom	11.292	11.292	153
18.22.33.30.02	Women's or girls' jackets and blazers made of other textile ( excluding wool or fine animal hair, knitted or crocheted and for industrial or occupational wear)	0+1	kom	268.301	267.755	6.335
		0	kom	14.070	13.524	655
		1	kom	254.231	254.231	5.680
18.22.34.70.01	Women s or girl s dresses, made of wool or fine animal hair ( excluding knitted or crocheted )	0	kom	0	26	-
18.22.34.70.03	Women's or girls' dresses, of cotton (excluding knitted or crocheted)	0+1	kom	36.169	34.698	386
		0	kom	7.106	5.475	210
		1	kom	29.063	29.223	176
18.22.34.70.04	Women's or girls' dresses, made of other textile (excluding cotton, wool or fine animal hair, silk and knitted or crocheted)	0+1	kom	10.600	11.210	184
		0	kom	4.185	4.795	134
		1	kom	6.415	6.415	50
18.22.34.80.01	Women's or girls' skirts and divided skirts (excluding knitted or crocheted)	0+1	kom	112.137	99.990	1.273
		0	kom	51.454	39.307	900
		1	kom	60.683	60.683	373
18.22.34.80.02		1	kom	1.296	1.296	4
18.22.34.80.03	Women's or girls' skirts and divided skirts of wool or fine animal hair (excluding knitted or crocheted)	0+1	kom	3.329	3.202	26
		0	kom	539	412	10
		1	kom	2.790	2.790	16
18.22.34.80.04	Women's or girls' skirts and divided skirts, made of other textile (excluding cotton, wool or fine animal hair, synthetic or man-made fibres and knitted or crocheted)	0+1	kom	112.323	115.046	1.309
		0	kom	20.051	22.774	549
		1	kom	92.272	92.272	759
18.22.35.42.00	Women's or girls' trousers and breeches, of denim (excluding for industrial or occupational wear)	0+1	kom	16.129	16.310	60
		0	kom	0	181	4
		1	kom	16.129	16.129	56

Type of production: 0 – Production on own account, 1 – Contract processing

Production value sold: \* - The data is less than measuring unit

**INDUSTRIAL PRODUCTION IN 2008– THE FIRST RELEASE OF PRODCOM RESULTS**

Code	Product and activity	Type of production	Measuring unit	Total production	Production sold	Production value sold (in .000 KM)
18.22.35.44.00	Women's or girls' trousers and breeches, of wool or fine animal hair (excluding for industrial or occupational wear)	1	kom	102	102	1
18.22.35.46.00	Women's or girls' skirts and divided skirts, of synthetic or man-made fibres (excluding knitted or crocheted and for industrial or occupational wear)	0+1	kom	57.972	58.957	468
		0	kom	10.802	10.847	290
		1	kom	47.170	48.110	178
18.22.35.48.00	Women's or girls' trousers and breeches, of cotton (excluding denim, for industrial or occupational wear)	0+1	kom	71.657	69.839	401
		0	kom	5.523	6.000	168
		1	kom	66.134	63.839	233
18.22.35.49.00	Women's or girls' trousers and breeches (excluding wool or fine animal hair, man-made fibres, knitted or crocheted)	1	kom	13.000	13.000	91
18.22.35.51.00	Women's or girls' bib and brace overalls, of cotton (excluding knitted or crocheted, for industrial or occupational wear)	1	kom	2.988	2.988	29
18.22.35.61.00	Women's or girls' shorts, of cotton (excluding knitted and crocheted)	1	kom	14.360	14.360	55
18.22.35.63.00	Women's or girls' bib and brace overalls, of textiles (excluding cotton, knitted or crocheted, for industrial or occupational wear) and women's or girls' shorts, of wool or fine animal hair (excluding knitted or crocheted)	1	kom	4.525	3.665	16
18.22.35.69.00	Women's or girls' trousers, breeches, bib and brace overalls, of textiles (excluding cotton, wool or fine animal hair, man-made fibres, knitted or crocheted)	0+1	kom	43.659	44.621	502
		0	kom	11.582	12.544	306
		1	kom	32.077	32.077	196
<b>18.23</b>	<b>Manufacture of underwear</b>					
18.23.11.10.00	Men's or boys' shirts and under-shirts, of knitted or crocheted textiles	1	kom	40.530	39.440	151
18.23.12.20.00	Men's or boys' underpants and briefs, of knitted or crocheted textiles (including boxer shorts)	0+1	kom	130.025	131.967	73
		0	kom	8.500	10.442	23
		1	kom	121.525	121.525	50
18.23.12.30.00	Men's or boys' nightshirts and pyjamas, of knitted or crocheted textiles	0	kom	994	816	13
18.23.13.10.00	Women's or girls' blouses, shirts and shirt-blouses, of knitted or crocheted textiles	0+1	kom	7.475	7.475	99
		0	kom	3.411	3.411	75
		1	kom	4.064	4.064	24

*Type of production:* 0 – Production on own account, 1 – Contract processing

*Production value sold:* \* - The data is less than measuring unit



**INDUSTRIAL PRODUCTION IN 2008– THE FIRST RELEASE OF PRODCOM RESULTS**

Code	Product and activity	Type of production	Measuring unit	Total production	Production sold	Production value sold (in .000 KM)
18.23.14.20.00	Women's or girls' briefs and panties, of knitted or crocheted textiles (including boxer shorts)	0+1	kom	430.297	428.558	356
		0	kom	39.055	37.316	160
		1	kom	391.242	391.242	196
18.23.21.00.01	Men's or boys' shirts, of cotton (excluding knitted or crocheted)	0+1	kom	405.278	396.524	2.262
		0	kom	29.716	20.962	410
		1	kom	375.562	375.562	1.853
18.23.21.00.02	Men's or boys' shirts, made of other textile (excluding cotton, knitted or crocheted)	0+1	kom	53.118	53.395	315
		0	kom	1.503	1.780	48
		1	kom	51.615	51.615	267
18.23.22.20.01	Men's or boys' underpants and briefs, of cotton (including boxer shorts) (excluding knitted or crocheted)	0+1	kom	3.134.062	3.085.760	3.109
		0	kom	1.146.519	1.098.217	1.682
		1	kom	1.987.543	1.987.543	1.427
18.23.22.20.02	Men's or boys' underpants or slip-pants, made of other textile (including boxer shorts) (excluding cotton, knitted or crocheted)	0+1	kom	25.748	25.398	72
		0	kom	14.157	14.157	58
		1	kom	11.591	11.241	14
18.23.22.30.01	Men's or boys' nightshirts and pyjamas, of cotton (excluding knitted or crocheted)	0+1	kom	53.235	45.881	200
		0	kom	32.453	25.099	143
		1	kom	20.782	20.782	57
18.23.22.40.01	Men's or boys' singlets, vests, bathrobes, dressing gowns and similar articles, of cotton (excluding knitted or crocheted)	0+1	kom	3.107.903	3.092.945	3.437
		0	kom	1.371.435	1.356.477	2.168
		1	kom	1.736.468	1.736.468	1.269
18.23.22.40.02	Men's or boys' singlets, vests, bathrobes, dressing gowns and similar articles, made of other textile (excluding knitted or crocheted)	1	kom	64.583	62.076	166
18.23.23.00.01	Women's or girls' blouses, shirts and shirt-blouses, of silk and silk patches (excluding knitted or crocheted)	0	kom	2.694	1.432	45
18.23.23.00.02	Women's or girls' blouses, shirts and shirt-blouses, of cotton (excluding knitted or crocheted)	0+1	kom	70.233	67.227	510
		0	kom	31.501	29.989	351
		1	kom	38.732	37.238	159

*Type of production:* 0 – Production on own account, 1 – Contract processing

*Production value sold:* \* - The data is less than measuring unit

**INDUSTRIAL PRODUCTION IN 2008– THE FIRST RELEASE OF PRODCOM RESULTS**

Code	Product and activity	Type of production	Measuring unit	Total production	Production sold	Production value sold (in .000 KM)
18.23.23.00.03	Women's or girls' blouses, shirts and shirt-blouses, made of other textile (excluding cotton, silk or silk patches and knitted or crocheted)	0+1	kom	139.848	142.101	1.472
		0	kom	24.990	27.243	576
		1	kom	114.858	114.858	896
18.23.24.30.01	Women's or girls' nightdresses and pyjamas, of cotton (excluding knitted or crocheted)	0+1	kom	254.174	249.296	556
		0	kom	59.485	54.163	280
		1	kom	194.689	195.133	275
18.23.24.30.02	Women s or girl s nightdressey and pyjamas, of other textile ( excluding knitted or crocheted )	0	kom	1.023	1.023	5
18.23.24.50.00	Women's or girls' slips and petticoats (excluding knitted or crocheted)	0+1	kom	176.428	174.183	156
		0	kom	5.128	2.883	14
		1	kom	171.300	171.300	142
18.23.24.60.00	Women's or girls' singlets and other vests, briefs, panties, négligés, bathrobes, dressing gowns, housecoats and similar articles of cotton (excl. knitted or crocheted)	0+1	kom	9.071.726	8.780.296	11.267
		0	kom	6.684.172	6.392.341	8.178
		1	kom	2.387.554	2.387.955	3.088
18.23.24.80.00	Women's or girls' negligees, bathrobes, dressing gowns, singlets, vests, briefs and panties (including boxer shorts), of fibres other than cotton (excluding knitted or crocheted)	0+1	kom	1.424.754	1.429.878	1.039
		0	kom	67.286	72.410	235
		1	kom	1.357.468	1.357.468	804
18.23.24.89.00	Women's or girls' singlets, vests, briefs, panties, negligees, bathrobes, dressing gowns and similar articles, of textiles (excluding cotton, man-made fibres, knitted or crocheted)	1	kom	143.076	143.076	55
18.23.25.30.00	Brassieres	0+1	kom	371.982	368.464	991
		0	kom	43.856	39.837	359
		1	kom	328.126	328.627	633
18.23.30.00.00	T-shirts, singlets and vests, knitted or crocheted	0+1	kom	90.476	89.870	367
		0	kom	81.682	81.076	346
		1	kom	8.794	8.794	21
<b>18.24</b>	<b>Manufacture of other wearing apparel and accessories n.e.c.</b>					
18.24.12.50.00	Women's or girls' swimwear, of knitted or crocheted textiles	1	kom	166.735	166.735	683

*Type of production:* 0 – Production on own account, 1 – Contract processing

*Production value sold:* \* - The data is less than measuring unit

**INDUSTRIAL PRODUCTION IN 2008– THE FIRST RELEASE OF PRODCOM RESULTS**

Code	Product and activity	Type of production	Measuring unit	Total production	Production sold	Production value sold (in .000 KM)
18.24.13.00.00	Gloves, mittens and mitts, of knitted or crocheted textiles	0	pari	5	5	*
18.24.14.90.00	Clothing accessories and parts thereof, of knitted or crocheted textiles (excluding gloves, mittens, shawls, scarves and mufflers, mantillas and veils-ties, bow-ties and cravats)	0	kom	15.970	15.970	320
18.24.21.00.00	Babies' clothing and accessories, of textiles, not knitted or crocheted (for children of h≤86cm) including vests, rompers, underpants, stretch-suits, napkins, gloves, mittens and outerwear	0+1	kom	92.859	97.759	391
		0	kom	71.402	77.062	297
		1	kom	21.457	20.697	94
18.24.22.10.02	Other men's or boys' waistcoats, tracksuits and jogging suits, made of other textile (excluding ski-suits, wool or fine animal hair and knitted or crocheted)	0+1	kom	832.597	832.466	4.206
		0	kom	17.130	16.999	356
		1	kom	815.467	815.467	3.850
18.24.22.20.01	Women's or girls' waistcoats, tracksuits and jogging suits, made of wool or fine animal hair (excluding ski-suits, knitted or crocheted)	1	kom	10.153	10.153	27
18.24.22.20.02	Other women's or girls' waistcoats, tracksuits and jogging suits, made of other textile (excluding ski-suits, wool or fine animal hair and knitted or crocheted)	0+1	kom	98.188	97.385	1.886
		0	kom	3.272	2.469	162
		1	kom	94.916	94.916	1.724
18.24.23.33.00	Shawls, scarves, mufflers, mantillas, veils and the like (excluding articles of silk or silk waste, knitted or crocheted)	0	kom	832	832	21
18.24.23.38.00	Shawls, scarves, mufflers, mantillas, veils and the like, of silk or silk waste (excluding knitted or crocheted)	0	kom	70	70	-
18.24.23.58.00	Ties, bow ties and cravats, of silk or silk waste (excluding knitted or crocheted)	0	kom	1.429	1.429	23
18.24.31.73.00	Protective gloves, mittens and mitts for all trades, of leather or composition leather	0+1	pari	91.187	108.856	347
		0	pari	37.287	54.956	320
		1	pari	53.900	53.900	27
18.24.31.75.00	Gloves, mittens and mitts, of leather or composition leather (excluding for sport, protective for all trades)	0+1	pari	15.769	15.160	101
		0	pari	3.317	2.708	64
		1	pari	12.452	12.452	37
18.24.31.80.00	Belts and bandoliers, of leather or composition leather	1	kom	1.000	1.000	3

*Type of production:* 0 – Production on own account, 1 – Contract processing

*Production value sold:* \* - The data is less than measuring unit

**INDUSTRIAL PRODUCTION IN 2008– THE FIRST RELEASE OF PRODCOM RESULTS**

Code	Product and activity	Type of production	Measuring unit	Total production	Production sold	Production value sold (in .000 KM)
18.24.42.70.00	Hats and other headgear, knitted or crocheted or made-up from lace, felt or other textile fabric in the piece (but not in strips); hair-nets of any material	0+1	kom	6.221.728	6.222.637	356
		0	kom	10.540	11.449	22
		1	kom	6.211.188	6.211.188	335
18.24.43.35.00	Hats and other headgear (excluding of felt, plaited or made-up from fabrics in the piece or in strips, knitted or crocheted, of rubber, of plastics, of fur-skin, safety headgear)	0+1	kom	65.231	64.365	353
		0	kom	12.441	11.700	74
		1	kom	52.790	52.665	280
<b>18.3</b>	<b>Dressing and dyeing of fur; manufacture of articles of fur</b>					
<b>18.30</b>	<b>Dressing and dyeing of fur; manufacture of articles of fur</b>					
18.30.11.30.00	Tanned or dressed whole furskins, not assembled, of rabbit, hare or lamb	0+1	kom	5.742	9.784	137
		0	kom	4.177	8.219	110
		1	kom	1.565	1.565	27
18.30.12.30.02	Other articles of apparel and clothing accessories, of genuine fur skins (excluding hats and headgear)	0	kom	1.051	1.105	57
<b>DC</b>	<b>MANUFACTURE OF LEATHER AND LEATHER PRODUCTS</b>					
<b>19</b>	<b>Tanning and dressing of leather; manufacture of luggage, handbags, saddlery, harness and footwear</b>					
<b>19.1</b>	<b>Tanning and dressing of leather</b>					
<b>19.10</b>	<b>Tanning and dressing of leather</b>					
19.10.21.00.00	Leather, of bovine animals, without hair, whole	0	kg	17.119	18.890	509
19.10.23.00.00	Leather, of equine animals, without hair	1	kg	789.923	789.923	300
19.10.31.30.00	Sheep or lamb skin leather without wool on; tanned but not further prepared (excluding chamois leather)	0+1	kg	136.450	136.450	228
		0	kg	11.644	11.644	52
		1	kg	124.806	124.806	176
19.10.31.50.00	Sheep or lamb skin leather without wool on; parchment-dressed or prepared after tanning (excluding chamois, patent, patent laminated leather and metallised leather)	0	m <sup>2</sup>	161.755	164.793	1.888
<b>19.2</b>	<b>Manufacture of luggage, handbags and the like, saddlery and harness</b>					
<b>19.20</b>	<b>Manufacture of luggage, handbags and the like, saddlery and harness</b>					
19.20.11.00.00	Saddlery and harness for any animal made from any material (including traces; leads; knee pads; muzzles; saddle cloths; saddle bags; dog coats and the like)	0	kom	27.890	27.890	223

*Type of production:* 0 – Production on own account, 1 – Contract processing

*Production value sold:* \* - The data is less than measuring unit

**INDUSTRIAL PRODUCTION IN 2008– THE FIRST RELEASE OF PRODCOM RESULTS**

Code	Product and activity	Type of production	Measuring unit	Total production	Production sold	Production value sold (in .000 KM)
19.20.12.10.00	Trunks, suitcases, vanity-cases, briefcases, school satchels and similar containers of leather, composition leather, patent leather, plastics, textile materials, aluminium or other materials	0	kom	143	112	3
19.20.12.20.00	Handbags of leather, composition leather, patent leather, plastic sheeting, textile materials or other materials (including those without a handle)	0+1	kom	4.508	6.433	154
		0	kom	508	433	37
		1	kom	4.000	6.000	117
19.20.12.30.00	Articles normally carried in pocket or handbag	0	kom	5.182	5.028	109
19.20.12.50.00	Cases and containers, n.e.c.	0	kom	646.220	620.655	1.985
19.20.13.00.00	Watch straps, bands, bracelets and parts thereof (including of leather, composition leather or plastic; excluding of precious metal, metal or base metal clad/plated with precious metal)	0	kom	33.088	33.142	360
<b>19.3</b>	<b>Manufacture of footwear</b>					
<b>19.30</b>	<b>Manufacture of footwear</b>					
19.30.11.00.00	Waterproof footwear, with uppers in rubber or plastics (excluding incorporating a protective metal toecap)	0+1	pari	2.256.800	2.256.800	1.502
		0	pari	13.424	13.424	76
		1	pari	2.243.376	2.243.376	1.425
19.30.12.31.00	Town footwear with rubber or plastic uppers	1	pari	1.133.440	1.133.440	2.233
19.30.13.51.00	Men's town footwear with leather uppers (including boots and shoes; excluding waterproof footwear, footwear with a protective metal toe-cap)	0+1	pari	712.621	710.530	8.625
		0	pari	59.464	61.743	2.966
		1	pari	653.157	648.787	5.659
19.30.13.52.00	Women's town footwear with leather uppers (including boots and shoes; excluding waterproof footwear, footwear with a protective metal toe-cap)	0+1	pari	2.846.795	2.893.583	33.518
		0	pari	53.384	53.709	3.258
		1	pari	2.793.411	2.839.874	30.260
19.30.13.53.00	Children's town footwear with leather uppers (including boots and shoes; excluding waterproof footwear, footwear with a protective metal toe-cap)	0+1	pari	748.681	748.809	4.983
		0	pari	749	877	30
		1	pari	747.932	747.932	4.953
19.30.13.61.00	Men's sandals with leather uppers (including thong type sandals, flip flops)	0+1	pari	99.484	100.062	344

*Type of production:* 0 – Production on own account, 1 – Contract processing

*Production value sold:* \* - The data is less than measuring unit

**INDUSTRIAL PRODUCTION IN 2008– THE FIRST RELEASE OF PRODCOM RESULTS**

Code	Product and activity	Type of production	Measuring unit	Total production	Production sold	Production value sold (in .000 KM)
		0	pari	619	1.197	44
		1	pari	98.865	98.865	300
19.30.13.62.00	Women's sandals with leather uppers (including thong type sandals, flip flops)	0+1	pari	583.961	583.732	3.066
		0	pari	5.533	5.304	121
		1	pari	578.428	578.428	2.945
19.30.13.70.00	Slippers and other indoor footwear with rubber; plastic or leather outer soles and leather uppers (including dancing and bedroom slippers, mules)	0+1	pari	607.076	606.502	2.818
		0	pari	2.869	2.295	61
		1	pari	604.207	604.207	2.757
19.30.13.80.00	Footwear with wood; cork or other outer soles and leather uppers (excluding outer soles of rubber; plastics or leather)	0+1	pari	198.310	198.009	1.191
		0	pari	480	179	4
		1	pari	197.830	197.830	1.187
19.30.14.44.00	Slippers and other indoor footwear (including dancing and bedroom slippers, mules)	0	pari	431.485	191.180	722
19.30.14.45.00	Footwear with rubber; plastic or leather outer soles and textile uppers (excluding slippers and other indoor footwear, sports footwear)	0+1	pari	540.251	540.251	1.726
		0	pari	5.310	5.310	50
		1	pari	534.941	534.941	1.676
19.30.22.40.00	Sports footwear with rubber or plastic outer soles and textile uppers (including tennis shoes; basketball shoes; gym shoes; training shoes and the like)	1	pari	1.068.000	1.068.000	11.213
19.30.23.50.00	Sports footwear with rubber; plastic or leather outer soles and leather uppers (excluding ski-boots; cross-country ski footwear and snowboard boots)	1	pari	1.526.264	1.526.264	1.396
19.30.31.50.00	Footwear with rubber; plastic or leather outer soles and leather uppers; and with a protective metal toe-cap	0	pari	4.412	5.892	212
19.30.32.57.00	Footwear with a wooden base and leather uppers (including clogs) (excluding with an inner sole or a protective metal toe-cap)	0	pari	300	263	2
19.30.40.65.00	Leather uppers and parts thereof of footwear (excluding stiffeners)	0+1	pari	3.852.846	3.852.846	22.452
		0	pari	4.720	4.720	24
		1	pari	3.848.126	3.848.126	22.428
19.30.40.69.00	Uppers and parts thereof of footwear (excluding stiffeners, of leather)	1	pari	1.188.380	1.188.380	4.828
19.30.40.70.00	Rubber or plastic outer soles and heels	1	kom	1.005.000	1.005.000	503

*Type of production:* 0 – Production on own account, 1 – Contract processing

*Production value sold:* \* - The data is less than measuring unit

**INDUSTRIAL PRODUCTION IN 2008– THE FIRST RELEASE OF PRODCOM RESULTS**

Code	Product and activity	Type of production	Measuring unit	Total production	Production sold	Production value sold (in .000 KM)
<b>DD</b>	<b>MANUFACTURE OF WOOD AND WOOD PRODUCTS</b>					
<b>20</b>	<b>Manufacture of wood and of products of wood and cork, except furniture; manufacture of articles of straw and plaiting materials</b>					
<b>20.1</b>	<b>Sawmilling and planing of wood; impregnation of wood</b>					
<b>20.10</b>	<b>Sawmilling and planing of wood; impregnation of wood</b>					
20.10.10.10.00	Railway or tramway sleepers (cross-ties) of wood; not impregnated	0	m3	425	388	706
20.10.10.32.00	Coniferous wood sawn or chipped lengthwise; sliced or peeled; of a thickness > 6 mm and end-jointed or sanded	0	m3	19.126	18.451	5.468
20.10.10.34.00	Coniferous wood; sawn or chipped lengthwise; sliced or peeled; of a thickness > 6mm; planed (excluding end-jointed or sanded)	0	m3	52.850	49.171	17.174
20.10.10.35.00	Spruce wood ( <i>Picea abies</i> Karst.), fir wood ( <i>Abies alba</i> Mill.)	0+1	m3	556.491	477.643	131.039
		0	m3	556.026	477.178	131.019
		1	m3	465	465	20
20.10.10.37.00	Pine wood: <i>Pinus sylvestris</i> L.	0	m3	4.178	3.673	1.098
20.10.10.39.00	Softwood sawn/chipped lengthwise, sliced/peeled and thickness > 6 mm including pencil slats - wood length ≤ 125cm, thickness <12.5 mm excluding end-jointed - planed/sanded, spruce/pine	0	m3	17.088	16.119	5.542
20.10.10.50.01	Oak wood; sawn or chipped lengthwise; sliced or peeled; of a thickness > 6mm (excluding oak blocks, strips and friezes), not worked, planed or sanded	0+1	m3	62.677	56.736	41.686
		0	m3	62.295	56.354	41.662
		1	m3	382	382	24
20.10.10.50.02	Beech wood; sawn or chipped lengthwise; sliced or peeled; of a thickness > 6mm, not worked, planed or sanded	0+1	m3	270.461	200.741	90.516
		0	m3	265.046	195.346	90.143
		1	m3	5.415	5.395	373
20.10.10.50.03	Ash wood; sawn or chipped lengthwise; sliced or peeled; of a thickness > 6mm, not worked, planed or sanded	0	m3	1.069	1.146	668
20.10.10.50.04	Other hard non-coniferous wood; sawn or chipped lengthwise; sliced or peeled; of a thickness > 6mm, not worked, planed or sanded	0	m3	9.828	1.294	861
20.10.10.50.05	Poplar wood; sawn or chipped lengthwise; sliced or peeled; of a thickness > 6mm, not worked, planed or sanded	0+1	m3	422	364	71
		0	m3	342	284	67
		1	m3	80	80	3

*Type of production:* 0 – Production on own account, 1 – Contract processing

*Production value sold:* \* - The data is less than measuring unit



**INDUSTRIAL PRODUCTION IN 2008– THE FIRST RELEASE OF PRODCOM RESULTS**

Code	Product and activity	Type of production	Measuring unit	Total production	Production sold	Production value sold (in .000 KM)
20.10.10.50.06	Other soft non-coniferous wood; sawn or chipped lengthwise; sliced or peeled; of a thickness > 6mm, not worked, planed or sanded	0	m3	3.256	2.509	1.996
20.10.10.71.00	Tropical wood; sawn or chipped lengthwise; sliced or peeled; end-jointed or planed/sanded; of a thickness > 6mm	0	m3	29	0	0
20.10.10.77.00	Oak blocks; strips or friezes for parquet or wood block flooring; planed but not assembled (excluding continuously shaped)	0+1	m <sup>2</sup>	352.548	337.448	3.824
		0	m <sup>2</sup>	350.996	335.896	3.821
		1	m <sup>2</sup>	1.552	1.552	4
20.10.21.10.00	Coniferous wood continuously shaped	0	kg	5.921.948	5.852.819	8.683
20.10.21.53.00	Non-coniferous wood continuously shaped (excluding blocks; strips and friezes for parquets or wood block flooring; not assembled)	0	kg	1.489.809	1.489.809	910
20.10.21.55.00	Non-coniferous wood blocks; strips and friezes for parquet or wood block flooring; continuously shaped (excluding assembled)	0	m <sup>2</sup>	203.455	124.215	1.432
20.10.23.03.00	Coniferous wood in chips or particles	0	kg	9.673.469	9.425.781	322
20.10.23.05.00	Non-coniferous wood in chips or particles	0	kg	14.649.745	14.024.660	1.769
20.10.40.05.00	Sawdust	0	kg	14.295.194	14.221.244	249
20.10.40.09.00	Wood waste and scrap (including agglomerated in logs; briquettes; pellets or similar forms) (excluding sawdust)	0	kg	35.608.729	32.556.355	5.878
20.10.90.00.00	Treatment; impregnation and preservation of wood (including seasoning and drying)	0+1	m3	1.401	1.401	114
		0	m3	1.245	1.245	100
		1	m3	156	156	14
<b>20.2</b>	<b>Manufacture of veneer sheets; manufacture of plywood, laminboard, particle board, fibre board and other panels and boards</b>					
<b>20.20</b>	<b>Manufacture of veneer sheets; manufacture of plywood, laminboard, particle board, fibre board and other panels and boards</b>					
20.20.11.05.00	Plywood consisting solely of sheets of wood with each ply ≤ 6 mm thick and with min. one outer ply of hardwood excluding of tropical wood	0	m3	1.204	805	605
20.20.11.09.00	Plywood consisting solely of sheets of wood with each ply < or equal to 6mm thickness and with min. one outer ply of softwood	0	m3	2.300	1.995	1.783
20.20.12.33.00	Pywood,veneered panels and similar laminated wood of min. one outer ply of hardwood, one of chipboard excluding plywood solely of sheets of wood with each ply ≤ 6 mm thickness	0	m3	1.258	1.245	1.416

*Type of production:* 0 – Production on own account, 1 – Contract processing

*Production value sold:* \* - The data is less than measuring unit

**INDUSTRIAL PRODUCTION IN 2008– THE FIRST RELEASE OF PRODCOM RESULTS**

Code	Product and activity	Type of production	Measuring unit	Total production	Production sold	Production value sold (in .000 KM)
20.20.12.35.00	Other plywood, veneered panels, outer ply non-coniferous wood: block-, lamin-, battenboard	0	m3	618	484	702
20.20.12.39.00	Other plywood, veneered panels, at least 1 outer ply of non-coniferous wood	0	m3	291	281	485
20.20.12.55.00	Other plywood, veneered panels, block-, lamin-, battenboard	0	m3	382	383	353
20.20.13.35.00	Particule board and similar board of wood surfaced with decorative laminates of plastics (excluding waferboard or oriented strand board)	1	m3	1.330	1.330	96
20.20.13.39.00	Particule board and similar board of wood, others, including waferboard	0	m3	1.098	1.098	1.589
20.20.21.13.00	Veneer sheets, sheets for plywood and other wood sawn lengthwise, sliced/peeled, thickness ≤6mm and end-jointed, planed/sanded/small boards for the manufacture of pencils	0	m3	20.398	13.992	16.464
20.20.22.00.00	Densified wood; in blocks; plates; strips or profile shapes	0	m3	14.282	13.743	16.249
<b>20.3</b>	<b>Manufacture of builders' carpentry and joinery</b>					
<b>20.30</b>	<b>Manufacture of builders' carpentry and joinery</b>					
20.30.11.10.01	Windows with wings unfixd and their frames made of wood	0	kom	7.750	7.857	2.866
20.30.11.10.02	Windows with wings fixed and their frames made of wood	0+1	kom	35.855	37.610	8.885
		0	kom	35.855	37.565	8.878
		1	kom	0	45	7
20.30.11.10.05	Other windows and their frames made of wood	0+1	kom	35.336	33.520	8.129
		0	kom	35.140	33.324	8.081
		1	kom	196	196	48
20.30.11.50.01	Outside doors and their frames and thresholds, made of wood	0+1	kom	13.915	13.862	4.155
		0	kom	13.889	13.836	4.140
		1	kom	26	26	15
20.30.11.50.02	Other outside balcony doors and their frames and thresholds, made of wood	0+1	kom	7.233	7.771	3.501
		0	kom	7.202	7.740	3.496
		1	kom	31	31	5
20.30.11.50.03	Inside doors and their frames and thresholds, made of wood	0+1	kom	46.683	46.680	8.161
		0	kom	46.440	46.437	8.115
		1	kom	243	243	46
20.30.11.50.05	Other doors and their frames and thresholds, n.e.c. made of wood	0+1	kom	57.602	55.997	13.698
		0	kom	57.382	55.777	13.651

*Type of production:* 0 – Production on own account, 1 – Contract processing

*Production value sold:* \* - The data is less than measuring unit

**INDUSTRIAL PRODUCTION IN 2008– THE FIRST RELEASE OF PRODCOM RESULTS**

Code	Product and activity	Type of production	Measuring unit	Total production	Production sold	Production value sold (in .000 KM)
		1	kom	220	220	47
20.30.11.50.06	Door wings, made of wood	0	kom	14.708	15.012	1.248
20.30.11.50.07	Blind frames, made of wood	0	kom	327.563	293.968	4.004
20.30.12.15.00	Parquet panels of wood for mosaic floors	0	m <sup>2</sup>	25.369	18.282	208
20.30.12.19.01	Parquet panels of oak wood, massive	0	m <sup>2</sup>	270.700	250.989	6.831
20.30.12.19.02	Parquet panels of breech wood, massive	0	m <sup>2</sup>	176.915	150.937	2.971
20.30.12.19.03	Other parquet panels, massive	0	m <sup>2</sup>	25.364	22.359	797
20.30.12.19.04	Parquet panels of oak wood, lamella type, (without base elements)	0	m <sup>2</sup>	23.548	18.852	261
20.30.12.19.05	Parquet panels of breech wood, lamella type, (without base elements)	0	m <sup>2</sup>	57	57	1
20.30.12.19.06	Parquet panels of oak wood, lamella type, with base elements	0	m <sup>2</sup>	15.719	13.925	186
20.30.12.19.08	Parquet panels of other wood, lamella type, with and without base elements	0	m <sup>2</sup>	0	12	*
20.30.12.30.00	Shuttering of wood for concrete constructional work	0	kg	1.361.170	1.146.057	2.284
20.30.13.00.00	Builders' joinery and carpentry of wood excluding windows, french-windows and doors, their frames/thresholds, parquet panels, shuttering for concrete constructional work - shingles, shakes	0	kg	64.717	68.882	290
20.30.20.00.01	Prefabricated buildings, made of wood, for living	0	m <sup>2</sup>	21.536	21.441	9.178
<b>20.4</b>	<b>Manufacture of wooden containers</b>					
<b>20.40</b>	<b>Manufacture of wooden containers</b>					
20.40.11.33.00	Flat pallets and pallet collars of wood	0	kom	410.208	401.645	2.928
20.40.11.35.00	Box pallets and load boards of wood (excluding flat pallets)	0	kom	6.277	6.024	76
20.40.12.13.01	Package ware made of non-coniferous wood	0	kg	1.829.960	1.854.084	764
20.40.12.13.02	Package ware made of coniferous wood	0	kg	178.125	115.977	496
<b>20.5</b>	<b>Manufacture of other products of wood; manufacture of articles of cork, straw and plaiting materials</b>					
<b>20.51</b>	<b>Manufacture of other products of wood</b>					
20.51.11.00.00	Tools; tool bodies and handles and broom or brush bodies and handles of wood; boat and shoe lasts and trees of wood	0	kg	380.000	404.000	235
20.51.12.00.00	Tableware and kitchenware of wood	0	kg	6.000	6.000	25
20.51.13.00.00	Wood marquetry and inlaid wood; caskets/cases for jewellery, cutlery and similar articles, statuettes and other ornaments, coat/hat racks, office letter trays, ash trays, pen-trays, ink stands	0	kg	1.021	1.021	20
20.51.14.10.00	Wooden frames for paintings; photographs; mirrors or similar objects	0	m	1.146.155	1.146.155	4.935

*Type of production:* 0 – Production on own account, 1 – Contract processing

*Production value sold:* \* - The data is less than measuring unit

**INDUSTRIAL PRODUCTION IN 2008– THE FIRST RELEASE OF PRODCOM RESULTS**

Code	Product and activity	Type of production	Measuring unit	Total production	Production sold	Production value sold (in .000 KM)
20.51.14.50.01	Wooden coffins	0	kom	2.996	2.951	623
20.51.14.50.02	Other articles of wood n.e.c. (hanging hooks, hangers, ironing boards etc.)	0	kom	54.757	53.417	833
<b>20.52</b>	<b>Manufacture of articles of cork, straw and plaiting materials</b>					
20.52.15.70.00	Basketwork, wickerwork, other articles of vegetable materials	0	kg	3.856	3.856	15
<b>DE</b>	<b>MANUFACTURE OF PULP, PAPER AND PAPER PRODUCTS; PUBLISHING AND PRINTING</b>					
<b>21</b>	<b>Manufacture of pulp, paper and paper products</b>					
<b>21.1</b>	<b>Manufacture of pulp, paper and paperboard</b>					
<b>21.11</b>	<b>Manufacture of pulp</b>					
21.11.12.13.00	Unbleached coniferous chemical wood pulp; soda or sulphate (excluding dissolving grades)	0	kg 90 % suve subst.	32.809.145	0	0
<b>21.12</b>	<b>Manufacture of paper and paperboard</b>					
21.12.14.50.00	Graphic paper, paperboard : mechanical fibres ≤ 10%, weight > 150 g/m <sup>2</sup>	0	kg	2.701.845	2.058.120	2.674
21.12.21.90.00	Paper stock for household : others	0	kg	35.882.229	19.855.146	34.376
21.12.22.50.00	Uncoated; unbleached kraftliner in rolls or sheets (excluding for writing; printing or other graphic purposes, punch card stock and punch card tape paper)	0	kg	2.167.320	260.750	248
21.12.23.15.00	Uncoated; unbleached sack kraft paper (excluding for writing; printing or other graphic purposes, punch card stock and punch card tape paper)	0	kg	19.955.754	8.085.820	10.328
21.12.23.33.00	Uncoated kraft paper and paperboard weighing ≤ 150 g/m <sup>2</sup> (excluding kraftliner, sack kraft paper, for writing; printing and other graphic purposes, etc.)	0	kg	2.687.966	2.209.780	2.082
21.12.23.35.00	Uncoated kraft paper/paperboard weighing between 150-225g/m <sup>2</sup> (excluding kraftliner, sack kraft paper, for writing, printing or other graphic purposes, punch card stock and tape paper)	0	kg	11.044.112	4.491.400	2.797
21.12.24.00.00	Uncoated fluting paper; in rolls or sheets	0	kg	16.283.624	6.181.670	4.077
21.12.25.20.00	Uncoated testliner (recycled liner board), weight ≤ 150 g/m <sup>2</sup> , in rolls or sheets	0	kg	7.249.613	800.850	600
21.12.30.30.00	Uncoated filter paper and paperboard in rolls or sheets	0	kg	6.088	5.763	228
21.12.56.70.00	Paper and paperboard in rolls or sheets; coated; impregnated or covered with wax; paraffin wax; stearin; oil or glycerol	0	kg	15.613	14.363	55
21.12.57.00.00	Other paper, paperboard, coated..., n.e.c.	0	kg	49.779	54.637	149
<b>21.2</b>	<b>Manufacture of articles of paper and paperboard</b>					

*Type of production:* 0 – Production on own account, 1 – Contract processing

*Production value sold:* \* - The data is less than measuring unit

**INDUSTRIAL PRODUCTION IN 2008– THE FIRST RELEASE OF PRODCOM RESULTS**

Code	Product and activity	Type of production	Measuring unit	Total production	Production sold	Production value sold (in .000 KM)
<b>21.21</b>	<b>Manufacture of corrugated paper and paperboard and of containers of paper and paperboard</b>					
21.21.11.00.00	Corrugated paper and paperboard in rolls or sheets	0	kg	18.663.778	15.135.000	13.523
21.21.12.30.00	Sacks and bags; with a base width $\geq$ 40 cm; of paper; paperboard; cellulose wadding or webs of cellulose fibres	0	kg	4.475.635	4.358.297	10.598
21.21.12.50.00	Sacks and bags of paper; paperboard; cellulose wadding or webs of cellulose fibres (excluding those with a base width $\geq$ 40 cm)	0	kg	1.741.875	1.727.044	4.239
21.21.13.00.00	Cartons; boxes and cases of corrugated paper or paperboard	0+1	kg	8.197.960	7.987.444	14.251
		0	kg	8.140.510	7.929.994	14.221
		1	kg	57.450	57.450	29
21.21.14.00.01	Folding boxes, cutup, and other packaging for liquids	0	kg	86.048	86.048	216
21.21.14.00.02	Folding boxes, cutup, and other packaging, made of solid paperboards (boxes etc.)	0	kg	1.286.099	1.292.135	1.828
21.21.14.00.03	Other folding cartons; boxes and cases of non-corrugated paper or paperboard	0	kg	141.654	141.995	565
21.21.15.30.02	Package products, record wrappers, soft package storages, made of paper and cardboard	0	kg	8.357	8.357	51
21.21.15.30.03	Other packaging products of paper, n.e.c.	0	kg	1.797.000	1.743.300	5.060
21.21.15.50.00	Box files; letter trays; storage boxes and similar articles of paper or paperboard of a kind used in offices; shops or the like	0	kg	299.092	301.151	999
<b>21.22</b>	<b>Manufacture of household and sanitary goods and of toilet requisites</b>					
21.22.11.10.00	Toilet paper	0	kg	16.853.279	16.494.756	48.450
21.22.11.33.00	Handkerchiefs and cleansing or facial tissues of paper pulp; paper; cellulose wadding or webs of cellulose fibres	0	kg	1.514.345	1.412.851	5.396
21.22.11.35.00	Hand towels of paper pulp; paper; cellulose wadding or webs of cellulose fibres	0	kg	4.819.833	4.909.989	16.284
21.22.11.50.00	Tablecloths and serviettes of paper pulp; paper; cellulose wadding or webs of cellulose fibres	0	kg	2.907.068	2.828.015	8.275
21.22.12.10.00	Sanitary towels; tampons and similar articles of paper pulp; paper; cellulose wadding or webs of cellulose fibres	0	kg	263.467	214.530	3.076
21.22.12.30.00	Napkins and napkin liners for babies and similar sanitary articles of paper pulp, paper, cellulose wadding or webs of excluding toilet paper, sanitary towels, tampons and similar articles	0	kg	2.419.666	2.351.050	16.793
21.22.12.90.00	Household, sanitary or hospital articles of paper, etc., n.e.c.	0	kg	1.936.329	1.899.398	9.758
<b>21.23</b>	<b>Manufacture of paper stationery</b>					

*Type of production:* 0 – Production on own account, 1 – Contract processing

*Production value sold:* \* - The data is less than measuring unit

**INDUSTRIAL PRODUCTION IN 2008– THE FIRST RELEASE OF PRODCOM RESULTS**

Code	Product and activity	Type of production	Measuring unit	Total production	Production sold	Production value sold (in .000 KM)
21.23.11.13.00	Carbon or similar copying papers (excluding in rolls of a width > 36cm wide or in rectangular (including square sheets) with at least one > 36cm in an unfolded state)	0	kg	32.206	28.882	101
21.23.11.15.00	Self-copy paper (excluding in rolls > 36 cm wide or in rectangular or square sheets with one or both sides > 36 cm in an unfolded state)	0	kg	109.053	109.053	1.310
21.23.11.30.00	Self-adhesive paper in strips or rolls	0	kg	17.200	17.200	93
21.23.12.30.00	Envelopes of paper or paperboard	0	kg	3.717	3.717	3
21.23.13.50.00	Paper or paperboard for writing, printing or other graphic purposes	0	kg	395.420	418.843	1.145
<b>21.25</b>	<b>Manufacture of other articles of paper and paperboard n.e.c.</b>					
21.25.12.35.00	Self-adhesive printed labels of paper or paperboard	0	kg	458.200	456.900	3.421
21.25.12.39.00	Printed labels of paper or paperboard (excluding self-adhesive)	0	kg	175.897	175.897	1.064
21.25.14.80.00	Other articles of paper and paperboard: others (excluding impregnated with diagnostic or laboratory reagents)	0	kg	32.246	31.846	350
<b>22</b>	<b>Publishing, printing and reproduction of recorded media</b>					
<b>22.1</b>	<b>Publishing</b>					
<b>22.11</b>	<b>Publishing of books</b>					
22.11.10.00.00	Books; brochures; leaflets and pamphlets in single sheets published by you; or printed and published by you	0+1	kom	34.254.801	34.252.802	6.850
		0	kom	34.043.801	34.042.802	6.640
		1	kom	211.000	210.000	210
22.11.21.70.01	Other printed books; brochures; leaflets and similar printed material: school books	0	kom	1.407.387	1.424.970	3.435
22.11.21.70.02	Other printed books, brochures, leaflets and similar printed matter: books for children	0	kom	49.688	42.800	308
22.11.21.70.03	Other printed books, brochures, leaflets and similar printed matter: belles-letress (fine literature)	0	kom	40.160	50.637	488
22.11.21.70.04	Other printed books, brochures, leaflets and similar printed matter: social science	0	kom	114.331	111.870	501
22.11.21.70.06	State, regional, local address books: telephone, telefax, telex books, in hard or soft binding	0	kom	6.070.350	6.071.090	1.718
22.11.21.70.07	Information handbooks, in hard or soft binding	0	kom	620	620	15
22.11.21.70.09	Printed books, brochures, leaflets and similar printed matter, albums and books for children in hard or soft binding	0	kom	615.392	617.212	999

*Type of production:* 0 – Production on own account, 1 – Contract processing

*Production value sold:* \* - The data is less than measuring unit

**INDUSTRIAL PRODUCTION IN 2008– THE FIRST RELEASE OF PRODCOM RESULTS**

Code	Product and activity	Type of production	Measuring unit	Total production	Production sold	Production value sold (in .000 KM)
22.11.22.00.00	Books, brochures, leaflets and the like; electronic	0	kom	3.185	3.185	22
<b>22.12</b>	<b>Publishing of newspapers</b>					
22.12.11.00.00	Newspapers; journals and periodicals; appearing at least four times a week published by you; or printed and published by you (including advertising revenue)	0	kom	27.678.349	22.157.763	20.362
<b>22.13</b>	<b>Publishing of journals and periodicals</b>					
22.13.11.00.01	Newspapers, appearing less than four times a week, printed (including advertising attachment)	0	kom	4.158.661	4.151.147	3.078
22.13.11.00.02	Journals and other periodicals, appearing less than four times a week, printed (including advertising attachment)	0	kom	6.366.913	5.083.046	6.555
22.13.12.00.00	Newspapers, journals and periodicals, appearing less than four times a week; electronic	0	kom	330	212	4
<b>22.14</b>	<b>Publishing of sound recordings</b>					
22.14.11.50.00	Compact discs, with sound recordings	0	kom	22.000	19.257	95
22.14.12.50.00	Magnetic tapes, with sound recordings, of a width > 4 mm but ≤ 6.5 mm	0	kom	9.000	21.722	65
<b>22.15</b>	<b>Other publishing</b>					
22.15.11.50.00	Other printed or illustrated postcards	0	kom	280	280	1
22.15.13.00.00	Pictures; designs and photographs published by you; or printed and published by you	0	kom	3.157	3.157	78
22.15.15.30.00	Transfers (decalcomanias) (including vitrifiable)	0	kom	1.105.335	1.105.335	28
22.15.15.50.00	Calendars of any kind, printed, including calendar blocks	0+1	kom	180.022	180.022	181
		0	kom	174.722	174.722	173
		1	kom	5.300	5.300	8
<b>22.2</b>	<b>Printing and service activities related to printing</b>					
<b>22.21</b>	<b>Printing of newspapers</b>					
22.21.10.00.00	Printing of newspapers; journals and periodicals; appearing at least four times a week	0+1	kg	9.521.785	9.521.785	19.012
		0	kg	5.123.785	5.123.785	9.923
		1	kg	4.398.000	4.398.000	9.089
<b>22.22</b>	<b>Printing n.e.c.</b>					
22.22.11.00.00	New stamps; stamp-impressed paper; cheque forms; banknotes, etc	0	kg	308.540	308.540	3.100
22.22.12.30.00	Commercial catalogues	0	kg	503.371	503.289	2.248
22.22.12.50.00	Other printed trade advertising material and the like (excluding commercial catalogues)	0	kg	175.502	175.527	1.200

*Type of production:* 0 – Production on own account, 1 – Contract processing

*Production value sold:* \* - The data is less than measuring unit



**INDUSTRIAL PRODUCTION IN 2008– THE FIRST RELEASE OF PRODCOM RESULTS**

Code	Product and activity	Type of production	Measuring unit	Total production	Production sold	Production value sold (in .000 KM)
22.22.13.00.00	Other printed matter, n.e.c.	0+1	kg	1.795.716	1.771.766	10.763
		0	kg	1.559.096	1.556.996	9.903
		1	kg	236.620	214.770	859
22.22.20.13.00	Registers, account books, order books and receipt books, of paper or paperboard	0+1	kg	415.663	411.171	2.595
		0	kg	394.963	390.786	2.407
		1	kg	20.700	20.385	188
22.22.20.15.00	Note books, letter pads, memorandum pads, of paper or paperboard	0	kg	574.164	574.168	3.334
22.22.20.17.00	Diaries, of paper or paperboard	0	kg	4.143	4.143	45
22.22.20.19.00	Engagement books, address books, telephone number books and copy books, of paper or paperboard (excluding diaries)	0	kg	3.900	3.900	12
22.22.20.30.00	Exercise books, of paper or paperboard	0	kg	113.132	112.062	325
22.22.20.50.00	Binders, folders and file covers, of paper or paperboard (excluding book covers)	0	kg	31.544	31.544	274
22.22.20.75.00	Continuous multi-part business forms, including interleaved carbon sets, carbonless paper and books	0	kg	1.011.046	1.010.065	2.566
22.22.20.79.00	Multi-part business forms, including single leaf forms, interleaved carbon sets, carbonless paper and books (excluding continuous forms)	0+1	kg	287.357	285.499	1.437
		0	kg	266.396	265.651	1.371
		1	kg	20.961	19.848	65
22.22.20.90.00	Blotting pads and book covers, of paper or paperboard	0	kg	2.315	2.257	20
22.22.31.00.00	Printing of books, brochures, children's picture or colouring books and music printed or in manuscript	0	kg	386.478	386.478	1.237
22.22.32.20.00	Printing of newspapers, journals and periodicals, appearing <4 times a week including newspaper supplements excluding inserts	0	kg	1.709.701	1.709.701	3.764
22.22.32.43.00	Printing of non-stamped illustrated postcards, cards bearing personal greetings, messages, announcements including birthday cards, christmas cards, etc.	0	kg	36	36	3
22.22.32.45.00	Printing of transfers (decalcomanias)	0	kg	2.750	2.750	54
22.22.32.50.00	Printing of calendars of any kind including calendar blocks	0	kg	164.437	165.167	508
22.22.32.90.00	Printing directly onto materials other than paper; paper based products and textiles (including printing onto plastic; glass; metal; wood and ceramics)	0+1	ef. sati	29.544	29.544	754
		0	ef. sati	16.125	16.125	385
		1	ef. sati	13.419	13.419	369

**22.23 Bookbinding**

*Type of production:* 0 – Production on own account, 1 – Contract processing

*Production value sold:* \* - The data is less than measuring unit

**INDUSTRIAL PRODUCTION IN 2008– THE FIRST RELEASE OF PRODCOM RESULTS**

Code	Product and activity	Type of production	Measuring unit	Total production	Production sold	Production value sold (in .000 KM)
22.23.10.10.00	Bookbinding and finishing of books and similar articles (folding, assembling, stitching, glue, cutting, cover laying)	0	cf. sati	25.116	25.116	218
22.23.10.30.00	Binding and finishing of brochures, magazines, catalogues, samples and advertising literature including folding, assembling, stitching, gluing, cutting cover laying	0	cf. sati	8.044	8.044	174
<b>22.24</b>	<b>Pre-press activities</b>					
22.24.20.00.00	Printing components	0	cf. sati	3.650	3.650	37
<b>22.25</b>	<b>Ancillary activities related to printing</b>					
22.25.10.00.00	Other graphic services	0	cf. sati	7.482	7.482	363
<b>DF</b>	<b>MANUFACTURE OF COKE, REFINED PETROLEUM PRODUCTS AND NUCLEAR FUEL</b>					
<b>23</b>	<b>Manufacture of coke, refined petroleum products and nuclear fuel</b>					
<b>23.1</b>	<b>Manufacture of coke oven products</b>					
<b>23.10</b>	<b>Manufacture of coke oven products</b>					
23.10.10.30.00	Coke-oven coke (obtained from the carbonisation of coking coal, at high temperature), gas-works coke (by-product of gas-works plants)	0	t	576.785	512.147	210.622
23.10.20.00.00	Tar (mixture of aromatic and aliphatic components, usually resulting from distillation process of coal, lignite or peat)	0	t	23.934	15.323	4.374
<b>23.2</b>	<b>Manufacture of refined petroleum products</b>					
<b>23.20</b>	<b>Manufacture of refined petroleum products</b>					
23.20.11.50.02	Motor gasoline, unleaded with $\geq 95$ octane	1	t	469	469	22
23.20.11.70.01	Motor gasoline, leaded, of 98 octane (MB 98)	1	t	3.040	3.040	141
23.20.13.30.00	Refinery feedstock (primary and other extracted gasoline), light, semi-finished distillation products, for use in refinery	1	t	10.402	10.402	484
23.20.15.50.00	Gaseous fuel (diesel for engine road vehicles, petroleum distillate, in the range of 180°C to 380°C, used in road/rail transport)	1	t	25.463	25.463	1.184
23.20.15.70.00	Heating gas-oil (petroleum distillate, in the range of 180°C to 380°C, used for heating/steam generation)	1	t	1.154	1.154	54
23.20.16.30.00	Refinery raw material (petroleum oil, semi-processed destilates for refinery usage)	1	t	110	110	5
23.20.17.70.00	Light fraction fuel oil, standard, containing $\geq 1$ % S	1	t	53.962	48.014	2.235
23.20.18.50.01	Motor lubricating oils	0+1	t	5.535	5.527	25.138
		0	t	5.427	5.419	24.793

*Type of production:* 0 – Production on own account, 1 – Contract processing

*Production value sold:* \* - The data is less than measuring unit

**INDUSTRIAL PRODUCTION IN 2008– THE FIRST RELEASE OF PRODCOM RESULTS**

Code	Product and activity	Type of production	Measuring unit	Total production	Production sold	Production value sold (in .000 KM)
		1	t	108	108	345
23.20.18.50.02	Other lubricating oils and greases	0	t	4.201	4.155	14.701
23.20.21.20.00	Liquefied refinery gases (light hydro carbonates - mixtures, liquefied under high pressure)	0+1	t	5.543	5.175	5.085
		0	t	4.103	4.103	5.035
		1	t	1.440	1.072	50
23.20.31.00.04	Lubricating greases	0	t	439	420	2.023
<b>DG MANUFACTURE OF CHEMICALS, CHEMICAL PRODUCTS AND MAN-MADE FIBRES</b>						
<b>24 Manufacture of chemicals and chemical products</b>						
<b>24.1 Manufacture of basic chemicals</b>						
<b>24.11 Manufacture of industrial gases</b>						
24.11.11.20.00	Argon	0	m3	332.710	337.520	1.499
24.11.11.30.00	Rare gases (excluding argon)	0	m3	34.014	34.014	390
24.11.11.60.00	Nitrogen	0	m3	98.500	98.500	171
24.11.11.70.00	Oxygen	0	m3	1.584.968	1.577.674	2.966
24.11.12.30.01	Carbon dioxide, gaseous or liquid	0	kg	5.967.108	5.920.993	3.717
24.11.12.30.02	Carbon dioxide, compressed	0	kg	3.107.030	3.108.597	809
24.11.13.00.00	Liquid air; compressed air	0	kg	118.118	108.981	156
<b>24.12 Manufacture of dyes and pigments</b>						
24.12.21.10.00	Disperse dyes and preparations based thereon	0	kg	21.000	21.000	131
<b>24.13 Manufacture of other inorganic basic chemicals</b>						
24.13.14.13.01	Hydrogen chloride (hydrochloric acid), for technical purposes	0	kg HCl	1.216	484	*
24.13.14.33.00	Sulphuric acid	0	kg SO2	9.565	717	1
24.13.31.53.00	Sulphate of aluminium	0	kg Al2O3	539.900	644.400	253
24.13.31.57.00	Sulphates (excluding those of aluminium and barium)	0	kg	3.721.000	3.704.000	865
24.13.33.20.00	Sodium hydrogencarbonate (sodium bicarbonate)	0	kg	19.440.700	18.249.500	6.176
24.13.33.79.00	Carbonates (excluding ammonium; disodium; sodium hydrogen carbonate, potassium; calcium; barium; lead; lithium; strontium and bismuth)	0	kg	176.106.000	168.436.482	53.387
24.13.42.50.00	Distilled and conductivity water and water of similar purity	0	kg	175.700	72.910	35
24.13.42.90.00	Inorganic compounds; amalgams (excluding distilled and conductivity water and water of similar purity, liquid air and compressed air, those of precious metals)	0	kg	11.330	10.604	51

*Type of production:* 0 – Production on own account, 1 – Contract processing

*Production value sold:* \* - The data is less than measuring unit

**INDUSTRIAL PRODUCTION IN 2008– THE FIRST RELEASE OF PRODCOM RESULTS**

Code	Product and activity	Type of production	Measuring unit	Total production	Production sold	Production value sold (in .000 KM)
<b>24.14</b>	<b>Manufacture of other organic basic chemicals</b>					
24.14.11.90.00	Unsaturated acyclic hydrocarbons (excluding ethylene, propene, butene, buta-1.3-diene and isoprene)	0	kg	167.311	167.311	1.589
24.14.12.80.00	Naphthalene and anthracene	0	kg	456.000	503.000	496
24.14.32.71.01	Acetic acid, edible	0	kg	655.000	524.893	2.346
24.14.33.87.00	Maleic anhydride	0	kg	9.465.200	9.076.200	19.313
24.14.72.00.01	Wood charcoal, agglomerated	0	kg	4.319.129	4.431.526	2.226
24.14.72.00.02	Wood charcoal for laboratory use	0	kg	9.375.200	9.554.799	6.067
24.14.73.65.00	Creosote oils	0	kg	0	200	*
24.14.73.70.00	Pitch and pitch coke; obtained from coal tar or from other mineral tars	0	kg	3.420.000	5.623.000	2.209
<b>24.15</b>	<b>Manufacture of fertilizers and nitrogen compounds</b>					
24.15.30.90.00	Mineral or chemical fertilizers, nitrogenous, n.e.c.	0	kg N	66.431.000	65.011.000	5.962
<b>24.16</b>	<b>Manufacture of plastics in primary forms</b>					
24.16.10.35.00	Linear polyethylene having a specific gravity < 0.94; in primary forms	0	kg	7.525	7.525	18
24.16.20.35.00	Expansible polystyrene; in primary forms	0	kg	5.707.717	5.704.204	22.634
24.16.40.20.00	Polyethers; in primary forms (excluding polyacetals, polyether alcohols)	0	kg	3.752.039	2.928.731	12.712
24.16.40.62.00	Polyethylene terephthalate having a viscosity number of $\geq 78$ ml/g	0	kg	828.155	836.886	2.484
24.16.56.70.00	Polyurethanes; in primary forms	0	kg	1.182.654	1.202.071	4.725
24.16.57.00.00	Silicones; in primary forms	0	kg	17.000	17.000	164
<b>24.2</b>	<b>Manufacture of pesticides and other agro-chemical products</b>					
<b>24.20</b>	<b>Manufacture of pesticides and other agro-chemical products</b>					
24.20.14.50.00	Disinfectants based on halogenated compounds put up in forms or packings for retail sale or as preparations	0	kg akt.subst.	510	0	0
<b>24.3</b>	<b>Manufacture of paints, varnishes and similar coatings, printing ink and mastics</b>					
<b>24.30</b>	<b>Manufacture of paints, varnishes and similar coatings, printing ink and mastics</b>					
24.30.11.50.00	Paints and varnishes; based on acrylic or vinyl polymers dispersed or dissolved in an aqueous medium (including enamels and lacquers)	0	kg	2.307.972	2.152.747	4.345
24.30.11.70.03	Other paints, varnishes dispersed or dissolved in an aqueous medium - indoor use	0	kg	448.922	447.877	608
24.30.11.70.04	Other paints, varnishes dispersed or dissolved in an aqueous medium - outdoor use	0	kg	86.215	85.759	133
24.30.12.90.01	Coatings (paints and varnishes) based on alkyd amine polymers acrylamine	0	kg	114.425	114.425	529
24.30.12.90.02	Coatings (paints and varnishes) based on polyurethane polymers	0	kg	549	549	5

Type of production: 0 – Production on own account, 1 – Contract processing

Production value sold: \* - The data is less than measuring unit

**INDUSTRIAL PRODUCTION IN 2008– THE FIRST RELEASE OF PRODCOM RESULTS**

Code	Product and activity	Type of production	Measuring unit	Total production	Production sold	Production value sold (in .000 KM)
24.30.12.90.04	Non-pigmented coatings (paints and varnishes) based on nitrocellulose polymers	0	kg	25.380	25.380	142
24.30.12.90.06	Coatings (paints and varnishes) for use in shipbuilding	0	kg	8.316	8.316	15
24.30.12.90.07	Other coatings (paints and varnishes) based on synthetic polymers n.e.c.	0	kg	1.001.249	1.228.984	4.301
24.30.22.60.00	Non-refractory surfacing preparations for façades, indoor walls, floors, ceilings or the like	0	kg	2.576.459	2.567.897	775
24.30.22.73.00	Organic composite solvents and thinners used in conjunction with coatings and inks; based on butyl acetate	0	kg	49.726	49.726	112
<b>24.4</b>	<b>Manufacture of pharmaceuticals, medicinal chemicals and botanical products</b>					
<b>24.42</b>	<b>Manufacture of pharmaceutical preparations</b>					
24.42.11.60.00	Medicaments of penicillins, streptomycins or deriv. thereof, in doses or p.r.s.	0	kg	36.920	38.460	8.673
24.42.11.80.02	Sulphonamides - finished medicaments in doses (lump) or ready for retail sale	0	kg	8.144	9.748	621
24.42.11.80.03	Medicaments containing other antibiotics, in doses (in bulk) or prepared for retail sale (p.r.s.)	0	kg	19.860	21.022	4.933
24.42.12.65.00	Medicaments containing corticosteroid hormones, their derivatives and structural analogues, put up in measured doses or for retail sale	0	kg	370	205	66
24.42.13.60.00	Medicaments containing vitamins; provitamins; derivatives and intermixtures thereof; for therapeutic or prophylactic uses; put up in measured doses or for retail sale	0	kg	17.150	16.611	2.887
24.42.13.80.02	Psycho pharmaceuticals ready for retail sale, n.e.c.	0	kg	14.800	16.785	3.426
24.42.13.80.03	Antiarrhythmic agents, prepared for retail trade, n.e.c.	0	kg	12.340	13.474	5.035
24.42.13.80.04	Antianginalitic agents, prepared for retail trade, n.e.c.	0	kg	7.750	9.748	1.745
24.42.13.80.05	Other medicaments for cardio-vascular diseases, ready for retail sale, n.e.c.	0	kg	56.080	65.729	30.101
24.42.13.80.06	Anti rheumatic products, p.r.s., n.e.c.	0	kg	12.600	13.287	1.873
24.42.13.80.07	Anaesthetics, ready for retail sale, n.e.c.	0	kg	3.660	4.755	655
24.42.13.80.08	Other medicaments of mixed or unmixed products, p.r.s., n.e.c.	0+1	kg	1.114.025	1.111.165	58.325
		0	kg	987.808	984.948	49.429
		1	kg	126.217	126.217	8.895
24.42.23.40.00	Opacifying preparations for X-ray examinations; diagnostic reagents designed to be administered to the patient	0	kg	7.597	7.465	74

*Type of production:* 0 – Production on own account, 1 – Contract processing

*Production value sold:* \* - The data is less than measuring unit

**INDUSTRIAL PRODUCTION IN 2008– THE FIRST RELEASE OF PRODCOM RESULTS**

Code	Product and activity	Type of production	Measuring unit	Total production	Production sold	Production value sold (in .000 KM)
24.42.24.10.00	Adhesive dressings or similar articles; impregnated or coated with pharmaceutical substances; or put up in forms for retail sale	0	kg	20.789	20.789	858
24.42.24.30.00	Wadding, gauze, etc with pharmaceutical substances, p.r.s., n.e.c.	0	kg	53.376	52.252	165
24.42.24.70.00	First-aid boxes and kits	0	kg	7.854	7.854	170
<b>24.5</b>	<b>Manufacture of soap and detergents, cleaning and polishing preparations, perfumes and toilet preparations</b>					
<b>24.51</b>	<b>Manufacture of soap and detergents, cleaning and polishing preparations</b>					
24.51.20.90.00	Organic surface-active agents (excluding soap, anionic, cationic, non-ionic)	0	kg	37.000	37.000	57
24.51.31.20.00	Soap and organic surface-active products in bars, etc, for toilet use	0	kg	232.658	228.771	392
24.51.31.50.00	Soap and organic surface-active products in bars, etc, n.e.c.	0	kg	2.000	3.898	6
24.51.31.73.00	Soap in the form of flakes; wafers; granules or powders	0	kg	233.000	233.000	387
24.51.32.40.00	Surface-active preparations; whether or not containing soap; p.r.s. (excluding those for use as soap)	0	kg	869.000	869.000	678
24.51.32.50.01	Washing and cleaning preparations, p.r.s., for machine washing	0	kg	8.392.715	8.819.118	10.929
24.51.32.50.02	Washing and cleaning preparations, p.r.s., for delicate hand washing	0	kg	913.373	905.626	815
24.51.32.50.03	Washing and cleaning preparations, p.r.s., for washing the dishes	0	kg	5.062.714	4.820.616	4.790
24.51.32.50.04	Other washing and cleaning preparations, p.r.s.,	0	kg	2.113.449	1.938.709	3.265
24.51.32.60.00	Surface-active preparations; whether or not containing soap; n.p.r.s. (excluding those for use as soap)	0	kg	1.735.304	1.494.422	1.764
24.51.41.00.00	Preparations for perfuming or deodorizing rooms (including odoriferous preparations used during religious rites)	0	kg	27.434	25.208	167
24.51.43.70.00	Polishes and similar preparations; for coachwork (excluding artificial and prepared waxes, metal polishes)	0	kg	2.970	3.422	3
24.51.44.00.00	Scouring pastes and powders and other scouring preparations	0	kg	7.999	10.271	12
<b>24.52</b>	<b>Manufacture of perfumes and toilet preparations</b>					
24.52.11.70.00	Toilet waters	0	l	779	766	69
24.52.15.00.00	Beauty, make-up and skin care preparations including suntan excluding medicaments, lip and eye make-up, manicure and pedicure preparations, powders for cosmetic use and talcum powder	0	kg	39.622	43.349	1.164
24.52.16.30.00	Shampoos	0	kg	479.093	482.869	801

*Type of production:* 0 – Production on own account, 1 – Contract processing

*Production value sold:* \* - The data is less than measuring unit

**INDUSTRIAL PRODUCTION IN 2008– THE FIRST RELEASE OF PRODCOM RESULTS**

Code	Product and activity	Type of production	Measuring unit	Total production	Production sold	Production value sold (in .000 KM)
24.52.16.50.00	Preparations for permanent waving or straightening of hair	0	kg	133.700	133.700	731
24.52.18.50.00	Dentifrices (including toothpaste, denture cleaners)	0	kom	50	50	*
24.52.19.50.00	Personal deodorants and anti-perspirants	0	kg	453	454	8
<b>24.6</b>	<b>Manufacture of other chemical products</b>					
<b>24.61</b>	<b>Manufacture of explosives</b>					
24.61.11.50.00	Prepared explosives (excluding propellant powders)	0	kg	3.029.637	3.033.587	3.427
24.61.12.70.00	Percussion or detonating caps; igniters and electric detonators	0	kom	349.494.014	349.730.364	13.184
24.61.14.00.00	Signalling flares; rain rockets; fog signals and other pyrotechnic articles (excluding fireworks)	0	kg	111.800	111.692	6.771
<b>24.62</b>	<b>Manufacture of glues and gelatines</b>					
24.62.10.95.03	Prepared glues and other prepared adhesives, n.e.c.	0	kg	19.835.903	19.985.128	6.869
<b>24.63</b>	<b>Manufacture of essential oils</b>					
24.63.10.20.00	Essential oils	0	kg	558	367	213
<b>24.66</b>	<b>Manufacture of other chemical products n.e.c.</b>					
24.66.33.30.00	Hydraulic brake fluids and other prepared liquids for hydraulic transmission; not containing or containing < 70% by weight of petroleum oils or oils obtained from bituminous mineral	0	kg	135.210	138.325	860
24.66.33.50.00	Anti-freezing preparations and prepared de-icing fluids	0	kg	1.702.120	1.760.991	4.979
24.66.45.70.00	Finishing agents, etc., used in the textile industry	0	kg	188	188	1
24.66.46.30.00	Prepared rubber accelerators	0	kg	26.411	26.411	48
24.66.48.27.00	Anti-rust preparations containing amines as active constituents	0	kg	112	25	*
<b>DH</b>	<b>MANUFACTURE OF RUBBER AND PLASTIC PRODUCTS</b>					
<b>25</b>	<b>Manufacture of rubber and plastic products</b>					
<b>25.1</b>	<b>Manufacture of rubber products</b>					
<b>25.11</b>	<b>Manufacture of rubber tyres and tubes</b>					
25.11.15.50.00	Rubber tyre flaps	0	kom	22.000	22.000	22
<b>25.12</b>	<b>Retreading and rebuilding of rubber tyres</b>					
25.12.10.30.00	Retreaded tyres of rubber of a kind used on motor cars	0	kom	8.054	7.339	256
25.12.10.50.00	Retreaded tyres of rubber of a kind used on buses and lorries	0+1	kom	12.330	12.140	3.754
		0	kom	12.117	11.935	3.709
		1	kom	213	205	45

*Type of production:* 0 – Production on own account, 1 – Contract processing

*Production value sold:* \* - The data is less than measuring unit



**INDUSTRIAL PRODUCTION IN 2008– THE FIRST RELEASE OF PRODCOM RESULTS**

Code	Product and activity	Type of production	Measuring unit	Total production	Production sold	Production value sold (in .000 KM)
<b>25.13</b>	<b>Manufacture of other rubber products</b>					
25.13.30.55.00	Rubber hose reinforced with metal	0	kg	3.969	3.969	39
25.13.50.70.00	Rubberized textile fabrics (excluding adhesive tape of a width ≤ 20 cm)	0	kg	2.217	2.217	110
25.13.60.55.00	Household gloves of vulcanised rubber	0	pari	182.312	117.235	98
25.13.73.49.00	Rubber-to-metal bonded articles for other uses than for tractors and motor vehicles	0	kg	72.997	89.197	1.110
25.13.73.79.03	Product made of hard rubber	0	kg	35.229	35.229	697
<b>25.2</b>	<b>Manufacture of plastic products</b>					
<b>25.21</b>	<b>Manufacture of plastic plates, sheets, tubes and profiles</b>					
25.21.10.70.00	Monofilament with any cross-sectional dimension > 1 mm; rods; sticks and profile shapes of polymers of vinyl chloride (including surface worked but not otherwise worked)	0	kg	2.567.438	2.567.438	2.357
25.21.21.53.00	Rigid tubes; pipes and hoses of polymers of ethylene	0	kg	4.748.150	4.779.150	18.238
25.21.21.55.00	Rigid tubes; pipes and hoses of polymers of propylene	0	kg	157.416	144.945	950
25.21.21.57.00	Rigid tubes; pipes and hoses of polymers of vinyl chloride	0	kg	292.480	291.380	838
25.21.22.20.00	Flexible tubes; pipes and hoses of plastics; with a burst pressure ≥ 27.6 MPa	1	kg	22.013	22.013	62
25.21.30.10.00	Other plates..., of polymers of ethylene, not reinforced, thickness ≤ 0.125 mm	0	kg	1.829.101	1.829.101	8.213
25.21.30.17.01	Folia sheets and plates of polymers of ethylene	0	kg	3.989.330	4.036.132	15.023
25.21.30.29.01	Folia sheets and plates of polymers of propylene	0+1	kg	1.055.043	1.046.475	5.563
		0	kg	1.016.205	1.007.637	5.551
		1	kg	38.838	38.838	12
25.21.30.29.02	Other plates and stripes, of polypropylene	0	kg	19.833	19.833	264
25.21.30.87.00	Plates..., of addition polymerization products	0	kg	23.200	26.028	450
25.21.41.20.01	Cellular plates, strips, foils etc. of fibre-reinforced polymers of styrene	0	kg	757.587	714.712	729
25.21.41.20.02	Cellular plates, strips... of other polymers of styrene	0	kg	782.691	834.912	4.475
25.21.41.50.00	Cellular plates; sheets; film; foil and strip of polyurethanes	0	kg	43.523	42.895	537
25.21.41.80.00	Cellular plates; sheets; film; foil and strip of plastics (excluding of polymers of styrene, of polymers of vinyl chloride, of polyurethanes, of reengenerated cellulose)	0	kg	5.055	5.055	135
25.21.42.80.00	Other plates..., non cellular of plastics other than made by polymerization	0	kg	141.944	141.944	496
<b>25.22</b>	<b>Manufacture of plastic packing goods</b>					

*Type of production:* 0 – Production on own account, 1 – Contract processing

*Production value sold:* \* - The data is less than measuring unit

**INDUSTRIAL PRODUCTION IN 2008– THE FIRST RELEASE OF PRODCOM RESULTS**

Code	Product and activity	Type of production	Measuring unit	Total production	Production sold	Production value sold (in .000 KM)
25.22.11.00.01	Sacks and bags (incl. cones) ≤ 120 g/m <sup>2</sup> of polymers of ethylene	0	kg	1.012.763	1.014.474	8.138
25.22.11.00.02	Dustbin sacks and bags ≤ 120 g/m <sup>2</sup> of polymers of ethylene	0	kg	38.933	41.193	164
25.22.11.00.03	Heavy duty sacks and bags > 120 g/m <sup>2</sup> of polymers of ethylene	0	kg	798.951	798.951	2.230
25.22.11.00.04	Carrier bags of polymers of ethylene	0	kg	869.910	859.165	3.369
25.22.11.00.05	Other sacks of polymers of ethylene	0	kg	578.622	572.866	2.968
25.22.12.00.01	Sacks and bags (including cones) ≤ 120 g/m <sup>2</sup> of other plastics	0	kg	14.287	15.557	86
25.22.12.00.03	Solid bags, weight > 120g/m <sup>2</sup> , from other plastic materials	0	kg	14.287	19.449	89
25.22.12.00.04	Other sacks and bags of other plastics	0	kg	9.000	9.000	42
25.22.13.00.00	Plastic boxes; cases; crates and similar articles for the conveyance or packing of goods	0	kg	98.281	107.531	436
25.22.14.50.01	Plastic carboys; bottles; flasks and similar articles for the conveyance or packing of goods, made of polyethylene, of a capacity ≤ 2 litres	0	kom	105.874.789	102.442.863	15.281
25.22.14.50.04	Plastic carboys; bottles; flasks and similar articles for the conveyance or packing of goods, made of other plastics, of a capacity ≤ 2 litres	0+1	kom	142.833.605	140.353.466	8.879
		0	kom	141.917.999	139.437.860	8.828
		1	kom	915.606	915.606	51
25.22.14.70.01	Plastic carboys; bottles; flasks and similar articles for the conveyance or packing of goods, made of polyethylene, of a capacity > 2 litres	0	kom	11.259.106	10.278.028	4.690
25.22.14.70.02	Baloons, bottles and similar products for transport or packing goods, from polypropylene; content > 2l	0	kom	209.686	179.477	107
25.22.15.25.00	Plastic caps and capsules for bottles	0	kg	15.642	14.436	92
25.22.15.40.00	Other articles for the conveyance or packing of goods of plastics	0	kom	4.813.359	4.979.370	2.442
<b>25.23</b>	<b>Manufacture of builders' ware of plastic</b>					
25.23.12.50.00	Plastic baths; shower-baths, sinks and wash-basins	0	kom	480	480	195
25.23.12.70.00	Plastic lavatory seats and covers	0	kom	17.704	16.573	162
25.23.12.90.00	Plastic bidets; lavatory pans; flushing cisterns and similar sanitary ware (excluding baths; showers-baths, sinks and wash-basins, lavatory seats and covers)	0	kom	12.280	11.263	239
25.23.13.00.00	Plastic reservoirs; tanks; vats; intermediate bulk and similar containers; of a capacity > 300 litres	0	kg	13.854	13.854	237
25.23.14.50.01	Plastic windows and their frames, etc. window sills	0	kom	129.107	129.309	45.221

*Type of production:* 0 – Production on own account, 1 – Contract processing

*Production value sold:* \* - The data is less than measuring unit

**INDUSTRIAL PRODUCTION IN 2008– THE FIRST RELEASE OF PRODCOM RESULTS**

Code	Product and activity	Type of production	Measuring unit	Total production	Production sold	Production value sold (in .000 KM)
25.23.14.50.02	Plastic doors and their thresholds	0	kom	35.429	35.499	22.292
25.23.14.70.00	Plastic shutters; blinds and similar articles and parts thereof	0	kg	192.074	192.929	3.630
25.23.15.50.02	External wall lining tiles and boards, made of other plastics	0	kg	292.768	303.904	1.313
25.23.15.90.00	Other articles of plastic for construction including rawl plugs and other wall plugs; trunking, ducting and cable trays for electrical circuits	0	kg	166.112	142.980	1.542
<b>25.24</b>	<b>Manufacture of other plastic products</b>					
25.24.10.00.00	Plastic articles of apparel and clothing accessories (including gloves; raincoats; aprons; belts and babies' bibs) (excluding headgear)	0	kg	719	719	3
25.24.21.30.00	Self-adhesive strips of plastic with a coating consisting of unvulcanized natural or synthetic rubber; in rolls of a width ≤ 20 cm	0	kg	3.099	3.099	38
25.24.23.20.00	Tableware and kitchenware of plastic	0	kg	209.957	213.124	1.309
25.24.23.30.00	Sponges of regenerated cellulose	0	kg	72.398	72.848	840
25.24.23.70.00	Other toiletry and household articles of plastics n.e.c.	0	kg	637.263	302.914	6.705
25.24.26.00.00	Insulating fittings of plastic; for electrical machines; appliances or equipment (excluding electrical insulators)	0	kg	29.194	29.194	76
25.24.28.20.00	Plastic fittings for furniture; coachwork or the like	0	kg	12.438	12.438	211
25.24.28.30.00	Statuettes and other ornamental articles of plastic (including photograph; picture and similar frames)	0	kg	592	592	5
25.24.28.50.00	Other articles made from sheet	0	kg	7.232	7.232	64
25.24.28.70.00	Other articles of plastics or other materials	0+1	kg	2.742.804	2.741.910	15.681
		0	kg	1.506.828	1.505.934	11.825
		1	kg	1.235.976	1.235.976	3.856
25.24.90.10.00	Plastic parts for machinery and mechanical appliances excluding internal combustion piston engines, gas turbines	0	kg	1.607	1.607	52
25.24.90.40.00	Plastic products, parts of apparatus of HS 8535 to 8537, and 8542	0	kg	537.424	535.342	6.900
25.24.90.60.00	Plastic parts and accessories for all land vehicles (excluding for locomotives or rolling stock)	0	kg	56.537	57.037	308

**DI MANUFACTURE OF OTHER NON-METALLIC MINERAL PRODUCTS**
**26 Manufacture of other non-metallic mineral products**

*Type of production:* 0 – Production on own account, 1 – Contract processing

*Production value sold:* \* - The data is less than measuring unit

## INDUSTRIAL PRODUCTION IN 2008– THE FIRST RELEASE OF PRODCOM RESULTS

Code	Product and activity	Type of production	Measuring unit	Total production	Production sold	Production value sold (in .000 KM)
<b>26.1</b>	<b>Manufacture of glass and glass products</b>					
<b>26.12</b>	<b>Shaping and processing of flat glass</b>					
26.12.11.90.00	Other glass of HS 7003, 7004 or 7005, bent, edge-worked, engraved, etc.	0	kg	2.134.158	2.134.158	7.061
26.12.12.15.00	Toughened safety glass for use in motor vehicles	0	m <sup>2</sup>	1.540	1.540	308
26.12.13.30.00	Multiple-walled insulating units of glass	0	m <sup>2</sup>	43.249	43.249	1.858
26.12.13.90.00	Other glass mirrors, whether or not framed	0	kg	54.670	54.670	184
<b>26.2</b>	<b>Manufacture of non-refractory ceramic goods other than for construction purposes; manufacture of refractory ceramic products</b>					
<b>26.23</b>	<b>Manufacture of ceramic insulators and insulating fittings</b>					
26.23.10.35.01	Ceramic electrical insulators, incl. with metallic parts, for overhead power transmission or traction low voltage lines ≤ 1000 V	0	kg	2.760	2.760	38
26.23.10.35.02	Ceramic electrical insulators, incl. with metallic parts, for overhead power transmission or traction high voltage lines > 1000 V	0	kg	10.812	10.812	98
<b>26.24</b>	<b>Manufacture of other technical ceramic products</b>					
26.24.11.00.00	Ceramic wares for laboratory, chemical, technical use, of porcelain or china	0	kg	37.388	39.095	164
26.24.12.00.00	Ceramic wares for laboratory, chemical, technical use, other material than porcelain	0	kg	83.291	83.291	248
<b>26.26</b>	<b>Manufacture of refractory ceramic products</b>					
26.26.14.90.00	Refractory ceramic goods, n.e.c.	0	kg	211.000	208.000	39
<b>26.3</b>	<b>Manufacture of ceramic tiles and flags</b>					
<b>26.30</b>	<b>Manufacture of ceramic tiles and flags</b>					
26.30.10.10.00	Unglazed ceramic mosaic tiles; cubes and similar articles; with a surface area < 49 cm <sup>2</sup>	0	m <sup>2</sup>	4.523	4.761	254
26.30.10.59.00	Unglazed ceramic flags and paving; hearth or wall tiles (excluding stoneware, earthenware or fine pottery, double tiles of the Spaltplatten type)	0	m <sup>2</sup>	1.406	1.264	178
<b>26.4</b>	<b>Manufacture of bricks, tiles and construction products, in baked clay</b>					
<b>26.40</b>	<b>Manufacture of bricks, tiles and construction products, in baked clay</b>					
26.40.11.10.01	Ceramic full brick	0	m <sup>3</sup>	1.230	1.048	223
26.40.11.10.02	Ceramic hollow blocks, with horizontal holes	0	m <sup>3</sup>	256.631	252.124	23.308
26.40.11.10.03	Ceramic hollow blocks, with vertical holes	0	m <sup>3</sup>	343.440	324.105	25.073
26.40.11.10.04	Ceramic cavity brick with horizontal cavities	0	m <sup>3</sup>	14.410	12.409	725
26.40.11.10.06	Ceramic brick and blocks with vertical cavities and reduced basic mass	0	m <sup>3</sup>	395	406	85
26.40.11.10.08	Ceramic insertion bricks	0	m <sup>3</sup>	54.332	48.476	2.067

*Type of production:* 0 – Production on own account, 1 – Contract processing

*Production value sold:* \* - The data is less than measuring unit

**INDUSTRIAL PRODUCTION IN 2008– THE FIRST RELEASE OF PRODCOM RESULTS**

Code	Product and activity	Type of production	Measuring unit	Total production	Production sold	Production value sold (in .000 KM)
26.40.11.10.09	Ceramic facade brick, facade blocks and brick for paving	0	m3	123.274	118.505	7.961
26.40.11.30.00	Non-refractory clay flooring blocks; support or filler tiles and the like (excluding of siliceous fossil meals or earths)	0	kg	50.780	72.240	110
26.40.13.00.00	Ceramic pipes, conduits, guttering and pipe fittings: drain pipes and guttering with fittings	0	kg	188.048	144.849	88
<b>26.5</b>	<b>Manufacture of cement, lime and plaster</b>					
<b>26.51</b>	<b>Manufacture of cement</b>					
26.51.12.10.00	White Portland cement	0	kg	774.371.000	772.070.320	119.985
26.51.12.30.00	Grey Portland cement (including blended cement)	0	kg	632.002.000	639.881.000	97.202
<b>26.52</b>	<b>Manufacture of lime</b>					
26.52.10.33.00	Quicklime	0	kg	175.591.790	11.444.760	1.547
26.52.10.35.00	Slaked lime	0	kg	40.195.437	40.720.555	4.584
<b>26.53</b>	<b>Manufacture of plaster</b>					
26.53.10.00.00	Plasters consisting of calcined gypsum or calcium sulphate (including for use in building, for use in dressing woven fabrics or surfacing paper, for use in dentistry)	0	kg	49.282.741	48.985.590	7.555
<b>26.6</b>	<b>Manufacture of articles of concrete, plaster and cement</b>					
<b>26.61</b>	<b>Manufacture of concrete products for construction purposes</b>					
26.61.11.30.01	Building blocks for walls and partitions	0	kg	72.165.948	64.828.232	5.478
26.61.11.30.05	Building thermo insulating blocks made of cell concrete (gas and foam concrete)	0	kg	18.720.366	18.720.366	2.621
26.61.11.30.06	Terraco concrete elements for construction use	0	kg	429.502	410.583	181
26.61.11.30.07	Concrete roofing tiles and slabs, n.e.c.	0	kg	2.139.040	2.659.986	723
26.61.11.30.08	Other construction blocks and bricks of cement and concrete (incl. reinforced) or of artificial stone	0	kg	14.839.843	15.749.247	8.207
26.61.11.50.00	Tiles; flagstones and similar articles of cement; concrete or artificial stone (excluding building blocks and bricks)	0	kg	12.559.671	12.538.116	1.846
26.61.12.00.03	Prefabricated light structural components for building of ceilings and attics	0	kg	71.846	0	0
26.61.12.00.04	Prefabricated light structural components for wall cladding and lining	0	kg	522.549	553.352	144
26.61.12.00.05	Other light structural components, not reinforced	0	kg	73.790.230	76.602.825	9.647
26.61.12.00.06	Other light structural components, reinforced	0	kg	4.754.600	5.085.881	1.017
26.61.12.00.07	Other structural components, for construction and civil works, made of cement and concrete	0	kg	72.667.290	73.615.219	14.683

*Type of production:* 0 – Production on own account, 1 – Contract processing

*Production value sold:* \* - The data is less than measuring unit

**INDUSTRIAL PRODUCTION IN 2008– THE FIRST RELEASE OF PRODCOM RESULTS**

Code	Product and activity	Type of production	Measuring unit	Total production	Production sold	Production value sold (in .000 KM)
26.61.12.00.08	Other structural components, for construction and civil works, made of artificial stone	0	kg	6.474.898	5.889.744	1.324
26.61.13.00.00	Pipes of cement; concrete or artificial stone	0	kg	23.754.449	23.916.618	6.072
<b>26.62</b>	<b>Manufacture of plaster products for construction purposes</b>					
26.62.10.50.00	Boards, sheets, panels, tiles, similar articles of plaster/compositions based on plaster, faced/reinforced with paper/paperboard only, excluding articles agglom. with plaster, ornamented	0	m <sup>2</sup>	0	230	1
<b>26.63</b>	<b>Manufacture of ready-mixed concrete</b>					
26.63.10.00.00	Ready-mixed concrete	0+1	kg	1.205.353.870	1.116.694.169	57.351
		0	kg	1.203.031.870	1.114.372.169	57.229
		1	kg	2.322.000	2.322.000	122
<b>26.64</b>	<b>Manufacture of mortars</b>					
26.64.10.00.01	Facade mortars, ordinary, excl. refractory	0	kg	13.652.810	13.668.443	5.271
26.64.10.00.02	Cement mortars, excl. refractory	0	kg	39.746.337	39.953.503	7.377
26.64.10.00.03	Mortars and cements, excl. refractory n.e.c.	0	kg	4.227.201	4.142.664	1.310
<b>26.66</b>	<b>Manufacture of other articles of concrete, plaster and cement</b>					
26.66.11.00.00	Articles of plaster or compositions based on plaster, n.e.c.	0	kg	492.082	492.082	1.647
26.66.12.00.00	Articles of cement; concrete or artificial stone for non-constructional purposes (including vases; flower pots; architectural or garden ornaments; statues and ornamental goods)	0	kg	2.898.853	3.282.221	585
<b>26.7</b>	<b>Cutting, shaping and finishing of ornamental and building stone</b>					
<b>26.70</b>	<b>Cutting, shaping and finishing of ornamental and building stone</b>					
26.70.11.00.00	Worked monumental/building stone and articles thereof, in marble, travertine and alabaster excluding tiles, cubes/similar articles, largest surface < 7 cm <sup>2</sup> , setts, kerbstones, flagstones	0+1	kg	10.987.921	11.080.217	12.688
		0	kg	10.460.421	10.552.717	12.063
		1	kg	527.500	527.500	625
26.70.12.60.00	Worked monumental or building stone and articles thereof, of granite excluding tiles, cubes and similar articles, largest surface area is < 7 cm <sup>2</sup> , setts, kerbstones and flagstones	0	kg	5.564.412	5.215.309	8.954
26.70.12.80.00	Worked monumental or building stone and articles thereof (excluding of calcareous stone; granite or slate, tiles; cubes and similar articles; of which the largest surface area is < 7 cm <sup>2</sup> )	0	kg	6.675.503	6.177.278	3.350
<b>26.8</b>	<b>Manufacture of other non-metallic mineral products</b>					
<b>26.81</b>	<b>Production of abrasive products</b>					

*Type of production:* 0 – Production on own account, 1 – Contract processing

*Production value sold:* \* - The data is less than measuring unit

**INDUSTRIAL PRODUCTION IN 2008– THE FIRST RELEASE OF PRODCOM RESULTS**

Code	Product and activity	Type of production	Measuring unit	Total production	Production sold	Production value sold (in .000 KM)
26.81.11.80.00	Polishing stones; whetstones; oil stones; hones and the like; used in the hand for sharpening; whetting; scouring or polishing	0	kg	3.852	4.822	12
<b>26.82</b>	<b>Manufacture of other non-metallic mineral products n.e.c.</b>					
26.82.12.59.02	Bitumen stripes with glass fabric core and other products based on bitumen (in rolls)	0	m <sup>2</sup>	1.366.410	1.399.480	1.801
26.82.13.00.01	Bituminous hot asphalt mixtures	0	kg	828.916.612	644.748.942	63.410
26.82.13.00.02	Tar and other bituminous mixtures	0	kg	399.249	409.101	424
<b>DJ</b>	<b>MANUFACTURE OF BASIC METALS AND FABRICATED METAL PRODUCTS</b>					
<b>27</b>	<b>Manufacture of basic metals</b>					
<b>27.1</b>	<b>Manufacture of basic iron and steel and of ferro-alloys</b>					
<b>27.10</b>	<b>Manufacture of basic iron and steel and of ferro-alloys</b>					
27.10.13.20.00	Ferrous scrap	0	kg	1.567.826	1.567.826	1.165
27.10.20.90.00	Other ferro alloys n.e.c.	0	kg	14.216.000	13.432.000	50.613
27.10.31.22.00	Other ingots, primary forms and long semi-finished products including blanks (of non-alloy steel)	0	kg	587.878.440	0	0
27.10.43.30.00	Forged bars (of stainless steel)	0	kg	5.705.925	6.085.701	23.801
27.10.60.30.00	Hot rolled flat products in coil (narrow or slit strip) of a width of less than 600 mm (of steel other than of stainless steel or of high speed steel)	0	kg	324.164.000	268.997.000	310.114
27.10.72.30.00	Electrolytically metal coated sheet and strip of a width of 600 mm or more	0	kg	885.200	890.200	2.428
27.10.83.10.00	Hot rolled concrete reinforcing bars	0	kg	225.213.000	223.970.000	260.329
27.10.83.50.00	Hot rolled and forged light sections of a web height of less than 80 mm and angles	0+1	kg	14.827.606	14.372.810	18.157
		0	kg	6.420.896	5.966.100	15.213
		1	kg	8.406.710	8.406.710	2.944
<b>27.2</b>	<b>Manufacture of tubes</b>					
<b>27.22</b>	<b>Manufacture of steel tubes</b>					
27.22.10.70.00	Welded tubes and pipes, of circular cross-section, of stainless steel, of an external diameter ≤ 406,4 mm	0	kg	402.065	409.689	3.854
27.22.10.81.00	Precision tubes and pipes, of circular cross-section, of non-alloy steel, cold formed and welded or cold formed and cold drawn or cold rolled after welding, of an external diameter ≤ 406,4 mm and a wall thickness ≤ 2 mm	0	kg	16.626.440	13.776.871	18.130

*Type of production:* 0 – Production on own account, 1 – Contract processing

*Production value sold:* \* - The data is less than measuring unit



**INDUSTRIAL PRODUCTION IN 2008– THE FIRST RELEASE OF PRODCOM RESULTS**

Code	Product and activity	Type of production	Measuring unit	Total production	Production sold	Production value sold (in .000 KM)
27.22.10.86.00	Precision tubes and pipes, of circular cross-section, of non-alloy steel, cold formed and welded or cold formed and cold drawn or cold rolled after welding, of an external diameter ≤ 406,4 mm and a wall thickness > 2 mm	0	kg	32.595.398	29.363.474	38.098
27.22.10.92.00	Tubes and pipes, of circular cross-section, of steel other than stainless steel, hot or cold formed and welded, riveted or similarly closed, of an external diameter ≤ 406,4 mm	0	kg	21.191.479	19.705.167	24.795
27.22.10.94.00	Tubes and pipes, of square or rectangular cross-section, of steel, hot or cold formed and welded, of a wall thickness ≤ 2 mm	0	kg	21.241.641	20.161.066	26.370
27.22.10.96.00	Tubes and pipes, of square or rectangular cross-section, of steel, hot or cold formed and welded, of a wall thickness > 2 mm	0	kg	21.560.693	17.886.252	22.865
27.22.20.10.00	Flanges, of steel (excluding cast fittings)	0	kg	108	108	*
<b>27.3</b>	<b>Other first processing of iron and steel</b>					
<b>27.31</b>	<b>Cold drawing</b>					
27.31.30.30.00	Bars, rods, angles, shapes and sections, of stainless steel, cold-formed or cold-finished (e.g. by cold-drawing) (including painted; coated; clad or further worked)	0	kg	565.568	547.708	2.310
<b>27.32</b>	<b>Cold rolling of narrow strip</b>					
<b>27.33</b>	<b>Cold forming or folding</b>					
27.33.11.30.00	Cold formed sections, obtained from flat products, of non alloy steel, not coated	0	kg	55.000	55.000	169
<b>27.34</b>	<b>Wire drawing</b>					
27.34.11.30.00	Iron or non-alloy steel wire containing <0.25% of carbon including crimping wire excluding stranded wire, barbed wire used for fencing - duplex wire - saw-tooth wire, insulated electric wire	0	kg	9.572.959	9.336.585	12.379
27.34.11.50.00	Iron or non-alloy steel wire containing 0.25-0.6% of carbon including crimped wire excluding stranded wire, barbed wire used for fencing, duplex wire, saw-tooth wire, insulated electric wire	0	kg	3.378.117	3.282.967	6.516
27.34.11.70.00	Iron or non-alloy steel wire containing ≥0.6% of carbon including crimping wire excluding stranded wire, barbed wire used for fencing, duplex wire, saw-tooth wire, insulated electric wire	0	kg	2.046.299	2.105.008	4.176
27.34.12.50.00	Alloy steel wire (excluding stranded wire, barbed wire of a kind used for fencing, duplex wire, saw-tooth wire, insulated electric wire, of stainless steel)	0	kg	2.272.698	2.236.698	272
<b>27.4</b>	<b>Manufacture of basic precious and non-ferrous metals</b>					
<b>27.42</b>	<b>Aluminium production</b>					

*Type of production:* 0 – Production on own account, 1 – Contract processing

*Production value sold:* \* - The data is less than measuring unit

**INDUSTRIAL PRODUCTION IN 2008– THE FIRST RELEASE OF PRODCOM RESULTS**

Code	Product and activity	Type of production	Measuring unit	Total production	Production sold	Production value sold (in .000 KM)
27.42.11.30.00	Unwrought non-alloy aluminium (excluding powders and flakes)	0	kg	58.274.000	56.336.000	216.406
27.42.11.53.00	Unwrought aluminium alloys in primary form (excluding aluminium powders and flakes)	0	kg	97.635.000	98.776.000	377.562
27.42.12.00.00	Aluminium oxide (excluding artificial corundum)	1	kg	294.455.000	294.455.000	104.754
27.42.22.50.00	Aluminium alloy bars; rods; profiles and hollow profiles (excluding rods and profiles prepared for use in structures)	0	kg	8.802.053	8.449.039	70.248
<b>27.43</b>	<b>Lead, zinc and tin production</b>					
27.43.11.30.00	Refined unwrought lead (excluding lead powders or flakes)	0	kg	250	250	1
27.43.11.50.00	Unwrought lead containing antimony (excluding lead powders or flakes)	0	kg	45.674	45.674	260
27.43.21.00.00	Lead bars, rods, profiles and wire (excluding coated rods, cast rods intended for rolling, drawing or for re-casting into shaped articles, bars and rods by sintering, insulated electric wire)	0	kg	4.114	4.114	23
27.43.22.00.00	Lead plates; sheets; strip and foil; lead powders and flakes (excluding lead powders or flakes prepared as colours; paints or the like, insulated electric strip)	0	kg	16.698	16.530	103
27.43.23.00.00	Lead tubes, pipes, and tube or pipe fittings (couplings, elbows, sleeves)	0	kg	8.371	8.371	60
27.43.25.50.00	Zinc plates, sheets, strip and foil (excluding foil <0.15mm thick, stamping foils/plates, sheets and strip >0.15mm thick, prepared printing plates, expanded metal, insulated electric strip)	0	kg	2.334	2.334	8
27.43.27.00.00	Tin bars, rods, profiles and wires	0	kg	6.916	6.352	145
<b>27.44</b>	<b>Copper production</b>					
27.44.22.00.01	Other copper and copper alloy bars, rods and profiles, drawn and pressed	0	kg	831	831	13
27.44.22.00.02	Drawn and pressed bars, rods and profiles made of bronze and other copper alloys	0+1	kg	41.599	41.599	819
		0	kg	41.325	41.325	817
		1	kg	274	274	1
27.44.23.50.00	Copper wire with cross-sectional dimension > 0.5 mm, < 6 mm (excluding twine or cord reinforced with wire, stranded wire and cables)	0	kg	4.295	3.945	58
<b>27.5</b>	<b>Casting of metals</b>					
<b>27.51</b>	<b>Casting of iron</b>					

*Type of production:* 0 – Production on own account, 1 – Contract processing

*Production value sold:* \* - The data is less than measuring unit

**INDUSTRIAL PRODUCTION IN 2008– THE FIRST RELEASE OF PRODCOM RESULTS**

Code	Product and activity	Type of production	Measuring unit	Total production	Production sold	Production value sold (in .000 KM)
27.51.12.90.00	Ductile iron castings for locomotives/rolling stock/parts, use other than in land vehicles, bearing housings, plain shaft bearings, piston engines, gearing, pulleys, clutches, machinery	0	kg	1.113.000	980.000	2.428
27.51.13.90.00	Grey iron castings for locomotives/rolling stock/parts, use other than in land vehicles, bearing housings, plain shaft bearings, piston engines, gearing, pulleys, clutches, machinery	0	kg	3.207.422	2.649.443	9.448
<b>27.52</b>	<b>Casting of steel</b>					
27.52.10.30.00	Steel castings for bearing housings and plain shaft bearings (excluding for bearing housings incorporating ball or roller bearings)	0	kg	1.009.000	1.010.000	5.648
27.52.10.90.00	Steel castings for locomotives/rolling stock/parts, use other than in land vehicles, bearing housings, plain shaft bearings, piston engines, gearing, pulleys, clutches, machinery	0	kg	4.535.810	4.205.826	21.033
<b>27.53</b>	<b>Casting of light metals</b>					
27.53.10.10.00	Light metal castings for land vehicles excluding for locomotives or rolling stock, construction industry vehicles	0	kg	4.955.000	4.881.000	25.873
27.53.10.50.00	Light metal castings for machinery and mechanical appliances excluding for piston engines, turbojets, gas turbines, lifting/handling equipmt., construction industry machinery/vehicles	0	kg	68.905	68.905	387
<b>27.54</b>	<b>Casting of other non-ferrous metals</b>					
27.54.10.90.00	Parts for other utilisation	0	kg	607.718	605.437	2.434
<b>28</b>	<b>Manufacture of fabricated metal products, except machinery and equipment</b>					
<b>28.1</b>	<b>Manufacture of structural metal products</b>					
<b>28.11</b>	<b>Manufacture of metal structures and parts of structures</b>					
28.11.10.30.01	Prefabricated buildings, (incl. lightweight construction halls), made of iron or steel	0+1	kg	5.127.573	5.115.573	18.311
		0	kg	4.295.889	4.283.889	16.459
		1	kg	831.684	831.684	1.852
28.11.10.30.03	Prefabricated living containers and metallic houses, made of iron or steel	0	kg	4.105.900	4.105.900	17.023
28.11.10.30.04	Other prefabricated buildings, made of iron or steel	0	kg	2.591.265	2.591.265	4.874
28.11.10.50.00	Prefabricated buildings, of aluminium	0	kg	24.096	24.096	154
28.11.21.00.00	Iron or steel bridges and bridge-sections	0	kg	892.241	892.241	3.747
28.11.22.00.02	Iron or steel truss beam support masts for high voltage transmission lines	0	kg	17.933.261	17.724.261	17.356
28.11.22.00.03	Iron or steel truss beam support masts for lighting	0	kg	2.799.709	2.473.709	5.286

*Type of production:* 0 – Production on own account, 1 – Contract processing

*Production value sold:* \* - The data is less than measuring unit

**INDUSTRIAL PRODUCTION IN 2008– THE FIRST RELEASE OF PRODCOM RESULTS**

Code	Product and activity	Type of production	Measuring unit	Total production	Production sold	Production value sold (in .000 KM)
28.11.22.00.04	Other iron or steel truss beam towers and masts	0+1	kg	2.043.242	2.044.092	4.138
		0	kg	1.991.485	1.992.335	4.095
		1	kg	51.757	51.757	43
28.11.23.10.01	Facade scaffoldings made of iron or steel	0	kg	2.113.545	2.026.093	4.331
28.11.23.10.02	Other supports for bearing walls made of iron or steel	0	kg	24.903.648	25.136.770	35.076
28.11.23.10.03	Propping frames and structures (excl. arches) made of iron or steel	0+1	kg	20.330	20.330	215
		0	kg	20.240	20.240	214
		1	kg	90	90	1
28.11.23.10.04	Mine pits support and propping structures, of iron or steel	0	kg	695.058	695.058	1.285
28.11.23.10.05	Other supports and propping n.e.c., of iron or steel	0	kg	10.939	11.828	83
28.11.23.40.00	Structures, solely or principally of iron or steel sheet comprising two walls of profiled (ribbed) sheet with an insulating core (excluding prefabricated buildings)	0+1	kg	3.655.194	3.655.194	9.741
		0	kg	2.345.968	2.345.968	7.747
		1	kg	1.309.226	1.309.226	1.994
28.11.23.50.01	Steel roofs structures, principally of metal sheets	0	kg	1.649.909	1.664.909	5.455
28.11.23.50.02	Tin ducts and chimneys, principally of metal sheets	0	kg	994.869	994.869	3.550
28.11.23.50.03	Other structure elements, principally of metal sheets, n.e.c.	0+1	kg	12.175.200	12.092.382	14.993
		0	kg	4.913.324	4.860.794	12.149
		1	kg	7.261.876	7.231.588	2.844
28.11.23.60.01	Silos and bins, of iron or steel	0	kg	372.170	372.170	1.309
28.11.23.60.02	Other structures of iron or steel, n.e.c.	0+1	kg	12.266.817	12.131.735	39.591
		0	kg	10.891.201	10.728.959	36.144
		1	kg	1.375.616	1.402.776	3.448
28.11.23.70.00	Aluminium structure and parts of structures..., n.e.c.	0	kg	12.488.556	11.905.028	67.451
28.11.91.00.00	Installation in situ of self produced metal structures	0+1	ef. sati	2.503.651	2.450.218	30.801
		0	ef. sati	1.843.360	1.843.360	25.420
		1	ef. sati	660.291	606.858	5.381
<b>28.12</b>	<b>Manufacture of builders' carpentry and joinery of metal</b>					
28.12.10.30.01	Doors, their frames and thresholds, shutters and wings, of iron or steel	0+1	kom	4.981	4.981	5.431
		0	kom	3.533	3.533	4.433
		1	kom	1.448	1.448	998

*Type of production:* 0 – Production on own account, 1 – Contract processing

*Production value sold:* \* - The data is less than measuring unit

**INDUSTRIAL PRODUCTION IN 2008– THE FIRST RELEASE OF PRODCOM RESULTS**

Code	Product and activity	Type of production	Measuring unit	Total production	Production sold	Production value sold (in .000 KM)
28.12.10.30.03	Other windows of iron or steel	0	kom	457	457	233
28.12.10.30.04	Glazed windows, of iron or steel	0	kom	1.816	1.816	716
28.12.10.50.01	Doors, their frames and thresholds, shutters and wings, of aluminium	0	kom	24.064	24.064	18.312
28.12.10.50.02	Windows, of aluminium	0	kom	10.052	10.052	4.531
28.12.10.50.03	Glazed windows, of aluminium	0	kom	17.353	17.353	11.412
<b>28.2</b>	<b>Manufacture of tanks, reservoirs and containers of metal; manufacture of central heating radiators and boilers</b>					
<b>28.21</b>	<b>Manufacture of tanks, reservoirs and containers of metal</b>					
28.21.11.10.00	Iron or steel reservoirs, tanks, vats and similar containers for gases, of a capacity > 300 litres (excluding compressed or liquefied gas, fitted with mechanical or thermal equipment)	0	kg	510.568	510.568	1.485
28.21.11.20.00	Iron or steel reservoirs, tanks, vats and similar containers lined or heat-insulated, for liquids, of a capacity > 300 litres (excluding fitted with mechanical or thermal equipment)	0	kg	3.553.571	3.220.600	6.001
28.21.11.30.00	Iron or steel reservoirs, tanks, vats and similar containers for liquids, of a capacity > 300 litres (excluding fitted with mechanical or thermal equipment, lined or heat insulated)	0	kg	144.260	144.260	705
28.21.12.30.00	Iron or steel containers for compressed or liquefied gas (excluding steam accumulators)	0	kg	210.003	174.029	691
28.21.92.00.00	Repair and maintenance of metal tanks, reservoirs, vats and other containers	0	ef. sati	132.540	132.540	1.101
<b>28.22</b>	<b>Manufacture of central heating radiators and boilers</b>					
28.22.11.50.02	Radiators for central heating with hot water, from other metals	0	kg	8.950	8.950	130
28.22.11.50.03	Parts of radiators for central heating systems (for hot water)	0	kg	20.370	20.370	71
28.22.12.00.03	Boilers for central heating, using solid and other types of fuels	0	kom	3.383	5.064	11.525
28.22.92.00.00	Repair and maintenance of domestic and non-domestic central heating boilers	0+1	ef. sati	120.082	120.082	751
		0	ef. sati	21.445	21.445	258
		1	ef. sati	98.637	98.637	493
<b>28.3</b>	<b>Manufacture of steam generators, except central heating hot water boilers</b>					
<b>28.30</b>	<b>Manufacture of steam generators, except central heating hot water boilers</b>					
28.30.12.30.00	Auxiliary plan for use with boilers of 84.02 or 84.03, used	0	kg	3.614	3.614	25
28.30.13.50.00	Parts of apparatus of 8404.10 and 8404.20	0	kg	3.085	3.085	35

*Type of production:* 0 – Production on own account, 1 – Contract processing

*Production value sold:* \* - The data is less than measuring unit

**INDUSTRIAL PRODUCTION IN 2008– THE FIRST RELEASE OF PRODCOM RESULTS**

Code	Product and activity	Type of production	Measuring unit	Total production	Production sold	Production value sold (in .000 KM)
28.30.91.00.00	Installation services of steam generators (excluding central heating hot water boilers), including installation services for metal pipe systems in industrial plants	0	ef. sati	65.243	65.243	703
<b>28.4</b>	<b>Forging, pressing, stamping and roll forming of metal; powder metallurgy</b>					
<b>28.40</b>	<b>Forging, pressing, stamping and roll forming of metal; powder metallurgy</b>					
28.40.11.51.00	Parts of land vehicles of HS 87 (cold extrusion of steel)	0	kg	10.850	10.850	66
28.40.11.54.00	Cold extrusion steel parts for machinery and mechanical appliances excluding for piston engines	0	kg	130.900	152.162	533
28.40.11.57.00	Works of HS 7326; parts of vehicles and apparatus for fixture tracks and land vehicles and air crafts of HS 86, 87, 88 (cold extrusion of steel)	0	kg	122.387	109.321	773
28.40.12.10.00	Drop forged (and precision forged) steel parts for land vehicles excluding locomotives and rolling stock	0	kg	104.921	93.921	271
28.40.12.30.00	Parts of piston engines and mechanical engineering of HS 8483 (drop forging of steel)	0+1	kg	1.353.835	1.325.335	6.539
		0	kg	1.029.347	1.010.847	4.508
		1	kg	324.488	314.488	2.031
28.40.12.50.00	Drop forged steel parts for pulley tackle and hoists, winches and capstans, jacks, fork-lift trucks, other trucks fitted with lifting/handling equipt., lifts, escalators, conveyors and teleferics	0	kg	108.100	108.100	605
28.40.13.50.00	Articles of HS 7323, 7326; parts of furn. of HS 9403; parts of land vehicles and track fixtures of 86; apparatus of 90 (sheet met. formings of non-fer. met.)	0	kg	870.827	806.449	4.004
28.40.13.70.00	Household articles, parts of mechanical engineering, apparatus, furniture and vehicles of HS 84, 85, 86, 88, 94 (sheet metal formings of non-ferrous metal)	0	kg	6.524.000	6.524.000	16.962
<b>28.5</b>	<b>Treatment and coating of metals; general mechanical engineering</b>					
<b>28.51</b>	<b>Treatment and coating of metals</b>					
28.51.11.70.00	Metallic coating in zinc by electrolysis	0	ef. sati	136.000	136.000	7.153
28.51.11.90.00	Metallic coating by electrolysis or chemical treatments of metals other than zinc (including nickel, copper, chromium, precious metals, etc.)	0+1	ef. sati	35.606	35.606	998
		0	ef. sati	34.560	34.560	989
		1	ef. sati	1.046	1.046	8
28.51.12.30.00	Plastic coating of metals (including powder coating)	0+1	ef. sati	9.089	9.089	113
		0	ef. sati	235	235	28
		1	ef. sati	8.854	8.854	86

*Type of production:* 0 – Production on own account, 1 – Contract processing

*Production value sold:* \* - The data is less than measuring unit

**INDUSTRIAL PRODUCTION IN 2008– THE FIRST RELEASE OF PRODCOM RESULTS**

Code	Product and activity	Type of production	Measuring unit	Total production	Production sold	Production value sold (in .000 KM)
28.51.21.00.00	Heat treatment of metals (excluding metallic coating, plastic coating)	0	ef. sati	36.000	36.000	360
28.51.22.90.00	Other metallic surface treatments	0+1	ef. sati	396.544	396.544	5.355
		0	ef. sati	304.169	304.169	3.660
		1	ef. sati	92.375	92.375	1.695
<b>28.52</b>	<b>General mechanical engineering</b>					
28.52.10.03.00	Turning of metal parts for machinery and mechanical appliances	0+1	ef. sati	170.306	170.306	3.516
		0	ef. sati	112.481	112.481	2.733
		1	ef. sati	57.825	57.825	784
28.52.10.05.00	Turning of metal parts for land vehicles (excluding for locomotives or rolling stock, made by casting, forging, pressing, stamping, roll forming or powder metallurgy)	0	ef. sati	275.717	275.717	9.730
28.52.10.07.00	Turning of metal parts for aircraft, spacecraft and satellites	0	ef. sati	237.179	237.179	9.507
28.52.10.09.00	Turning of metal parts for electrical machinery and equipment, sound recorders and reproducers, television image and sound recorders and reproducers	0	ef. sati	1.707	1.707	119
28.52.10.13.00	Turning of metal parts for articles of HS 7326, 7419, 7616; turning of metal parts for vehicles and apparatus for fixing railway track of HS 86	0+1	ef. sati	57.848	57.848	708
		0	ef. sati	49.160	49.160	595
		1	ef. sati	8.688	8.688	113
28.52.20.00.00	General mechanical engineering services (excluding turning of metal parts)	0	ef. sati	18.789	18.789	490
<b>28.6</b>	<b>Manufacture of cutlery, tools and general hardware</b>					
<b>28.61</b>	<b>Manufacture of cutlery</b>					
28.61.14.40.00	Table flatware (excluding table knives, including fish-knives and butter-knives) and similar tableware of stainless steel or other base metal	0	kom	61.866	61.866	19
<b>28.62</b>	<b>Manufacture of tools</b>					
28.62.10.10.00	Spades and shovels	0	kg	116.000	116.000	552
28.62.10.20.00	Forks of a kind used in agriculture, horticulture or forestry	0	kg	54.550	54.550	240
28.62.10.30.01	Mattocks and hoes	0	kg	101.800	101.800	640
28.62.10.30.02	Hoes	0	kg	45.450	45.450	200
28.62.10.30.03	Rake	0	kg	36.300	36.300	160
28.62.10.40.00	Axes, bill hooks and similar hewing tools (excluding ice axes)	0	kg	108.900	108.900	544
28.62.10.70.00	Other hand tools (excluding clasp knives) for agriculture, horticulture or forestry	0	kg	27.200	27.200	120

*Type of production:* 0 – Production on own account, 1 – Contract processing

*Production value sold:* \* - The data is less than measuring unit



**INDUSTRIAL PRODUCTION IN 2008– THE FIRST RELEASE OF PRODCOM RESULTS**

Code	Product and activity	Type of production	Measuring unit	Total production	Production sold	Production value sold (in .000 KM)
28.62.30.55.00	Hammers and sledge hammers with working part of metal	0	kg	11.000	11.000	66
28.62.30.65.00	Household hand tools	0	kg	7.300	7.300	31
28.62.30.73.00	Other tools for masons, moulders, cement workers, plasterers and painters	0	kg	8.000	8.000	16
28.62.30.77.00	Other hand tools (including cartridge operated riveting) wallplugging and similar hand tools	0	kg	61.000	61.000	800
28.62.30.85.00	Vices, clamps and the like	0	kg	12.600	12.600	54
28.62.40.14.00	Tapping tools for working metal	0	kg	96.818	96.619	6.696
28.62.40.16.00	Threading tools for working metal	0	kg	52.841	55.599	1.063
28.62.40.27.00	Drilling tools with working part of sintered metal carbide, for working metal excluding unmounted sintered metal carbide plates, sticks, tips and the like for tools	0	kg	4.772	12.336	864
28.62.40.45.00	Boring or broaching tools (excluding work and tool holders for machines or hand tools, with diamond or agglomerated diamond working parts, for working metal, for earth boring)	0	kg	1.972	1.772	62
28.62.40.48.00	Broaching tools for working metal, with working part of materials other than diamond or agglomerated diamond	0	kg	243.227	315.524	13.200
28.62.40.69.00	Milling tools (excluding for working metal)	0+1	kg	249.480	249.480	850
		0	kg	1.980	1.980	469
		1	kg	247.500	247.500	381
28.62.40.71.00	Turning tools with working part of sintered metal carbide, for working metal excluding unmounted sintered metal carbide plates, sticks, tips and the like for tools	0	kg	34.189	39.726	530
28.62.40.89.00	Interchangeable tools in other materials	0	kg	102.236	118.168	3.364
28.62.50.33.00	Pressing, stamping or punching tools for working metal (excluding work and tool holders for machines or hand tools)	0	kg	61.000	61.000	1.811
<b>28.63</b>	<b>Manufacture of locks and hinges</b>					
28.63.11.50.00	Base metal motor vehicle locks	0	kg	556	516	16
28.63.13.30.00	Base metal clasps and frames with clasps, with locks (excluding fasteners and clasps for handbags, brief-cases and executive-cases)	0	kg	905	905	90
28.63.14.40.00	Base metal mountings, fittings and similar articles suitable for buildings (excluding hinges, castors, locks, keys, spy holes fitted with optical elements and key operated door bolts)	0	kg	133.550	133.550	246
28.63.14.50.00	Base metal mountings, fittings and similar articles suitable for furniture (excluding hinges, castors, locks and keys)	0	kg	1.392.100	1.379.198	3.964

*Type of production:* 0 – Production on own account, 1 – Contract processing

*Production value sold:* \* - The data is less than measuring unit

**INDUSTRIAL PRODUCTION IN 2008– THE FIRST RELEASE OF PRODCOM RESULTS**

Code	Product and activity	Type of production	Measuring unit	Total production	Production sold	Production value sold (in .000 KM)
28.63.14.60.00	Mountings, fittings, etc, for doors, staircases, of base metal	0	kg	76.588	76.589	543
<b>28.7</b>	<b>Manufacture of other fabricated metal products</b>					
<b>28.73</b>	<b>Manufacture of wire products</b>					
28.73.11.30.00	Iron or steel stranded wire, ropes and cables (including stranded wires and wire ropes with or without attached fittings not electrically insulated) (excluding electrically insulated)	0	kg	702.549	702.549	3.715
28.73.12.30.00	Barbed wire and barbed wire entanglements made from steel or steel wire	0	kg	18.635	18.780	52
28.73.13.20.00	Welded grill, netting and fencing manufactured from wire of a diameter of $\geq 3$ mm, with mesh size of $\geq 100$ cm <sup>2</sup> including with a backing of paper as used in cementing and plastering	0+1	kg	95.973.193	98.403.358	116.468
		0	kg	92.664.136	94.941.561	116.168
		1	kg	3.309.057	3.461.797	300
28.73.13.30.00	Welded grill, netting and fencing, manufactured from wire < 3 mm diameter (including with a backing of paper as used in cementing and plastering)	0	kg	58.575.061	58.360.793	84.671
28.73.13.43.00	Woven, not welded, wire mesh, grill, netting and fencing (excluding plastic coated)	0	kg	461.223	461.693	1.103
28.73.13.45.00	Woven, not welded, wire mesh, grill, netting and fencing, plastic coated	0	kg	172.100	172.100	535
28.73.13.50.00	Iron or steel expanded metal	0	kg	698.273	698.273	547
28.73.14.10.00	Iron or steel drawing pins (excluding with copper or copper heads)	0	kg	361.010	365.373	712
28.73.14.20.00	Iron or steel nails cold-pressed from wire, in strips or coils (excluding with copper or copper alloy nail heads)	0	kg	264.000	297.000	489
28.73.14.50.00	Other nails or tacks cold-pressed from wire, of iron or steel, excluding plated or coated with white zinc, hardened, in strips or coils,...	0	kg	202.275	201.275	376
28.73.14.60.00	Iron or steel nails, tacks, corrugated nails or staples excluding cold-pressed from wire, with copper or copper alloy heads - staples in strips for use in offices, upholstery and packaging	0	kg	333.315	348.939	629
28.73.15.10.00	Base metal coated electrodes for electric arc-welding	0	kg	284.158	275.754	964
28.73.15.70.00	Base metal wire and rods of agglomerated base powder, used for metal spraying (including parts)	0	kg	13.893	13.893	18
<b>28.74</b>	<b>Manufacture of fasteners, screw machine products, chain and springs</b>					

*Type of production:* 0 – Production on own account, 1 – Contract processing

*Production value sold:* \* - The data is less than measuring unit

**INDUSTRIAL PRODUCTION IN 2008– THE FIRST RELEASE OF PRODCOM RESULTS**

Code	Product and activity	Type of production	Measuring unit	Total production	Production sold	Production value sold (in .000 KM)
28.74.11.13.00	Screws, turn. from bars... of a shank thickness ≤ 6 mm	0	kg	2.796.653	2.796.816	7.205
28.74.11.25.00	Other screws and bolts with heads	0	kg	0	19.606	63
28.74.11.85.00	Stainless steel nuts (excluding those turned from bars, rods, profiles, or wire, of solid section, of a hole diameter ≤ 6 mm)	0	kg	4.471	4.471	9
28.74.11.90.00	Threaded articles, nes, of iron or steel	0	kg	1.481.880	1.481.827	6.555
28.74.12.30.00	Iron or steel washers (excluding spring washers and other lock washers)	0	kg	3.163.966	3.168.100	13.793
28.74.14.13.00	Iron or steel hot-worked laminated leaf-springs and leaves therefor	0	kg	15.800	15.800	155
28.74.14.33.00	Iron or steel cold-formed helical coil compression springs	0	kg	637.127	629.502	452
28.74.14.35.00	Iron or steel cold-formed helical coil tension springs	0	kg	441.629	433.829	335
28.74.14.55.00	Iron or steel discs springs	0	kg	344.502	345.284	920
28.74.20.50.00	Iron or steel chain excluding articulated link chain, skid chain, stud-link and welded link chain - chain saws, or other articles in which chains play a subsidiary role, surveying chains	0	kg	110.926	127.523	524
<b>28.75</b>	<b>Manufacture of other fabricated metal products n.e.c.</b>					
28.75.11.27.00	Baths of iron or steel	0	kom	0	90	4
28.75.11.31.00	Sanitary ware and parts of sanitary ware of iron or steel	0	kg	7.910	8.118	20
28.75.12.43.00	Table articles... of iron or steel, n.e.c.	1	kg	828.000	828.000	518
28.75.12.80.00	Iron or steel wool, pot scourers and scouring or polishing pads, and gloves and the like	0	kg	12.184	12.304	156
28.75.23.50.00	Base metal staples in strips for use in offices, upholstery and packaging	0	kg	23.924	25.856	133
28.75.27.19.00	Cast articles of iron or steel, n.e.c.	0	kg	573.091	505.196	1.650
28.75.27.22.00	Forged or stamped articles of iron or steel, n.e.c.	0	kg	11.846	73.773	79
28.75.27.31.00	Iron or steel ladders and steps (excluding forged or stamped)	0	kg	14.390	14.390	88
28.75.27.33.00	Iron or steel pallets and similar platforms for handling goods	0	kg	15.109	22.773	90
28.75.27.37.00	Iron or steel non-mechanical ventilators, guttering, hooks and similar articles used in the building industry (excluding forged or stamped)	0	kg	77.000	73.650	120
28.75.27.49.00	Other ware	0+1	kg	17.684.497	9.581.475	8.840
		0	kg	17.335.360	9.232.338	8.350
		1	kg	349.137	349.137	490

*Type of production:* 0 – Production on own account, 1 – Contract processing

*Production value sold:* \* - The data is less than measuring unit

**INDUSTRIAL PRODUCTION IN 2008– THE FIRST RELEASE OF PRODCOM RESULTS**

Code	Product and activity	Type of production	Measuring unit	Total production	Production sold	Production value sold (in .000 KM)
28.75.27.55.00	Aluminium articles; inspection traps, gutters and gutter spouts, ladders and steps, thimbles, venetian blinds, cigarette cases, cosmetic/powder boxes and cases excluding of cast aluminium	0	kg	68.938	68.938	1.313
28.75.27.58.00	Articles of copper, n.e.c.	0	kg	163.987	163.987	2.214
28.75.27.69.00	Other articles of nickel, n.e.c.	0	kg	2.923	2.923	48
28.75.27.83.00	Iron or steel flexible tubing (excluding rubber tubing incorporating or fitted with external metallic reinforcements, flexible tubing made into the form of machinery or vehicle parts)	0	kg	20.185	20.185	59
28.75.27.87.00	Base metal sign-plates, name-plates, address-plates and similar plates, numbers, letters and other symbols (excluding illuminated)	0	kg	45.209	48.209	773
<b>DK MANUFACTURE OF MACHINERY AND EQUIPMENT N.E.C.</b>						
<b>29 Manufacture of machinery and equipment n.e.c.</b>						
<b>29.1 Manufacture of machinery for the production and use of mechanical power, except aircraft, vehicle and cycle engines</b>						
<b>29.11 Manufacture of engines and turbines, except aircraft, vehicle and cycle engines</b>						
29.11.92.00.00	Repair and maintenance of engines and turbines (excluding aircraft, vehicle and cycle engines)	0	cf. sati	208.862	208.862	2.519
<b>29.12 Manufacture of pumps and compressors</b>						
29.12.21.70.00	Fuel, lubricating or cooling-medium pumps for internal combustion engines	0	kom	419.239	396.174	14.603
29.12.36.30.00	Reciprocating displacement compressors having a gauge pressure capacity ≤ 15 bar, giving a flow ≤ 60 m <sup>3</sup> /hour	0	kom	128	173	653
29.12.36.70.00	Reciprocating displacement compressors having a gauge pressure capacity > 15 bar, giving a flow per hour ≤ 120 m <sup>3</sup>	0	kom	10	16	522
29.12.41.30.00	Pneumatic equipment, spare parts and parts for assembly	0	kg	331.578	332.351	2.167
29.12.41.50.00	Hydraulic equipment, spare parts and parts for assembly	0	kg	26.642	26.642	691
29.12.42.00.00	Parts of pumps for liquids and for liquid elevators	0	kg	4.057	4.027	161
29.12.92.00.00	Repair and maintenance of pumps and compressors	0	cf. sati	15.930	15.930	398
<b>29.14 Manufacture of bearings, gears, gearing and driving elements</b>						
29.14.23.30.00	Bearing housings incorporating ball or roller bearings	0	kg	55	55	1
29.14.24.40.00	Other gear boxes	0	kg	42.289	42.289	702
29.14.31.30.00	Balls, needles and rollers for ball or roller bearings	0	kg	2.029.180	2.027.690	11.001

*Type of production:* 0 – Production on own account, 1 – Contract processing

*Production value sold:* \* - The data is less than measuring unit

**INDUSTRIAL PRODUCTION IN 2008– THE FIRST RELEASE OF PRODCOM RESULTS**

Code	Product and activity	Type of production	Measuring unit	Total production	Production sold	Production value sold (in .000 KM)
29.14.31.50.00	Parts of ball or roller bearings (excluding balls, needles and rollers)	1	kg	60.118	60.118	289
29.14.33.50.00	Parts of transmission, cam and crankshafts, cranks, plain shaft bearings, gears, ball/roller screws, gearboxes, torque converters, flywheels, pulleys, clutches, shaft couplings, universal joints	0	kg	724.597	724.597	3.938
<b>29.2</b>	<b>Manufacture of other general purpose machinery</b>					
<b>29.22</b>	<b>Manufacture of lifting and handling equipment</b>					
29.22.11.50.00	Manually operated chain hoists (excluding of a kind used for raising vehicles, powered by an electric motor)	0	kom	36	36	52
29.22.13.50.00	Hydraulic jacks and hoists for raising vehicles (excluding those for use in garages)	0	kom	402	397	99
29.22.14.20.00	Overhead travelling cranes on fixed support	0	kom	42	42	1.904
29.22.14.43.00	Tower cranes	0	kom	6	5	1.500
29.22.14.50.00	Self-propelled lifting equipment, of a kind mounted to run on rails in servicing building sites, quarries and the like	0	kom	2	2	430
29.22.15.35.00	Self-propelled fork-lift trucks, rough terrain and other trucks, non-electric powered, with a lifting height <1m	0	kom	4	4	120
29.22.19.30.00	Parts of machinery of HS 8425, 8427 and 8428 (excluding lift, skip hoists or escalators)	0	kg	214.470	214.470	1.826
29.22.20.00.00	Buckets, shovels, grabs and grips for ships' derricks, cranes, mobile lifting frames, works trucks fitted with crane, bulldozers, levellers, excavators, shovel loaders etc., for snow ploughs	0	kg	276.039	289.987	1.824
29.22.92.00.00	Repair and maintenance of lifting and handling equipment	0+1	ef. sati	44.410	44.410	1.652
		0	ef. sati	36.077	36.077	1.527
		1	ef. sati	8.333	8.333	125
<b>29.23</b>	<b>Manufacture of non-domestic cooling and ventilation equipment</b>					
29.23.12.20.00	Window or wall air conditioning systems, self-contained or split-systems	0	kom	450	450	4.016
29.23.14.10.00	Machinery and apparatus for filtering or purifying air (excluding intake filters for internal combustion engines)	0	kom	13.145	13.319	48
29.23.20.50.00	Centrifugal fans (excluding table, floor, wall, window, ceiling or roof fans with a self-contained electric motor of an output ≤ 125 W)	0	kom	4.692	4.692	555
29.23.30.50.00	Parts for non-domestic refrigerating equipment (including evaporators and condensers)	0+1	kom	389.536	389.536	786
		0	kom	11.889	11.889	106

*Type of production:* 0 – Production on own account, 1 – Contract processing

*Production value sold:* \* - The data is less than measuring unit

**INDUSTRIAL PRODUCTION IN 2008– THE FIRST RELEASE OF PRODCOM RESULTS**

Code	Product and activity	Type of production	Measuring unit	Total production	Production sold	Production value sold (in .000 KM)
		1	kom	377.647	377.647	680
29.23.30.90.00	Parts of non-domestic equipment of HS 8419	0	kg	36.000	36.000	634
<b>29.24</b>	<b>Manufacture of other general purpose machinery n.e.c.</b>					
29.24.13.30.00	Oil or petrol-filters for internal combustion engines	0	kom	4.394.050	4.550.921	16.142
29.24.13.50.00	Intake air filters for internal combustion engines	0	kom	1.702.819	1.661.414	10.969
29.24.21.70.00	Machinery for packing or wrapping (excluding for filling, closing, sealing, capsuling or labelling bottles, cans, boxes, bags or other containers)	0	kom	10	10	116
29.24.52.50.00	Parts for filtering and purifying machinery and apparatus, for liquids or gases (excluding for centrifuges and centrifugal dryers)	0	kg	249.109	242.363	6.664
29.24.54.00.00	Non-automatic lubricating pots, greasing nipples, oil seal rings, hand wheels, levers, hand grips, safety guards and baseplates for machinery	0	kg	53.500	53.500	651
<b>29.3</b>	<b>Manufacture of agricultural and forestry machinery</b>					
<b>29.31</b>	<b>Manufacture of agricultural tractors</b>					
29.31.10.00.00	Pedestrian-controlled tractors	0	kom	582	564	861
<b>29.32</b>	<b>Manufacture of other agricultural and forestry machinery</b>					
29.32.11.30.00	Mouldboard ploughs	0	kom	0	12	13
29.32.11.70.00	Disc harrows	0	kom	0	3	3
29.32.12.30.00	Harrows (excluding disc harrows)	0	kom	0	3	2
29.32.32.30.00	Turners, side delivery rakes, and tedders	0	kom	106	106	85
29.32.65.50.00	Other machinery of HS 8436	0	kom	1.469	1.402	2.308
29.32.70.20.00	Parts of agricultural, horticultural or forestry machinery for soil preparation or cultivation	0	kg	257.036	215.980	1.319
29.32.70.50.00	Parts of machinery and apparatus of HS 8433	0	kg	104.764	104.764	941
<b>29.4</b>	<b>Manufacture of machine tools</b>					
<b>29.41</b>	<b>Manufacture of portable hand held power tools</b>					
29.41.11.03.00	Pneumatic rotary-type hand tools (including combined rotary-percussion)	0	kom	2.344	2.050	457
29.41.11.05.00	Pneumatic hand tools (excluding rotary type)	0	kom	237	178	121
29.41.11.15.00	Electropneumatic hand drills (including drilling, tapping or reaming machines, boring machines and rock drills)	0	kom	54	61	41
<b>29.42</b>	<b>Manufacture of other metalworking machine tools</b>					

*Type of production:* 0 – Production on own account, 1 – Contract processing

*Production value sold:* \* - The data is less than measuring unit

**INDUSTRIAL PRODUCTION IN 2008– THE FIRST RELEASE OF PRODCOM RESULTS**

Code	Product and activity	Type of production	Measuring unit	Total production	Production sold	Production value sold (in .000 KM)
29.42.32.50.00	Numerically controlled shearing machines for working metal (including presses) (excluding combined punching and shearing machines)	0	kom	1	1	29
29.42.33.33.00	Non-numerically controlled bending, folding, straightening or flattening machines for working flat metal products (including presses)	0	kom	27	27	358
29.42.33.50.00	Non-numerically controlled shearing machines for working metal (including presses) (excluding combined punching and shearing machines)	0	kom	12	12	724
29.42.34.80.00	Other presses for making rivets, bolts and screws, nonnumerically controlled	0	kom	5	6	598
29.42.40.50.00	Parts and accessories for metal forming machine-tools (excluding tool holders and self-opening dieheads, work holders, dividing heads and other special attachments for machine-tools)	0	kg	1.284.660	1.300.922	6.340
29.42.92.00.00	Maintenance and repair services of metalworking machine tools	0	ef. sati	35.984	35.984	949
<b>29.43</b>	<b>Manufacture of other machine tools n.e.c.</b>					
29.43.12.33.00	Band saws for working wood, cork, bone and hard rubber, hard plastics or similar hard materials	0	kom	4.630	4.490	370
29.43.12.65.00	Bending or assembling machines for working wood, cork, bone, hard rubber, hard plastics or similar hard materials	0	kom	4	4	74
29.43.12.70.00	Splitting, slicing or paring machines for working wood, cork, bone, hard rubber, hard plastics or similar hard materials	0	kom	803	803	4.105
29.43.92.00.00	Maintenance and repair services of machine tools for working wood, cork, stone, hard rubber and similar hard materials	1	ef. sati	1.148	1.148	23
<b>29.5</b>	<b>Manufacture of other special purpose machinery</b>					
<b>29.51</b>	<b>Manufacture of machinery for metallurgy</b>					
29.51.12.70.00	Parts of metal-rolling mills (excluding rolls)	0	kg	23.022	20.971	208
<b>29.52</b>	<b>Manufacture of machinery for mining, quarrying and construction</b>					
29.52.11.00.00	Continuous-action elevators and conveyors, for underground use	0	kom	26	26	1.672
29.52.24.00.00	Ride-on compaction equipment and the like	0	kom	38	38	45
29.52.40.80.00	Other machinery for earth, stone, ores, etc, n.e.c.	0	kom	2.318	1.846	3.118
29.52.61.30.00	Parts for boring or sinking machinery	0	kg	51.000	50.000	2.014

*Type of production:* 0 – Production on own account, 1 – Contract processing

*Production value sold:* \* - The data is less than measuring unit



**INDUSTRIAL PRODUCTION IN 2008– THE FIRST RELEASE OF PRODCOM RESULTS**

Code	Product and activity	Type of production	Measuring unit	Total production	Production sold	Production value sold (in .000 KM)
29.52.61.50.00	Parts for earthmoving equipt., ships' derricks, cranes, mobile lifting frames excluding buckets, shovels, grabs, grips, blades (all types of construction equipt.), for boring/sinking machinery	0	kg	169.270	169.270	1.530
29.52.62.00.00	Parts of machinery of 8474	0	kg	223.434	223.434	4.881
29.52.91.00.00	Installation of machinery for mining, quarrying and construction	0	ef. sati	46.933	46.933	1.047
29.52.92.00.00	Repair and maintenance of machinery for mining, quarrying and construction	0	ef. sati	159.424	159.424	2.302
<b>29.53</b>	<b>Manufacture of machinery for food, beverage and tobacco processing</b>					
29.53.13.00.00	Machinery used in the milling industry or for the working of cereals or dried leguminous vegetables (excluding farm-type machinery)	0	kom	8	8	190
29.53.16.13.00	Industrial bakery machinery (excluding non-electric ovens)	0	kom	39	39	1.238
29.53.22.50.00	Parts of machinery of 8438	0	kg	18.581	18.581	238
29.53.91.00.00	Installation of machinery for food, beverage and tobacco processing	0	ef. sati	79.648	79.648	2.814
29.53.92.00.00	Repair and maintenance of machinery for food, beverage and tobacco processing	0+1	ef. sati	28.552	28.552	491
		0	ef. sati	22.312	22.312	335
		1	ef. sati	6.240	6.240	156
<b>29.54</b>	<b>Manufacture of machinery for textile, apparel and leather production</b>					
29.54.41.10.00	Parts and accessories of machines of 8444 and 8445 or their auxiliary machinery	0	kg	1.112.405	1.112.405	3.077
<b>29.55</b>	<b>Manufacture of machinery for paper and paperboard production</b>					
29.55.12.70.00	Parts for cutting machines, machines for making bags, sacks/ envelopes, making cartons, boxes, cases, tubes, drums/similar containers, for moulding articles in paper, - pulp, -board	0	kg	4.605	4.605	101
29.55.92.00.00	Repair and maintenance of machinery for paper and paperboard production	0	ef. sati	47.000	47.000	591
<b>29.56</b>	<b>Manufacture of other special purpose machinery n.e.c.</b>					
29.56.24.20.00	Injection or compression type moulds for metal or metal carbides (excluding ingot moulds)	0	kom	220	220	610
29.56.24.70.00	Injection or compression type mould tools for rubber or plastics	0	kom	54	54	970
29.56.26.30.00	Parts for machines for assembling electric/electronic lamps, tubes/valves/flashbulbs, in glass envelopes, for manufacturing/ hot working glass/glassware excluding moulds for glass making	0	kg	1.434.000	1.434.000	7.425

*Type of production:* 0 – Production on own account, 1 – Contract processing

*Production value sold:* \* - The data is less than measuring unit

**INDUSTRIAL PRODUCTION IN 2008– THE FIRST RELEASE OF PRODCOM RESULTS**

Code	Product and activity	Type of production	Measuring unit	Total production	Production sold	Production value sold (in .000 KM)
29.56.26.50.00	Parts for machinery for working rubber or plastics or for manufacturing rubber or plastic products (excluding moulding tools)	0	kg	16.930	16.930	465
<b>29.6</b>	<b>Manufacture of weapons and ammunition</b>					
<b>29.60</b>	<b>Manufacture of weapons and ammunition</b>					
29.60.15.30.00	Parts and accessories of HS 9301 to 9304 (excluding military weapons)	0	kg	700	700	135
<b>29.7</b>	<b>Manufacture of domestic appliances n.e.c.</b>					
<b>29.71</b>	<b>Manufacture of electric domestic appliances</b>					
29.71.11.10.00	Combined refrigerators-freezers, with separate external doors	0	kom	135.586	125.176	31.920
29.71.11.33.00	Household-type refrigerators (including compression-type, electrical absorption-type) (excluding built-in)	0	kom	49.905	48.608	10.402
29.71.11.70.00	Upright freezers of a capacity ≤ 900 litres	0	kom	17.286	18.731	5.151
29.71.15.30.00	Table, floor, wall, window, ceiling or roof fans, with a self-contained electric motor of an output ≤ 125 W	0	kom	13.444	13.688	255
29.71.21.30.00	Domestic floor polishers with a self-contained electric motor	1	kom	2.700	2.700	9
29.71.23.73.00	Electric steam irons (including cordless irons, tailors' or dressmakers' irons)	1	kom	52.000	52.000	554
29.71.25.30.00	Electric instantaneous water heaters	0	kom	41	48	19
29.71.25.50.00	Electric water heaters (including storage water heaters) (excluding instantaneous)	0	kom	718	718	464
29.71.26.90.00	Other electric space heaters	0	kom	74	156	7
29.71.30.30.00	Parts for electro-mechanical domestic appliances with a self-contained electric motor	1	kg	38.057	38.057	245
29.71.30.50.00	Parts for shavers and hair clippers with a self-contained electric motor	1	kg	111.187	111.187	612
<b>29.72</b>	<b>Manufacture of non-electric domestic appliances</b>					
29.72.11.50.00	Iron or steel solid fuel domestic cooking appliances and plate warmers (including those with subsidiary boilers for central heating)	0	kom	11.078	9.812	2.807
29.72.12.70.00	Iron or steel solid fuel domestic appliances (including heaters, grates, fires and braziers; excluding cooking appliances and plate warmers)	0	kom	2.087	2.053	1.355
29.72.20.00.00	Iron/steel parts for iron/steel stoves, ranges, grates, cookers, barbecues, brazers, gas-rings, plate warmers and similar non-electric domestic appliances for gas, liquid/solid fuels	0	kg	1.438	2.102	8

*Type of production:* 0 – Production on own account, 1 – Contract processing

*Production value sold:* \* - The data is less than measuring unit

**INDUSTRIAL PRODUCTION IN 2008– THE FIRST RELEASE OF PRODCOM RESULTS**

Code	Product and activity	Type of production	Measuring unit	Total production	Production sold	Production value sold (in .000 KM)
<b>DL</b>	<b>MANUFACTURE OF ELECTRICAL AND OPTICAL EQUIPMENT</b>					
<b>30</b>	<b>Manufacture of office machinery and computers</b>					
<b>30.0</b>	<b>Manufacture of office machinery and computers</b>					
<b>30.01</b>	<b>Manufacture of office machinery</b>					
30.01.13.50.00	Cash registers	0	kom	46.636	23.936	6.004
<b>30.02</b>	<b>Manufacture of computers and other information processing equipment</b>					
30.02.11.00.00	Analogue or hybrid automatic data processing machines	0	kom	314	314	345
30.02.12.00.00	Laptop PCs and palm-top organisers	0	kom	2.415	2.415	2.624
30.02.13.00.00	Desk top PCs	0	kom	20.998	20.998	21.059
30.02.14.00.00	Digital data processing machines: presented in the form of systems	0	kom	97	77	775
30.02.16.30.00	Printers	0	kom	0	4.713	1.013
30.02.16.50.00	Keyboards	0	kom	0	8.473	180
30.02.16.70.00	Input or output units whether or not containing storage units in the same housing (including mice) (excluding printers and keyboards)	0	kom	477	477	280
30.02.17.30.00	Central storage units	0	kom	139	139	24
30.02.17.55.00	CD-ROM drives	0	kom	38	38	2
30.02.17.90.00	Storage units (excluding central storage units, disk storage units and magnetic tape storage units)	0	kom	167	167	12
30.02.18.00.00	Other machines for processing data, n.e.c.	0	kom	60	60	59
30.02.19.00.00	Parts and accessories for computers and other data processing machines	0	kg	1.073	1.073	194
30.02.90.00.00	Installation of computers and other information processing equipment	0	ef. sati	234.757	234.757	4.011
<b>31</b>	<b>Manufacture of electrical machinery and apparatus n.e.c.</b>					
<b>31.1</b>	<b>Manufacture of electric motors, generators and transformers</b>					
<b>31.10</b>	<b>Manufacture of electric motors, generators and transformers</b>					
31.10.31.50.00	Generating sets with compression-ignition internal combustion piston engines of an output > 375 kVA but ≤ 750 kVA	0	kom	111	111	2.000
31.10.32.35.00	Generating sets with spark-ignition internal combustion piston engines of an output > 7.5 kVA	0	kom	23	23	592
31.10.42.33.00	Measuring transformers having a power handling capacity ≤ 1 kVA (including for voltage measurement)	0	kom	182	182	1.611
31.10.42.35.00	Other transformers, nes, power handling capacity ≤ 1 kVA	0	kom	328.564	328.564	420
31.10.50.35.00	Rectifiers	0	kom	317	317	1.390

*Type of production:* 0 – Production on own account, 1 – Contract processing

*Production value sold:* \* - The data is less than measuring unit

**INDUSTRIAL PRODUCTION IN 2008– THE FIRST RELEASE OF PRODCOM RESULTS**

Code	Product and activity	Type of production	Measuring unit	Total production	Production sold	Production value sold (in .000 KM)
31.10.50.55.00	Inverters having a power handling capacity > 7.5 kVA	0	kom	173	173	2.200
31.10.50.80.00	Inductors (excluding induction coils, deflection coils for cathode-ray tubes, for discharge lamps and tubes)	0	kom	5.200.528	5.200.528	3.930
31.10.61.00.00	Parts suitable for machines of 8501 or 8502	0	kg	428.059	428.059	13.007
31.10.62.05.00	Parts of transformers and inductors (excluding ferrite cores)	0	kg	7.847	7.847	269
31.10.92.00.00	Repair and maintenance of electric motors, generators and transformers	0	ef. sati	303.636	303.636	4.027
<b>31.2</b>	<b>Manufacture of electricity distribution and control apparatus</b>					
<b>31.20</b>	<b>Manufacture of electricity distribution and control apparatus</b>					
31.20.10.10.00	Fuses for a voltage > 1 kV	0	kom	9.753	10.480	251
31.20.10.30.00	Automatic circuit breakers for a voltage > 1 kV but ≤ 72.5 kV	0	kom	45	45	395
31.20.10.40.00	Automatic circuit breakers for a voltage > 72.5 kV	0	kom	12	12	504
31.20.10.53.00	Isolating switches and make-and-break switches for a voltage > 1 kV but ≤ 72.5 kV	0	kom	289	289	182
31.20.10.70.00	Lightning arresters, voltage limiters and surge suppressors for a voltage > 1 kV	0	kom	32	32	59
31.20.21.50.00	Fuses for a voltage ≤ 1 kV and for a current > 10 A but ≤ 63 A	0	kom	17.697	8.724	61
31.20.21.70.00	Fuses for a voltage ≤ 1 kV and for a current > 63 A	0	kom	30.888	31.130	145
31.20.22.30.00	Automatic circuit breakers for a voltage ≤ 1 kV and for a current ≤ 63 A	0	kom	562.932	566.742	1.779
31.20.23.70.00	Electrical apparatus for protecting electrical circuits for a voltage ≤ 1 kV and for a current > 125 A (excluding fuses, automatic circuit breakers)	0	kom	6.543	19.992	502
31.20.24.33.00	Relays for a voltage ≤ 60 V and for a current ≤ 2 A	0	kom	1.839	1.893	46
31.20.24.50.00	Relays and contactors for a voltage > 60 V but ≤ 1 kV	0	kom	2.258	2.946	120
31.20.25.00.01	Switches, n.e.c., voltage ≤ 1000 V, for safety, control and auxiliary circuits	0	kom	719.219	706.290	1.801
31.20.25.00.02	Switches (n.e.c.) for voltage=1000V, for usage in electronics	0	kom	183	183	27
31.20.25.00.03	Switches, n. e. c, voltage ≤ 1000 V, for industrial use and similar	0	kom	3.328	3.487	624
31.20.25.00.04	Switches, n. e. c, voltage ≤ 1000 V, of electromechanically type, for use in electrical circuits	0	kom	16.286	18.769	386
31.20.26.00.00	Lamp-holders for a voltage ≤ 1 kV	0	kom	81.929	75.529	101

*Type of production:* 0 – Production on own account, 1 – Contract processing

*Production value sold:* \* - The data is less than measuring unit

**INDUSTRIAL PRODUCTION IN 2008– THE FIRST RELEASE OF PRODCOM RESULTS**

Code	Product and activity	Type of production	Measuring unit	Total production	Production sold	Production value sold (in .000 KM)
31.20.27.50.00	Plugs and sockets for a voltage ≤ 1 kV (excluding for coaxial cables, for printed circuits)	0	kom	795.369	725.161	1.496
31.20.27.70.00	Connections and contact elements for wires and cables for a voltage ≤ 1 kV	0	kom	120.901	146.681	145
31.20.27.80.00	Other apparatus for connections to or in electrical circuit, voltage ≤ 1000 V	0	kom	1.598.723	1.595.551	251
31.20.31.70.00	Other bases for electric control, distribution of electricity, voltage ≤ 1000 V	0	kom	2.293	2.293	3.833
31.20.40.30.00	Boards, panels, consoles, desks, cabinets and other bases for apparatus for electric control or the distribution of electricity (excluding those equipped with their apparatus)	0	kom	7.497	8.563	4.709
31.20.91.00.00	Installation of electricity distribution and control apparatus	0+1	ef. sati	20.796	20.796	635
		0	ef. sati	7.046	7.046	112
		1	ef. sati	13.750	13.750	522
31.20.92.00.00	Repair and maintenance of electricity distribution and control apparatus	0	ef. sati	33.394	33.394	394
<b>31.3</b>	<b>Manufacture of insulated wire and cable</b>					
<b>31.30</b>	<b>Manufacture of insulated wire and cable</b>					
31.30.11.30.00	Insulated winding wire lacquered or enamelled	0	kg	623.755	608.671	3.706
31.30.13.70.00	Insulated electric conductors whether or not fitted with connectors, for a voltage > 80 V but ≤ 1000 V	0	kg	8.757.248	7.836.670	61.472
31.30.14.00.00	Insulated electric conductors for voltage >1000V excluding wind- ing wire, coaxial cable and other coaxial electric conductors, ignition and other wiring sets used in vehicles, aircraft, ships	0	kg	4.104.685	2.938.984	25.059
<b>31.4</b>	<b>Manufacture of accumulators, primary cells and primary batteries</b>					
<b>31.40</b>	<b>Manufacture of accumulators, primary cells and primary batteries</b>					
31.40.21.30.00	Lead-acid accumulators for starting piston engines, of a weight ≤ 5 kg (excluding working with liquid electrolyte)	0	kom	40.024	39.077	3.402
31.40.22.50.00	Lead-acid accumulators working with liquid electrolyte (excluding for starting piston engines, traction accumulators)	0	br. elem.	1.759	1.759	1.100
<b>31.5</b>	<b>Manufacture of lighting equipment and electric lamps</b>					
<b>31.50</b>	<b>Manufacture of lighting equipment and electric lamps</b>					
31.50.14.60.00	Filament lamps for motor vehicles excluding sealed beam lamp units, tungsten halogen lamps	0	kom	47	2.510	2
31.50.21.00.00	Portable electric lamps worked by dry batteries, accumulators or magnetos (excluding for cycles or motor vehicles)	0	kom	45	45	4

*Type of production:* 0 – Production on own account, 1 – Contract processing

*Production value sold:* \* - The data is less than measuring unit

**INDUSTRIAL PRODUCTION IN 2008– THE FIRST RELEASE OF PRODCOM RESULTS**

Code	Product and activity	Type of production	Measuring unit	Total production	Production sold	Production value sold (in .000 KM)
31.50.24.00.00	Illuminated signs, illuminated name-plates and the like (including road signs)	0	kom	1.707	1.685	3.653
31.50.25.30.00	Chandeliers and other electric ceiling or wall lighting fittings (excluding those used for lighting public open spaces or thoroughfares)	0	kom	18.903	19.713	1.188
31.50.33.00.00	Searchlights and spotlights (including for stage sets, photographic or film studios)	0	kom	4.033	4.033	635
31.50.34.30.00	Electric lamps and lighting fittings, of plastic and other materials, of a kind used for filament lamps and tubular fluorescent lamps	1	kom	1.972	1.972	43
<b>31.6</b>	<b>Manufacture of electrical equipment n.e.c.</b>					
<b>31.61</b>	<b>Manufacture of electrical equipment for engines and vehicles n.e.c.</b>					
31.61.21.30.00	Sparking plugs	0	kom	6.341.370	5.756.976	4.721
31.61.22.30.00	Starter motors and dual purpose starter-generators	0	kg	1.047.960	1.070.502	12.381
31.61.22.50.01	Generators, n.e.c., for internal combustion engines; for motor vehicles other than cars	0	kg	39.129	37.286	250
31.61.22.50.02	Generators, n.e.c., for internal combustion engines, for automobiles	0	kg	4.135	4.135	357
31.61.22.70.00	Equipment, nes, for internal combustion engines	0	kg	95.361	95.361	1.907
31.61.23.30.00	Electrical lighting or visual signalling equipment for motor vehicles (excluding electric filament or discharge lamps, sealed beam lamp units, ultraviolet, infrared and arc lamps)	0+1	kg	7.918	6.504	513
		0	kg	6.013	4.599	336
		1	kg	1.905	1.905	177
31.61.23.50.00	Electrical sound signalling equipment for motorcycles or motor vehicles	0	kg	3.145	1.662	60
31.61.24.30.00	Parts of electrical ignition or starting equipment, generators and cut-outs for internal combustion engines	0	kg	46.973	58.558	1.010
31.61.24.50.00	Parts of equipment of 8512	0	kg	21.761	18.031	803
<b>31.62</b>	<b>Manufacture of other electrical equipment n.e.c.</b>					
31.62.16.70.00	Parts of electrical machines/apparatus with individual functions, n.e.c.	0	kg	2.162	1.111	50
31.62.16.90.00	Electrical parts of machinery or apparatus, n.e.c.	0	kg	4.865	4.865	258
31.62.91.00.00	Installation of other electrical equipment, excluding electrical signalling equipment for motorways, roads...	0	ef. sati	31.000	31.000	2.100
31.62.92.00.00	Repair and maintenance of electrical equipment (excluding electricity distribution and control apparatus, motors, generators and transformers, television and radio transmitters)	0	ef. sati	29.107	29.107	437

*Type of production:* 0 – Production on own account, 1 – Contract processing

*Production value sold:* \* - The data is less than measuring unit

**INDUSTRIAL PRODUCTION IN 2008– THE FIRST RELEASE OF PRODCOM RESULTS**

Code	Product and activity	Type of production	Measuring unit	Total production	Production sold	Production value sold (in .000 KM)
<b>32</b>	<b>Manufacture of radio, television and communication equipment and apparatus</b>					
<b>32.1</b>	<b>Manufacture of electronic valves and tubes and other electronic components</b>					
<b>32.10</b>	<b>Manufacture of electronic valves and tubes and other electronic components</b>					
32.10.12.75.00	Fixed multilayer ceramic capacitors	1	kom	49.076	49.076	12
32.10.61.00.00	Cards incorporating an electronic integrated circuit (smart cards)	0	kom	7	7	78
<b>32.2</b>	<b>Manufacture of television and radio transmitters and apparatus for line telephony and line telegraphy</b>					
<b>32.20</b>	<b>Manufacture of television and radio transmitters and apparatus for line telephony and line telegraphy</b>					
32.20.20.40.00	Telephonic or telegraphic switching apparatus (excluding relays and switching equipment such as selectors for automatic telephone exchangers)	0	kom	12	12	108
32.20.91.00.00	Installation of television and radio transmitters	0	ef. sati	32.000	32.000	2.100
<b>32.3</b>	<b>Manufacture of television and radio receivers, sound or video recording or reproducing apparatus and associated goods</b>					
<b>32.30</b>	<b>Manufacture of television and radio receivers, sound or video recording or reproducing apparatus and associated goods</b>					
32.30.52.50.00	Inside aerials for radio or television reception (including built-in types) (excluding aerial amplifiers and radio frequency oscillator units)	1	kom	305.247	297.533	2.083
32.30.91.00.00	Installation services of professional radio, television, sound and video equipment	0	ef. sati	59.921	59.921	1.012
<b>33</b>	<b>Manufacture of medical, precision and optical instruments, watches and clocks</b>					
<b>33.1</b>	<b>Manufacture of medical and surgical equipment and orthopaedic appliances</b>					
<b>33.10</b>	<b>Manufacture of medical and surgical equipment and orthopaedic appliances</b>					
33.10.15.17.00	Needles, catheters, cannulae and the like used in medical, surgical, dental or veterinary sciences (excluding tubular metal needles and needles for sutures)	0	kom	70.614.940	70.614.940	3.321
33.10.15.53.00	Renal dialysis equipment	0	kom	53.320	53.320	120
33.10.15.79.00	Other instruments and appliances: others	0	kom	0	7	1
33.10.17.39.01	Orthopaedic shoes and similar orthopaedic appliances for feet	0	kom	4.140	4.140	492
33.10.17.39.02	Orthopaedic appliances, including crutches, hernia bands and similar articles	0	kom	3.809	3.809	251
33.10.17.39.03	Orthopaedic appliances, splints and other fracture appliances	0	kom	172	172	80
33.10.17.55.00	Individual artificial teeth not made of plastics (including metal posts for fixing) (excluding dentures or part dentures)	0	kom	1.595	1.595	96

*Type of production:* 0 – Production on own account, 1 – Contract processing

*Production value sold:* \* - The data is less than measuring unit



**INDUSTRIAL PRODUCTION IN 2008– THE FIRST RELEASE OF PRODCOM RESULTS**

Code	Product and activity	Type of production	Measuring unit	Total production	Production sold	Production value sold (in .000 KM)
33.10.17.59.00	Dental fittings (including dentures and part dentures, metal crowns, cast tin bars, stainless steel bars) (excluding individual artificial teeth)	0	kom	650	650	65
33.10.17.90.00	Artificial parts of the body (excluding artificial teeth and dental fittings, artificial joints, orthopaedic and fracture appliances, heart pacemakers)	0	kom	391	391	851
33.10.20.30.00	Dentists', barbers' or similar chairs and parts thereof (excluding dentists' spittoon mouth rinsers, chairs incorporating dental appliances)	0	kom	27	26	2
33.10.20.50.01	Medical, surgical or veterinary furniture (excluding tables and seats specialised for X-ray purposes)	0	kom	35	36	13
33.10.20.50.02	Peaces of medical, surgically and veterinary furnitures (except tables and chairs for radiologic usage )	0	kom	701	703	176
<b>33.2</b>	<b>Manufacture of instruments and appliances for measuring, checking, testing, navigating and other purposes, except industrial process control equipment</b>					
<b>33.20</b>	<b>Manufacture of instruments and appliances for measuring, checking, testing, navigating and other purposes, except industrial process control equipment</b>					
33.20.51.19.00	Other thermometers, not with other instruments, liquid, for direct reading	0	kom	5.310	5.002	116
33.20.52.83.00	Electronic instruments and apparatus for measuring variables of liquids/gases (including heat meters; excluding for measuring pressure/flow/level of liquids)	0	kom	3.431	3.197	1.789
33.20.52.89.00	Non-electronic instruments for measuring or checking variables of liquids or gases (including heat meters; excluding for measuring or checking pressure/flow/level of liquids)	0	kom	2	2	62
33.20.63.30.00	Gas supply or production meters (including calibrated)	0	kom	532	534	113
33.20.63.70.00	Electricity supply or production meters (including calibrated) (excluding voltmeters, ammmeters, wattmeters and the like)	0	kom	86.199	85.032	6.821
33.20.70.50.00	Hydraulic or pneumatic automatic regulating or controlling instruments and apparatus	0	kom	512	515	97
33.20.83.33.00	Parts and accessories for electricity supply or production meters	0	kg	6.000	6.000	217
33.20.91.00.00	Installation of instruments and apparatus for measuring, checking, testing, navigating and other purposes (excluding industrial process control equipment)	0	ef. sati	4.428	4.428	119
33.20.92.00.00	Repair and maintenance of instruments and apparatus for measuring, checking, testing, navigating and other purposes (excluding industrial process control equipment)	0	ef. sati	308	308	59

*Type of production:* 0 – Production on own account, 1 – Contract processing

*Production value sold:* \* - The data is less than measuring unit

**INDUSTRIAL PRODUCTION IN 2008– THE FIRST RELEASE OF PRODCOM RESULTS**

Code	Product and activity	Type of production	Measuring unit	Total production	Production sold	Production value sold (in .000 KM)
<b>33.3</b>	<b>Manufacture of industrial process control equipment</b>					
<b>33.30</b>	<b>Manufacture of industrial process control equipment</b>					
33.30.10.00.00	Design and assembly of industrial process control equipment and automated production plants	0	ef. sati	4.506	4.506	73
<b>33.4</b>	<b>Manufacture of optical instruments and photographic equipment</b>					
<b>33.40</b>	<b>Manufacture of optical instruments and photographic equipment</b>					
33.40.11.59.00	Unmounted spectacle lenses for the correction of vision, with both sides finished other than single focal lenses	0	kom	6.915	6.915	134
33.40.23.10.00	Telescopic sights for fitting to arms; periscopes; telescopes...	0	kom	328	492	821
33.40.24.10.00	Parts and accessories (including mountings) of binoculars, etc.	0	kom	446	350	33
<b>DM</b>	<b>MANUFACTURE OF TRANSPORT EQUIPMENT</b>					
<b>34</b>	<b>Manufacture of motor vehicles, trailers and semi-trailers</b>					
<b>34.1</b>	<b>Manufacture of motor vehicles</b>					
<b>34.10</b>	<b>Manufacture of motor vehicles</b>					
34.10.13.00.04	Diesel and semi-diesel fuelled engines, of power $\geq 110$ kW, but $< 165$ kW	0	kom	98	97	1.338
34.10.13.00.05	Diesel and semi-diesel fuelled engines, of power $\geq 165$ kW	0	kom	0	4	254
34.10.21.36.00	Other motor vehicles (including motor caravans) with spark-ignition engine of a cylinder capacity $> 1.000$ cm <sup>3</sup> but $\leq 1.500$ cm <sup>3</sup>	0	kom	724	724	16.360
34.10.23.30.00	Motor vehicles with a diesel or semi-diesel engine $> 1500$ cm <sup>3</sup> but $\leq 2500$ cm <sup>3</sup> (excluding vehicles for transporting $\geq 10$ persons, motor caravans, snowmobiles, golf cars and similar vehicles)	0	kom	3.245	3.245	219.972
34.10.54.90.00	Special purpose motor vehicles, nes (eg breakdown lorries, etc)	0	kom	2	2	113
<b>34.2</b>	<b>Manufacture of bodies (coachwork) for motor vehicles; manufacture of trailers and semi-trailers</b>					
<b>34.20</b>	<b>Manufacture of bodies (coachwork) for motor vehicles; manufacture of trailers and semi-trailers</b>					
34.20.10.50.00	Bodies for lorries, vans, buses, coaches, tractors, dumpers and special purpose motor vehicles including completely equipped and incomplete bodies, vehicles for the transport of $\geq 10$ persons	0	kom	620	635	827
34.20.21.00.04	Other containers	0	kom	1.069	1.069	438
<b>34.3</b>	<b>Manufacture of parts and accessories for motor vehicles and their engines</b>					
<b>34.30</b>	<b>Manufacture of parts and accessories for motor vehicles and their engines</b>					

*Type of production:* 0 – Production on own account, 1 – Contract processing

*Production value sold:* \* - The data is less than measuring unit

**INDUSTRIAL PRODUCTION IN 2008– THE FIRST RELEASE OF PRODCOM RESULTS**

Code	Product and activity	Type of production	Measuring unit	Total production	Production sold	Production value sold (in .000 KM)
34.30.12.00.00	Parts suitable for use solely or principally with compression-ignition internal combustion piston engines	0	kg	2.428.723	2.393.996	6.232
34.30.20.25.00	Brakes and servo-brakes and their parts (excluding mounted brake linings)	0	kg	1.946.000	1.834.000	9.834
34.30.20.63.00	Silencers and exhaust pipes	0	kg	0	6.300	130
34.30.20.65.00	Clutches and parts thereof	0	kg	10.500	14.070	229
34.30.20.67.00	Steering wheels, steering columns and steering boxes	0	kg	43.484	45.057	596
34.30.20.90.00	Other parts and accessories, n.e.c., for vehicles of HS 8701 to 8705	0+1	kg	5.558.515	5.544.966	146.620
		0	kg	5.510.532	5.501.591	146.457
		1	kg	47.983	43.375	163
34.30.30.90.00	Parts and accessories of bodies (including cabs), n.e.c.	0	kg	2.585.316	2.585.316	13.094
<b>35</b>	<b>Manufacture of other transport equipment</b>					
<b>35.1</b>	<b>Building and repairing of ships and boats</b>					
<b>35.11</b>	<b>Building and repairing of ships</b>					
35.11.91.00.00	Repairing of ships, boats and floating structures (excluding yachts, other pleasure or sports vessels, rowing boats and canoes)	1	ef. sati	14.949	14.949	335
<b>35.12</b>	<b>Building and repairing of pleasure and sporting boats</b>					
35.12.13.30.00	Sea-going motorboats for pleasure or sports (excluding outboard motorboats)	0	kom	276	276	650
<b>35.2</b>	<b>Manufacture of railway and tramway locomotives and rolling stock</b>					
<b>35.20</b>	<b>Manufacture of railway and tramway locomotives and rolling stock</b>					
35.20.40.30.00	Parts of locomotives or rolling-stock	0+1	kg	163.003	155.017	1.651
		0	kg	155.903	147.917	1.626
		1	kg	7.100	7.100	25
35.20.91.00.00	Repair and maintenance of railway and tramway locomotives and rolling-stock and of mechanical (and electro mechanical) signalling, safety or traffic control equipment	0	ef. sati	907.648	907.648	7.891
<b>35.3</b>	<b>Manufacture of aircraft and spacecraft</b>					
<b>35.30</b>	<b>Manufacture of aircraft and spacecraft</b>					
35.30.92.30.00	Reconditioning of aircraft engines	1	ef. sati	3.496	3.496	70
<b>35.4</b>	<b>Manufacture of motorcycles and bicycles</b>					
<b>35.42</b>	<b>Manufacture of bicycles</b>					
35.42.10.50.00	Non-motorized bicycles and other cycles with ball bearings (including delivery tricycles)	0	kom	7.492	7.460	1.553
35.42.20.13.00	Frames for bicycles, other non-motorized cycles and side-cars (excluding parts of frames)	0	kom	53	28	4

*Type of production:* 0 – Production on own account, 1 – Contract processing

*Production value sold:* \* - The data is less than measuring unit

**INDUSTRIAL PRODUCTION IN 2008– THE FIRST RELEASE OF PRODCOM RESULTS**

Code	Product and activity	Type of production	Measuring unit	Total production	Production sold	Production value sold (in .000 KM)
<b>35.5</b>	<b>Manufacture of other transport equipment n.e.c.</b>					
<b>35.50</b>	<b>Manufacture of other transport equipment n.e.c.</b>					
35.50.10.00.01	Other vehicles: barrows, luggage trucks and like	0	kom	3.720	3.416	57
<b>DN</b>	<b>MANUFACTURING N.E.C.</b>					
<b>36</b>	<b>Manufacture of furniture; manufacturing n.e.c.</b>					
<b>36.1</b>	<b>Manufacture of furniture</b>					
<b>36.11</b>	<b>Manufacture of chairs and seats</b>					
36.11.11.55.01	Upholstered swivel armchairs, with seat height and backrest angle adjustment, fitted with castors or glides (excl. medical, dental, barber etc. seats)	0	kom	1.403	1.390	291
36.11.11.55.02	Upholstered swivel seats, with seat height and backrest angle adjustment, fitted with castors or glides (excl. medical, dental, barber etc. seats)	0	kom	2.348	2.336	223
36.11.11.70.00	Upholstered seats with metal frames (excluding swivel seats, medical, surgical, dental or veterinary seats, barbers' or similar chairs, for motor vehicles, for aircraft)	0	kom	8.303	8.309	717
36.11.11.90.00	Non-upholstered seats with metal frames (excluding medical, surgical, dental or veterinary seats, barbers' or similar chairs, swivel seats)	0+1	kom	162.849	168.608	2.952
		0	kom	62.542	68.301	2.707
		1	kom	100.307	100.307	245
36.11.12.10.01	Armchairs convertible into beds (excl. garden armchairs or camping equipment)	0	kom	14.812	14.671	2.045
36.11.12.10.02	Two seat couches convertible into beds (excl. those gardens or camping)	0	kom	25.070	24.858	5.781
36.11.12.10.03	Three seat couches convertible into beds (excl. those gardens or camping)	0	kom	48.654	47.958	16.439
36.11.12.50.01	Upholstered seats with wooden frames, used in office	0	kom	5.739	4.126	1.038
36.11.12.50.02	Upholstered armchairs, with wooden frames, used in office	0	kom	1.742	1.742	135
36.11.12.50.03	Upholstered chairs with wooden frames for office use	0	kom	1.471	1.449	132
36.11.12.50.05	Other upholstered seats, with bended wooden frames, other than for office	0	kom	31.301	27.949	2.746
36.11.12.50.06	Other upholstered armchairs, with wooden frames, n.e.c, other than for office	0	kom	10.857	10.775	2.125
36.11.12.50.07	Other upholstered chairs, with wooden frames, n.e.c, other than for office	0	kom	253.361	240.483	17.498

*Type of production:* 0 – Production on own account, 1 – Contract processing

*Production value sold:* \* - The data is less than measuring unit

**INDUSTRIAL PRODUCTION IN 2008– THE FIRST RELEASE OF PRODCOM RESULTS**

Code	Product and activity	Type of production	Measuring unit	Total production	Production sold	Production value sold (in .000 KM)
36.11.12.50.08	Other upholstered benches, with wooden frames, other than for office	0	kom	354	287	84
36.11.12.50.09	Upholstered seats, with wooden frames, n.e.c., other than for office	0	kom	800.984	818.128	47.000
36.11.12.90.01	Non-upholstered wooden armchairs	0	kom	3.829	3.800	165
36.11.12.90.02	Non-upholstered wooden seats, other	0+1	kom	76.814	75.937	2.150
		0	kom	76.585	75.708	2.106
		1	kom	229	229	44
36.11.13.00.00	Other seats, of 94.01, n.e.c.	0	kom	8.453	8.010	779
36.11.14.10.00	Wooden parts for seats (excluding for medical, surgical dental or veterinary seats, for barbers' and similar chairs, of a kind used for aircraft)	0	kom	10.434.483	10.433.552	6.949
<b>36.12</b>	<b>Manufacture of other office and shop furniture</b>					
36.12.11.50.00	Other metal office furniture, height ≤ 80 cm	0	kom	6.169	6.170	212
36.12.11.90.00	Other metal office furniture, height > 80 cm	0	kom	3.716	3.716	558
36.12.12.30.00	Office wooden desks, height ≤ 80cm including system furniture and components, fixed pedestals	0	kom	22.161	20.958	2.691
36.12.12.50.01	Wooden tables of a kind used in offices, n.e.c., height ≤ 80 cm	0	kom	6	6	3
36.12.12.50.02	Wooden furniture of a kind used in offices, n.e.c., height ≤ 80 cm	0	kom	147	147	43
36.12.12.70.00	Wooden furniture used in offices, cupboards with doors, cabinets, height > 80 cm	0	kom	4.725	4.538	1.135
36.12.12.90.00	Other office wooden furniture, height > 80 cm (excluding cupboards with doors, shutters or flaps, filing, card index and other cabinets, seats)	0	kom	1.327	1.313	378
36.12.13.00.01	Wooden desks and counters for shops	0	kom	298	298	148
36.12.13.00.02	Wooden furniture for shops, including shower cases, shelf cases, counters etc.	0	kom	669	669	356
36.12.13.00.03	Other wooden furniture for shops	0	kom	4.293	4.290	227
<b>36.13</b>	<b>Manufacture of other kitchen furniture</b>					
36.13.10.50.01	Wooden units for fitted kitchens, compatibles	0	kom	2.539	2.230	723
36.13.10.50.02	Wooden kitchen cupboards	0	kom	1.947	1.722	466
36.13.10.50.03	Wooden cabinets	0	kom	16.369	16.919	2.364
36.13.10.50.04	Kitchen sink cabinets made of wood	0	kom	30.892	29.869	1.648
36.13.10.50.05	Wall mounted kitchen elements made of wood	0	kom	38.969	39.243	4.304
36.13.10.50.06	Kitchen desks and counters made of wood	0	kom	3.031	2.692	742
36.13.10.50.07	Wooden kitchen furniture: fitted kitchens	0	kom	47.800	49.548	8.132

*Type of production:* 0 – Production on own account, 1 – Contract processing

*Production value sold:* \* - The data is less than measuring unit

**INDUSTRIAL PRODUCTION IN 2008– THE FIRST RELEASE OF PRODCOM RESULTS**

Code	Product and activity	Type of production	Measuring unit	Total production	Production sold	Production value sold (in .000 KM)
36.13.10.90.01	Wooden kitchen tables	0	kom	96.784	91.956	16.485
36.13.10.90.02	Other wooden kitchen furniture n.e.c. (excl. fitted kitchens)	0	kom	107.801	104.629	18.503
<b>36.14</b>	<b>Manufacture of other furniture</b>					
36.14.11.00.00	Metal furniture excluding office, medical, surgical, dental or veterinary furniture; barbers' chairs - cases and cabinets specially designed for hi-fi systems, videos or televisions	0	kg	16.568	21.790	498
36.14.12.30.01	Wooden French beds	0	kom	12.490	12.582	3.589
36.14.12.30.02	Wooden beds for children	0	kom	7.134	6.807	1.001
36.14.12.30.03	Wooden couches for the bedroom	0	kom	62.574	57.922	11.181
36.14.12.30.04	Wooden furniture compatibles for the bedroom	0	kom	15.975	16.241	4.097
36.14.12.30.05	Wooden furniture: wardrobes (clothes and linen)	0	kom	42.630	39.745	12.449
36.14.12.30.06	Wooden furniture: floor-standing mirrors	0	kom	477	468	63
36.14.12.30.07	Wooden furniture: night cabinets	0	kom	148.244	148.151	1.064
36.14.12.30.08	Wooden furniture: commodes (with drawers)	0	kom	8.223	8.079	2.229
36.14.12.30.09	Wooden bedroom furniture, n.e.c.	0	kom	5.041	4.282	2.938
36.14.12.50.01	Wooden furniture for the dining-room and living-room, combinable	0	kom	435.027	410.700	16.291
36.14.12.50.02	Wooden furniture: shower cases	0	kom	23.853	21.636	8.618
36.14.12.50.03	Wooden furniture: shelf -cases	0	kom	16.219	12.655	4.781
36.14.12.50.04	Wooden furniture: shelves for books and like	0	kom	153.969	157.429	4.071
36.14.12.50.05	Other wooden furniture for the dining-room and living-room	0	kom	46.024	37.033	10.163
36.14.13.00.01	Combinable wooden furniture for the bathroom	0	kom	5.430	5.430	263
36.14.13.00.02	Other wooden furniture for the bathroom	0	kom	44.420	44.200	4.391
36.14.13.00.03	Wooden furniture for gardens	0+1	kom	7.916	7.914	751
		0	kom	4.716	4.714	334
		1	kom	3.200	3.200	417
36.14.13.00.04	Wooden furniture for footwear	0	kom	11.847	10.945	1.125
36.14.13.00.05	Wooden furniture for hallways, other	0	kom	8.158	7.933	2.174
36.14.13.00.06	Wooden furniture n.e.c, other	0	kom	29.253	28.914	1.819
36.14.13.00.07	Wooden furniture, other	0	kom	118.860	118.453	10.987
36.14.14.30.00	Furniture of plastics excluding medical, surgical, dental or veterinary furniture - cases and cabinets specially designed for hi-fi systems, videos and televisions	0	kom	3.237	1.936	120

*Type of production:* 0 – Production on own account, 1 – Contract processing

*Production value sold:* \* - The data is less than measuring unit

**INDUSTRIAL PRODUCTION IN 2008– THE FIRST RELEASE OF PRODCOM RESULTS**

Code	Product and activity	Type of production	Measuring unit	Total production	Production sold	Production value sold (in .000 KM)
36.14.14.50.00	Furniture of materials other than metal, wood or plastic excluding seats, cases and cabinets specially designed for hi-fi systems, videos and televisions	0	kom	52.075	23.166	2.693
36.14.15.30.00	Parts of metal furniture excluding for medical, surgical, dental or veterinary furniture, seats, barbers' chairs - for specially designed furniture for hi-fi systems, videos or televisions	0	kg	0	18.986	12
36.14.15.50.00	Parts of wooden furniture excluding for medical, surgical, dental or veterinary furniture, seats - for specially designed furniture for hi-fi systems, videos or televisions	0	m3	8.607	8.431	13.237
36.14.15.90.00	Parts of furniture other than of wood or metal excluding for medical, surgical, dental or veterinary furniture, seats, barbers' chairs - for furniture designed for hi-fi, videos or televisions	0	kg	8.167	6.957	206
<b>36.15</b>	<b>Manufacture of mattresses</b>					
36.15.11.00.00	Mattress supports (including wooden or metal frames fitted with springs or steel wire mesh, upholstered mattress bases, with wooden slats, divans)	0	kom	258.426	258.426	26.836
36.15.12.30.00	Mattresses of cellular rubber (including with a metal frame) (excluding water-mattresses, pneumatic mattresses)	0	kom	11.000	11.000	1.320
36.15.12.70.00	Mattresses with spring interiors (excluding of cellular rubber or plastics)	0	kom	19.007	19.243	1.621
36.15.12.90.00	Mattresses (excluding with spring interiors, of cellular rubber or plastics)	0	kom	57	58	4
<b>36.5</b>	<b>Manufacture of games and toys</b>					
<b>36.50</b>	<b>Manufacture of games and toys</b>					
36.50.20.93.00	Wooden construction sets and constructional toys (excluding scale model assembly kits)	0	kom	2.890	2.890	39
36.50.43.30.00	Games operated by coins, banknotes, discs or other similar articles (excluding bowling alley equipment)	0	kom	1.751	1.664	7.157
36.50.43.59.00	Other articles for funfair	0	kg	49.943	49.943	160
<b>36.6</b>	<b>Miscellaneous manufacturing n.e.c.</b>					
<b>36.63</b>	<b>Other manufacturing n.e.c.</b>					
36.63.10.00.00	Roundabouts, swings, shooting galleries and other fairground amusements	0	kom	36	36	41
36.63.23.55.00	Parts of articles of HS 9608	0	kom	7.060	7.060	3
36.63.25.30.00	Date, sealing or numbering stamps, ..., for use in the hand	0	kom	5.312	5.312	136
36.63.31.30.00	Umbrellas, sun umbrellas, walking-stick umbrellas, garden umbrellas and similar umbrellas (excluding umbrella cases)	0	kom	679	679	648

*Type of production:* 0 – Production on own account, 1 – Contract processing

*Production value sold:* \* - The data is less than measuring unit



**INDUSTRIAL PRODUCTION IN 2008– THE FIRST RELEASE OF PRODCOM RESULTS**

Code	Product and activity	Type of production	Measuring unit	Total production	Production sold	Production value sold (in .000 KM)
36.63.75.00.00	Candles, tapers and the like (including night lights fitted with a float) (excluding anti-asthmatic candles, wax matches or vestas, sulphur-treated bands, wicks and candles)	0	kg	176.265	198.625	773
<b>37</b>	<b>Recycling</b>					
<b>37.1</b>	<b>Recycling of metal waste and scrap</b>					
<b>37.10</b>	<b>Recycling of metal waste and scrap</b>					
37.10.10.00.01	Secondary raw materials recovered from iron and non-alloyed steel wastes	0	kg	94.006.838	87.173.978	49.392
37.10.10.00.02	Secondary raw materials recovered from alloyed steel wastes	0	kg	36.854	36.854	137
37.10.10.00.03	Secondary raw materials recovered from copper and copper alloy wastes	0	kg	1.090.700	1.017.639	5.012
37.10.10.00.04	Secondary raw materials recovered from aluminium and aluminium alloy wastes	0	kg	1.880.052	1.843.085	4.570
37.10.10.00.05	Secondary raw materials recovered from lead and lead alloy wastes	0	kg	437.042	394.631	287
37.10.10.00.06	Secondary raw materials recovered from zinc and zinc alloy wastes	0	kg	6.633	6.956	32
37.10.10.00.07	Metallic secondary resources, from silver, from gold, from platinum and their alloys	0	kg	123	119	63
37.10.10.00.08	Secondary raw materials recovered from other metals and their alloy wastes	0	kg	922.444	902.058	2.351
<b>37.2</b>	<b>Recycling of non-metal waste and scrap</b>					
<b>37.20</b>	<b>Recycling of non-metal waste and scrap</b>					
37.20.10.10.01	Secondary raw materials recovered from paper wastes	0	kg	23.039.568	21.229.579	3.297
37.20.10.10.04	Secondary raw materials recovered from plastic wastes	0	kg	990.228	989.025	515
37.20.10.10.06	Secondary raw materials recovered from other non-metallic wastes and scraps, of chemical origin	0	kg	44.570	44.570	20
<b>E</b>	<b>ELECTRICITY, GAS AND WATER SUPPLY</b>					
<b>40</b>	<b>Electricity, gas, steam and hot water supply</b>					
<b>40.1</b>	<b>Production and distribution of electricity</b>					
<b>40.11</b>	<b>Production of electricity</b>					
40.11.10.20.02	Electricity, from other plants using thermal energy	0	MWh	78.361	0	0
40.11.10.30.01	Electricity, from public thermal power plants	0	MWh	9.753.372	8.843.934	750.694
40.11.10.30.02	Electricity, from other thermal power plants	0	MWh	124.565	2.431	171
40.11.10.72.01	Hydro electricity, generated by public hydro plants	0	MWh	4.977.765	4.950.120	205.265

*Type of production:* 0 – Production on own account, 1 – Contract processing

*Production value sold:* \* - The data is less than measuring unit

**INDUSTRIAL PRODUCTION IN 2008– THE FIRST RELEASE OF PRODCOM RESULTS**

Code	Product and activity	Type of production	Measuring unit	Total production	Production sold	Production value sold (in .000 KM)
40.11.10.72.02	Electric energy from other hydroelectric power plant	0	MWh	24.912	24.912	291
<b>40.13</b>	<b>Distribution and trade of electricity</b>					
40.13.11.00.00	Electrical power distribution services	0	MWh	3.211.640	3.158.201	372.603
40.13.12.00.00	Electric energy trade services	0	MWh	697.603	697.603	97.769
<b>40.2</b>	<b>Manufacture of gas; distribution of gaseous fuels through mains</b>					
<b>40.22</b>	<b>Distribution and trade of gaseous fuels through mains</b>					
40.22.11.10.00	Natural gas distribution services through gas mains	0	1000 m3	152.020	152.020	112.462
<b>40.3</b>	<b>Steam and hot water supply</b>					
<b>40.30</b>	<b>Steam and hot water supply</b>					
40.30.10.10.00	Steam generation	0	TJ	8.550	2.727	22.176
40.30.10.20.00	Warm and hot water generation	0	TJ	1.994	1.994	10.106
40.30.10.30.00	Used heat	0	TJ	73	73	175
40.30.10.90.00	Steam, hot and warm water supply services	0	TJ	700	700	12.471

*Type of production:* 0 – Production on own account, 1 – Contract processing

*Production value sold:* \* - The data is less than measuring unit



## ANEX I: OVERVIEW - GRAPHS

## INDUSTRIAL PRODUCTION IN BOSNIA AND HERZEGOVINA 2008

*DATA COLLECTION AND PUBLISHING*

Basic statistics on industrial production in Bosnia and Herzegovina have been compiled using data collected in both entities (for Federation of Bosnia and Herzegovina data was collected by Federal Office of Statistics – FIS and for Republika Srpska by Republika Srpska Institute of Statistics – RSIS) and in Brčko District (data collected by District Brčko Branch Office of Agency for Statistics of Bosnia and Herzegovina – EDB).

In the process of data collection and data processing for 2008, the single Nomenclature of industrial products NIP BiH 2005 was used (based on EU PRODCOM list from 2005). Nomenclature of Industrial Products of Bosnia and Herzegovina NIP BiH 2005 was published in Official Gazette of Bosnia and Herzegovina, No. 19/06 dated on 20. 03. 2006 and it was introduced as obligatory standard for all statistical surveys in industry and for all other statistical surveys and activities that require collection, processing and presentation of results, based on industrial products. Fully harmonized and consolidated methodological approach was applied in all data collecting and data processing activities.

Compiled PRODCOM statistics on industrial production in BiH are published in electronic form at Agency for Statistics of Bosnia and Herzegovina web site and also in the form of paper publication (annual thematic bulletin TB 05) showing the production results of industrial enterprises in BiH (classified by main activity in section C, D or E) as well as business unit (establishments) of non-industrial enterprises that are engaged in industrial activities. Results are distinguished by type of production:

**Data on production on own account** i.e. the production accomplished by the statistical unit on own account, utilizing the purchased or its own raw materials (type: 0),

**Data on contract processing** i.e. on service processing in industry that takes place when business subject, based on contract agreement, utilizes material supplied free of charge by the principal (unit that orders the production) and produces or processes certain product defined by the nomenclature of industrial products. (Type: 1),

**Data on total production** of each PRODCOM product i.e. sum of the production on own account and contract processing (type: 0+1).

Data on volume of industrial production accomplished, as well as data on market effect of such a production (production sold in terms of quantity and value) are selected for publishing, grouped by sections, subsections, divisions, groups and classes of Classification of Activities of Bosnia and Herzegovina NIP BiH.

Main aggregated results, structure of the production and comparison of 2008 data with data of previous years are illustrated in a set of overview graphs.

The overview graphs are prepared based on data of 2003, 2004, 2005, 2006 and 2007.

Because of different measuring unit used for PRODCOM product, it has only been possible to aggregate and compare value data on sales or production. We decided to compare sales data because the data were directly collected from statistical units.

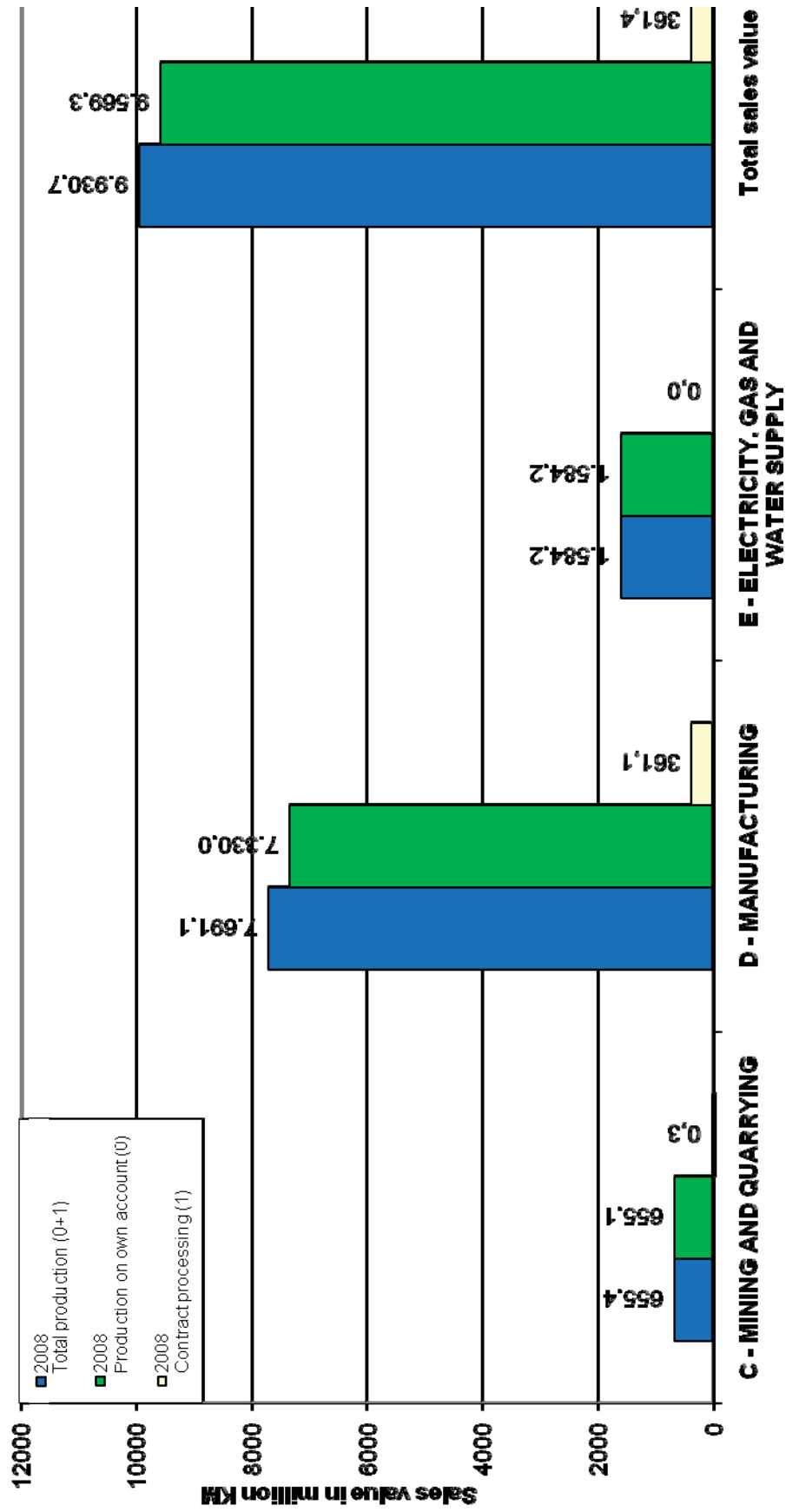
## MAIN AGREGATED RESULTS – OVERVIEW TABLES

in million KM					
Type of Production	Region	Section			
		C	D	E	Total
Production on own Account (0)	BiH	655,1	7.330,0	1.584,2	9.569,3
	F BiH	493,8	5.207,2	743,3	6.444,3
	RS	160,6	2.041,6	812,9	3.015,1
	DB	0,6	81,2	28,0	109,8
Contract Production (1)	BiH	0,3	361,1	0,0	361,4
	F BiH	0,0	132,4	0,0	132,4
	RS	0,4	227,9	0,0	228,3
	DB	0,0	0,8	0,0	0,8
Total Production (0+1)	BiH	655,4	7.691,1	1.584,2	9.930,7
	F BiH	493,8	5.339,6	743,3	6.576,7
	RS	161,0	2.269,6	812,9	3.243,4
	DB	0,6	82,0	28,0	110,6

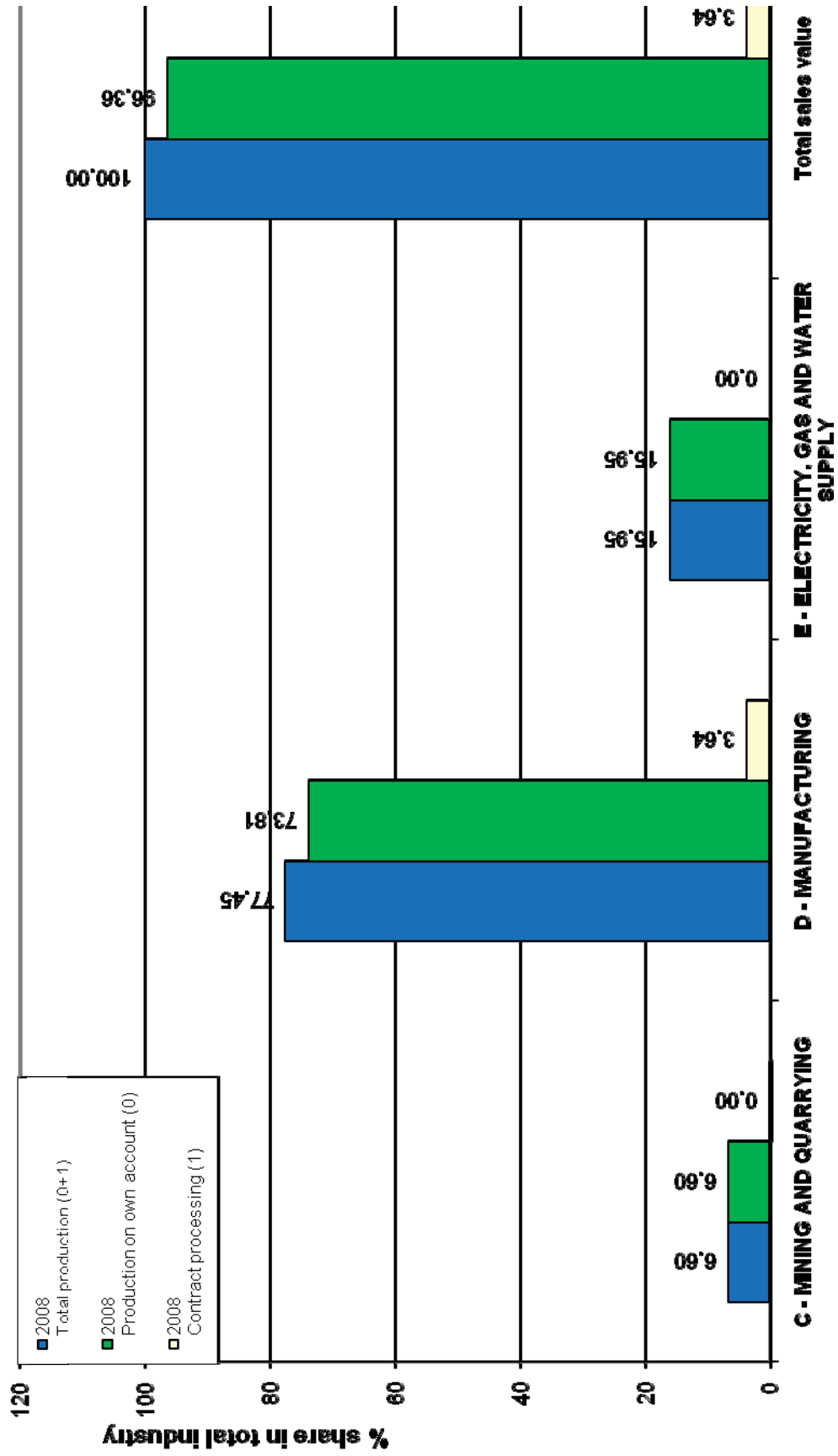
Activity Section/Subsection		Sales value in million KM					
		2003	2004	2005	2006	2007	2008
<b>C</b>	<b>MINING AND QUARRYING</b>	<b>354,5</b>	<b>400,7</b>	<b>468,7</b>	<b>518,4</b>	<b>578,2</b>	<b>655,1</b>
CA	Coal, lignite, peat	277	282,6	292,9	338,6	382,8	428,5
CB	Ores and stone	77,5	118,1	175,8	179,8	195,4	226,5
<b>D</b>	<b>MANUFACTURING</b>	<b>3.294,9</b>	<b>3.713,5</b>	<b>4.488,2</b>	<b>5.305,3</b>	<b>6.120,2</b>	<b>7.330</b>
DA	Food products, beverages and tobacco	1.010,7	1.044,0	1.149,7	1.254,9	1.427,5	1.648,8
DB	Textiles and textile products	133,6	164,3	206,3	48,6	47,4	91,5
DC	Leather and leather products	26,9	5,3	13,3	18,5	19,4	12,7
DD	Wood and wood products	280,2	339,9	323,1	398,2	430,6	447,6
DE	Pulp, paper and paper products; publishing and printing	142,1	154,2	173,8	231,8	272,2	312,5
DF	Coke, refined petroleum products	104,3	87,8	177,2	161,6	214,2	261,5
DG	Chemicals, chemical products and man-made fibres	114,1	145,2	216,3	248,5	277	337,6
DH	Rubber and plastic products	90,2	111,5	148,6	175,9	196	216,4
DI	Non-metallic mineral products	278	288,7	288,6	352,3	402,4	516,3
DJ	Basic metals and fabricated metal products	747	924,7	1.184,8	1.578,1	1.901,0	2.242,7
DK	Machinery and equipment n.e.c.	81,1	91	105,5	111,1	146,7	193,6
DL	Electrical and optical equipment	69,5	90,9	119,9	147,9	195,3	228,1
D M	Transport equipment	58,7	46,8	132,8	272,7	211,4	427,7
DN	Other products n.e.c	158,7	209,4	248,3	305,3	379,1	392,9
<b>E</b>	<b>ELECTRICITY, GAS AND WATER SUPPLY</b>	<b>694,1</b>	<b>800,3</b>	<b>1.186,6</b>	<b>1.150,5</b>	<b>1.218,8</b>	<b>1.584,2</b>
<b>Total</b>		<b>4.343,5</b>	<b>4.914,5</b>	<b>6.143,4</b>	<b>6.974,2</b>	<b>7.917,2</b>	<b>9.569,3</b>

MAIN AGREGATED RESULTS – OVERVIEW GRAPHS

Industrial production in BIH 2008  
Total Industry  
Sales value by type of production and by activity section

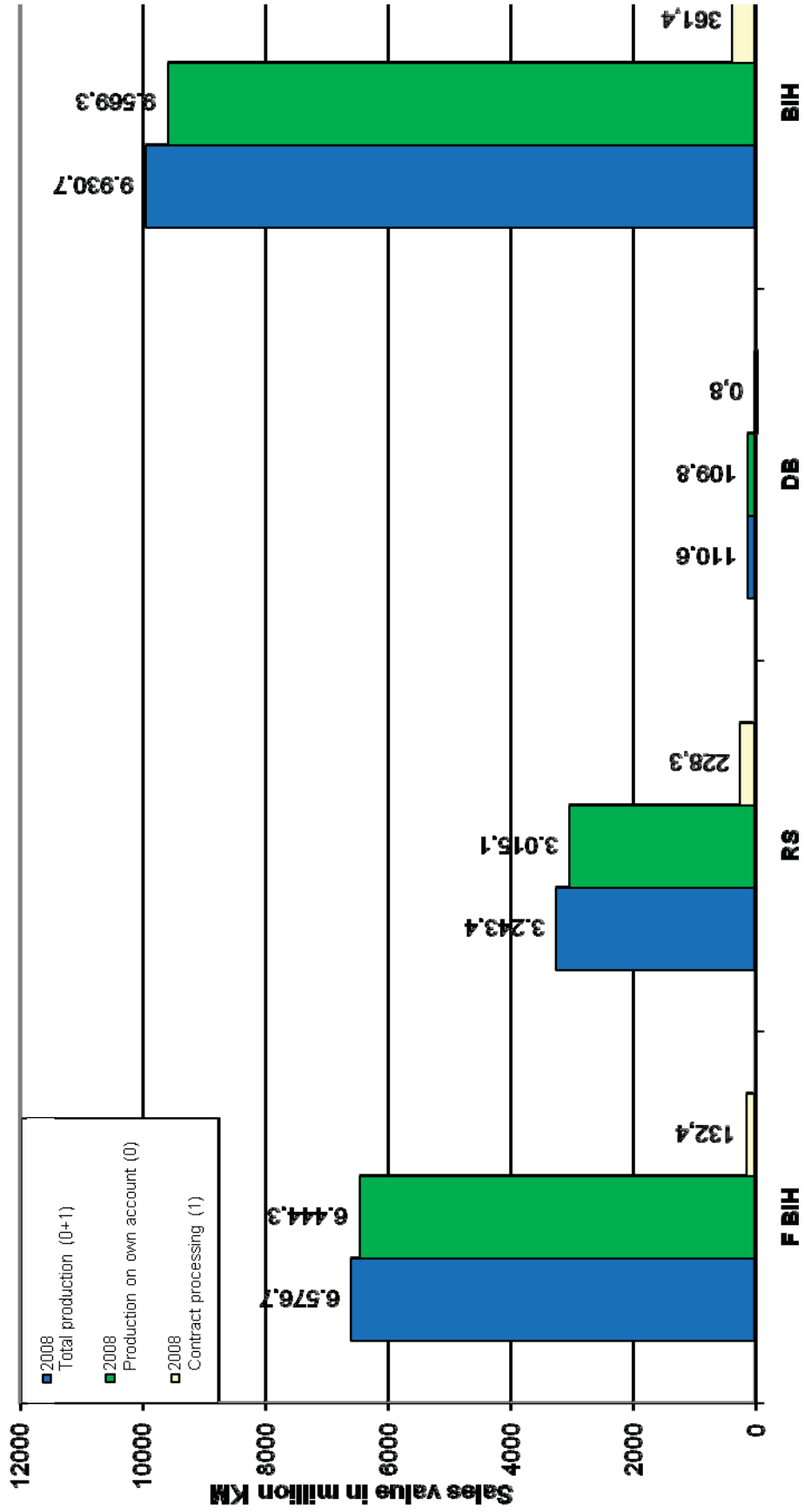


**Industrial production in BIH 2008**  
**Total Industry**  
**Structure of sales by type of production and by activity section**

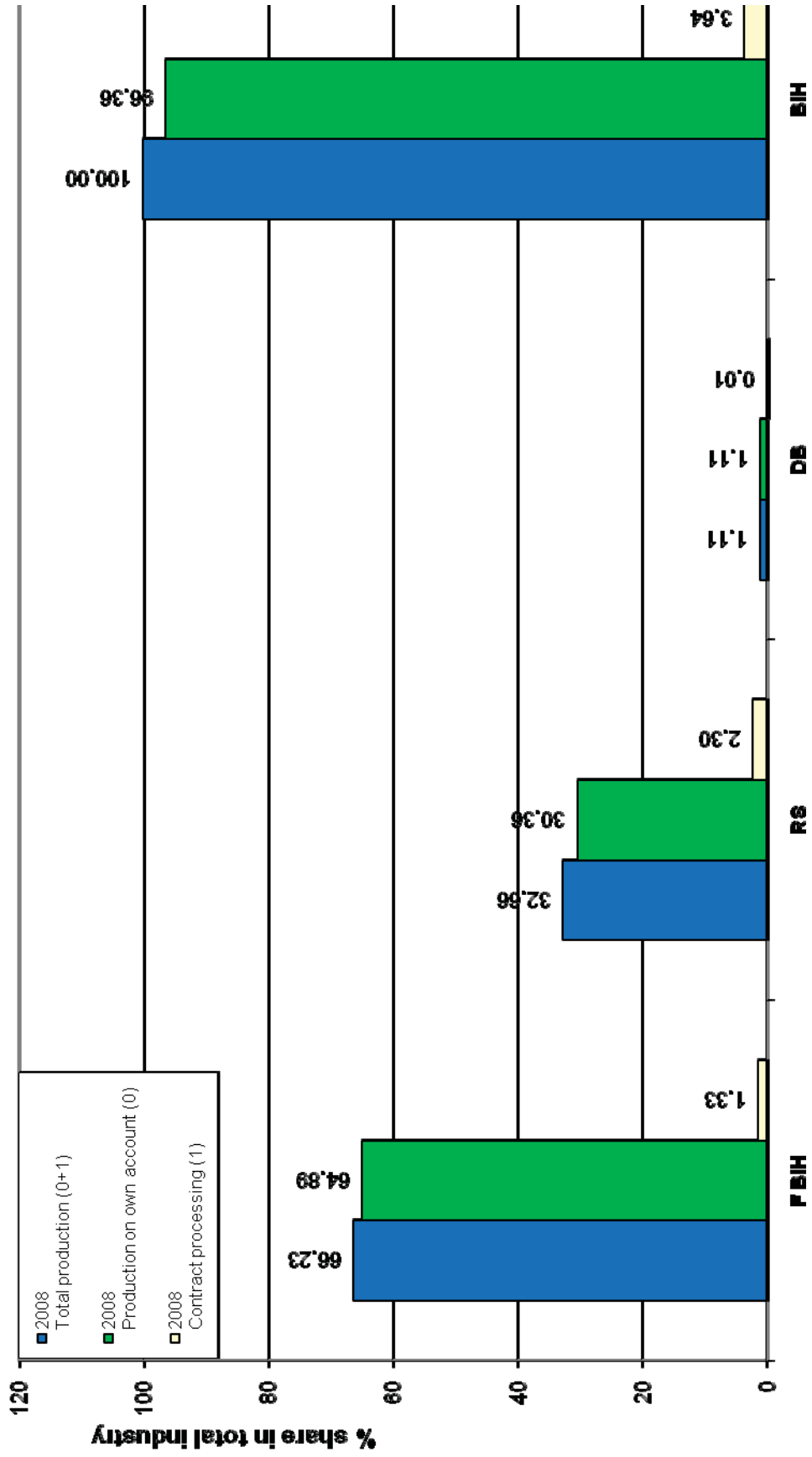




**Industrial production in BiH 2008**  
**Total Industry**  
**Sales value by type of production in BiH and regions(FBIH, RS, DB)**

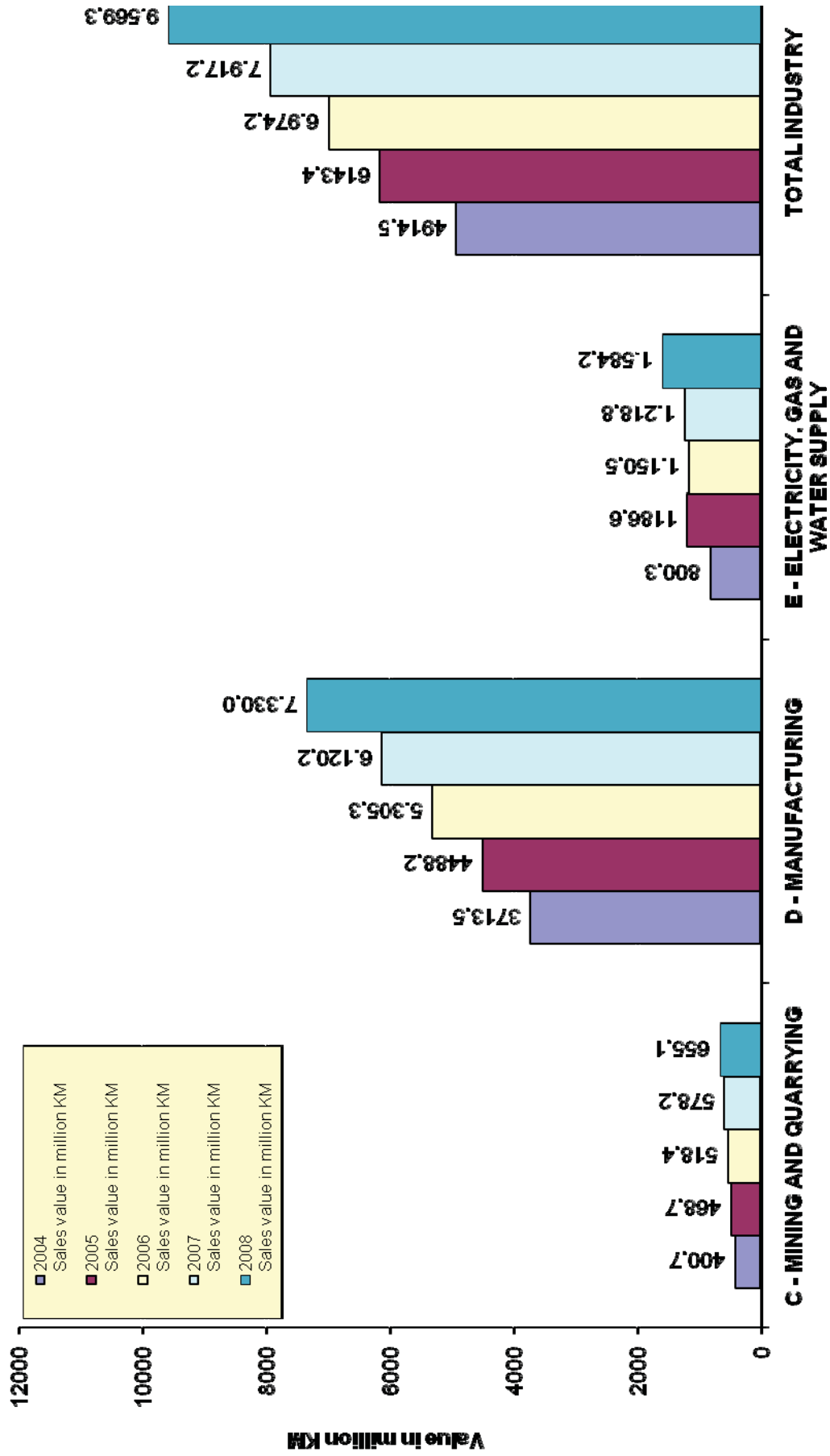


**Industrial production in BIH 2008  
Total Industry by type of production  
Share of F BIH, RS and DB sales value**



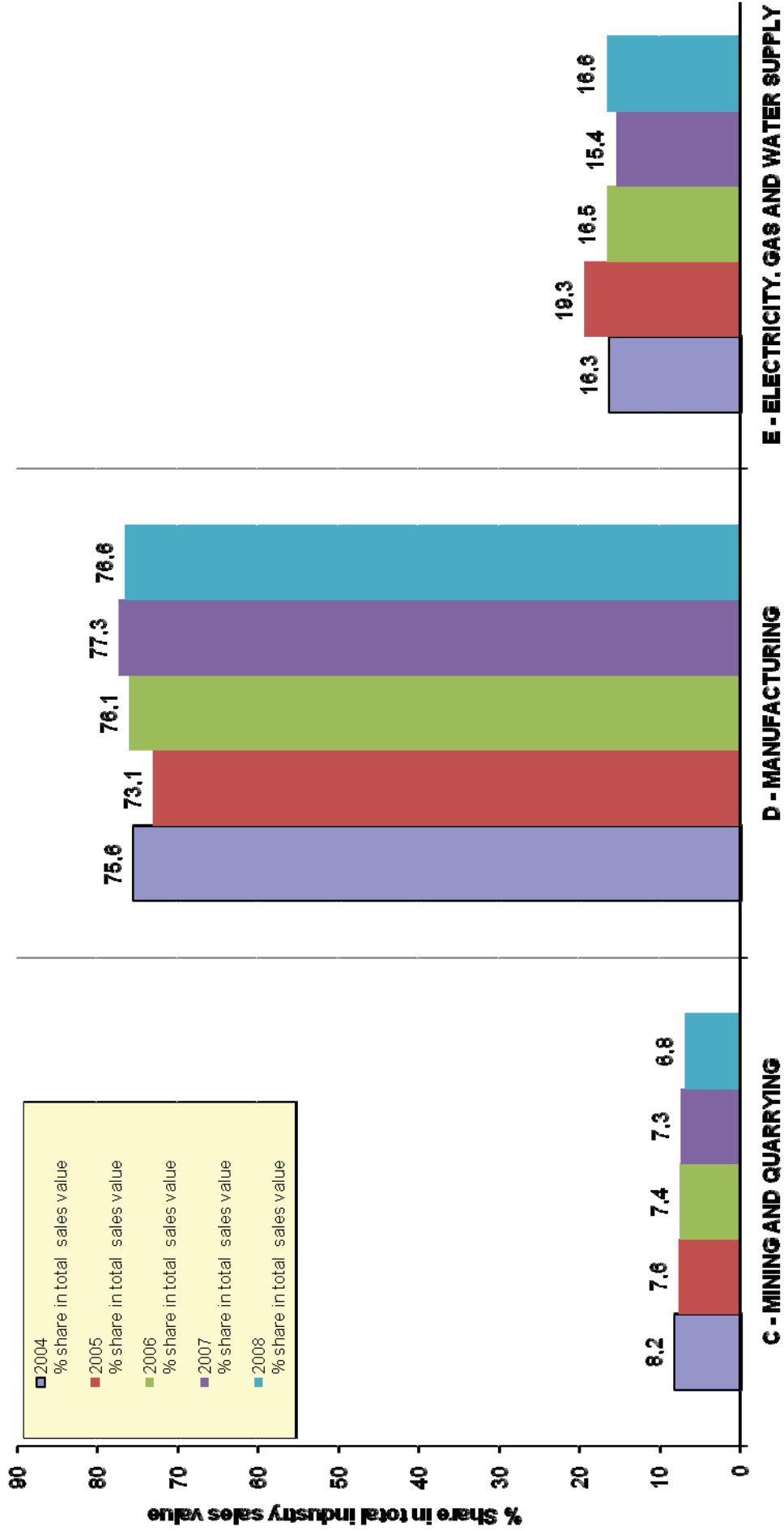
**Industrial Production on Own Account in BIH - 2004/2005/2006/2007/2008**

**Sales value by activity sections C, D and E**



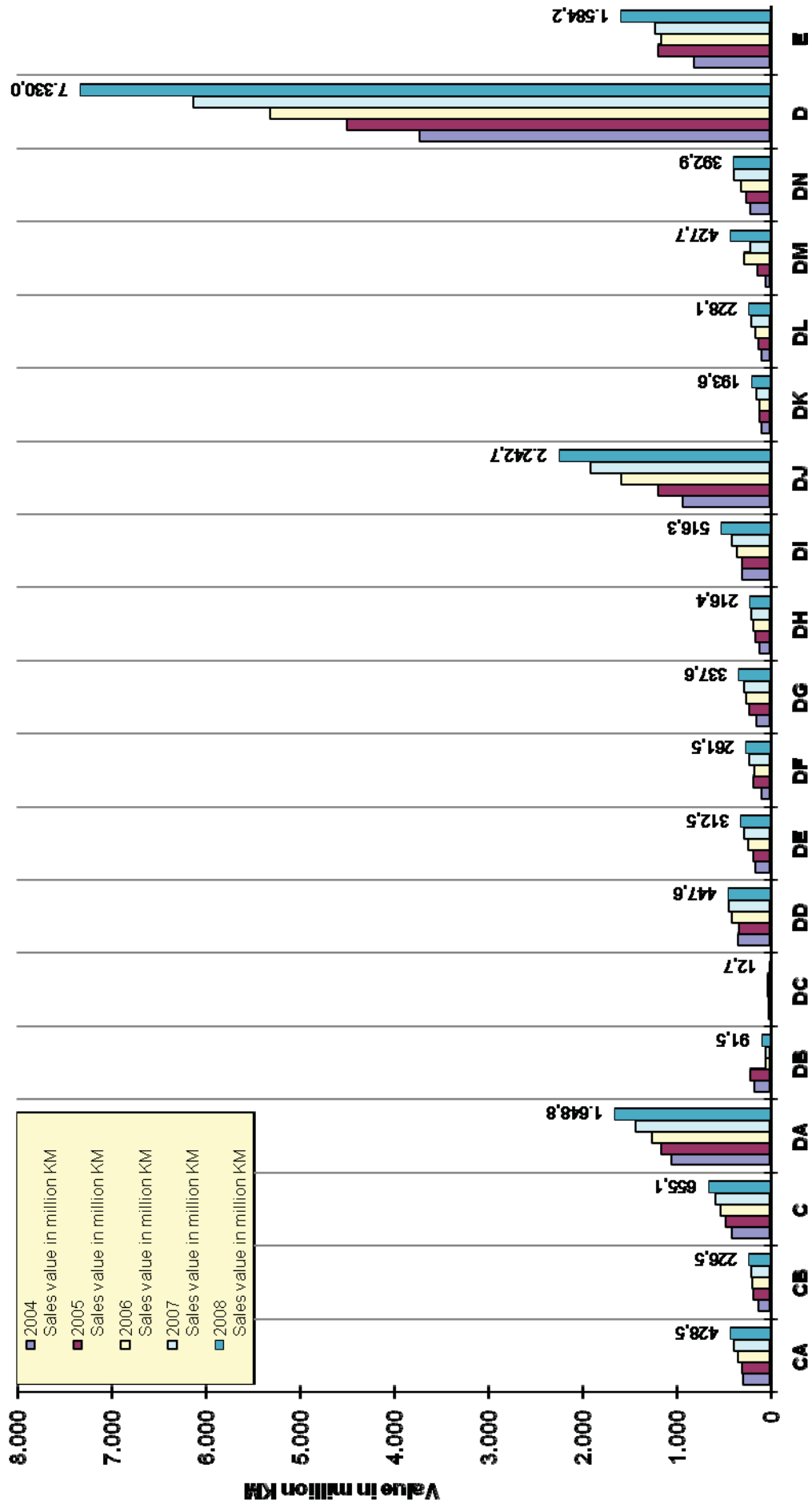
**Industrial Production on Own Account In BIH - 2004/2005/2006/2007/2008**

**Structure of sales by activity sections**



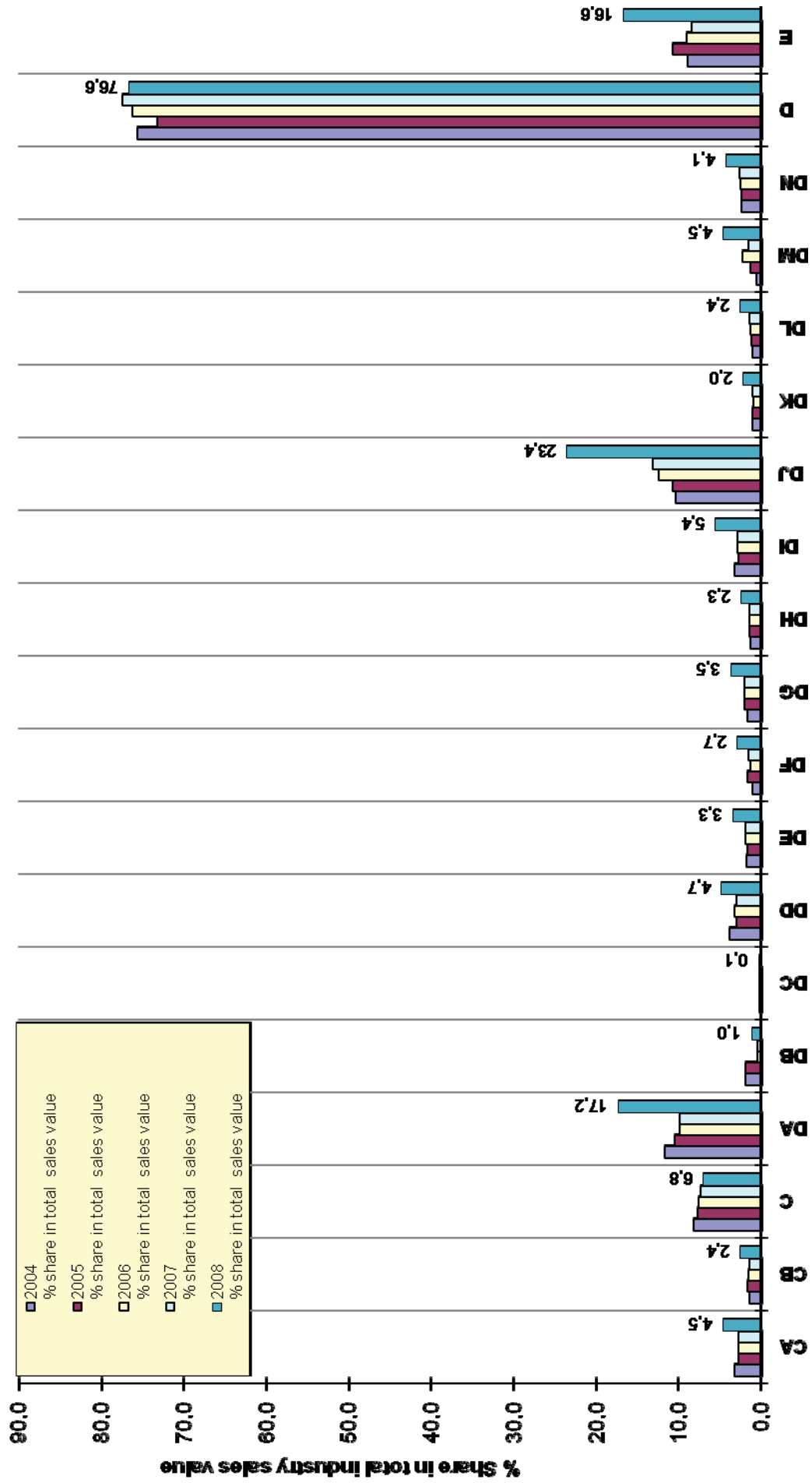
**Industrial Production on Own Account In BIH - 2004/2005/2006/2007/2008**

**Sales value by activity sections and subsection**



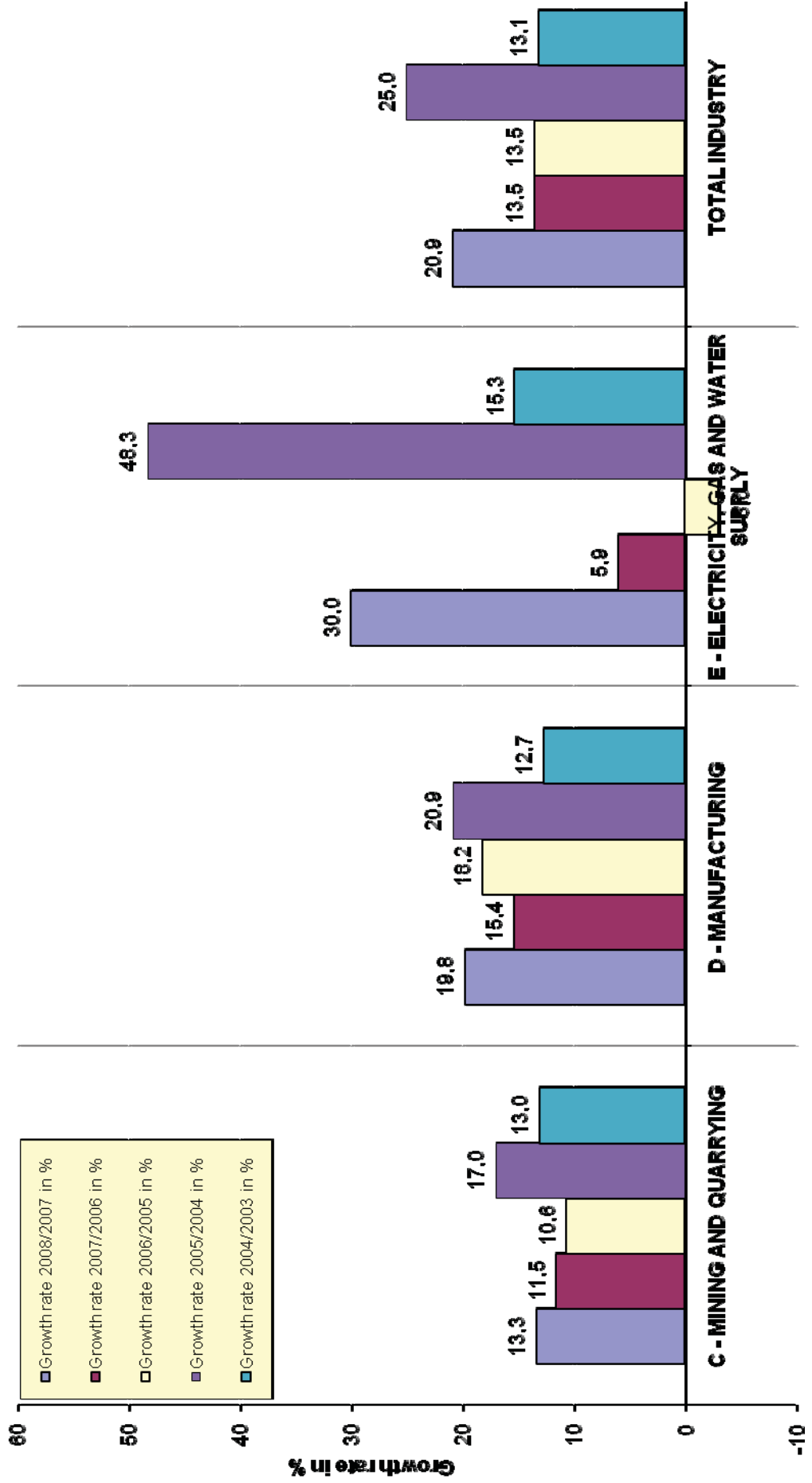
**Industrial Production on Own Account in BIH - 2004/2005/2006/2007/2008**

**Structure of sales by activity sections and subsections**



**Industrial Production on Own Account in BIH**

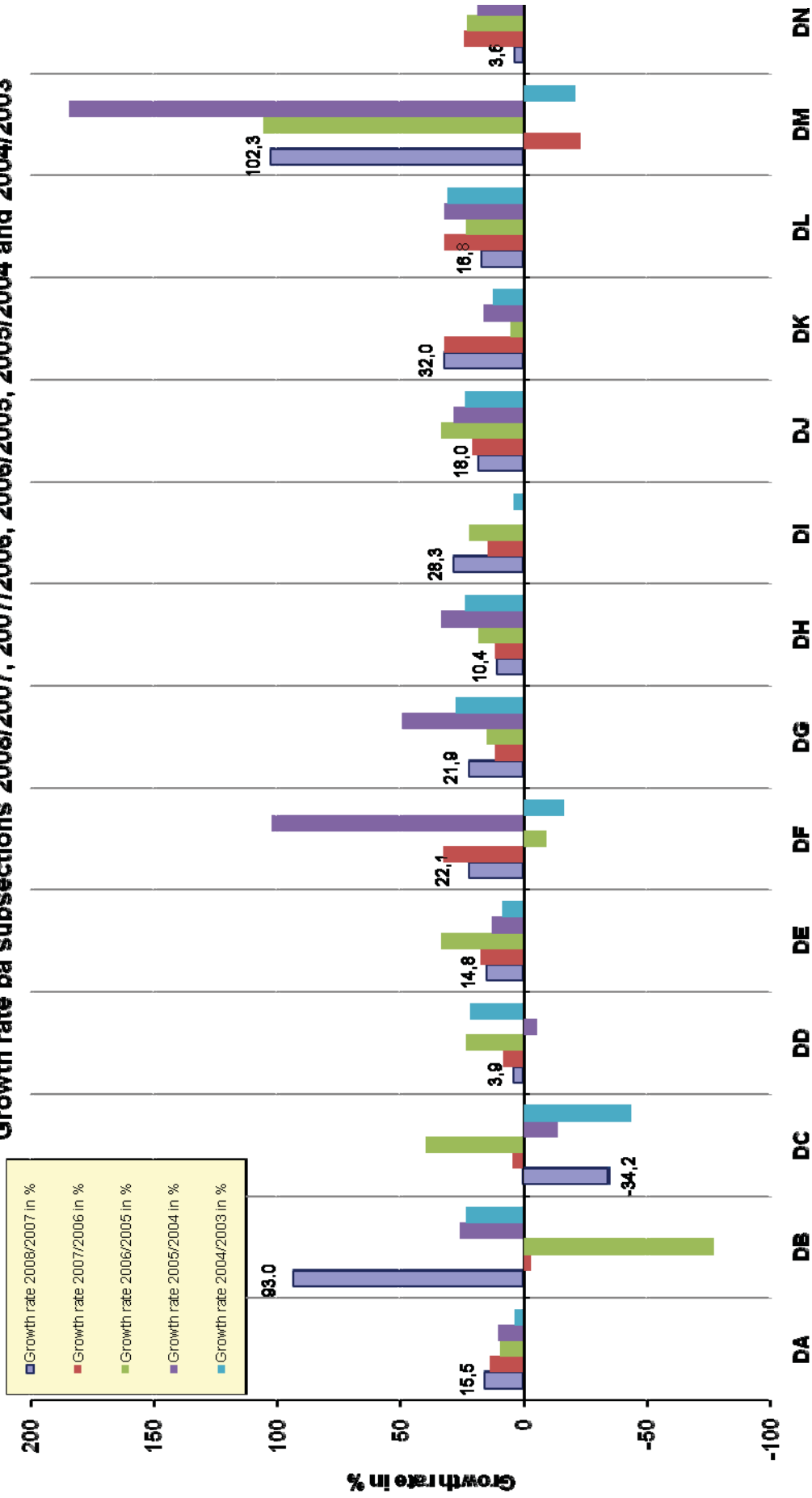
**Total Industry and sections C, D and E  
Sales value growth rate 2008/2007, 2007/2006, 2006/2005, 2005/2004 and 2004/2003**





Industrial Production on Own Account in BIH

D - MANUFACTURING  
Growth rate ba subsections 2008/2007, 2007/2006, 2006/2005, 2005/2004 and 2004/2003



**Industrial Production on Own Account in BiH**  
**Total industry by subsections**  
**Growth rate 2008/2007, 2007/2006, 2006/2005, 2005/2004 and 2004/2003**



**INDUSTRIAL PRODUCTION IN 2008 – THE FIRST RELEASE OF PRODCOM RESULTS**

---

---