

Industrijska proizvodnja
u Bosni i Hercegovini
Industrial Production
in Bosnia and Herzegovina
2007

Prethodni PRODCOM rezultati
First release of PRODCOM results

Izdaje i štampa:

Published and printed by:

**Agencija za statistiku Bosne i Hercegovine,
Bosna i Hercegovina, Sarajevo, Zelenih beretki 26**

*Agency for Statistics of Bosnia and Herzegovina,
Bosnia and Herzegovina, Sarajevo, Zelenih beretki 26*

Odgovara:

Responsible:

Zdenko Milinović, direktor

Zdenko Milinović, director

Podatke pripremili:

Data prepared by:

Jasmina Vidović, Admir Kulić

Jasmina Vidović, Admir Kulić

Molimo korisnike da prilikom upotrebe podataka obavezno navedu izvor

Users are kindly requested to mention data source

PREDGOVOR

Bilten o industrijskoj proizvodnji je publikacija Agencije za statistiku Bosne i Hercegovine koja na sveobuhvatan način prikazuje službene statističke podatke o karakteristikama industrijske proizvodnje na nivou Bosne i Hercegovine.

Prema Zakonu o statistici BiH (Službeni glasnik BiH, broj 34/2002) Agencije za statistiku Bosne i Hercegovine nadležna je da, u skladu sa međunarodno prihvaćenom metodologijom, izrađuje i objavljuje službene statističke podatke za Bosnu i Hercegovinu koristeći podatke entitetskih zavoda za statistiku i ekspoziture Agencije za statistiku Bosne i Hercegovine - Distrikt Brčko.

Podaci o godišnjoj redovnoj industrijskoj proizvodnji u Bosni i Hercegovini tj. proizvodnji za vlastiti račun, prvi put su na jedinstven način prikupljeni za 2003-u godinu, a rezultati su objavljeni početkom 2005 godine. Nakon toga se godišnji podaci o industrijskoj proizvodnji u Bosni i Hercegovini redovno publikuju.

Redovno prikupljanje i obrada godišnjih podataka o industrijskoj proizvodnji u BiH zasniva se na korištenju jedinstvene Nomenklature industrijskih proizvoda Bosne i Hercegovine NIP BiH, koja se mora redovno usaglašavati sa odgovarajućim propisima i nomenklaturama Evropske Unije, i primjeni jedinstvenog metodološkog pristupa.

Izražavamo zahvalnost Federalnom zavodu za statistiku Federacije Bosne i Hercegovine i Republičkom zavodu za statistiku Republike Srpske koji su Agenciji za statistiku BiH omogućili da na osnovu njihovih podataka pripreme ovu publikaciju.

Zahvaljujemo na svim sugestijama i primjedbama koje će omogućiti bolji kvalitet sljedećeg biltena.

Sarajevo, Decembar 2008

Direktor

Zdenko Milinović

SADRŽAJ

PREDGOVOR.....	3
UVOD.....	7
KRATICE	9
METODOLOŠKA OBJAŠNJENJA	11
1. ORGANIZACIJA ISTRAŽIVANJA	11
2. KONCEPTI I DEFINICIJE.....	11
2.1. <i>Pojam industrije.....</i>	11
2.2. <i>Statističke jedinice</i>	12
2.3. <i>Podaci.....</i>	13
2.4. <i>Proizvodnja.....</i>	13
3. VAŽNE NAPOMENE.....	15
INDUSTRIJSKA PROIZVODNJA I PRODAJA INDUSTRIJSKIH PROIZVODA U.....	17
BOSNI I HERCEGOVINI U 2007 GODINI	17
C VAĐENJE RUDA I KAMENA.....	17
CA VAĐENJE ENERGETSKIH SIROVINA	17
CB VAĐENJE RUDA I KAMENA, OSIM ENERGETSKIH SIROVINA.....	17
D PRERAĐIVAČKA INDUSTRIJA.....	19
DA PROIZVODNJA PREHRAMBENIH PROIZVODA, PIĆA I DUHANA	19
DB PROIZVODNJA TEKSTILA I TEKSTILNIH PROIZVODA	32
DC PROIZVODNJA KOŽE I PROIZVODA OD KOŽE.....	44
DD PROIZVODNJA DRVETA I PROIZVODA OD DRVETA.....	46
DE PROIZVODNJA CELULOZE, PAPIRA I PROIZVODA OD PAPIRA; IZDAVAČKA I ŠTAMPARSKA DJELATNOST	50
DF PROIZVODNJA KOKSA, DERIVATA NAFTE I NUKLEARNOG GORIVA.....	55
DG PROIZVODNJA HEMIKALIJA, HEMIJSKIH PROIZVODA I VJEŠTAČKIH VLAKANA	56
DH PROIZVODNJA PROIZVODA OD GUME I PLASTIČNIH MASA	61
DI PROIZVODNJA OSTALIH PROIZVODA OD NEMETALNIH MINERALA	64
DJ PROIZVODNJA BAZNIH METALA I METALNIH PROIZVODA	68
DK PROIZVODNJA MAŠINA I UREĐAJA, D.N.	79
DL PROIZVODNJA ELEKTRIČNIH I OPTIČKIH UREĐAJA.....	85
DM PROIZVODNJA SAOBRAĆAJNIH SREDSTAVA.....	92
DN OSTALA PRERAĐIVAČKA INDUSTRIJA, D.N.....	94
E PROIZVODNJA I SNABDIJEVANJE ELEKTRIČNOM ENERGIJOM, GASOM I VODOM.....	98
ANEX I: PREGLED SA DIJAGRAMIMA I TABELAMA	101
INDUSTRIJSKA PROIZVODNJA U BOSNI I HERCEGOVINI U 2007 GODINI	101
1. <i>Prikupljanje i publikovanje podataka</i>	101
2. <i>Osnovni pokazatelji industrijske proizvodnje za 2007 godinu – TABELARNI prikazi</i>	102
3. <i>Osnovni pokazatelji industrijske proizvodnje za 2007 godinu – GRAFIČKI prikazi.....</i>	103

CONTENTS

FOREWORD	117
INTRODUCTION	119
ABBREVIATIONS	121
METHODOLOGICAL EXPLANATIONS.....	122
1. ORGANIZATION OF THE SURVEY	122
2. CONCEPTS AND DEFINITIONS	122
2.1. <i>Industry</i>	122
2.2. <i>Statistical units</i>	123
2.3. <i>Data</i>	124
2.4. <i>Production</i>	124
3. IMPORTANT NOTES	125
INDUSTRIAL PRODUCTION AND SALES OF INDUSTRIAL PRODUCTS	127
IN BOSNIA AND HERZEGOVINA – 2007	127
C MINING AND QUARRYING	127
CA MINING AND QUARRYING OF ENERGY PRODUCING MATERIALS	127
CB MINING AND QUARRYING, EXCEPT OF ENERGY PRODUCING MATERIALS	127
D MANUFACTURING.....	129
DA MANUFACTURE OF FOOD PRODUCTS, BEVERAGES AND TOBACCO	129
DB MANUFACTURE OF TEXTILES AND TEXTILE PRODUCTS	141
DC MANUFACTURE OF LEATHER AND LEATHER PRODUCTS.....	153
DD MANUFACTURE OF WOOD AND WOOD PRODUCTS	155
DE MANUFACTURE OF PULP, PAPER AND PAPER PRODUCTS; PUBLISHING AND PRINTING	159
DF MANUFACTURE OF COKE, REFINED PETROLEUM PRODUCTS AND NUCLEAR FUEL.....	164
DG MANUFACTURE OF CHEMICALS, CHEMICAL PRODUCTS AND MAN-MADE FIBRES.....	165
DH MANUFACTURE OF RUBBER AND PLASTIC PRODUCTS.....	170
DI MANUFACTURE OF OTHER NON-METALLIC MINERAL PRODUCTS	173
DJ MANUFACTURE OF BASIC METALS AND FABRICATED METAL PRODUCTS	176
DK MANUFACTURE OF MACHINERY AND EQUIPMENT N.E.C.....	187
DL MANUFACTURE OF ELECTRICAL AND OPTICAL EQUIPMENT	193
DM MANUFACTURE OF TRANSPORT EQUIPMENT	199
DN MANUFACTURING N.E.C.	201
E ELECTRICITY, GAS AND WATER SUPPLY	205
ANEX I: OVERVIEW GRAPHS AND TABLES	207
INDUSTRIAL PRODUCTION IN BOSNIA AND HERZEGOVINA 2007	207
1. <i>DATA COLLECTION AND PUBLISHING</i>	207
2. <i>MAIN AGREGATED RESULTS – OVERVIEW TABLES</i>	208
3. <i>MAIN AGREGATED RESULTS – OVERVIEW GRAPHS</i>	209

UVOD

Podaci o godišnjoj redovnoj industrijskoj proizvodnji za vlastiti račun u Bosni i Hercegovini su prvi put publikovani početkom 2005 godine, prikazujući godišnju proizvodnju u 2003 godini. Nakon toga, rezultati ovog istraživanja su uvršteni u redovan program publikovanja Agencije za statistiku BiH.

Počevši od godišnjih podataka za 2005 godinu redovno se objavljuju i podaci o proizvodnji na osnovu ugovora, a ne samo podaci o redovnoj industrijskoj proizvodnji (proizvodnji za vlastiti račun).

Godišnje istraživanje industrije IND-21 u Bosni i Hercegovini za 2007 godinu je potpuno usaglašeno među službenim statističkim institucijama BiH, a u značajnoj mjeri i sa međunarodnim, prvenstveno Evropskim, standardima i propisima. Za godišnje istraživanje industrije definisani su sljedeći osnovni ciljevi:

- prikupljanje, obrada i objavljivanje godišnjih podataka o industrijskoj proizvodnji koja se obavlja u BiH, odnosno na teritoriji pojedinih entiteta i njihovih administrativnih jedinica, kao i u Distriktu Brčko, i to na nivou proizvoda iz Nomenklature industrijskih proizvoda Bosne i Hercegovine - NIP BiH 2005 (zasnovane na PRODCOM listi iz 2005 godine, odnosno na PRODCOM propisu¹⁾ EU-e) tj. provođenje tzv. godišnjeg PRODCOM istraživanja industrije, industrijskih proizvoda.
- prikupljanje i obrada podataka potrebnih za određivanje strukture pojedinih segmenata nacionalne privrede i analizu promjena po pojedinim elementima ove strukture, te izračunavanje međunarodno harmoniziranih statističkih strukturno-poslovnih pokazatelja za sektor industrije tj. provođenje tzv. strukturno poslovnog istraživanja industrije (SPS istraživanje, u skladu sa Propisom EU o Strukturno-poslovnim statistikama (SBS-R)²⁾).
- prikupljanje podataka za određivanje harmoniziranog sistema ponderisanja, na osnovu koga će se kompilirati mjesečni indeks fizičkog obima industrijske proizvodnje na nivou Bosne i Hercegovine, na nivou svakog entiteta i u Distriktu Brčko, saglasno evropskim standardima i propisima,
- diseminacija podataka o industrijskoj proizvodnji (PRODCOM rezultata) domaćim i međunarodnim korisnicima,
- diseminacija podataka o strukturi industrijske proizvodnje (Strukturnih poslovnih indikatora – SPS indikatora) domaćim i međunarodnim korisnicima.

Godišnje istraživanje industrije organizovano je tako da se sastoji od dvije, suštinski dosta različite cjeline: PRODCOM istraživanja i Strukturno poslovnog istraživanja.

PRODCOM istraživanje je orijentisano na proizvod i bavi se direktnim podacima vezanim za obim i vrijednost prodaje industrijske proizvodnje na nivou pojedinačnog proizvoda iz nomenklature industrijskih proizvoda. Predmet istraživanja je industrijska proizvodnja u izvještajnoj godini na području Bosne i Hercegovine.

U PRODCOM dijelu godišnjeg istraživanja industrije korištena je jedinstvena Nomenklatura industrijskih proizvoda Bosne i Hercegovine NIP BiH 2005. Ova se nomenklatura bazira na PRODCOM listi iz 2005 godine.

Strukturno poslovno istraživanje je orijentisano na osnovne elemente računa proizvodnje. Predmet istraživanja su poslovne informacije industrijskih preduzeća, vezane za glavnu djelatnost samog preduzeća, kao i za djelatnost njegovih jedinica u sastavu, a sve na nivou razreda klasifikacije djelatnosti Bosne i Hercegovine - NIP BiH (četverocifrena šifra u skladu sa NACE Rev.1.1).

¹⁾ PRODCOM je kratica za nomenklaturu industrijskih proizvoda EU-a tj. izvedeni akronim za "PRODucts of the European COMMunity". PRODCOM se zasniva na Propisu Vijeća EU broj 3924/91 of 19. Decembra 1991 kojim se utvrđuje obaveza provođenja statističkog istraživanja industrijske proizvodnje. Cilj je dobijanje podataka o industrijskoj proizvodnji preduzeća u zemljama članicama EU.

²⁾ Structural Business Statistics Regulations tj. SBS-R (Propisi Vijeća EU No 58/97 i 2700/98)

Ova publikacija sistematizuje podatke prikupljene kroz godišnje PRODCOM istraživanje industrije za 2007 godinu i daje pregled obima proizvodnje i obima i vrijednosti prodaje industrijskih proizvoda (robe i usluge) u Bosni i Hercegovini, koje su rezultat redovne proizvodnje izvještajnih jedinica (0) i proizvodnje koju izvještajne jedinice obavljaju na osnovu ugovora (1).

Podaci o industrijskoj proizvodnji u 2007 godini su prikupljeni na osnovu Nomenklature industrijskih proizvoda Bosne i Hercegovine - NIP BiH 2005 koja je objavljena u Službenom glasniku Bosne i Hercegovine broj 19/06 od 20. 03. 2006 godine. NIP BiH 2005 je od 2006 godine u obaveznoj primjeni u godišnjim istraživanjima industrije, a od 2007 godine u svim statističkim istraživanjima u području industrije i svim statističkim istraživanjima koja zahtjevaju prikupljanje, obradu i prikazivanje rezultata prema vrsti industrijskih proizvoda. Direktno upoređivanje PRODCOM podataka za 2007 godinu sa objavljenim podacima iz 2003 i 2004 godine se ne može uraditi na nivou proizvoda, upravo zbog uvođenja nove nomenklature industrijskih proizvoda, ali se sada mogu direktno upoređivati individualni podaci iz 2005, 2006 i 2007 godine.

KRATICE

BHAS	Agencija za statistiku Bosne i Hercegovine
BiH	Bosna i Hercegovina
DB	Distrikt Brčko
d.n.	drugdje nepomenuto
ECSC	Evropsko udruženje za uglj i čelik (European Coal and Steel Community)
ef. sati	efektivni sati
FBiH	Federacija Bosne i Hercegovine
FZS	Federalni zavod za statistiku
BRT	Bruto registarska tona (2,8316 m ³)
hl	hektolitar
1000	hiljada
kg	kilogram
kom	broj komada
l	litar
m	metar
m ²	kvadratni metar
m ³	kubni metar
mil. kom	milijon komada
MWh	Megavatsat (1000 kilovatsati)
priklj.	priključak (telefonski)
RS	Republika Srpska
RZSRS	Republički zavod za statistiku Republike Srpske
EDB	Ekspozitura Distrikt Brčko
t	tona
TJ	Teradžul

METODOLOŠKA OBJAŠNJENJA

1. ORGANIZACIJA ISTRAŽIVANJA

U provođenju godišnjeg istraživanja industrije sudjeluju Agencija za statistiku Bosne i Hercegovine (BHAS), Federalni zavod za statistiku (FZS) i njegovi kantonalni uredi, Republički zavod za statistiku Republike Srpske i njegova područna. odjeljenja (RZSRS) i Ekspozitura Agencije za statistiku Bosne i Hercegovine - Distrikt Brčko (EDB).

BHAS, FZS i RZSRS su u punoj saradnji usaglasili metodologiju godišnjeg istraživanja industrije za 2007 godinu tj. zajednički su dogovoreni sadržaj i izgled obrasca i uputstvo za popunjavanje obrasca.

FZS, RZSRS i EDB su organizovali sav terenski rad tj. štampali i distribuirali obrasce i druge materijale potrebne za provođenje istraživanja.

U okviru svoje standardne prakse FZS, RZSRS i EDB satavljaju i ažuriraju Adresare statističkih jedinica za istraživanje industrije. Ovi su adresari korišteni u godišnjem istraživanju industrije.

FZS, RZSRS i EDB su održali potrebne instruktaže po pojedinim kantonalnim/regionalnim ili centralnim uredima i zajedno sa statističarima lokalnih ureda za statistiku organizovali neposredni obilazak izvještajnih jedinice, kada je to bilo potrebno, a važnije metodološke poteškoće direktno rješavali sa izvještajnom jedinicom.

Na osnovu upitnika i utvrđenih ciljeva istraživanja u oba entitetska zavoda za statistiku su razvijene aplikacije za unos, kontrolu i obradu podataka godišnjeg istraživanja industrije.

Agencija za statistiku Bosne i Hercegovine je sa FZS i RZSRS dogovorila sadržaj, kao i vrstu i formu dostavljanja podataka za daljnju obradu i razvila aplikaciju za prihvatanje, agregiranje i izračunavanje PRODCOM rezultata za nivo Bosne i Hercegovine.

FZS, RZSRS i EDB su prikupili popunjene upitnike i obavili unos, analizu i kontrolu podataka. Ovako prečišćeni podaci su dostavljeni Agenciji za statistiku Bosne i Hercegovine u dogovorenoj formi.

BHAS je izvršila agregiranje, pripremu i objavljivanje PRODCOM rezultata za nivo Bosne i Hercegovine. Podaci za nivo BiH su kompilirani i publikovani iz prečišćenih i kontrolisanih podataka entitetskih zavoda i EDB.

2. KONCEPTI I DEFINICIJE

2.1. Pojam industrije

Pojam industrije koji se koristi u godišnjem istraživanju industrije IND-21, definisan je s tri područja klasifikacije djelatnosti (saglasno NACE Rev.1.1):

C - VAĐENJE RUDA I KAMENA,

D - PRERAĐIVAČKA INDUSTRIJA i

E - PROIZVODNJA I SNABDIJEVANJE ELEKTRIČNOM ENERGIJOM, GASOM I VODOM

Definicija pojma industrije je potpuno saglasna definiciji industrije EU-a.

Koncepti i definicije svih osnovnih pojmova korištenih u godišnjem PRODCOM istraživanju industrije (kao što su: glavna, sporedna i pomoćna djelatnost, statističke jedinice, proizvod, robe, usluge, redovna proizvodnja tj. proizvodnja za vlastiti račun, proizvodnja na osnovu ugovora, i sl.), uzeti su iz uvoda u NACE Rev 1.1, iz EU propisa o statističkim jedinicama za promatranje i analizu proizvodnog sistema EU-e³⁾, uvoda u ISIC Rev. 3⁴⁾ i uvoda PRODCOM liste iz 2005, a usklađeni su s metodološkim okvirom

³⁾ Propis o statističkim jedinicama za posmatranje i analizu proizvodnog sistema EU-a (Council Regulation (EEC) No 696/93 on the statistical units for observation and analysing within European Community)

⁴⁾ ISIC Rev. 3 - International Standard Industrial Classification (Međunarodna standardna industrijska klasifikacija svih ekonomskih djelatnosti)

SNA 93 i ESA 95⁵⁾.

Sva specifična objašnjenja data u ovom poglavlju odnose se samo na PRODCOM dio godišnjeg istraživanja industrije, čiji se rezultati, vezani za redovnu industrijsku proizvodnju i proizvodnju na osnovu ugovora, objavljuju u ovoj publikaciji.

2.2. Statističke jedinice

Statističke jedinice u poslovnoj statistici su autonomne institucije ili njihovi dijelovi koji se bave nekim ekonomskim djelatnostima. One se bave ekonomskim transakcijama roba i usluga pri čemu angažuju vlastitu radnu snagu za proizvodnju roba i usluga koje se mogu prodati, davati drugima bez naknade ili koristiti za daljnju proizvodnju. Važna karakteristika je to da mogu stvarati finansijske obaveze i mogu posjedovati materijalna i nematerijalna sredstva.

Jedinice posmatranja su one jedinice za koje se kompiliraju statistički rezultati u cilju praćenja njihovih karakteristika. Osnovno ograničenje koje se postavlja na jedinicu posmatranja je njena autonomnost u odnosu na finansiranje i proces proizvodnje.

Ovo kao rezultat ima dva tipa jedinica posmatranja:

1. jedinice koje su potpuno autonomne u odnosu na sve funkcije vezane za finansiranje i proces proizvodnje (preduzeće) i
2. jedinice koje su autonomne samo u odnosu na proces proizvodnje (jedinice u sastavu preduzeća). Autonomija u donošenju odluka znači da takve jedinice imaju administrativnu evidenciju o svim osnovnim karakteristikama procesa.

Izveštajne jedinice su statističke jedinice od kojih se traži da dostave podatke. To mogu biti same jedinice posmatranja ili sasvim odvojene jedinice.

U PRODCOM dijelu godišnjeg istraživanja industrije izvještajne jedinice su pravna lica tj. preduzeća koja su u Registru poslovnih subjekata FZS, RZSRS i EDB razvrstana u područja djelatnosti C, D i E (industrija), kao i ona preduzeća koja nisu razvrstana u područja industrije, ali imaju jedinice u sastavu koje se bave industrijskom djelatnošću.

Jedinice posmatranja u PRODCOM dijelu godišnjeg istraživanja industrije su preduzeća i njihove jedinice u sastavu, koje se bave industrijskom djelatnošću. Rezultat industrijske djelatnosti su dobra i usluge tj. proizvodi definisani u nomenklaturi industrijskih proizvoda.

Preduzeće je najmanja kombinacija pravnih jedinica koja čini organizacionu jedinicu za proizvodnju dobara i usluga i ima određeni stepen autonomije pri odlučivanju, posebno pri raspoređivanju vlastitih resursa. Preduzeće obavlja jednu ili više djelatnosti na jednoj ili više lokacija.

Jedinica u sastavu preduzeća je dio preduzeća (radionica, pogon, odjeljenje, i sl.) koji obavlja istu ili različitu djelatnost kao i preduzeće u čijem je sastavu, na istoj ili različitoj lokaciji. Jedinica u sastavu preduzeća je statistička jedinica koja nije u potpunosti u skladu sa definicijama propisa o statističkim jedinicama za posmatranje i analizu proizvodnog sistema EU-a (Council Regulation (EEC) No 696/93 on the statistical units for observation and analysing within European Community), a najbliža je definiciji “**pogon**” prema svjetskom statističkom standardu UN-a navedenom u paragrafu 106 uvodnog dijela UN klasifikacije djelatnosti ISIC Rev. 3 i UN sistemu nacionalnih računa SNA 93.

Djelatnost statističke jedinice se određuje na nivou podrazreda klasifikacije djelatnosti Bosne i Hercegovine KD BiH.

⁵⁾ Sistem nacionalnih računa Ujedinjenih Nacija (System of National Accounts) 1993 - SNA 93 (ISBN 92-1-161352-3) i Evropski sistem nacionalnih računa 1995 (European System of Accounts) - ESA 95 (Propis Vijeća EU No 2223/96), usklađen sa SNA 93.

2.3. Podaci

U PRODCOM dijelu godišnjeg istraživanja industrije prikupljaju se podaci o ostvarenoj proizvodnji, internoj potrošnji, zalihama i prodaji industrijskih proizvoda. Na taj su način, za neki konkretan proizvod, prikazani proizvodnja kao izvor raspoloživih količina, a potrošnja, prodaja i završne zalihe, kao rashodna strana bilansa raspoloživih količina.

Za publikovanje su izabrani podaci o ostvarenom obimu industrijske proizvodnje i njenim tržišnim efektima (ostvarena prodaja po količini i vrijednosti), i to podaci o redovnoj tj. proizvodnji za vlastiti račun i proizvodnji na osnovu ugovora.

Za publikovanje je odabran i zbir podataka o redovnoj i ugovorenoj industrijskoj proizvodnji.

Ostvarena prodaja obuhvata i one količine koje su u izvještajnom periodu prodane sa zaliha.

Proizvod Proizvod je posljedica neke industrijske djelatnosti, a definisan je Nomenklaturom industrijskih proizvoda. Ovaj se termin koristi kao opšti naziv za robe koji imaju fizičku dimenziju i za industrijske usluge.

Dobra – su fizički predmeti (objekti) za kojima postoji potreba na tržištu i nad kojima se može utvrditi pravo vlasništva, koje se može prenijeti sa jedne pravne jedinice na drugu u okviru tržišnih transakcija. Za njima postoji potreba zato što se mogu koristiti za zadovoljenje potreba ili želja domaćinstava ili društvene zajednice ili se mogu iskoristiti za proizvodnju drugih dobara ili usluga. Proizvodnja i razmjena dobara su sasvim različite djelatnosti. Neka se dobra uopće ne mogu razmjenjivati, dok se druga mogu prodati ili kupiti više puta. Razdvajanje proizvodnje dobara od njihove prodaje i daljnje preprodaje je ekonomski značajna odlika dobara, koju usluge nemaju.

Usluge nisu zasebne cjeline tj. izlazi proizvodnog procesa nad kojima se može utvrditi pravo vlasništva. Njima se ne može trgovati odvojeno od proizvodnje. Usluge su heterogeni izlazi koji se proizvode po narudžbi, a u principu se sastoje od promjena stanja ulaza (predmeta ili sirovina), do kojih dolazi na osnovu djelatnosti proizvođača, na zahtjev korisnika. Po završetku ove vrste proizvodnje, usluge se moraju isporučiti korisniku. Pružanje usluga se mora ograničiti na one djelatnosti koje se mogu obaviti u jednoj jedinici, a za potrebe druge jedinice.

Gotov proizvod je svaki proizvod koji je u procesu proizvodnje dostigao odgovarajući stepen prerade ili dorade tako da je u nomenklaturi industrijskih proizvoda naveden pod posebnom šifrom i nazivom. Pojam tako definisanog gotovog proizvoda obuhvata i sve radove dovršavanja proizvoda kojima pripadaju čišćenje, pakovanje, ispitivanje kvaliteta, klasiranje i slično. Količine neispravnih proizvoda ("škart") ne smatraju se u gotovim proizvodima.

Intermedijarni proizvod je proizvod koji je dostigao određeni stepen prerade ili dorade tako da je definisan u nomenklaturi industrijskih proizvoda, a koji je proizvelo preduzeće ili jedna od jedinica u sastavu preduzeća, ali koji se u istom preduzeću, u istoj ili drugoj jedinici u sastavu tog preduzeća dalje prerađuje ili obrađuje i takvim se postupcima pretvara u novi proizvod iz nomenklature industrijskih proizvoda (ili se ugrađuje u novi proizvod). Proizvodi kupljeni od trećih osoba radi preprodaje u istom obliku u kojem su i kupljeni ne smatraju se intermedijarnim proizvodima, kao ni proizvodi koji se koriste za bruto investicije u vlastiti fiksni kapital preduzeća ili njihovih jedinica u sastavu.

2.4. Proizvodnja

Ukupna proizvodnja je ukupna količina određenog proizvoda definisanog nomenklaturom industrijskih proizvoda, proizvedena u jedinici posmatranja u izvještajnoj godini, bez obzira na to da li je prodana trećim licima u zemlji ili inostranstvu (izvoz), stavljena na zalihe gotovih proizvoda (namijenjenih prodaji) ili je iskorištena za daljnju internu preradu (intermedijarni proizvodi), ili kombinovano.

Prodana proizvodnja podrazumijeva količine i ukupnu vrijednost proizvoda koji su bilo kada proizvedeni, a koji su prodani (fakturisani) u izvještajnoj godini.

Vrijednost prodane proizvodnje treba obračunati na temelju prodajne cijene proizvođača na izlazu iz preduzeća (*ex-works*) u toku izvještajnog perioda. Vrijednost prodane proizvodnje uvijek uključuje i troškove pakovanja, čak i kada su ovi troškovi fakturirani zasebno. Međutim, vrijednost prodane proizvodnje ne obuhvata:

- nikakve poreze na promet ili takse koje se naplaćuju od potrošača
- posebno obračunate i fakturirane troškove transporta
- popuste potrošačima

Redovna proizvodnja je proizvodnja koju jedinica posmatranja obavlja za svoj račun koristeći kupljene ili vlastite sirovine.

Proizvodnja i prerada na temelju ugovora je uslužna proizvodnja industrijskih proizvoda koja se obavlja onda kada poslovni subjekat na osnovu ugovora od sirovina čiji je vlasnik naručilac, proizvodi ili prerađuje određeni proizvod definisan nomenklaturom. Podatke o ovoj proizvodnji daje poslovna jedinica koja vrši proizvodnju na bazi ugovora (ona je izvještajna jedinica), a vrijednost proizvodnje je iznos koji naručilac plaća za ovu uslugu. Ni u kakvom ugovornom sporazumu naručilac i izvršilac ne mogu biti preduzeće i jedinice u sastavu istog preduzeća, tj. ugovorna proizvodnja među različitim pogonima istog preduzeća nije moguća.

Industrijske usluge obuhvataju usluge dorade, popravka, održavanja i sastavljanja (montaža odnosno instaliranje i asembliranje) koje vrši jedinica posmatranja, odnosno njena industrijska jedinica u sastavu, a koje su posebno fakturisane. U pravilu, industrijske usluge se iskazuju po svakoj pojedinačnoj vrsti izvršene usluge, kako su one specificirane u nomenklaturi industrijskih proizvoda, i to u fizičkim mjernim jedinicama – *efektivnim satima*, odnosno hiljadama efektivnih sati. Izuzetak je dorada tekstila (oblast 17 iz Klasifikacije djelatnosti), koja se iskazuje i prati isto kao i vlastita proizvodnja i za koju su utvrđene druge fizičke mjerne jedinice prema. Nomenklaturi industrijskih proizvoda. Vrijednost industrijskih usluga iskazuje se u hiljadama KM.

Proizvodnja na osnovu ugovora (industrijska proizvodnja roba i pružanje industrijskih usluge na bazi ugovora) se prikazuju u ovoj publikaciji odvojeno od redovne proizvodnje (proizvodnje za vlastiti račun).

3. VAŽNE NAPOMENE

U Oktobru 2006 službeno je usvojena jedinstvena Klasifikacija djelatnosti, Bosne i Hercegovine KD BiH koja je potpuno usaglašena sa NACE Rev.1.1. (Zakon o KD BiH, Službeni glasnik Bosne i Hercegovine br. 76/06 i Odluka o KD BiH, Službeni glasnik Bosne i Hercegovine br. 84/06).

Za prikazivanje rezultata na nivou BiH korišteni su nazivi djelatnosti iz klasifikacije djelatnosti KD BiH.

Obuhvat PRODCOM istraživanja nije potpun i nije usaglašen među entitetima i sa Distrikom Brčko. Obuhvat je određen adresarima statističkih jedinica za godišnje istraživanje industrije, koji se zasebno vode u FZS, RZSRS i EDB. U FZS je izvršeno proširenje obuhvata počevši od 2006 godine, tako da su obuhvaćene izvještajne jedinice iz adresara sa 10 i više zaposlenih i one čiji je ukupan promet veći ili jednak 500.000 KM. U RZSRS i EDB su obuhvaćene sve statističke jedinice iz adresara. U ovom trenutku još nije urađeno potpuno usaglašavanje obuhvata.

INDUSTRIJSKA PROIZVODNJA I PRODAJA INDUSTRIJSKIH PROIZVODA U BOSNI I HERCEGOVINI U 2007 GODINI

Šifra	Naziv proizvoda i djelatnost	Vrsta proizvodnje	Mjerna jedinica	Proizvedena količina	Prodata količina	Vrijednost prodaje (u .000 KM)
C	VAĐENJE RUDA I KAMENA					
CA	VAĐENJE ENERGETSKIH SIROVINA					
10	Vađenje uglja i lignita; vađenje treseta					
10.2	Vađenje i briketiranje lignita i mrkog uglja					
10.20	Vađenje i briketiranje lignita i mrkog uglja					
10.20.10.30.01	Mrki ugalj	0	t	2.018.074	2.011.440	124.653
10.20.10.30.03	Granulat od mrkog uglja	0	t	3.537.649	1.891.002	137.282
10.20.10.30.04	Lignit	0	t	2.403.506	806.797	38.646
10.20.10.30.06	Granulat od lignita	0	t	1.803.571	1.803.571	82.253
CB	VAĐENJE RUDA I KAMENA, OSIM ENERGETSKIH SIROVINA					
13	Vađenje ruda metala					
13.1	Vađenje ruda željeza					
13.10	Vađenje ruda željeza					
13.10.10.30.02	Ruda željeza, neobogaćena, s $\geq 42\%$ željeza	0	t	1.613.963	0	0
13.10.10.50.01	Ruda željeza, obogaćena, s $< 42\%$ željeza	0	t	0	176	6
13.10.10.50.02	Ruda željeza, obogaćena, s $\geq 42\%$ željeza	0	t	1.330.000	1.343.008	45.054
13.2	Vađenje ruda obojenih metala, osim ruda urana i torija					
13.20	Vađenje ruda obojenih metala, osim ruda urana i torija					
13.20.13.00.00	Rude i koncentracije aluminija	0	t	866.933	854.403	36.254
13.20.15.50.00	Rude i koncentracije olova	0	t	4.633	4.828	8.054
13.20.15.70.00	Rude i koncentracije cinka	0	t	4.799	5.423	4.262
14	Vađenje ostalih ruda i kamena					
14.1	Vađenje kamena					
14.11	Vađenje ukrasnog kamena i kamena za građevinarstvo					
14.11.11.50.00	Kamen od karbonatnih stijena (krečnjak), za izradu spomenika ili gradnju, jasne specifične težine $\geq 2.5\text{kg}/10\text{m}^3$	0	t	96.943	0	0
14.11.12.33.00	Granit, sirov ili samo grubo otučen	0	t	24.512	23.300	4.588

INDUSTRIJSKA PROIZVODNJA U 2007 GODINI – PRETHODNI PRODCOM REZULTATI

Šifra	Naziv proizvoda i djelatnost	Vrsta proizvodnje	Mjerna jedinica	Proizvedena količina	Prodana količina	Vrijednost prodaje (u .000 KM)
14.11.12.90.00	Ostali građevinski kamen; porfir, bazalt i druge vrste kamena za izradu spomenika i gradnju, sirov, grubo klesan/ samo izrezan (isklj. vapnenaste vrste kamena za spomenike i gradnju, težine >2.5 kg/10 m ³ granita i pješčenjaka)	0	t	188.822	188.822	2.879
14.12	Vađenje krečnjaka, sirovog gipsa i krede					
14.12.10.30.00	Sirovi gips (sadra), anhidrid	0	t	154.294	144.773	2.545
14.12.10.50.01	Krečnjak drobljeni za izradu kreča ili cementa	0	t	1.438.553	1.108.109	9.482
14.12.10.50.02	Krečnjak, brašno	0	t	200.877	196.498	2.970
14.12.20.30.01	Dolomit sirov	0	t	154.518	102.593	994
14.12.20.30.03	Dolomit brašno	0	t	10.091	8.397	516
14.13	Vađenje škriljaca					
14.13.10.00.00	Škriljac, sirovi, grubo otesan ili samo lomljen u blokove ili ploče	0	t	2.575	2.578	130
14.2	Vađenje šljunka, pijeska i gline					
14.21	Vađenje šljunka i pijeska					
14.21.11.50.00	Pijesak (kremeni pijesak i industrijski pijesak), silikatni	0	t	671.336	668.549	6.117
14.21.11.90.00	Građevinski pijesak (osim pijeska koji sadrži metale)	0	t	98.267	90.900	678
14.21.12.10.01	Šljunak	0	t	1.790.913	1.599.333	7.251
14.21.12.10.02	Obluci, kamena sitnež i flint	0	t	84.503	58.496	586
14.21.12.30.01	Dolomit, lomljen ili drobljen koji se koristi kao agregat za beton, za nasipanje cesta i za dr. upotrebu u građevinarstvu	0	t	895.835	887.817	8.533
14.21.12.30.02	Ostali kamen, lomljen ili drobljen koji se koristi kao agregat za beton, za nasipanje cesta i za dr. upotrebu u građevinarstvu	0	t	2.006.056	1.752.730	17.923
14.21.12.50.00	Mramorni granulati; odlomci i prah	0	t	4.420	4.332	1.147
14.21.12.90.00	Kameni granulati i odlomci i prah, osim mramornog	0	t	2.811	0	0
14.21.13.30.01	Tucanik za upotrebu u građevinarstvu	0	t	30.330	20.730	200
14.21.13.30.02	Ostali makadam od troske, šljake i sl. industrijskih otpadaka za upotrebu u građevinarstvu	0	t	147.110	154.467	1.438
14.22	Vađenje gline i kaolina					
14.22.11.40.00	Kaolin	0+1	t	188.033	200.796	774
		0	t	20.767	33.530	503
		1	t	167.266	167.266	271
14.22.11.60.00	Kaolinska glina (kuglična i plastična glina)	0	t	8.316	11.500	213

Vrsta proizvodnje: 0 - Redovna proizvodnja

1 - Proizvodnja na osnovu ugovora

INDUSTRIJSKA PROIZVODNJA U 2007 GODINI – PRETHODNI PRODCOM REZULTATI

Šifra	Naziv proizvoda i djelatnost	Vrsta proizvodnje	Mjerna jedinica	Proizvedena količina	Prodana količina	Vrijednost prodaje (u .000 KM)
14.22.12.10.00	Bentonit,(natrijev i kalcijev smektit) atal pugit i sepiolit (zemlje za bjeljenje i zemlje za kiparstvo)	0	t	32.912	32.912	992
14.3	Vađenje minerala za hemijsku proizvodnju i proizvodnju prirodnih mineralnih đubriva					
14.30	Vađenje minerala za hemijsku proizvodnju i proizvodnju prirodnih mineralnih đubriva					
14.30.13.13.00	Prirodni barijev sulfat (barit)	0	t	37	38	10
14.4	Proizvodnja soli					
14.40	Proizvodnja soli					
14.40.10.00.01	Kamena so za ljudsku prehranu	0	t	85.978	79.938	19.996
14.40.10.00.05	So u otopini (mokro vađena)	0	t	416.509	416.509	5.831
14.5	Vađenje ostalih ruda i kamena, d.n.					
14.50	Vađenje ostalih ruda i kamena, d.n.					
14.50.23.13.00	Grafit, prirodni	0	t	393.762	299.420	5.821
14.50.23.15.01	Kvarcni pijesak za industrijsku upotrebu	0	t	42.093	21.060	400

D PRERAĐIVAČKA INDUSTRIJA

DA PROIZVODNJA PREHRAMBENIH PROIZVODA, PIĆA I DUHANA

15	Proizvodnja prehrambenih proizvoda i pića					
15.1	Proizvodnja, prerada i konzerviranje mesa i proizvoda od mesa					
15.11	Proizvodnja i konzerviranje mesa					
15.11.11.40.00	Govedina i teletina svježa ili hladena, cijela, polovice i četvrtine s kostima	0	kg	658.093	416.909	3.419
15.11.11.90.01	Svježa ili hladena junetina i govedina, u dijelovima	0+1	kg	4.027.927	2.867.613	19.555
		0	kg	3.978.312	2.817.998	19.551
		1	kg	49.615	49.615	4
15.11.11.90.02	Svježa ili hladena teletina, u dijelovima	0+1	kg	714.279	690.732	6.970
15.11.11.90.02	Svježa ili hladena teletina, u dijelovima	0	kg	713.141	689.594	6.970
15.11.11.90.02	Svježa ili hladena teletina, u dijelovima	1	kg	1.138	1.138	0
15.11.12.00.01	Zamrznuta junetina i govedina, u dijelovima	0	kg	193.078	165.815	676
15.11.13.30.00	Svježa ili hladena svinjetina, cijela i polovice (uklj. svježe meso pakovano tj. privremeno konzervano solju)	0+1	kg	1.712.125	333.133	2.099
		0	kg	1.676.394	297.402	2.091
		1	kg	35.731	35.731	8
15.11.13.50.00	Svinjetina, svježa ili hladena, butovi, lopatice i dijelovi s kostima (uklj. svježe meso privremeno konzervano solju)	0	kg	1.651.299	1.167.255	5.186

Vrsta proizvodnje: 0 - Redovna proizvodnja

1 - Proizvodnja na osnovu ugovora

INDUSTRIJSKA PROIZVODNJA U 2007 GODINI – PRETHODNI PRODCOM REZULTATI

Šifra	Naziv proizvoda i djelatnost	Vrsta proizvodnje	Mjerna jedinica	Proizvedena količina	Prodana količina	Vrijednost prodaje (u .000 KM)
15.11.15.00.00	Janjetina i ovčetina, svježa ili hladena, cijela, polovice i dijelovi	0	kg	74.246	74.189	662
15.11.16.00.00	Janjetina i ovčetina, zamrznuta, cijela, polovice i dijelovi	0	kg	9.641	9.641	47
15.11.19.00.00	Svježi ,hladeni ili zamrznuti jestivi klaonički nusproizvodi	0	kg	32.869	34.286	138
15.11.24.00.00	Sirova koža goveda i kopitara, cijela	0	kom	552.755	538.948	27.224
15.11.25.00.00	Sirova koža goveda i kopitara (isklj. cijele)	0	kg	17.091	7.669	26
15.11.26.00.00	Sirova ovčija ili janjeća koža	0	kom	78.556	78.116	313
15.11.27.00.00	Sirove kozije i jareće kože, neštavljene, svježe ili konzervirane	0	kom	1.105	1.105	3
15.11.30.40.00	Svinjska slanina i salo očišćena od mesa, svježa, zamrznuta, soljena i dimljena (isklj. topljenu)	0	kg	18.651	2.530	9
15.11.30.60.00	Svinjska mast i ostale svinjske masnoće, topljene	0	kg	28.335	22.986	41
15.11.40.90.00	Ostali proizvodi životinjskoga porijekla, nejestivi (dlake, kosti, rogovi, papci, itd.)	0	kg	116.260	145.215	1.172
15.12	Proizvodnja i konzerviranje mesa peradi i zečijeg mesa					
15.12.11.13.00	Svježe ili hladeno meso pilića, cijelo	0	kg	1.960.543	1.862.420	7.237
15.12.11.53.00	Svježe ili hladeno meso pilića (brojlera), sječeno	0	kg	3.100.210	3.067.212	12.123
15.12.11.70.00	Svježe ili hladene iznutrice i jetra peradi	0	kg	244.523	243.457	948
15.12.12.13.00	Zamrznuto pileće meso, cijelo	0	kg	187.128	170.227	640
15.12.12.53.00	Zamrznuto meso pilića, sječeno	0	kg	708.127	672.483	2.604
15.12.12.71.00	Zamrznuti otpaci i ostaci od peradi (isklj. jetra)	0	kg	702.521	745.634	1.452
15.12.12.75.00	Zamrznuta jetra peradi	0	kg	6.548	0	0
15.13	Proizvodnja proizvoda od mesa i mesa peradi					
15.13.11.10.00	Svinjski butovi, lopatice i dijelovi od njih sa kostima, soljeni, u salamuri, sušeni ili dimljeni	0	kg	130.640	130.108	2.082
15.13.11.30.00	Svinjska trbušina (slanina prošarana mesom) i dijelovi od nje, soljeni, u salamuri, sušeni ili dimljeni	0	kg	511.635	494.764	3.696
15.13.11.50.00	Svinjetina, soljena, u salamuri, sušena ili dimljena (uklj. slaninu i dijelove od nje) (isklj. šunke, lopatice i njihove dijelove s kostima, trbušine i njihove dijelove)	0	kg	794.932	766.410	5.126
15.13.11.70.00	Govedina, junetina i teletina, soljena, u salamuri, sušena ili dimljena	0	kg	313.585	303.054	2.766
15.13.11.90.00	Ostalo meso, soljeno, u salamuri, sušeno ili dimljeno; jestivo brašno, prah od mesa ili iznutrica	0	kg	61.558	60.864	272
15.13.12.13.00	Kobasice i slični proizvodi, od jetre (uklj. paštete u crijevu ili u obliku kobasice)	0	kg	1.373.000	1.373.316	6.210
15.13.12.15.01	Kobasice, osim od jetre, trajne	0	kg	982.882	975.566	9.473

Vrsta proizvodnje: 0 - Redovna proizvodnja

1 - Proizvodnja na osnovu ugovora

INDUSTRIJSKA PROIZVODNJA U 2007 GODINI – PRETHODNI PRODCOM REZULTATI

Šifra	Naziv proizvoda i djelatnost	Vrsta proizvodnje	Mjerna jedinica	Proizvedena količina	Prodana količina	Vrijednost prodaje (u .000 KM)
15.13.12.15.02	Kobasice, osim od jetre, polutrajne	0	kg	4.731.860	4.653.005	22.334
15.13.12.15.03	Kobasice, osim od jetre, obarene	0	kg	9.114.232	9.041.591	38.107
15.13.12.15.04	Kobasice, osim od jetre, kuhane	0	kg	582.525	579.216	3.438
15.13.12.25.00	Proizvodi od jetre ostalih životinja (uklj. pire i paštete osim u kobasicama), proizvodi koji sadrže >20% mesa)(isklj. kobasice/homogenizirane proizvode od gusaka ili pataka)	0	kg	318.568	214.927	1.680
15.13.12.33.00	Ostalo pureće meso, pripremljeno ili konzervirano	0	kg	211.110	165.289	1.311
15.13.12.35.00	Ostalo meso peradi, pripremljeno ili konzervirano	0	kg	3.464.102	2.605.940	21.515
15.13.12.53.00	Mesne konzerve i gotova jela od svinjskog mesa (s < 40% ali > 20% mesa i jestivih mesnih otpadaka i ostataka), (uklj. mješavine, isklj. homogenizirana)	0	kg	56.298	35.650	265
15.13.12.60.00	Gotova jela i pripravci od govedine i teletine	0	kg	841.050	789.619	5.623
15.2	Prerada i konzerviranje ribe i proizvoda od ribe					
15.20	Prerada i konzerviranje ribe i proizvoda od ribe					
15.20.13.70.00	Sušena riba; soljena ili nesoljena; riba soljena ali nesušena; riba u salamuri (isklj.dimljene filete)	0	kg	1.713	1.818	18
15.20.16.00.00	Rakovi, mekušci i drugi vodeni beskičmenjaci, pripremljeni i konzervirani (isklj. rashlađeni, zamrznuti, sušeni, soljeni ili u salamuri, rakovi u ljušturi, kuhani na pari ili kipućoj vodi)	0	kg	326.720	255.689	2.927
15.3	Prerada i konzerviranje voća i povrća					
15.31	Prerada i konzerviranje krompira					
15.31.12.10.00	Sušeni krompir u dijelovima ili ne, rezan ili ne, ali ne dalje prerađen	0	kg	452.795	228.795	648
15.31.12.70.00	Krompir u obliku brašna, krupice ili pahuljica, pripremljen ili konzerviran (isklj. zamrznuti, osušeni, u ploškama, u sirćetu ili sirćetnoj kiselini)	0	kg	3.000	3.000	27
15.31.12.90.00	Ostali pripremljeni ili konzervirani krompir d.n. (uklj. čips) (isklj. zamrznuti, osušeni, u sirćetu i sirćetnoj kiselini, u obliku brašna, krupice ili pahuljica)	0	kg	2.879.672	2.883.352	23.203
15.32	Proizvodnja sokova od voća i povrća					
15.32.10.15.00	Nekonzentrirani voćni sok od naranče, nezamrznuti	0	l	234.364	266.564	293
15.32.10.24.00	Sok od paradajza	0	l	81.428	98.624	145
15.32.10.26.00	Nekonzentrirani sok od jabuka	0	l	445.483	493.150	577

Vrsta proizvodnje: 0 - Redovna proizvodnja

1 - Proizvodnja na osnovu ugovora

INDUSTRIJSKA PROIZVODNJA U 2007 GODINI – PRETHODNI PRODCOM REZULTATI

Šifra	Naziv proizvoda i djelatnost	Vrsta proizvodnje	Mjerna jedinica	Proizvedena količina	Prodana količina	Vrijednost prodaje (u .000 KM)
15.32.10.29.00	Nekonzentrirani sokovi od ostalog voća i povrća, nefermentirani i bez dodanog alkohola, osim naranče, limunike (grape fruit), ananasa, grožđa i jabučnog soka	0	l	12.337.173	11.893.170	17.167
15.32.10.30.00	Nekonzentrirane mješavine sokova, od voća i povrća	0	l	115.147	110.784	425
15.32.10.40.01	Konzentrirani voćni sok, od južnoga voća	0+1	l	68.000	47.100	99
		0	l	63.400	42.500	97
		1	l	4.600	4.600	2
15.32.10.40.02	Konzentrirani voćni sok, od kontinentalnog voća	0+1	l	2.578.547	2.205.433	5.772
		0	l	2.556.547	2.183.433	5.764
		1	l	22.000	22.000	8
15.32.10.40.04	Voćni sirupi	0	l	3.662.712	3.534.222	6.827
15.33	Prerada i konzerviranje voća i povrća, d.n.					
15.33.11.00.01	Grašak, zamrznuti	0	kg	227.000	227.000	227
15.33.11.00.02	Mahune, zamrznute	0	kg	75.000	0	0
15.33.11.00.06	Ostalo povrće, zamrznuto, osim miješanoga	0	kg	317.000	0	0
15.33.13.30.00	Sušeni luk, cijeli, sjeckan, rezan, samljeven ili u prahu, ali ne dalje pripremljen	0	kg	25.149	8.999	64
15.33.13.90.00	Sušeno povrće osim krompira, luka, gljiva, tartufa i miješano povrće, cijelo, sjeckano, mljeveno ili u prahu, ali ne dalje pripremljeno	0	kg	365.500	331.000	993
15.33.14.25.00	Nekonzentrirani pire od paradajza	0	kg	123.579	131.124	231
15.33.14.27.00	Konzentrirani pire od paradajza	0	kg	208.802	60.797	131
15.33.14.30.02	Ostale gljive i tartufi, pripremljeni i konzervirani, (isklj. u sirćetu ili sirćetnoj kiselini)	0	kg	230.392	230.392	2.229
15.33.14.61.00	Kiseli kupus, nezamrznuti	0	kg	170.566	170.566	274
15.33.14.62.00	Grašak, pripremljeni, osim u sirćetu ili sirćetnoj kiselini, nezamrznuti	0	kg	372.000	513.000	482
15.33.14.64.00	Mahune, pripremljene, osim u sirćetu ili sirćetnoj kiselini, nezamrznute	0	kg	52.000	187.000	153
15.33.14.90.01	Đuveč, nezamrznuti	0	kg	87.265	590.445	696
15.33.14.90.02	Ajvar, nezamrznuti	0	kg	1.345.657	1.994.173	5.786
15.33.15.00.01	Krastavci, konzervirani, u sirćetu ili sirćetnoj kiselini	0	kg	7.014.960	6.587.667	9.192
15.33.15.00.02	Paprika, konzervirana, u sirćetu ili sirćetnoj kiselini	0	kg	3.016.528	3.053.257	4.695
15.33.15.00.03	Cvekla, konzervirana u sirćetu ili sirćetnoj kiselini	0+1	kg	1.257.369	1.343.264	1.471
		0	kg	1.011.761	1.097.656	1.312
		1	kg	245.608	245.608	159

Vrsta proizvodnje: 0 - Redovna proizvodnja
1 - Proizvodnja na osnovu ugovora

INDUSTRIJSKA PROIZVODNJA U 2007 GODINI – PRETHODNI PRODCOM REZULTATI

Šifra	Naziv proizvoda i djelatnost	Vrsta proizvodnje	Mjerna jedinica	Proizvedena količina	Prodana količina	Vrijednost prodaje (u .000 KM)
15.33.15.00.04	Feferoni, konzervirani u sirćetu ili sirćetnoj kiselini	0+1	kg	345.593	310.014	640
		0	kg	328.174	292.595	628
		1	kg	17.419	17.419	12
15.33.15.00.05	Miješane salate i ostalo miješano povrće, konzervirani u sirćetu ili sirćetnoj kiselini	0	kg	682.639	769.474	1.074
15.33.15.00.06	Ostalo povrće, konzervirano u sirćetu ili sirćetnoj kiselini	0	kg	548.000	1.900	3
15.33.21.00.00	Zamrznuto voće, koštunjavo voće, nekuhano ili kuhano na pari ili kipućoj vodi	0+1	kg	5.305.180	3.580.105	5.230
		0	kg	4.270.180	2.545.105	5.092
		1	kg	1.035.000	1.035.000	138
15.33.22.90.01	Džemovi, od ostaloga voća	0	kg	435.396	496.923	1.096
15.33.22.90.02	Pekmezi, od ostaloga voća	0	kg	117.814	106.229	295
15.33.22.90.03	Marmelada, od šipka	0	kg	837.766	832.703	1.965
15.33.22.90.04	Marmelade, od jedne vrste voća, osim od šipka	0	kg	1.697.499	1.716.177	3.086
15.33.22.90.05	Miješane marmelade, od ostaloga voća	0+1	kg	2.859.511	2.599.830	3.490
		0	kg	1.955.277	1.695.596	2.967
		1	kg	904.234	904.234	523
15.33.22.90.06	Slatko i želei od ostalog voća i koštuničavog voća	0	kg	91.909	9.395	47
15.33.23.30.00	Kikiriki, pripremljeni ili konzervirani (uklj. maslac od kikirikija) (isklj. u sirćetu ili sirćetnoj kiselini, zamrznuti, pire ili paste)	0	kg	354.649	341.834	1.343
15.33.23.90.00	Pripremljeno ili konzervirano koštunjavo voće, osim kikirikija; i ostale sjemenke i mješavine (isklj. u sirćetu ili sirćetnoj kiselini, zamrznuto, pire i paste, konzervirano u šećeru)	0	kg	155.150	150.562	764
15.33.25.20.01	Suhe šljive	0	kg	38.000	0	0
15.33.25.50.01	Kompoti od jedne ili više vrsta voća	0	kg	64.003	103.049	226
15.33.25.50.02	Voćna pulpa i kaša	0+1	kg	851.000	137.000	32
		0	kg	714.000	0	0
		1	kg	137.000	137.000	32
15.4	Proizvodnja biljnih i životinjskih ulja i masti					
15.41	Proizvodnja sirovih ulja i masti					
15.41.12.10.00	Sirovo sojino ulje i njegove frakcije (isklj. hemijski modificirano)	0	kg	3.992.000	1.564.000	1.860
15.41.12.40.00	Sirovo ulje sjemeni suncokreta, šafranike i njihove frakcije (isklj. hemijski modificirano)	0	kg	27.075.000	7.602.000	9.525
15.41.12.60.00	Sirovo ulje repice ili gorušice i njegove frakcije (isklj. hemijski modificirano)	0	kg	8.187.000	1.851.000	1.325
15.41.31.30.00	Uljane pogače i ostali čvrsti ostaci dobiveni ekstrakcijom ulja iz soje	0	kg	773.408	516.567	361

Vrsta proizvodnje: 0 - Redovna proizvodnja
1 - Proizvodnja na osnovu ugovora

INDUSTRIJSKA PROIZVODNJA U 2007 GODINI – PRETHODNI PRODCOM REZULTATI

Šifra	Naziv proizvoda i djelatnost	Vrsta proizvodnje	Mjerna jedinica	Proizvedena količina	Prodana količina	Vrijednost prodaje (u .000 KM)
15.42	Proizvodnja rafiniranih ulja i masti					
15.42.11.10.00	Rafinirano sojino ulje i njegove frakcije (isklj. hemijski modificirano)	0	kg	1.773.000	266.000	354
15.42.11.40.00	Rafinirano ulje od sjemena suncokreta, šafranike i njihove frakcije (isklj. hemijski modificirano)	0	kg	19.385.000	3.722.000	5.550
15.42.11.60.00	Rafinirano ulje repice i gorušice i njihove frakcije (isklj. hemijski modificirano)	0	kg	5.784.000	1.814.000	3.314
15.43	Proizvodnja margarina i sličnih jestivih masti					
15.43.10.30.00	Margarin i namazi sa smanjenim i malim sadržajem mliječne masti (isklj. tekući margarin)	0	kg	294.384	294.384	2.269
15.5	Proizvodnja mliječnih proizvoda					
15.51	Proizvodnja mlijeka, mliječnih proizvoda i sira					
15.51.11.33.01	Obrano mlijeko (mlijeko i vrhnje sa sadržajem ≤1% mliječne masti, nekonzentrirano ili nezaslađeno u pakovanju neto sadržaja manje ≤ 2 l, pasterizirano	0	kg	263.468	263.156	276
15.51.11.33.02	Obrano mlijeko (mlijeko i vrhnje sa sadržajem ≤1% mliječne masti, nekonzentrirano ili nezaslađeno u pakovanju neto sadržaja manje ≤ 2 l, sterilizirano	0	kg	32.060	31.560	24
15.51.11.42.01	Mlijeko i vrhnje sa težinskim sadržajem >1% ali ≤6% mliječne masti, nekonzentrirano ili nezaslađeno u pakovanju neto sadržaja ≤ 2 l, pasterizirano	0+1	kg	70.987.004	22.136.617	21.804
		0	kg	70.467.613	21.617.226	21.737
		1	kg	519.391	519.391	67
15.51.11.42.02	Mlijeko i vrhnje sa težinskim sadržajem >1% ali ≤6% mliječne masti, nekonzentrirano ili nezaslađeno u pakovanju neto sadržaja ≤ 2 l, sterilizirano	0	kg	82.747.329	85.485.185	77.987
15.51.12.10.00	Mlijeko i vrhnje sa težinskim sadržajem >6% ali ≤21% mliječne masti, nekonzentrirano ili nezaslađeno, za direktnu upotrebu, u pakovanju neto sadržaja ≤ 2 l,	0	kg	1.477.585	1.467.471	3.057
15.51.12.20.00	Mlijeko i vrhnje sa težinskim sadržajem >6% ali ≤21% mliječne masti, nekonzentrirano ili nezaslađeno, za direktnu upotrebu, u pakovanju neto sadržaja > 2 l,	0	kg	11.799	11.799	30
15.51.20.33.00	Obrano mlijeko u prahu (mlijeko i vrhnje u čvrstom obliku sa težinskim sadržajem mliječne masti ≤ 1,5%) za direktnu upotrebu, u pakovanju sadržaja ≤ 2,5 kg	0	kg	197.003	236.741	1.742

Vrsta proizvodnje: 0 - Redovna proizvodnja

1 - Proizvodnja na osnovu ugovora

INDUSTRIJSKA PROIZVODNJA U 2007 GODINI – PRETHODNI PRODCOM REZULTATI

Šifra	Naziv proizvoda i djelatnost	Vrsta proizvodnje	Mjerna jedinica	Proizvedena količina	Prodana količina	Vrijednost prodaje (u .000 KM)
15.51.20.63.00	Obrano mlijeko u prahu ili vrhnje (mlijeko i vrhnje u čvrstom obliku sa težinskim sadržajem mliječne masti >1,5%) za direktnu upotrebu u pakovanju sadržaja ≤ 2,5 kg	0	kg	213.929	284.073	1.949
15.51.30.30.00	Maslac sa sadržajem mliječne masti ≤85%	0	kg	256.887	261.801	1.618
15.51.30.50.00	Maslac sa težinskim sadržajem mliječne masti >85% i druge masti i ulja dobiveni od mlijeka (isklj. mliječni namaz sa sadržajem masti <80%)	0	kg	127.056	136.625	810
15.51.30.70.00	Mliječni namazi sa težinskim sadržajem mliječne masti <80%	0	kg	37.857	37.857	380
15.51.40.30.00	Nefermentirani ili nesoljeni svježi sir (uklj. od surutke i skute)	0	kg	2.285.011	2.292.979	5.871
15.51.40.50.01	Polutvrđi sir	0	kg	367.500	380.461	2.112
15.51.40.50.02	Tvrđi sir	0	kg	1.129.285	1.192.090	10.338
15.51.40.50.04	Ostali netopljeni sir	0	kg	368.875	368.996	1.642
15.51.40.70.00	Topljeni sir (isklj. strugani ili u prahu)	0	kg	4.887	6.204	26
15.51.52.41.01	Kiselomlijeko i jogurt, nearomatizirani i bez dodatnoga voća, oraha i dr. ili kaka	0	kg	24.533.039	24.672.254	28.876
15.51.52.41.03	Kiselomlijeko, nearomatizirano i bez dodanog voća, oraha i dr. ili kaka	0	kg	9.406.188	9.434.561	20.805
15.51.52.45.00	Aromatizirani tekući jogurt ili acidofilno mlijeko (kiselomlijeko, vrhnje, jogurt i ost. fermentirani proizvodi, aromatizirani ili s dodanim voćem, orašastim plodovima ili kakaom)	0	kg	637.671	642.270	1.703
15.51.52.65.00	Mlačenica (stepka)	0	kg	372.667	372.355	341
15.51.55.40.00	Surutka i modificirana surutka, tekuća u obliku pirea, nekoncentrirana ili koncentrirana ili zaslađena	0	kg	2.063.841	2.063.372	76
15.52	Proizvodnja sladoleda i drugih smrznutih smjesa					
15.52.10.00.00	Sladoled i ostali jestivi ledeni proizvodi (uklj. šerbet, lizaljke) (isklj. mješavine i sirovine za sladoled)	0	l	1.492.799	1.592.562	7.312
15.6	Proizvodnja mlinskih proizvoda, skroba i proizvoda od skroba					
15.61	Proizvodnja mlinskih proizvoda					
15.61.21.00.00	Brašno od pšenice ili suražice	0+1	kg	231.801.064	225.845.715	124.896
		0	kg	231.098.364	225.094.731	124.678
		1	kg	702.700	750.984	218
15.61.22.00.01	Brašno, kukuruzno	0	kg	1.945.213	1.881.033	962
15.61.22.00.02	Brašno, raženo	0	kg	194.027	192.269	147
15.61.24.00.00	Mješavine i tijesta za izradu hljeba, kolača, peciva, dvopeka, vafila, oblatna, preprženog hljeba, tost-hljeba i sličnih pečenih proizvoda i ostali pekarski proizvodi	0	kg	157.082	63.562	797
15.61.31.33.00	Prekrupa i krupica od tvrde pšenice	0	kg	646.750	653.800	266

Vrsta proizvodnje: 0 - Redovna proizvodnja

1 - Proizvodnja na osnovu ugovora

INDUSTRIJSKA PROIZVODNJA U 2007 GODINI – PRETHODNI PRODCOM REZULTATI

Šifra	Naziv proizvoda i djelatnost	Vrsta proizvodnje	Mjerna jedinica	Proizvedena količina	Prodana količina	Vrijednost prodaje (u .000 KM)
15.61.31.35.00	Prekrupa i krupica od obične pšenice i pira	0	kg	302.700	285.725	188
15.61.32.30.00	Prekrupa i krupica od zobi, kukuruza, riže, raži, ječma i ostalih žitarica (isklj. pšenicu)	0	kg	4.611.990	4.633.306	2.479
15.61.33.33.00	Žitarice; valjane, u granulama, oljuštene, perlirane, rezane ili gnječene (isklj. rižu)	0	kg	60.280	64.318	39
15.61.33.35.00	Klice žitarica; cijele, valjane, u pahuljicama (isklj. rižu)	0	kg	23.900	22.860	9
15.61.40.30.00	Polubijela ili bijela riža (izbijeljena) (uklj. poliranu rižu)	0	kg	72.807	57.591	50
15.61.50.10.00	Kukuruzne mekinje (posije) i prekrupa i ostali ostaci od prosijavanja, mljevenja i dr. obrade kukuruza	0+1	kg	5.820.066	3.768.796	1.702
		0	kg	5.793.535	3.742.265	1.688
		1	kg	26.531	26.531	14
15.61.50.50.01	Pšenične mekinje (posije), kao ostaci od obrade pšenice	0+1	kg	40.033.377	39.306.928	10.040
		0	kg	39.962.377	39.235.928	10.034
		1	kg	71.000	71.000	6
15.61.50.50.02	Pšenična prekrupa, kao ostatak od obrade pšenice	0+1	kg	23.043	21.704	3
		0	kg	19.043	17.704	3
		1	kg	4.000	4.000	0
15.61.50.50.03	Stočno brašno, od pšenice	0+1	kg	37.493.908	35.344.293	10.689
		0	kg	37.258.538	35.103.376	10.625
		1	kg	235.370	240.917	64
15.61.50.50.04	Ostali ostaci od prosijavanja, mljevenja i dr. obrade pšenice	0	kg	5.778.234	5.783.754	1.915
15.61.50.90.00	Posije i ostali ostaci od prosijavanja, mljevenja i druge obrade ostalih žitarica (isklj. kukuruz, kukuruzne klice, rižu, pšenicu)	0	kg	427.766	471.918	164
15.62	Proizvodnja skroba i proizvoda od skroba					
15.62.21.20.00	Hemijski čista fruktoza u čvrstom stanju; fruktoza i fruktozni sirup >od 50% suhe materije fruktoze, izoglukoze (isklj. s dodanom aromom ili materijama za bojenje)	0+1	kg	53.163.371	53.281.200	22.056
		0	kg	24.525.371	24.643.200	15.253
		1	kg	28.638.000	28.638.000	6.803
15.7	Proizvodnja gotove hrane za životinje					
15.71	Proizvodnja gotove hrane za domaće životinje					
15.71.10.10.00	Predsmjese (premixi) za ishranu životinja	0	kg	1.435.255	1.428.575	2.368
15.71.10.33.00	Prerađevine za ishranu domaćih životinja (osim predsmjesa) za svinje	0	kg	22.646.198	22.598.502	14.674
15.71.10.35.00	Prerađevine za ishranu domaćih životinja (osim predsmjesa) za goveda	0	kg	18.293.171	18.179.093	9.028

Vrsta proizvodnje: 0 - Redovna proizvodnja

1 - Proizvodnja na osnovu ugovora

INDUSTRIJSKA PROIZVODNJA U 2007 GODINI – PRETHODNI PRODCOM REZULTATI

Šifra	Naziv proizvoda i djelatnost	Vrsta proizvodnje	Mjerna jedinica	Proizvedena količina	Prodana količina	Vrijednost prodaje (u .000 KM)
15.71.10.37.00	Prerađevine za ishranu domaćih životinja (osim premsmjesa) za perad	0	kg	121.374.612	102.304.265	44.893
15.71.10.39.00	Prerađevine za ishranu domaćih životinja (osim premsmjesa) d.n.	0	kg	15.665.052	15.846.503	10.157
15.8	Proizvodnja ostalih prehrambenih proizvoda					
15.81	Proizvodnja kruha, peciva, svježe tjestenine i kolača					
15.81.11.00.01	Svježi hljeb, pšenični	0+1	kg	41.784.877	41.767.230	52.298
		0	kg	41.718.599	41.700.952	52.210
		1	kg	66.278	66.278	88
15.81.11.00.02	Svježi hljeb, raženi, uklj. i miješani	0	kg	1.162.268	1.159.884	1.732
15.81.11.00.03	Svježi hljeb, kukuruzni	0	kg	117.958	117.958	299
15.81.11.00.04	Svježi hljeb, specijalni (obogaćen mineralnim solima, vitaminima i drugim dodacima)	0	kg	702.926	702.910	1.269
15.81.11.00.05	Ostale vrste hljeba	0	kg	1.547.297	1.547.297	2.048
15.81.11.00.06	Sve vrste peciva	0	kg	5.306.708	5.306.439	13.122
15.81.11.00.07	Krušne mrvice	0	kg	36.600	34.600	57
15.81.11.00.08	Ostali pekarski proizvodi, svježi, zamrznuti i pečeni	0	kg	1.145.095	1.144.867	3.011
15.81.12.00.01	Industrijski kolači	0	kg	1.464.029	1.465.478	6.185
15.81.12.00.02	Svježi i pečeni fini pekarski proizvodi (proizvodi od lisnatoga tijesta, krofne i dr.)	0	kg	2.199.841	2.199.822	11.638
15.81.12.00.03	Poslastice, dnevni kolači	0	kg	792.956	792.203	5.041
15.81.12.00.04	Ostali pekarski proizvodi s dodatkom sladila	0	kg	32.000	32.000	160
15.82	Proizvodnja dvopeka i keksa; proizvodnja trajnih peciva i kolača					
15.82.11.50.00	Dvopek, tost-hljeb i slični tost-proizvodi	0	kg	69.438	69.438	153
15.82.12.30.00	Medenjaci začinjani đumbirom i slično	0	kg	55.644	56.999	154
15.82.12.53.01	Slatki keksi potpuno ili djelomično čokoladirani	0	kg	598.427	605.571	2.088
15.82.12.53.02	Vafel proizvodi potpuno ili djelomično čokoladirani	0	kg	572.660	565.943	2.202
15.82.12.53.03	Slatki keksi potpuno ili djelomično preliveni preljevom koji sadrži kakao	0	kg	1.889.660	1.979.767	8.739
15.82.12.53.04	Vafel proizvodi potpuno ili djelomično preliveni preljevom koji sadrži kakao	0	kg	3.565.619	3.585.155	11.464
15.82.12.55.00	Slatki keksi (uklj. sendvič-kekse; isklj. potpuno ili djelomično prevučene ili ispunjene čokoladom ili drugim preparatima koji sadrže čokoladu)	0	kg	2.079.743	2.070.570	4.107
15.82.12.59.00	Vafli i oblatne (uklj. soljene) (isklj. potpuno ili djelomično prevučene ili ispunjene čokoladom ili drugim preparatima koji sadrže čokoladu)	0	kg	362.853	356.303	1.618
15.82.13.40.00	Keksi (isklj. potpuno ili djelomično prevučene ili ispunjene čokoladom ili drugim preparatima koji sadrže kakao, vafle i oblatne)	0	kg	1.409.102	1.451.437	6.697

Vrsta proizvodnje: 0 - Redovna proizvodnja

1 - Proizvodnja na osnovu ugovora

INDUSTRIJSKA PROIZVODNJA U 2007 GODINI – PRETHODNI PRODCOM REZULTATI

Šifra	Naziv proizvoda i djelatnost	Vrsta proizvodnje	Mjerna jedinica	Proizvedena količina	Prodana količina	Vrijednost prodaje (u .000 KM)
15.82.13.50.00	Začinjeni ili soljeni ekstrudirani ili ekspandirani proizvodi	0	kg	1.172.169	1.176.017	4.820
15.82.13.90.00	Pekarski proizvodi, bez dodatka sladila (uklj. tanke palačinke, pite, pizze; isklj. sendviče, krisp, vafle, oblatne, dvopek, tost, začinjene ili soljene ekstrudirane li ekspandirane proizvode)	0	kg	604.238	604.974	2.104
15.83	Proizvodnja šećera					
15.83.12.30.00	Rafinirani bijeli šećer od šećerne trske ili šećerne repe u čvrstom stanju	0	kg	796.215	801.964	880
15.84	Proizvodnja kakaa, čokolade i konditorskih proizvoda					
15.84.13.00.00	Kakao prah (isklj. koji sadrži dodani šećer ili druga sladila)	0	kg	14.578	15.203	42
15.84.21.37.00	Čokolada, itd., sa sadržajem kakaa, u blokovima, tablama i prutićima >2 kg, >18% kakao maslaca	0	kg	626.600	631.494	3.232
15.84.21.70.00	Preljevi s okusom čokolade s težinskim udjelom 18% ili više kakao maslaca i u pakovanjima >2 kg	0	kg	60.380	0	0
15.84.21.90.00	Prehrambeni preparati, s težinskim udjelom od 18% ili više kakao maslaca i u pakovanjima >2 kg (isklj. preljeve s okusom čokolade, čokoladne mliječne mrvice)	0	kg	5.300	5.300	18
15.84.22.33.00	Čokoladni blokovi; table i prutići koji sadrže jezgru (uklj. s kremom, likerom ili voćnom pastom; isklj. čokoladne kekse)	0	kg	171.854	167.347	973
15.84.22.35.00	Čokoladni blokovi; table i prutići, s dodacima žitarica; voća ili orašastih plodova (isklj. punjene, čokoladne kekse)	0	kg	623.100	632.300	3.237
15.84.22.39.00	Čokoladni blokovi; table i prutići (isklj. punjene, s dodacima žitarica; voća ili orašastih plodova, čokoladne kekse)	0	kg	818	745	9
15.84.22.55.00	Čokoladni proizvodi (isklj. punjene, čokoladne blokove; table ili prutiće, čokoladne kekse, čokolade)	0	kg	359.912	379.968	1.456
15.84.22.70.00	Čokoladni namazi	0	kg	2.322.698	2.323.806	7.472
15.84.22.80.00	Preparati od kakaa za pripremu napitaka	0	kg	733	372	6
15.84.22.90.00	Ostali prehrambeni proizvodi sa sadržajem kakaa (isklj. kakao pastu, maslac, prah, blokove, table, prutiće, u tekućem stanju, paste, prah, granule, u ostalom rasutom stanju u pakovanju >2kg, za pripremu napitaka, čokoladni preljevi)	0	kg	3.978	3.657	14
15.84.23.53.00	Konditorske paste u pakovanjima za direktnu upotrebu ≥ 1 kg (uklj. marcipan, fondan, nugat, pastu od badema)	0	kg	26.016	25.835	53
15.84.23.63.00	Šećerom prevučeni proizvodi (uklj. ušećerene bademe)	0	kg	204.448	203.276	534

Vrsta proizvodnje: 0 - Redovna proizvodnja
1 - Proizvodnja na osnovu ugovora

INDUSTRIJSKA PROIZVODNJA U 2007 GODINI – PRETHODNI PRODCOM REZULTATI

Šifra	Naziv proizvoda i djelatnost	Vrsta proizvodnje	Mjerna jedinica	Proizvedena količina	Prodana količina	Vrijednost prodaje (u .000 KM)
15.84.23.65.00	Gumeni bomboni i voćni žele i voćne paste u obliku konditorskih proizvoda (isklj. gumu za žvakanje)	0	kg	54.559	52.289	180
15.84.23.75.00	Karamele i slični proizvodi	0	kg	9.556	9.812	25
15.84.23.90.00	Ostali konditorski proizvodi , d.n.	0	kg	411.537	403.241	1.301
15.84.24.00.00	Iscijeđeno, preliveno šećerom ili kristalizirano (kandirano) voće, koštuničavo voće, kore od voća i drugi dijelovi biljaka (isklj. konzervirano šećerom i stavljeno u sirup, sušeno voće)	0	kg	19.000	20.000	123
15.85	Proizvodnja makarona, rezanaca, kuskusa i sličnih proizvoda od brašna					
15.85.11.30.00	Nekuhana tjestenina s jajima (isklj. punjenu i drugačije pripremljenu)	0	kg	2.586.528	2.559.521	4.202
15.85.11.50.00	Nekuhana tjestenina (isklj.s jajima, punjenu i drugačije pripremljenu)	0	kg	825	825	1
15.85.12.35.00	Sušena, nesusušena i zamrznuta tjestenina i proizvodi od tjestenine (uklj. gotova jela) (isklj. nekuhanu tjesteninu, punjenu tjesteninu)	0	kg	378.915	377.860	696
15.86	Prerada čaja i kafe					
15.86.11.30.00	Kafa bez kofeina, nepržena	0	kg	20.000	20.000	92
15.86.11.50.00	Pržena kafa s kofeinom	0	kg	3.486.654	3.357.463	30.225
15.86.12.10.00	Nadomjesci kafe koji sadrže kafu	0	kg	711	364	7
15.86.12.50.00	Ekstrakti, esencije ili koncentрати kafe, u tekućem stanju, preparati na bazi ekstrakata, esencija ili koncentrata kafe ili na bazi kafe	0	kg	2.818	2.818	42
15.86.13.00.00	Čaj, u pakovanju manjem od uklj. 3 kg	0	kg	261.644	260.476	4.918
15.86.14.00.00	Ekstrakti, esencije, koncentрати čaja ili mate-čaja, pripravci na bazi ekstrakata, esencija ili koncentrata ili na bazi čaja ili mate-čaja	0	kg	1.000	1.000	42
15.87	Proizvodnja začina i drugih dodataka hrani					
15.87.12.30.00	Kečap od paradajza i ostali umaci od paradajza	0	kg	2.256.363	2.181.246	3.826
15.87.12.53.00	Brašno i krupica od gorušice	0	kg	63.525	61.595	64
15.87.12.70.01	Majoneza dr. emulgirani umaci	0	kg	58.770	54.254	157
15.87.12.70.02	Sušena mljevena paprika	0	kg	17.998	22.211	97
15.87.12.70.03	Dodaci jelima (vegeta, veda i slično)	0	kg	1.383.907	1.173.036	3.722
15.87.12.70.04	Mirođije i začini, pripremljeni (biber, vanilija, cimet, muškatinjak, anis itd.)	0	kg	272.505	261.616	1.854
15.87.12.70.05	Ostali pripremljeni umaci i začini (tobasco, worchester, marinada, crveni luk, bijeli luk, hren, curry itd .)	0	kg	16.000	16.000	123

Vrsta proizvodnje: 0 - Redovna proizvodnja

1 - Proizvodnja na osnovu ugovora

INDUSTRIJSKA PROIZVODNJA U 2007 GODINI – PRETHODNI PRODCOM REZULTATI

Šifra	Naziv proizvoda i djelatnost	Vrsta proizvodnje	Mjerna jedinica	Proizvedena količina	Prodana količina	Vrijednost prodaje (u .000 KM)
15.88	Proizvodnja homogenizovanih prehrambenih proizvoda i dijetetske hrane					
15.88.10.70.00	Prehrambeni preparati za dječiju hranu, za maloprodaju, osim homogeniziranih složenih prehrambenih preparata	0	kg	91.000	91.000	1.369
15.89	Proizvodnja ostalih prehrambenih proizvoda, d.n.					
15.89.11.00.00	Supe od povrća i mesa, preparati za supe	0	kg	127.946	130.283	1.238
15.89.13.70.00	Pripremljeni prašci za dizanje tijesta	0	kg	28.947	29.548	175
15.89.14.39.00	Prehrambeni preparati od brašna, krupice, škroba, itd.	0	kg	495.493	490.935	1.081
15.89.14.91.00	Koncentrati bjelanjčevina i aromatizirani ili obojeni šećerni sirupi	0	kg	1.317.463	1.294.134	1.854
15.9	Proizvodnja pića					
15.91	Proizvodnja destiliranih alkoholnih pića					
15.91.10.20.01	Vinski destilat, od grožđa	0	1 alk. 100%	7.421	440	3
15.91.10.20.02	Vinjak (konjak) i slično	0	1 alk. 100%	326.272	309.818	10.978
15.91.10.20.03	Lozovača, komovača	0	1 alk. 100%	1.766	1.738	23
15.91.10.40.00	Rum i tafija (važno: isklj. akcize na alkoholna pića)	0	1 alk. 100%	11.347	11.560	147
15.91.10.50.00	Džin i klekovača (važno: isklj. akcize na alkoholna pića)	0	1 alk. 100%	8.569	9.556	164
15.91.10.63.00	Votka s volumnim udjelom alkohola od ≤45.4% (važno: isklj. akcize na alkoholna pića)	0	1 alk. 100%	80.321	79.511	1.297
15.91.10.65.01	Pečeni kom od voća	0	1 alk. 100%	558.638	372.100	3.343
15.91.10.65.02	Rakije od voća (šljivovica i slično)	0	1 alk. 100%	97.329	79.746	2.163
15.91.10.80.00	Žestoka alkoholna pića, likeri i ostala alkoholna pića (isklj. žestoka alkoholna pića dobivena destilacijom vina, koma ili voća (viski, rum, tafija, džin i klekovača, žestoka alkoholna pića destilirana iz voća)	0	1 alk. 100%	20.509	20.085	477
15.92	Proizvodnja etil-alkohola iz fermentiranih materijala					
15.92.11.00.00	Nedenaturirani etilni alkohol s volumnim udjelom alkohola ≥80% (važno: isklj. akcize na alkoholna pića)	0	l	860	860	17
15.93	Proizvodnja vina (grožđe)					
15.93.12.11.00	Bijela vina iz određenih geografskih područja (kvalitetna vina proizvedena u posebnim regijama)	0	l	2.607.200	1.465.793	4.020
15.93.12.13.00	Bijela vina (ostala), koja nisu kvalitetna vina proizvedena u posebnim regijama	0	l	1.419.636	1.825.055	1.305

INDUSTRIJSKA PROIZVODNJA U 2007 GODINI – PRETHODNI PRODCOM REZULTATI

Šifra	Naziv proizvoda i djelatnost	Vrsta proizvodnje	Mjerna jedinica	Proizvedena količina	Prodata količina	Vrijednost prodaje (u .000 KM)
15.93.12.17.00	Kvalitetna vina i mošt spriječene ili zaustavljene fermentacije dodavanjem alkohola, kvalitetna vina proizvedena u posebnim regijama alkoholne jačine ≤15%, isklj. bijela vina i pjenušava vina	0	l	336.079	269.126	1.298
15.93.12.19.00	Vina i mošt spriječene ili zaustavljene fermentacije dodavanjem alkohola, alkoholne jačine ≤15% (isklj. bijela vina i pjenušava vina, kvalitetna vina proizvedena u posebnim regijama)	0	l	195.000	65.780	906
15.96	Proizvodnja piva					
15.96.10.00.00	Pivo od slada (isklj. bezalkoholno pivo, pivo s volumnim udjelom alkohola ≤0,5%, akcize na alkoholna pića)	0	l	100.045.408	100.115.730	112.428
15.98	Proizvodnja mineralne vode i osvježavajućih pića					
15.98.11.30.00	Mineralne vode i gazirane vode, nezaslađene	0	l	102.972.745	102.971.021	43.380
15.98.11.50.00	Nezaslađene i nearomatizirane vode, led i snijeg (isklj. mineralne i gazirane vode)	0	l	3.276.435	3.294.014	595
15.98.12.30.00	Vode s dodanim šećerom ili drugim sladilima ili aromatizirane, kao npr. bezalkoholna osvježavajuća pića (uklj. mineralne i gazirane)	0	l	130.891.310	128.487.943	122.605
15.98.12.50.02	Ostala bezalkoholna pića bez sadržaja mliječne masnoće	0	l	12.612.174	11.447.331	10.138
16	Proizvodnja duhanskih proizvoda					
16.0	Proizvodnja duhanskih proizvoda					
16.00	Proizvodnja duhanskih proizvoda					
16.00.11.50.00	Cigarete koji sadrže duhan ili mješavine duhana i njegovih nadomjestaka (isklj. akcize na duhanske proizvode)	0+1	mil. kom	4.896	4.910	101.746
		0	mil. kom	4.836	4.789	100.820
		1	mil. kom	60	121	926
16.00.12.90.00	Duhanske prerađevine, ekstrakti i esencije, ostali homogenizirani ili rekonstruirani duhan, d. n.	0+1	kg	1.563.346	3.100.370	12.019
		0	kg	1.246.311	2.783.335	11.809
		1	kg	317.035	317.035	210

INDUSTRIJSKA PROIZVODNJA U 2007 GODINI – PRETHODNI PRODCOM REZULTATI

Šifra	Naziv proizvoda i djelatnost	Vrsta proizvodnje	Mjerna jedinica	Proizvedena količina	Prodana količina	Vrijednost prodaje (u .000 KM)
DB PROIZVODNJA TEKSTILA I TEKSTILNIH PROIZVODA						
17	Proizvodnja tekstila					
17.1	Priprema i predenje tekstilnih vlakana					
17.10.42.50.00	Pređa od češljane vune ili finih životinjskih dlaka, nepakovana za maloprodaju	0+1	kg	456.000	446.000	1.015
		0	kg	1.000	6.000	126
		1	kg	455.000	440.000	889
17.10.43.55.00	Pređa od češljanog pamuka, nepakovana za maloprodaju, za ostale namjene (uklj. za čilime i prekrivače za pod)	1	kg	22.000	22.000	22
17.10.52.30.00	Pređa s ≥85% težinskog udjela sintetičkih rezanih vlakana, nepakovana za maloprodaju, (isklj. konac za šivanje)	0+1	kg	13.000	6.000	48
		0	kg	8.000	1.000	8
		1	kg	5.000	5.000	40
17.10.53.50.00	Pređa s <85% težinskog udjela sintetičkih rezanih vlakana pomiješana s češljanom vunom ili finom životinjskom dlakom, nepakovana za maloprodaju	0	kg	2.000	10.000	110
17.10.53.50.00	Pređa s <85% težinskog udjela sintetičkih rezanih vlakana pomiješana s češljanom vunom ili finom životinjskom dlakom, nepakovana za maloprodaju	1	kg	2.000	2.000	22
17.2	Proizvodnja tkanina					
17.20.20.19.00	Pamučne tkanine, ne od prediva različite boje, težine ≤200 g/m ² , za tehničku i industrijsku upotrebu (isklj. gazu, medicinsku gazu)	0	m2	156.259	156.259	663
17.20.20.20.00	Pamučne tkanine, težine ≤100 g/m ² , za medicinsku gazu, zavoje i obloge	0	m2	6.101.478	6.101.478	3.197
17.3	Dovršavanje tkanina					
17.30	Dovršavanje tkanina					
17.30.10.23.00	Bojenje pamučne prede (isklj. konac za šivanje)	1	kg	83.000	83.000	207
17.4	Proizvodnja gotovih tekstilnih proizvoda, osim odjeće					
17.40	Proizvodnja gotovih tekstilnih proizvoda, osim odjeće					
17.40.11.50.00	Pokrivači i prostirke od sintetičkih vlakana (isklj. električne)	0	kom	2.000	6.000	132
17.40.12.53.00	Posteljno rublje od pamuka (isklj. pleteno ili kukičano)	0+1	kg	197.085	196.366	1.398
		0	kg	24.946	24.227	472
		1	kg	172.139	172.139	926

Vrsta proizvodnje: 0 - Redovna proizvodnja

1 - Proizvodnja na osnovu ugovora

INDUSTRIJSKA PROIZVODNJA U 2007 GODINI – PRETHODNI PRODCOM REZULTATI

Šifra	Naziv proizvoda i djelatnost	Vrsta proizvodnje	Mjerna jedinica	Proizvedena količina	Prodana količina	Vrijednost prodaje (u .000 KM)
17.40.12.59.00	Posteljno rublje od ostalih tkanina (isklj. od pamuka, od lana ili ramije)	0+1	kg	156.072	156.109	838
		0	kg	7.672	7.709	184
		1	kg	148.400	148.400	654
17.40.13.53.00	Stolno rublje od pamuka (isklj. pleteno ili kukičano)	0	kg	8.997	9.112	136
17.40.13.59.00	Stolno rublje od tkanih sintetičkih ili umjetnih vlakana i od ostalih tkanih ili netkanih tkanina (isklj. od pamuka, od lana)	0+1	kg	7.096	7.096	308
		0	kg	1.470	1.470	24
		1	kg	5.626	5.626	284
17.40.14.30.00	Toaletno i kuhinjsko rublje, od frotira ili od sličnih plišanih tkanina od pamuka	0	kg	665	713	15
17.40.15.50.00	Zavjese i draperije, zastori i krevetne zavjese, od tkanih materijala	0	m2	6.291	6.291	192
17.40.15.70.00	Zavjese i draperije, zastori i krevetne zavjese, od netkanih materijala	0	m2	3.369	3.369	68
17.40.16.53.00	Prekrivači za krevete (isklj. blazine)	0	kom	927	919	51
17.40.16.59.01	Auto presvlake	1	m2	6.180.548	5.014.531	17.705
17.40.16.59.02	Ostali tekstilni proizvodi za dekoraciju	0+1	m2	3.309.755	3.309.755	32.007
		0	m2	574.881	574.881	868
		1	m2	2.734.874	2.734.874	31.139
17.40.22.10.00	Cerade, tende, rolete (isklj.šatorske tende)	0+1	kg	90.099	90.099	1.424
		0	kg	72.876	72.876	1.362
		1	kg	17.223	17.223	62
17.40.22.30.00	Šatori (uklj. šatorske tende)	0	kg	1.870	1.870	94
17.40.24.99.00	Oprema za krevete, punjena ostalim materijalima (uklj. pokrivače i blazine, jastuke) (osim madraca i vreća za spavanje)	0	kom	10.754	11.653	258
17.40.25.53.00	Krpe za pod, posude, prašinu i slične tkanine za čišćenje, netkane	0	kg	59.157	59.825	562
17.5	Proizvodnja ostalih tekstilnih proizvoda					
17.51	Proizvodnja tepiha i prekrivača za pod					
17.51.12.00.00	Tkani ćilimi i ostali tkani tekstilni prostirači za pod (isklj. tafting ili čupave)	0	m2	46.883	40.725	1.546
17.52	Proizvodnja užadi, konopca, pletenica i mreža					
17.52.11.35.00	Uzice od sisala, finoće ≤100,000 dtex (10g/m) (isklj. upletene uzice)	0	kg	7.197	7.197	175
17.54	Proizvodnja ostalih tekstilnih proizvoda, d.n.					
17.54.11.30.00	Uske tkanine, osim naljepnica, značaka i ostalih sličnih proizvoda	0	kg	21.120	21.120	108
17.54.11.70.00	Pletenice u metraži; kićanke i ukrasne trake, ukrasna pozamanterija (isklj. pletene ili kukičane)	0	kg	8.663	9.240	246

Vrsta proizvodnje: 0 - Redovna proizvodnja

1 - Proizvodnja na osnovu ugovora

INDUSTRIJSKA PROIZVODNJA U 2007 GODINI – PRETHODNI PRODCOM REZULTATI

Šifra	Naziv proizvoda i djelatnost	Vrsta proizvodnje	Mjerna jedinica	Proizvedena količina	Prodana količina	Vrijednost prodaje (u .000 KM)
17.54.13.50.00	Pamučni vez u metraži, u trakama ili motivima	1	m2	292.500	292.500	272
17.54.13.70.00	Vez od tekstila u metraži, u trakama ili motivima (isklj. bez vidljive podloge, pamuk)	0	m2	566	566	162
17.54.20.00.00	Pust, impregniran ili neimpregniran, presvučen, prekriven ili laminiran, d. n.	0	kg	10.030	10.030	70
17.54.38.30.00	Tekstilna crijeva i sličan cjevasti materijal, impregniran ili neimpregniran, sa ili bez presvlake, zaštita i pribor od ostalih materijala	0	kg	7.377	7.377	111
17.7	Proizvodnja pletenih i kukičanih proizvoda					
17.71	Proizvodnja pletenih i kukičanih čarapa					
17.71.10.33.00	Hulahup-čarape, od pletenih ili kukičanih sintetičkih vlakana, finoće vlakna <67 (decitex)	0+1	kom	950.631	1.033.332	675
		0	kom	527.555	610.256	633
		1	kom	423.076	423.076	42
17.71.10.35.00	Hulahup-čarape, od pletenih ili kukičanih sintetičkih vlakana, finoće vlakna ≥67 (decitex)	0	kom	513.823	458.943	780
17.71.10.90.01	Muške sokne i sl. čarape, pletene ili kukičane, d.n., od prirodnih vlakana	0	pari	765.470	689.129	1.554
17.71.10.90.02	Muške sokne i sl. čarape, pletene ili kukičane, d.n., od sintetičkih vlakana	0	pari	0	6.650	1
17.71.10.90.04	Ženske sokne, čarape, pletene ili kukičane, d.n., od sintetičkih vlakana	0	pari	50.932	42.444	77
17.71.10.90.05	Dječije sokne i sl. čarape, pletene ili kukičane, d.n., od prirodnih vlakana	0	pari	278.643	450.617	375
17.71.10.90.06	Dječije sokne i sl. čarape, pletene ili kukičane, d.n., od sintetičkih vlakana	0	pari	0	50.407	5
17.72	Proizvodnja pletenih i kukičanih pulovera, jakni i sličnih proizvoda					
17.72.10.32.00	Ženski ili djevojački džemperi, puloveri, veste i prsluci, od vune ili fine životinjske dlake (isklj. one koji sadrže ≥50% vune i teže ≥600g)	1	kom	3.817	5.508	20
17.72.10.33.00	Džemperi i puloveri, koji sadrže ≥50% vune i teže ≥600g	1	kom	105.949	105.949	1.216
17.72.10.53.00	Laka fino pletena odjeća, polo-džemperi, dolčevite i puloveri, od pamuka	1	kom	63.412	66.046	179
18	Proizvodnja odjevnih predmeta; dorada i bojenje krzna					
18.1	Proizvodnja kožne odjeće					
18.10	Proizvodnja kožne odjeće					
18.10.10.00.03	Jakne i sakoi, od kože	0	kom	287	580	138
18.10.10.00.05	Ostali odjevni proizvodi, od kože	1	kom	19.945	19.945	984

Vrsta proizvodnje: 0 - Redovna proizvodnja

1 - Proizvodnja na osnovu ugovora

INDUSTRIJSKA PROIZVODNJA U 2007 GODINI – PRETHODNI PRODCOM REZULTATI

Šifra	Naziv proizvoda i djelatnost	Vrsta proizvodnje	Mjerna jedinica	Proizvedena količina	Prodata količina	Vrijednost prodaje (u .000 KM)
18.2	Proizvodnja ostalih odjevnih predmeta i galanterije					
18.21	Proizvodnja radne odjeće					
18.21.11.20.01	Muški ili dječjački kompleti, od pamuka, za industrijsku ili profesionalnu upotrebu	0+1	kom	396.082	397.203	5.256
		0	kom	27.272	27.334	2.225
		1	kom	368.810	369.869	3.031
18.21.11.20.02	Muški ili dječjački kompleti, od sintetičkih ili umjetnih vlakana, za industrijsku ili profesionalnu upotrebu	0+1	kom	4.660	4.660	260
		0	kom	4.205	4.205	249
		1	kom	455	455	11
18.21.11.30.01	Muške ili dječjačke jakne i sakoi, od pamuka, za industrijsku ili profesionalnu upotrebu	0+1	kom	303.911	301.126	3.466
		0	kom	101.661	100.442	1.675
		1	kom	202.250	200.684	1.791
18.21.11.30.02	Muške ili dječjačke jakne i sakoi, od sintetičkih ili umjetnih vlakana, za industrijsku ili profesionalnu upotrebu	0+1	kom	6.863	6.863	230
		0	kom	5.150	5.150	209
		1	kom	1.713	1.713	21
18.21.12.40.01	Muške ili dječjačke hlače i jahaće hlače, od pamuka, za industrijsku ili profesionalnu upotrebu	0+1	kom	376.102	376.020	2.369
		0	kom	141.080	140.998	861
		1	kom	235.022	235.022	1.508
18.21.12.40.02	Muške ili dječjačke hlače i jahaće hlače, sintetičkih ili umjetnih vlakana za industrijsku ili profesionalnu upotrebu	0+1	kom	17.703	17.703	657
		0	kom	15.562	15.562	640
		1	kom	2.141	2.141	17
18.21.12.50.01	Muške ili dječjačke hlače s naramenicama, od pamuka, za industrijsku ili profesionalnu upotrebu	0	kom	0	0	0
18.21.12.50.02	Muške ili dječjačke hlače s naramenicama, sintetičkih ili umjetnih vlakana za industrijsku ili profesionalnu upotrebu	0	kom	492	492	14
18.21.21.20.01	Ženski ili djevojački kompleti, od pamuka, za industrijsku ili profesionalnu upotrebu	0+1	kom	3.312	3.397	262
		0	kom	3.232	3.317	260
		1	kom	80	80	2
18.21.21.20.02	Ženski ili djevojački kompleti, od sintetičkih ili umjetnih vlakana, za industrijsku ili profesionalnu upotrebu	0	kom	93	93	5
18.21.21.30.01	Ženske ili djevojačke jakne i sakoi, od pamuka, za industrijsku ili profesionalnu upotrebu	0+1	kom	5.489	5.489	110
		0	kom	1.585	1.585	47
		1	kom	3.904	3.904	63

Vrsta proizvodnje: 0 - Redovna proizvodnja

1 - Proizvodnja na osnovu ugovora

INDUSTRIJSKA PROIZVODNJA U 2007 GODINI – PRETHODNI PRODCOM REZULTATI

Šifra	Naziv proizvoda i djelatnost	Vrsta proizvodnje	Mjerna jedinica	Proizvedena količina	Prodana količina	Vrijednost prodaje (u .000 KM)
18.21.21.30.02	Ženske ili djevojačke jakne i sakoi, od sintetičkih ili umjetnih vlakana, za industrijsku ili profesionalnu upotrebu	0+1	kom	3.003	3.003	63
		0	kom	1.780	1.780	46
		1	kom	1.223	1.223	17
18.21.22.40.01	Ženske ili djevojačke hlače i jahaće hlače, od pamuka, za industrijsku ili profesionalnu upotrebu	0+1	kom	5.251	5.251	42
		0	kom	374	374	13
		1	kom	4.877	4.877	29
18.21.22.40.02	Ženske ili djevojačke hlače i jahaće hlače, od sintetičkih ili umjetnih vlakana, za industrijsku ili profesionalnu upotrebu	0+1	kom	2.583	2.583	22
		0	kom	299	299	8
		1	kom	2.284	2.284	14
18.21.30.13.01	Muška ili dječjačka ostala odjeća, od pamuka za industrijsku ili profesionalnu upotrebu	0+1	kom	234.639	232.207	2.185
		0	kom	99.399	98.438	1.099
		1	kom	135.240	133.769	1.086
18.21.30.13.02	Muška ili dječjačka ostala odjeća, od sintetičkih ili umjetnih vlakana, za industrijsku ili profesionalnu upotrebu	0+1	kom	113.109	113.095	682
		0	kom	2.793	2.779	76
		1	kom	110.316	110.316	606
18.21.30.23.01	Ženska ili djevojačka ostala odjeća, od pamuka, za industrijsku ili profesionalnu upotrebu	0+1	kom	121.302	121.302	478
		0	kom	8.067	8.067	131
		1	kom	113.235	113.235	347
18.21.30.23.02	Ženska ili djevojačka ostala odjeća, od sintetičkih ili umjetnih vlakana, za industrijsku ili profesionalnu upotrebu	0	kom	2.011	2.067	32
18.22	Proizvodnja ostale odjeće					
18.22.11.10.00	Muški ili dječjački kaputi, ogrtači, kabanice, pelerine i slični proizvodi, od pletenih ili kukičanih tkanina (isklj. jakne i sakoe, vjetrovke s kapuljačom i ostale vjetrovke)	1	kom	53.744	53.744	1.118
18.22.11.20.00	Muške ili dječjačke vjetrovke s kapuljačom, skijaške jakne, vjetrovke i slični proizvodi, od pletenih ili kukičanih tkanina (isklj. jakne i sakoe)	0	kom	172	172	13
18.22.12.30.00	Muške ili dječjačke jakne i sakoi, od pletenih ili kukičanih tkanina	0+1	kom	76.455	76.455	2.185
		0	kom	13.270	13.270	206
		1	kom	63.185	63.185	1.979

Vrsta proizvodnje: 0 - Redovna proizvodnja

1 - Proizvodnja na osnovu ugovora

INDUSTRIJSKA PROIZVODNJA U 2007 GODINI – PRETHODNI PRODCOM REZULTATI

Šifra	Naziv proizvoda i djelatnost	Vrsta proizvodnje	Mjerna jedinica	Proizvedena količina	Prodana količina	Vrijednost prodaje (u .000 KM)
18.22.12.60.00	Muška ili dječaćka odijela i kompleti, od pletenih ili kukičanih tkanina	0+1	kom	26.145	26.145	455
		0	kom	348	348	10
		1	kom	25.797	25.797	445
18.22.12.70.00	Muške ili dječaćke hlače, jahaće hlače, kratke hlače i hlače s naramenicama, od pletenih ili kukičanih materijala	0+1	kom	36.236	36.236	149
		0	kom	1.000	1.000	10
		1	kom	35.236	35.236	139
18.22.14.30.00	Ženske ili djevojačke jakne i sakoi, od pletenih ili kukičanih tkanina	0+1	kom			
18.22.14.30.00	Ženske ili djevojačke jakne i sakoi, od pletenih ili kukičanih tkanina	1	kom	6.736	6.736	52
18.22.14.80.00	Ženske ili djevojačke suknje i suknje-hlače, od pletenih ili kukičanih tkanina	1	kom	6.027	6.027	35
18.22.14.90.00	Ženske ili djevojačke hlače, jahaće hlače, kratke hlače i hlače s naramenicama, od pletenih ili kukičanih materijala	1	kom	943.510	943.510	8.108
18.22.21.10.00	Muške ili dječaćke kišne kabanice	0	kom	0	1	0
18.22.21.20.02	Muški i dječaćki kaputi, ogrtači, pelerine i sl., od ostalih tekstilnih materijala	0+1	kom	150.501	149.939	2.983
		0	kom	3.357	3.074	351
		1	kom	147.144	146.865	2.632
18.22.21.30.00	Muške ili dječaćke vjetrovke s kapuljačom (anorak), skijaške jakne, vjetrovke i slični proizvodi	0+1	kom	61.645	60.205	1.784
		0	kom	5.569	5.169	485
		1	kom	56.076	55.036	1.299
18.22.22.10.02	Muška ili dječaćka odijela, od ostalih tkanina (isklj. vunu ili finu životinjsku dlaku, pletena ili kukičana)	0+1	kom	107.238	101.238	3.826
		0	kom	9.879	8.879	1.497
		1	kom	97.359	92.359	2.329
18.22.23.00.02	Muške ili dječaćke jakne i sakoi, od ostalih tkanina (isklj. vunu ili finu životinjsku dlaku, pletene ili kukičane, te za industrijsku ili profesionalnu upotrebu)	0+1	kom	449.159	446.079	9.875
		0	kom	5.665	3.945	287
		1	kom	443.494	442.134	9.588
18.22.24.42.00	Muške ili dječaćke hlače i jahaće hlače, od denima i rebraste pamučne tkanine (isklj. za industrijsku ili profesionalnu upotrebu)	1	kom	12.305	12.305	48
18.22.24.44.00	Muške ili dječaćke hlače, jahaće hlače i kratke hlače, od vune ili fine životinjske dlake (isklj. pletene ili kukičane, te za industrijsku ili profesionalnu upotrebu)	0	kom	180	250	7

Vrsta proizvodnje: 0 - Redovna proizvodnja
1 - Proizvodnja na osnovu ugovora

INDUSTRIJSKA PROIZVODNJA U 2007 GODINI – PRETHODNI PRODCOM REZULTATI

Šifra	Naziv proizvoda i djelatnost	Vrsta proizvodnje	Mjerna jedinica	Proizvedena količina	Prodata količina	Vrijednost prodaje (u .000 KM)
18.22.24.45.00	Muške ili dječeačke hlače i jahaće hlače, od sintetičkih ili umjetnih vlakana (isklj. pletene ili kukičane, te za industrijsku ili profesionalnu upotrebu)	1	kom	41.737	41.737	277
18.22.24.48.00	Muške ili dječeačke hlače i jahaće hlače, od pamuka (isklj. rebrastu pamučnu tkaninu, denim, pletene ili kukičane, te za industrijsku ili profesionalnu upotrebu)	0+1	kom	48.939	48.939	309
		0	kom	150	150	4
		1	kom	48.789	48.789	305
18.22.24.49.00	Muške ili dječeačke hlače, jahaće hlače, kratke hlače i hlače s naramenicama, od ostalih materijala (isklj. od vune, od pamuka i sintetičkih ili umjetnih vlakana, te pletene ili kukičane)	0+1	kom	138.839	130.449	1.375
		0	kom	24.815	17.622	528
		1	kom	114.024	112.827	847
18.22.24.60.00	Muške ili dječeačke kratke hlače, od pamuka i sintetičkih ili umjetnih vlakana (isklj. pletene ili kukičane)	1	kom	39.726	39.726	141
18.22.31.10.00	Ženske ili djevojačke kišne kabanice	1	kom	17.197	17.197	271
18.22.31.20.01	Ženski ili djevojački kaputi, ogrtači i slično, od vune ili fine životinjske dlake	0	kom	0	3	0
18.22.31.20.02	Ženski ili djevojački kaputi, ogrtači i slično, od ostalih tekstilnih materijala	0+1	kom	70.187	70.587	2.636
		0	kom	37.517	37.917	1.966
		1	kom	32.670	32.670	670
18.22.32.10.02	Ženska ili djevojačka odjela, (kombinacija jakni i hlača), od ostalih tkanina (isklj. vunu ili finu životinjsku dlaku, te pletene ili kukičane)	0+1	kom	7.773	7.935	484
		0	kom	5.394	5.521	445
		1	kom	2.379	2.414	39
18.22.33.30.01	Ženske ili djevojačke jakne i sakoi, od vune ili fine životinjske dlake (isklj. pletene ili kukičane, te za industrijsku ili profesionalnu upotrebu)	0	kom	7.745	7.745	107
18.22.33.30.02	Ženske ili djevojačke jakne i sakoi, od ostalih tkanina (isklj. vunu ili finu životinjsku dlaku, pletene ili kukičane, te za industrijsku ili profesionalnu upotrebu)	0+1	kom	265.739	263.858	6.288
		0	kom	9.761	9.917	803
		1	kom	255.978	253.941	5.485
18.22.34.70.03	Ženske ili djevojačke haljine, od pamuka (isklj. pletene ili kukičane)	0+1	kom	16.207	16.062	215
		0	kom	1.494	1.409	102
		1	kom	14.713	14.653	113

Vrsta proizvodnje: 0 - Redovna proizvodnja

1 - Proizvodnja na osnovu ugovora

INDUSTRIJSKA PROIZVODNJA U 2007 GODINI – PRETHODNI PRODCOM REZULTATI

Šifra	Naziv proizvoda i djelatnost	Vrsta proizvodnje	Mjerna jedinica	Proizvedena količina	Prodata količina	Vrijednost prodaje (u .000 KM)
18.22.34.70.04	Ženske ili djevojačke haljine, od ostalih tkanina (isklj. pamuk, vunu ili finu životinjsku dlaku, svilu, te pletene ili kukičane)	0+1	kom	22.782	22.880	318
0		kom	1.852	1.950	87	
1		kom	20.930	20.930	231	
18.22.34.80.01	Ženske ili djevojačke suknje i suknje-hlače, od vune ili fine životinjske dlake (isklj. pletene ili kukičane)	0+1	kom	51.466	49.568	404
0		kom	6.338	4.440	135	
1		kom	45.128	45.128	269	
18.22.34.80.02	Ženske ili djevojačke suknje i suknje-hlače, od svile (isklj. pletene ili kukičane)	1	kom	10.235	10.235	45
18.22.34.80.03	Ženske ili djevojačke suknje i suknje-hlače, od pamuka (isklj. pletene ili kukičane)	1	kom	17.757	17.757	126
18.22.34.80.04	Ženske ili djevojačke suknje i suknje-hlače, od ostalih tkanina (isklj. pamuk, vunu ili finu životinjsku dlaku, sintetička ili umjetna vlakna, te pletene ili kukičane)	0+1	kom	150.350	147.888	1.437
0		kom	15.600	15.058	504	
1		kom	134.750	132.830	933	
18.22.35.42.00	Ženske ili djevojačke hlače i jahaće hlače, od denima i rebraste pamučne tkanine (isklj. za industrijsku ili profesionalnu upotrebu)	1	kom	39.961	39.961	175
18.22.35.44.00	Ženske ili djevojačke hlače i jahaće hlače, od vune ili fine životinjske dlake (isklj. kukičane ili pletene)	0+1	kom	21.350	21.200	141
0		kom	400	250	10	
1		kom	20.950	20.950	131	
18.22.35.46.00	Ženske ili djevojačke hlače i jahaće hlače, od sintetičkih vlakana (isklj. kukičane ili pletene, te za industrijsku ili profesionalnu upotrebu)	0+1	kom	58.717	63.602	299
0		kom	6.366	6.791	194	
1		kom	52.351	56.811	105	
18.22.35.48.00	Ženske ili djevojačke hlače i jahaće hlače, od pamuka (isklj. rebrastu pamučnu tkaninu, denim, kukičane ili pletene, te za industrijsku ili profesionalnu upotrebu)	0+1	kom	272.363	276.044	1.738
0		kom	3.346	3.250	91	
1		kom	269.017	272.794	1.647	
18.22.35.49.00	Ženske ili djevojačke hlače i jahaće hlače (isklj. vunu ili finu životinjsku dlaku, sintetička ili umjetna vlakna, te pletene ili kukičane)	1	kom	2.000	2.000	14

Vrsta proizvodnje: 0 - Redovna proizvodnja

1 - Proizvodnja na osnovu ugovora

INDUSTRIJSKA PROIZVODNJA U 2007 GODINI – PRETHODNI PRODCOM REZULTATI

Šifra	Naziv proizvoda i djelatnost	Vrsta proizvodnje	Mjerna jedinica	Proizvedena količina	Prodata količina	Vrijednost prodaje (u .000 KM)
18.22.35.51.00	Ženske ili djevojačke hlače s naramenicama, od pamuka (isklj. pletene ili kukičane, te za industrijsku ili profesionalnu upotrebu)	0+1	kom	6.877	7.600	133
		0	kom	2.904	3.627	102
		1	kom	3.973	3.973	31
18.22.35.61.00	Ženske ili djevojačke kratke hlače, od pamuka (isklj. pletene ili kukičane)	0	kom	0	65	0
18.22.35.63.00	Ženske ili djevojačke hlače s naramenicama, od ostalih tkanina (isklj. pamuk, pletene ili kukičane, te za industrijsku ili profesionalnu upotrebu i) i ženske i djevojačke kratke hlače od vune i fine životinjske dlake (isklj. pletene ili kukičane)	1	kom	880	880	2
18.22.35.69.00	Ženske ili djevojačke hlače, jahaće hlače i hlače s naramenicama, od ostalih tkanina (isklj. pamuk, vunu ili finu životinjsku dlaku, sintetička ili umjetna vlakna, te pletene ili kukičane)	0+1	kom	37.419	32.112	319
		0	kom	11.740	8.233	215
		1	kom	25.679	23.879	104
18.23	Proizvodnja rublja					
18.23.11.10.00	Muške i dječjačke košulje i potkošulje, pletene ili kukičane	1	kom	31.821	32.743	98
18.23.12.20.00	Muške i dječjačke slip gaće i ostale gaće pletene ili kukičane(uključujući i bokserice)	0+1	kom	121.422	121.515	57
		0	kom	122	215	2
		1	kom	121.300	121.300	55
18.23.12.30.00	Muške i dječjačke košulje za spavanje i pidžame pletene ili kukičane	0	kom	991	983	22
18.23.13.10.00	Ženske i djevojačke bluže, košulje i košulje bluže, pletene ili kukičane	1	kom	550	550	3
18.23.14.20.00	Ženske i djevojačke slip gaćice i ostale gaćice, pletene ili kukičane (uključujući bokserice)	0+1	kom	972.240	966.649	588
		0	kom	44.484	38.893	170
		1	kom	927.756	927.756	418
18.23.21.00.01	Muške ili dječjačke košulje, od pamuka (isklj. pletene ili kukičane)	0+1	kom	114.757	110.670	812
		0	kom	8.179	4.179	219
		1	kom	106.578	106.491	593
18.23.21.00.02	Muške ili dječjačke košulje, od ostalih tkanina (isklj. pamuk, pletene ili kukičane)	0	kom	500	250	6

Vrsta proizvodnje: 0 - Redovna proizvodnja
1 - Proizvodnja na osnovu ugovora

INDUSTRIJSKA PROIZVODNJA U 2007 GODINI – PRETHODNI PRODCOM REZULTATI

Šifra	Naziv proizvoda i djelatnost	Vrsta proizvodnje	Mjerna jedinica	Proizvedena količina	Prodana količina	Vrijednost prodaje (u .000 KM)
18.23.22.20.01	Muške ili dječjačke gaće i slip-gaće, od pamuka (uklj. gaće s kratkim nogavicama) (isklj. pletene ili kukičane)	0+1	kom	3.098.024	3.125.681	2.982
		0	kom	1.811.913	1.839.570	2.050
		1	kom	1.286.111	1.286.111	932
18.23.22.20.02	Muške ili dječjačke gaće i slip-gaće, od ostalih tkanina (uklj. gaće s kratkim nogavicama) (isklj. pamuk, te pletene ili kukičane)	0+1	kom	202.518	202.518	246
		0	kom	200.000	200.000	240
		1	kom	2.518	2.518	6
18.23.22.30.01	Muške ili dječjačke košulje za spavanje i pidžame, od pamuka (isklj. pletene ili kukičane)	0	kom	12.468	12.566	134
18.23.22.40.01	Muške ili dječjačke potkošulje, ogrtači za kupanje, kućni ogrtači i slični proizvodi, od pamuka (isklj. pletene ili kukičane)	0+1	kom	2.270.257	2.306.032	2.939
		0	kom	1.592.386	1.628.161	2.468
		1	kom	677.871	677.871	471
18.23.22.40.02	Muške ili dječjačke potkošulje, ogrtači za kupanje, kućni ogrtači i slični proizvodi, od ostalih tkanina (isklj. pamuk, te pletene ili kukičane)	1	kom	182.404	186.225	267
18.23.23.00.01	Ženske ili djevojačke bluze, košulje i košulje-bluze, od svile ili otpadaka od svile (isklj. pletene ili kukičane)	1	kom	10.869	10.869	38
18.23.23.00.02	Ženske ili djevojačke bluze, košulje i košulje-bluze, od pamuka (isklj. pletene ili kukičane)	0+1	kom	95.142	87.524	679
		0	kom	11.129	8.685	262
		1	kom	84.013	78.839	417
18.23.23.00.03	Ženske ili djevojačke bluze, košulje i košulje-bluze, od ostalih tkanina (isklj. pamuk, svilu ili otpatke od svile, te pletene ili kukičane)	0+1	kom	90.072	85.358	1.269
		0	kom	35.165	30.451	814
		1	kom	54.907	54.907	455
18.23.24.30.01	Ženske ili djevojačke spavačice i pidžame, od pamuka (isklj. pletene ili kukičane)	0+1	kom	172.929	176.889	622
		0	kom	36.427	40.284	359
		1	kom	136.502	136.605	263
18.23.24.50.00	Ženski ili djevojački kombinei i podsuknje, (isklj. pletene ili kukičane)	0+1	kom	74.588	74.332	75
		0	kom	2.788	2.532	14
		1	kom	71.800	71.800	61
18.23.24.60.00	Ženski ili djevojački negližei, ogrtači za kupanje kućni ogrtači i slični proizvodi, od pamuka (isklj. pletene ili kukičane)	0+1	kom	7.694.595	7.936.021	8.546
		0	kom	5.960.883	6.203.444	7.185
		1	kom	1.733.712	1.732.577	1.361

Vrsta proizvodnje: 0 - Redovna proizvodnja
1 - Proizvodnja na osnovu ugovora

INDUSTRIJSKA PROIZVODNJA U 2007 GODINI – PRETHODNI PRODCOM REZULTATI

Šifra	Naziv proizvoda i djelatnost	Vrsta proizvodnje	Mjerna jedinica	Proizvedena količina	Prodana količina	Vrijednost prodaje (u .000 KM)
18.23.24.80.00	Ženski ili djevojački negližezi, ogrtači za kupanje, kućni ogrtači, potkošulje, gaće i slip-gaće (uklj. bokserice), od umjetnih ili sintetičkih vlakana a (isklj. pletene ili kukičane)	0+1	kom	2.420.704	2.416.630	1.428
		0	kom	1.492.889	1.488.815	881
		1	kom	927.815	927.815	547
18.23.24.89.00	Ženski ili djevojački negližezi, ogrtači za kupanje, kućni ogrtači, potkošulje, gaće i slip-gaće (uklj. bokserice), od od ostalih tkanina (isklj. pamučne, umjetnih i sintetičkih vlakana, pletene ili kukičane)	1	kom	731.707	731.707	516
18.23.25.30.00	Grudnjaci	0+1	kom	295.888	291.630	814
		0	kom	43.184	38.926	365
		1	kom	252.704	252.704	449
18.23.30.00.00	T-majice i potkošulje, pletene ili kukičane	0+1	kom	276.895	271.065	602
		0	kom	4.523	4.523	28
		1	kom	272.372	266.542	574
18.24	Proizvodnja ostalih odjevnih predmeta i galanterije, d.n.					
18.24.12.10.00	Trenerke, pletene ili kukičane	1	kom	10.000	5.105	17
18.24.12.40.00	Kupaći kostimi, za muškarce i dječake, pleteni ili kukičani	1	kom	150.000	150.000	93
18.24.12.50.00	Kupaći kostimi, za žene i djevojčice, pleteni ili kukičani	1	kom	50.000	50.000	172
18.24.13.00.00	Rukavice; sa 5 prstiju, 1 prstom ili otvorenim prstima, pletene ili kukičane	0	pari	115	115	0
18.24.14.90.00	Ostali pribor za odijevanje i njihovi dijelovi, pleteni ili kukičani (isklj. rukavice, šalove, velove, kravate i sl)	0	kom	2.390	5.760	370
18.24.21.00.00	Dječija odjeća i pribor za odjeću, od drugih tkanina isklj. pletene i kukičane (uklj. majice, odjeću za igru, gaće, body, gegice, pelene, rukavice, vanjsku odjeću; za djecu visine ≤86cm)	0	kom	48.579	48.629	128
18.24.21.00.00	Dječija odjeća i pribor za odjeću, od drugih tkanina isklj. pletene i kukičane (uklj. majice, odjeću za igru, gaće, body, gegice, pelene, rukavice, vanjsku odjeću; za djecu visine ≤86cm)	1	kom	2.627	3.427	5
18.24.22.10.02	Muške ili dječjačke kratke sportske jakne, trenerke i posebna sportska odjeća, od ostalih tkanina (isklj. skijaška odijela, finu ili životinjsku dlaku, te pletene ili kukičane)	0+1	kom	810.992	810.472	4.356
		0	kom	21.912	21.392	542
		1	kom	789.080	789.080	3.814
18.24.22.20.01	Ženske i djevojačke kratke sportske jakne, trenerke i posebna sportska odjeća, od vune ili fine životinjske dlake (isklj. skijaška odijela, te pletene ili kukičane)	1	kom	29.794	29.794	78

Vrsta proizvodnje: 0 - Redovna proizvodnja

1 - Proizvodnja na osnovu ugovora

INDUSTRIJSKA PROIZVODNJA U 2007 GODINI – PRETHODNI PRODCOM REZULTATI

Šifra	Naziv proizvoda i djelatnost	Vrsta proizvodnje	Mjerna jedinica	Proizvedena količina	Prodata količina	Vrijednost prodaje (u .000 KM)
18.24.22.20.02	Ženske i djevojačke kratke sportske jakne, trenerke i posebna sportska odjeća, od ostalih tkanina dlake (isklj. skijaška odijela, te pletene ili kukičane)	0+1	kom	107.755	106.785	1.825
		0	kom	4.967	3.997	246
		1	kom	102.788	102.788	1.579
18.24.23.33.00	Šalovi, marame, velovi, itd. (isklj.predmete od svile i odpatke od svile, pleteni ili kukičani)	0	kom	76	76	0
18.24.23.53.00	Kravate i sl., (isklj. od svile ili otpadaka od svile , pletene ili kukičane)	0	kom	523	523	5
18.24.31.73.00	Zaštitne rukavice za sva zanimanja od kože ili rekonstruirane kože	0	pari	48.473	58.772	352
18.24.31.75.00	Ostale rukavice od kože ili rekonstruirane kože (isklj. sportske te zaštitne za sva zanimanja)	0+1	pari	32.753	33.307	166
		0	pari	3.543	4.097	96
		1	pari	29.210	29.210	70
18.24.32.10.00	Odjeća od pletenih ili kukičanih, presvučenih, impregniranih, premazanih, laminiranih, gumiranih tkanina	1	kom	2.493	2.493	10
18.24.32.33.00	Odjeća od pusta (isklj. šešire)	1	kom	1.000	1.000	3
18.24.42.70.00	Šeširi i pokrivala za glavu, pleteni ili kukičani ili izrađeni od čipke, pusta ili ostalih tkanina u komadu (ne u trakama); mrežice za kosu od raznih materijala	0+1	kom	4.664.193	4.841.551	303
		0	kom	1.031	1.041	6
		1	kom	4.663.162	4.840.510	297
18.24.43.35.00	Šeširi i ostala pokrivala za glavu (isklj. od pusta, pletene ili načinjene od tkanine u komadu ili u trkama, pletene ili kukičane, od plastike, od krzna, zaštitna pokrivala za glavu)	0+1	kom	32.397	32.009	77
		0	kom	11.651	10.663	41
		1	kom	20.746	21.346	36
18.3	Dorada i bojenje krzna; proizvodnja proizvoda od krzna					
18.30	Dorada i bojenje krzna; proizvodnja proizvoda od krzna					
18.30.11.30.00	Štavljena ili obrađena krzna, cijela i nesastavljena, od zeca ili janjeta	0	kom	8.578	10.319	148
18.30.12.30.02	Ostala odjeća i pribor za odjeću od prirodnog krzna (isklj. šešire i pokrivala za glavu)	0	kom	196	424	26

INDUSTRIJSKA PROIZVODNJA U 2007 GODINI – PRETHODNI PRODCOM REZULTATI

Šifra	Naziv proizvoda i djelatnost	Vrsta proizvodnje	Mjerna jedinica	Proizvedena količina	Prodana količina	Vrijednost prodaje (u .000 KM)
DC	PROIZVODNJA KOŽE I PROIZVODA OD KOŽE					
19	Štavljenje i obrada kože; proizvodnja kofera, ručnih torbi, sedlarskih i saračkih proizvoda i obuće					
19.1	Štavljenje i obrada kože					
19.10	Štavljenje i obrada kože					
19.10.21.00.00	Goveđa koža, bez dlake, cijela	0	kg	125.024	115.762	1.605
19.10.23.00.00	Kože kopitara, bez dlake	0+1	kg	1.003.399	1.003.399	514
		0	kg	140.599	140.599	215
		1	kg	862.800	862.800	299
19.10.31.30.00	Ovčija i janjeća koža bez vune; štavljena ali dalje neobrađivana (isklj. semiš-kožu)	0+1	kg	190.848	190.848	679
		0	kg	111.326	111.326	549
		1	kg	79.522	79.522	130
19.10.31.50.00	Ovčja i janjeća koža bez vune; pergament-koža ili drugačije pripremljena nakon štavljenja (isklj. semiš-kožu, lakirana kožu, lakirana laminirana kožu i metalizirana kožu)	0	m2	209.078	215.977	2.645
19.10.41.30.00	Koža životinja bez dlake, štavljena ali dalje neobrađivana (isklj. semiš-kožu, lakiranu i lakiranu laminiranu kožu i metaliziranu goveđu kožu, kožu kopitara, ovčiju i janječju, koziju i jareću kožu te svinjsku kožu)	0	kg	86.775	86.775	106
19.2	Proizvodnja kofera, ručnih torbi i sličnih proizvoda, sedlarskih i saračkih proizvoda					
19.20	Proizvodnja kofera, ručnih torbi i sličnih proizvoda, sedlarskih i saračkih proizvoda					
19.20.11.00.00	Sedlarski i remenarski proizvodi, za sve vrste životinja, od svih vrsta materijala (uklj. konope za hamove, uzice za vođenje, koljenice, brnjice, podmetače i jastuke za sedla, torbe-bisage, kaputiće za pse i slično)	1	kom	31.139	31.139	218
19.20.12.10.00	Putni i ručni kovčezi, neseseri, torbe za spise, aktovke, školske torbe i slično od kože, umjetne i lakirane kože, plastike i tekstila, aluminija i sličnih materijala	0	kom	735	725	18
19.20.12.20.00	Ručne torbe od kože, umjetne (rekonstituirane) kože, lakirane kože, plastičnih, tekstilnih i drugih materijala (uklj. i one bez ručnih drški)	0+1	kom	8.051	7.327	157
		0	kom	404	440	32
		1	kom	7.647	6.887	125
19.20.12.30.00	Proizvodi koji se obično nose u džepu ili ručnoj torbi	0	kom	5.721	5.357	142
19.20.12.50.00	Mape, kutije za nakit i slično, d. n.	0	kom	536.078	544.445	1.846
19.20.13.00.00	Narukvice, remeni i slično, za ručne satove te njihovi dijelovi (uklj. od kože, umjetne kože ili plastike) (isklj. od plemenitih metala)	1	kom	29.000	29.000	290

Vrsta proizvodnje: 0 - Redovna proizvodnja

1 - Proizvodnja na osnovu ugovora

INDUSTRIJSKA PROIZVODNJA U 2007 GODINI – PRETHODNI PRODCOM REZULTATI

Šifra	Naziv proizvoda i djelatnost	Vrsta proizvodnje	Mjerna jedinica	Proizvedena količina	Prodana količina	Vrijednost prodaje (u .000 KM)
19.3	Proizvodnja obuće					
19.30	Proizvodnja obuće					
19.30.11.00.00	Nepromočiva obuća, s gornjim djelom od gume ili plastike (isklj. izradu zaštitnih metalnih kapica)	1	pari	509.705	509.705	1.189
19.30.12.31.00	Obuća za ulicu, s gornjim djelom od gume ili plastike	1	pari	1.635.939	1.492.939	1.556
19.30.13.51.00	Muška obuća za ulicu s gornjim djelom od kože (uklj. čizme i cipele; isklj. nepromočivu obuću, obuću sa zaštitnom metalnom kapicom)	0+1	pari	1.106.281	1.109.736	11.659
		0	pari	69.008	74.463	3.142
		1	pari	1.037.273	1.035.273	8.517
19.30.13.52.00	Ženska obuća za ulicu s gornjim djelom od kože (uklj. čizme i cipele; isklj. nepromočivu obuću, obuću sa zaštitnom metalnom kapicom)	0+1	pari	2.877.901	2.836.488	31.805
		0	pari	165.480	156.336	5.515
		1	pari	2.712.421	2.680.152	26.290
19.30.13.53.00	Dječija obuća za ulicu, s gornjim djelom od kože	0+1	pari	737.997	736.388	3.949
		0	pari	1.000	1.391	27
		1	pari	736.997	734.997	3.922
19.30.13.61.00	Muške sandale, s gornjim dijelom od kože	0+1	pari	70.869	70.418	282
		0	pari	773	322	10
		1	pari	70.096	70.096	272
19.30.13.62.00	Ženske sandale, s gornjim dijelom od kože	0+1	pari	722.374	724.763	3.219
		0	pari	6.682	5.070	109
		1	pari	715.692	719.693	3.110
19.30.13.70.00	Papuče i ostala kućna obuća sa potplatama(đonom) od gume, plastike i kože, s gornjim dijelom od kože	0+1	pari	555.109	556.117	1.994
		0	pari	9.037	10.045	161
		1	pari	546.072	546.072	1.833
19.30.13.80.00	Obuća s gornjim dijelom od kože, s drvenim ili plutenim đonom (isklj.potplate od gume, plastike ili kože)	0+1	pari	151.880	153.880	1.076
		0	pari	29.000	31.000	93
		1	pari	122.880	122.880	983
19.30.14.44.00	Papuče i ostala kućna obuća (uklj.obuću za spvaće sobe i obću za ples)	0	kom	348.216	154.266	736
19.30.14.45.00	Ostala obuća s gumenim, plastičnim ili kožnim đonom i gornjim dijelom od tekstila, osim sportske i kućne obuće(isklj. sportsku i kućnu obuću)	1	pari	234.402	239.484	881
19.30.22.40.00	Patike i sl. sportska obuća, s gornjim dijelom od tekstila i đonom od gume ili plastike	1	pari	72.000	72.000	186

Vrsta proizvodnje: 0 - Redovna proizvodnja

1 - Proizvodnja na osnovu ugovora

INDUSTRIJSKA PROIZVODNJA U 2007 GODINI – PRETHODNI PRODCOM REZULTATI

Šifra	Naziv proizvoda i djelatnost	Vrsta proizvodnje	Mjerna jedinica	Proizvedena količina	Prodana količina	Vrijednost prodaje (u .000 KM)
19.30.23.50.00	Sportska obuća, s gornjim dijelom od kože i donom od gume, plastike ili kože (isklj. skijaške čizme i cipele za skijaško trčanje i snowboard)	1	pari	1.096.134	1.078.850	10.479
19.30.31.50.00	Obuća sa potplatima od gume, plastike ili kože i gornjim dijelom od kože; i metalnom zaštitnom kapicom	0	pari	5.282	6.134	206
19.30.40.65.00	Gornji dio obuće i dijelovi (osim čvrstih uložaka), od kože	0+1	pari	3.847.680	3.847.680	21.212
		0	pari	358.393	358.393	2.209
		1	pari	3.489.287	3.489.287	19.003
19.30.40.69.00	Gornji dio obuće i dijelovi (osim čvrstih uložaka), od ostalih materijala	1	pari	970.584	970.584	4.278

DD PROIZVODNJA DRVETA I PROIZVODA OD DRVETA

20 Prerada drveta i proizvoda od drveta i plute, osim namještaja; proizvodnja predmeta od slame i pletarskih materijala

20.1 Proizvodnja rezane građe; impregnacija drveta

20.10 Proizvodnja rezane građe; impregnacija drveta

20.10.10.10.00	Željeznički i tramvajski pragovi od drveta (uklj. skretničku građu), neimpregnirani	0	m3	524	505	679
20.10.10.32.00	Drvo od crnogorice, piljeno ili rezano po dužini; odrezano ili ljušteno; debljine >6 mm i spojeno na krajevima ili brušeno	0	m3	21.624	22.086	6.196
20.10.10.34.00	Drvo od crnogorice, piljeno ili rezano po dužini; odrezano ili ljušteno; debljine >6 mm; blanžano (isklj. spojeno na krajevima i brušeno)	0	m3	46.524	42.624	14.476
20.10.10.35.00	Drvo od smreke (Picea abies Karst.) i jele (Abies alba Mill.), piljeno ili rezano po dužini; odrezano ili ljušteno; debljine >6 mm; neobrađeno (isklj. spojeno na krajevima, blanžano ili brušeno)	0+1	m3	528.224	487.759	124.629
		0	m3	527.544	487.079	124.602
		1	m3	680	680	27
20.10.10.37.00	Drvo od bora (Pinus sylvestris L), piljeno ili rezano po dužini; odrezano ili ljušteno; debljine >6 mm; neobrađeno (isklj. spojeno na krajevima, blanžano i brušeno)	0	m3	3.065	3.197	868
20.10.10.39.00	Mehko drvo, piljeno/rezano po dužini, odrezano/oljušteno, debljine >6mm (uklj. drvene daščice za olovke dužine ≤125 cm, debljine <12,5 mm), (isklj. spojeno na krajevima, blanžanu/brušenu, smreku/bor).	0+1	m3	24.447	21.718	6.727
		0	m3	24.358	21.629	6.724
		1	m3	89	89	3

Vrsta proizvodnje: 0 - Redovna proizvodnja

1 - Proizvodnja na osnovu ugovora

INDUSTRIJSKA PROIZVODNJA U 2007 GODINI – PRETHODNI PRODCOM REZULTATI

Šifra	Naziv proizvoda i djelatnost	Vrsta proizvodnje	Mjerna jedinica	Proizvedena količina	Prodana količina	Vrijednost prodaje (u .000 KM)
20.10.10.50.01	Drvo od hrasta, piljeno ili rezano po dužini; odrezano ili ljušteno; debljine >6 mm (isklj. hrastove blokove, trake i frize), neobrađeno, blanžano ili brušeno	0+1	m3	52.109	47.714	32.706
		0	m3	50.278	45.883	32.611
		1	m3	1.831	1.831	95
20.10.10.50.02	Drvo od bukve, piljeno ili rezano po dužini; odrezano ili ljušteno; debljine >6 mm, neobrađeno, blanžano ili brušeno	0+1	m3	294.357	239.259	101.564
		0	m3	289.339	234.271	101.205
		1	m3	5.018	4.988	359
20.10.10.50.03	Drvo od jasena, piljeno ili rezano po dužini; odrezano ili ljušteno; debljine >6 mm , neobrađeno, blanžano ili brušeno	0	m3	2.679	1.908	1.460
20.10.10.50.04	Drvo od ostalih tvrdih lišćara, piljeno ili rezano po dužini; odrezano ili ljušteno; debljine >6 mm , neobrađeno, blanžano ili brušeno	0	m3	10.779	4.158	3.080
20.10.10.50.05	Drvo od topole, piljeno ili rezano po dužini; odrezano ili ljušteno; debljine >6 mm, neobrađeno, blanžano ili brušeno	0	m3	243	344	117
20.10.10.50.06	Drvo od ostalih mekih lišćara, piljeno ili rezano po dužini; odrezano ili ljušteno debljine >6 mm, neobrađeno, blanžano ili brušeno	0	m3	3.086	1.896	1.322
20.10.10.71.00	Tropsko drvo, piljeno i rezano po dužini, ljušteno, blanžano ili brušeno, spojeno na krajevima debljine veće od 6mm	0	m3	144	0	0
20.10.10.77.00	Blokovi, trake i frize za parket i patos od hrasta, blanžani ali ne sastavljeni (isklj. trajno oblikovane)	0	m2	325.405	332.921	5.021
20.10.21.10.00	Crnogorično drvo trajno oblikovano	0	kg	7.384.274	7.292.224	8.451
20.10.21.53.00	Bjelogorično drvo trajno oblikovano (isklj. blokove; trake i frize za parkete ili drvene podne blokove, nesastavljene)	0	kg	2.632.421	2.687.171	1.586
20.10.21.55.00	Bjelogorični blokovi; trake i frize za parkete ili drvene podne blokove, trajno oblikovani, (isklj. sastavljene)	0	m2	178.992	147.472	1.587
20.10.23.03.00	Iverje, trijeske i slično, od crnogorice	0	kg	465.000	465.000	14
20.10.23.05.00	Iverje, trijeske i slično, od bjelogorice	0	kg	13.240.259	13.523.659	1.444
20.10.40.05.00	Piljevina	0	kg	3.784.867	3.669.200	83
20.10.40.09.00	Otpaci i ostaci od drveta, uklj. aglomerate u trupcima (klade), brikete, kuglice ili slične forme, osim piljevine	0	kg	22.006.843	22.000.282	2.840
20.10.90.00.00	Usluge impregniranja i zaštite drveta (uklj. sušenje)	0+1	m3	4.818	4.818	328
		0	m3	3.774	3.774	287
		1	m3	1.044	1.044	41

Vrsta proizvodnje: 0 - Redovna proizvodnja
1 - Proizvodnja na osnovu ugovora

INDUSTRIJSKA PROIZVODNJA U 2007 GODINI – PRETHODNI PRODCOM REZULTATI

Šifra	Naziv proizvoda i djelatnost	Vrsta proizvodnje	Mjerna jedinica	Proizvedena količina	Prodana količina	Vrijednost prodaje (u .000 KM)
20.2	Proizvodnja furnira, šperploča, panel-ploča, iverica i sličnih ploča i tabli					
20.20	Proizvodnja furnira, šperploča, panel-ploča, iverica i sličnih ploča i tabli					
20.20.11.05.00	Šperploče samo od drvenih listova pojedinačne debljine sloja ≤6 mm, s najmanje jednim vanjskim slojem od tvrdog drveta (isklj. tropsko drvo)	0	m3	1.424	1.486	1.011
20.20.11.09.00	Šperploče samo od drvenih listova pojedinačne debljine sloja ≤6 mm, s najmanje jednim vanjskim slojem od mehkog drveta	0	m3	1.041	1.028	1.187
20.20.12.33.00	Šperploče, furnirane ploče i slični slojeviti proizvodi od drveta, s najmanje jednim vanjskim slojem od tvrdog drveta, a jednim od iverice isklj. šperploče od samo drvenih listova pojedinačne debljine ≤6 mm	0	m3	6.152	6.418	5.587
20.20.12.35.00	Ostale šperploče, furnirane ploče, s vanjskim slojem koji nije od crnogoričnog drveta: blok i laminat ploče, te ploče za kose krovove	0	m3	1.135	1.173	1.664
20.20.12.39.00	Ostale šperploče, furnirane ploče, s najmanje jednim vanjskim slojem koji nije od crnogorice	0	m3	361	397	679
20.20.12.55.00	Ostale šperploče, furnirane ploče, blok i laminat ploče, te ploče za kose krovove	0	m3	368	365	580
20.20.13.35.00	Ploče iverice i slične ploče od drveta, površinski prekrivene dekorativnim laminatom od plastike (isklj. wafer-ploče ili ploče s usmjerenim vlaknima)	0	m3	1.523	1.523	110
20.20.13.39.00	Ostale ploče iverice i slične ploče od drveta, (uklj. wafer-ploče)	0	m3	474	474	700
20.20.21.13.00	Listovi za furnir i listovi za šperploče i ostalo, od bjelogoričnog drveta; piljeni po dužini, rezani ili ljušteni, debljine ≤6 mm, spojeno na krajevima, blanžani ili brušeni, male daščice za proizvodnju olovaka	0	m3	14.106	7.464	6.417
20.20.22.00.00	Zgusnuto drvo u obliku blokova, ploča, traka i profila	0	m3	14.322	13.018	18.106
20.3	Proizvodnja građevinske stolarije i elemenata					
20.30	Proizvodnja građevinske stolarije i elemenata					
20.30.11.10.01	Prozori s nevezanim krilima i njihovi okviri, od drveta	0	kom	12.836	13.793	3.822
20.30.11.10.02	Prozori s vezanim krilima i njihovi okviri, od drveta	0	kom	55.956	53.160	12.497
20.30.11.10.05	Ostali prozori i njihovi okviri, od drveta	0+1	kom	22.405	22.589	4.042
		0	kom	22.219	22.403	3.993
		1	kom	186	186	49

Vrsta proizvodnje: 0 - Redovna proizvodnja

1 - Proizvodnja na osnovu ugovora

INDUSTRIJSKA PROIZVODNJA U 2007 GODINI – PRETHODNI PRODCOM REZULTATI

Šifra	Naziv proizvoda i djelatnost	Vrsta proizvodnje	Mjerna jedinica	Proizvedena količina	Prodana količina	Vrijednost prodaje (u .000 KM)
20.30.11.50.01	Vanjska ulazna vrata i njihovi okviri i pragovi, od drveta	0+1	kom	16.517	16.467	3.752
		0	kom	16.441	16.391	3.728
		1	kom	76	76	24
20.30.11.50.02	Balkonska vrata i njihovi okviri i pragovi, od drveta	0+1	kom	7.963	7.939	3.323
		0	kom	7.915	7.891	3.296
		1	kom	48	48	27
20.30.11.50.03	Unutarnja vrata i njihovi okviri i pragovi, od drveta	0+1	kom	48.956	48.497	6.869
		0	kom	48.728	48.269	6.824
		1	kom	228	228	45
20.30.11.50.05	Ostala vrata i njihovi okviri i pragovi, d.n., od drveta	0+1	kom	56.528	56.296	12.457
		0	kom	56.322	56.090	12.426
		1	kom	206	206	31
20.30.11.50.06	Krila za vrata, od drveta	0	kom	15.896	14.406	1.092
20.30.11.50.07	Slijepi okviri, od drveta	0	kom	352.590	352.621	6.846
20.30.12.19.01	Hrastov parket, masiv	0	m2	234.304	232.976	6.728
20.30.12.19.02	Bukov parket, masiv	0	m2	171.167	178.397	3.082
20.30.12.19.03	Ostali parket, masiv	0	m2	11.173	8.638	274
20.30.12.19.04	Hrastov lamel parket (bez podloge)	0	m2	14.082	16.273	211
20.30.12.19.05	Bukov lamel parket (bez podloge)	0	m2	328	328	3
20.30.12.19.06	Hrastov lamel parket, s podlogom	0	m2	29.658	32.944	396
20.30.12.19.08	Ostali lamel parket, bez podloge i sa podlogom	0	m2	267	119	2
20.30.13.00.00	Gradevinska stolarija od drveta (isklj. prozore, francuske prozore i vrata, dovratnike, pragove, parketne ploče, oplate od drveta za betonske radove, crjepove/šindru)	0	kg	223.049	142.788	271
20.30.20.00.01	Montažne zgrade od drveta, stambene	0	m2	16.749	16.700	5.829
20.4	Proizvodnja ambalaže od drveta					
20.40	Proizvodnja ambalaže od drveta					
20.40.11.33.00	Ravne palete i paletni obruči, od drveta	0	kom	477.630	472.390	3.313
20.40.11.35.00	Boks-palete i ostala utovarna ambalaža, od drveta	0	kom	5.905	6.286	79
20.40.12.13.01	Ambalaža od bjelogoričnog drveta	0	kg	3.172.368	3.148.244	1.209
20.40.12.13.02	Ambalaža od crnogoričnog drveta	0	kg	67.891	1.950	2
20.5	Proizvodnja ostalih proizvoda od drveta i proizvodnja predmeta od plute, slame i pletarskih materijala					
20.51	Proizvodnja ostalih proizvoda od drveta					
20.51.11.00.00	Alati, itd.; držači (za metle i četke), utenzilije za tekstilnu industriju i dijelovi od drveta, kalupi za cipele i čizme od drveta	0	kg	492.000	486.000	380

Vrsta proizvodnje: 0 - Redovna proizvodnja

1 - Proizvodnja na osnovu ugovora

INDUSTRIJSKA PROIZVODNJA U 2007 GODINI – PRETHODNI PRODCOM REZULTATI

Šifra	Naziv proizvoda i djelatnost	Vrsta proizvodnje	Mjerna jedinica	Proizvedena količina	Prodana količina	Vrijednost prodaje (u .000 KM)
20.51.12.00.00	Stolno i kuhinjsko posuđe i pribor, od drveta	0	kg	47.920	61.078	86
20.51.13.00.00	Drvena galanterija i intarzija od drveta; kovčežići i kutije za nakit, pribor za jelo i slični proizvodi, statue i ostali ukrasi, vješalice za odijela i šešire, kancelarijske podloge za pisma, pepeljare, posude za držanje olovaka, stalci za tintu)	0	kg	3.032	3.032	26
20.51.14.10.00	Drveni okviri za slike, fotografije, ogledala i slične proizvode	0	m	721.818	721.818	2.083
20.51.14.50.01	Mrtvački sanduci od drveta	0	kom	3.874	3.844	713
20.51.14.50.02	Ostali proizvodi od drveta, d.n. (vješalice, daske za peglanje itd.)	0	kom	46.983	43.189	729
20.52	Proizvodnja predmeta od plute, slame i pletarskih materijala					
20.52.15.70.00	Korparskii, pletarski i ostali proizvodi od biljnog materijala	0	kg	1.890	1.890	9

DE PROIZVODNJA CELULOZE, PAPIRA I PROIZVODA OD PAPIRA; IZDAVAČKA I ŠTAMPARSKA DJELATNOST

21 Proizvodnja celuloze, papira i proizvoda od papira

21.1 Proizvodnja celuloze, papira i kartona

21.11 Proizvodnja celuloze

21.11.12.13.00	Hemijska drvena nebijeljena celuloza, natronska ili sulfatna, (isklj. topive), od crnogorice	0	kg 90 % suve subst.	10.515.000	0	0
----------------	--	---	---------------------	------------	---	---

21.12 Proizvodnja papira i kartona

21.12.21.90.00	Papir za upotrebu u domaćinstvu: ostali	0	kg	33.551.000	18.773.000	30.665
21.12.23.15.00	Nepremazani, nebijeljeni kraftpapir za vreće (isklj. za pisanje, štampanje i ostale grafičke svrhe, bušene kartice i bušene papirne trake)	0	kg	27.000	24.500	56
21.12.23.33.00	Nepremazani kraftpapir i karton, mase ≤ 150 g/m ² (isklj. kraftlinera, kraftpapira za vreće, za pisanje, štampanje i ostale grafičke svrhe, itd.)	0	kg	3.021.501	1.888.045	1.486
21.12.23.35.00	Nepremazani kraftpapir i karton, mase od 150 - 225 g/m ² (isklj. kraftliner, kraft-papir za vreće, za pisanje, štampanje i ostale grafičke svrhe, bušene kartice i papirne trake)	0	kg	27.534.879	8.371.597	5.458
21.12.24.00.00	Nepremazani fluting papir, u rolama ili listovima	0	kg	19.919.479	12.856.966	7.739
21.12.30.30.00	Nepremazani filter-papir i karton, u rolama ili listovima	0	kg	6.188	5.786	255
21.12.57.00.00	Ostali papir i karton, premazan, ..., d.n.	0	kg	21.737	22.404	93

INDUSTRIJSKA PROIZVODNJA U 2007 GODINI – PRETHODNI PRODCOM REZULTATI

Šifra	Naziv proizvoda i djelatnost	Vrsta proizvodnje	Mjerna jedinica	Proizvedena količina	Prodana količina	Vrijednost prodaje (u .000 KM)
21.2	Proizvodnja proizvoda od papira i kartona					
21.21	Proizvodnja talasastog papira i kartona i ambalaže od papira i kartona					
21.21.11.00.00	Valoviti papir i karton, u rolama ili listovima	0	kg	18.184.249	14.382.726	12.016
21.21.12.30.00	Vreće i vrećice, sa širinom osnove (dna) ≥40 cm, od papira, kartona, celulozne vate ili mreže celuloznih vlakana	0	kg	4.012.456	3.958.283	9.221
21.21.12.50.00	Vreće i vrećice od papira, kartona, celulozne vate ili mreže celuloznih vlakana (isklj. onih sa širinom osnove-dna ≥40 cm)	0	kg	1.088.766	1.166.511	3.155
21.21.13.00.00	Kutije, spremnici, omoti i slična ambalaža, od valovitog papira ili kartona	0+1	kg	7.862.115	7.881.238	13.319
		0	kg	7.201.656	7.220.779	13.102
		1	kg	660.459	660.459	217
21.21.14.00.01	Složiva ambalaža za tekućine, (tetrapak i ostalo)	0	kg	73.612	73.612	175
21.21.14.00.02	Složiva ambalaža od kartona (kutije i ostalo)	0	kg	829.288	833.631	1.184
21.21.14.00.03	Složiva ambalaža od papira, ljepenke ili kartona, ostala	0	kg	191.694	192.037	808
21.21.15.30.03	Ostala papirna i kartonska ambalaža, d.n.	0	kg	1.754.667	1.719.511	6.419
21.21.15.50.00	Kutije za evidencije, registratori, fascikli i slični proizvodi, od papira ili kartona, za upotrebu u kancelarijama, trgovini i slično	0	kg	42.849	43.849	209
21.22	Proizvodnja papirnih proizvoda za domaćinstvo, higijenske i toaletne potrebe					
21.22.11.10.00	Toaletni papir	0	kg	16.193.778	16.223.710	43.782
21.22.11.33.00	Džepni rupčići i listići za skidanje šminke, ...,od papirne mase, papira, celulozne vate ili mreže celuloznih vlakana	0	kg	1.238.497	1.371.959	4.784
21.22.11.35.00	Ručnici od papirne mase, papira, celulozne vate ili mreže celuloznih vlakana	0	kg	4.975.333	4.932.874	14.510
21.22.11.50.00	Stolnjaci i salвете od papirne mase, papira, celulozne vate ili mreže celuloznih vlakana	0	kg	2.807.744	2.847.553	7.287
21.22.12.30.00	Pelene i podlošci za dječije pelene i slični higijenski proizvodi od papirne mase, papira, celulozne vate ili mreže celuloznih vlakana, (isklj. toaletni papir, higijenske ručnike, tampone i slične proizvode)	0	kg	2.129.240	2.067.266	14.643
21.22.12.90.00	Predmeti za ličnu higijenu u domaćinstvu ili bolnicama, od papira, itd., d.n.	0	kg	1.393.534	1.433.389	7.256

INDUSTRIJSKA PROIZVODNJA U 2007 GODINI – PRETHODNI PRODCOM REZULTATI

Šifra	Naziv proizvoda i djelatnost	Vrsta proizvodnje	Mjerna jedinica	Proizvedena količina	Prodana količina	Vrijednost prodaje (u .000 KM)
21.23	Proizvodnja kancelarijskog papirnog materijala					
21.23.11.15.00	Samokopirajući papir (isklj. u rolama širine >36 cm ili u pravougaonim (uklj. kvadratnim) listovima s jednom stranicom >36 cm u nepresavijenom stanju)	0	kg	190.096	190.096	1.021
21.23.11.30.00	Samoljepljivi papir, u rolama ili trakama	0	kg	44.000	44.000	244
21.23.12.30.00	Poštanske omotnice, od papira ili kartona	0	kg	4.515	4.515	4
21.23.13.50.00	Papir i karton koji se koristi za pisanje, štampanje i za druge grafičke namjene (uklj. za mašine s bušenim karicama, ali isklj. za Jacquard mašine)	0	kg	346.020	340.717	935
21.25	Proizvodnja ostalih proizvoda od papira i kartona, d.n.					
21.25.12.35.00	Samoljepljive štampane etikete, od papira ili kartona	0	kg	429.205	427.062	2.621
21.25.12.39.00	Štampane etikete, od papira ili kartona (isklj. samoljepljive)	0	kg	183.546	187.400	1.146
21.25.14.80.00	Ostali predmeti od papira i kartona: ostali, (isklj. impregnirane dijagnostičkim ili laboratorijskim reagensima)	0	kg	38.436	40.436	374
22	Izdavačka djelatnost, štampanje i umnožavanje (reprodukcija) snimljenih zapisa					
22.1	Izdavačka djelatnost					
22.11	Izdavanje knjiga					
22.11.10.00.00	Knjige, brošure, leci i sličan štampani materijal, u pojedinačnim listovima, samo izdane ili izdane i štampane kao vlastiti proizvod	0	kom	21.613.545	21.593.545	4.932
22.11.21.70.01	Ostale štampane knjige, brošure i sl. štampani materijal: školske knjige	0	kom	1.849.922	1.831.255	3.171
22.11.21.70.02	Ostale štampane knjige, brošure, i sl. štampani materijal: knjige za djecu	0	kom	29.787	41.530	355
22.11.21.70.03	Ostale štampane knjige, brošure i sl. štampani materijal: lijepa književnost	0	kom	61.892	76.825	604
22.11.21.70.04	Ostale štampane knjige, brošure i sl. štampani materijal: društvene nauke	0	kom	121.500	114.090	501
22.11.21.70.05	Ostale štampane knjige, brošure i sl. štampani materijal: nauka i tehnologija	0	kom	0	3	0
22.11.21.70.06	Nacionalni, regionalni, lokalni imenici: telefonski, teleks, telefaks, u tvrdom ili mehkom povezu	0	kom	2.612.360	2.612.346	2.120
22.11.21.70.07	Priručnici, koji sadrže informacije, u tvrdom ili mehkom povezu	0	kom	809	809	31
22.11.21.70.09	Štampane knjige, brošure, leci i sl. štampani materijal, albumi i knjige za djecu, u tvrdom ili mehkom povezu	0	kom	417.914	421.924	683

Vrsta proizvodnje: 0 - Redovna proizvodnja

1 - Proizvodnja na osnovu ugovora

INDUSTRIJSKA PROIZVODNJA U 2007 GODINI – PRETHODNI PRODCOM REZULTATI

Šifra	Naziv proizvoda i djelatnost	Vrsta proizvodnje	Mjerna jedinica	Proizvedena količina	Prodana količina	Vrijednost prodaje (u .000 KM)
22.12	Izdavanje novina					
22.12.11.00.00	Novine, časopisi i periodične publikacije, koje izlaze najmanje četiri puta sedmično, samo izdate ili izdate i štampane kao vlastiti proizvod (uklj. oglasni dodatak), štampane	0+1	kom	26.980.244	21.918.517	17.588
		0	kom	25.706.429	20.644.702	17.117
		1	kom	1.273.815	1.273.815	471
22.13	Izdavanje časopisa i sličnih periodičnih izdanja					
22.13.11.00.01	Novine koje izlaze manje od četiri puta sedmično (uklj. oglasni dodatak), štampane	0+1	kom	4.133.707	4.133.707	3.081
		0	kom	4.115.459	4.115.459	3.026
		1	kom	18.248	18.248	55
22.13.11.00.02	Časopisi i ostale periodične publikacije, koje izlaze manje od četiri puta sedmično (uklj. oglasni dodatak), štampane	0+1	kom	5.860.827	5.006.179	7.596
		0	kom	4.775.422	3.920.774	7.141
		1	kom	1.085.405	1.085.405	455
22.14	Izdavanje zvučnih zapisa					
22.14.11.50.00	Kompakt diskovi (CD-a i DVD-a), sa snimljenim zvučnim zapisom	0	kom	32.833	30.170	151
22.14.12.50.00	Magnetne trake sa snimljenim zvučnim zapisom, širine >4mm ali ≤6,5 mm	0	kom	18.337	17.625	53
22.15	Ostala izdavačka djelatnost					
22.15.11.50.00	Ostale štampane ili ilustrirane poštanske karte, čestitke i sl.	0	kom	210	210	0
22.15.13.00.00	Slike, gravure i fotografije, samo izdate ili izdate i štampane u vlastitoj štampariji	0	kg	1.090	1.090	13
22.15.15.30.00	Preslikači (decalcomanias), uključujući preslikače za staklo (vitrifiable)	0	kom	1.031.140	1.031.140	227
22.15.15.50.00	Kalendari svih vrsta, štampani, uključujući kalendarske blokove	0+1	kom	175.040	175.040	236
		0	kom	169.240	169.240	214
		1	kom	5.800	5.800	22
22.2	Štampanje i uslužne djelatnosti u vezi sa štampanjem					
22.21	Štampanje novina					
22.21.10.00.00	Štampanje novina, časopisa i ostalih periodičnih publikacija koje izlaze najmanje četiri puta sedmično	0+1	kg	9.283.968	9.283.968	19.891
		0	kg	5.139.968	5.139.968	7.795
		1	kg	4.144.000	4.144.000	12.096

Vrsta proizvodnje: 0 - Redovna proizvodnja

1 - Proizvodnja na osnovu ugovora

INDUSTRIJSKA PROIZVODNJA U 2007 GODINI – PRETHODNI PRODCOM REZULTATI

Šifra	Naziv proizvoda i djelatnost	Vrsta proizvodnje	Mjerna jedinica	Proizvedena količina	Prodata količina	Vrijednost prodaje (u .000 KM)
22.22	Štampanje, d.n.					
22.22.11.00.00	Poštanske marke, formulari, čekovi, banknote, akcije, dionice i sl. dokumenti	0	kg	344.635	344.635	3.660
22.22.12.30.00	Poslovni (komercijalni) katalogi	0	kg	351.700	351.674	1.891
22.22.12.50.00	Ostali štampani poslovni (komercijalni) materijal i slično (isklj. poslovne kataloge)	0	kg	265.344	265.627	2.984
22.22.13.00.00	Ostali štampani materijal, d.n.	0	kg	1.213.150	1.197.889	7.994
22.22.20.13.00	Registri, knjigovodstvene knjige, podsjetnici, knjige narudžbi i primitka, od papira i kartona	0	kg	555.501	551.536	3.192
22.22.20.15.00	Blokovi za bilješke, blokovi za pisanje i memorandum-blokovi, od papira i kartona	0	kg	548.800	548.422	3.459
22.22.20.17.00	Dnevници, od papira i kartona	0	kg	3.768	3.768	38
22.22.20.19.00	Službene knjige, adresari, telefonski imenici i knjige predložaka (isklj. dnevnike), od papira i kartona	0	kg	3.100	3.100	11
22.22.20.30.00	Bilježnice, od papira i kartona	0	kg	478.202	466.650	1.096
22.22.20.50.00	Povezi za knjige, fascikli i mape za spise (isklj. korice za knjige), od papira i kartona	0	kg	13.689	13.689	136
22.22.20.75.00	Kontinuirani poslovni obrasci u više primjeraka, uklj. setove s umetkom karbon papira, karboniziranog papira i slično	0	kg	298.817	298.009	1.136
22.22.20.79.00	Poslovni obrasci u više primjeraka uklj. u pojedinačnim listovima, s umetkom karbon papira, NCR-papira i slično (isklj. kontinuiranih)	0	kg	225.227	225.852	1.233
22.22.31.00.00	Štampanje knjiga, brošura, dječijih slikovnica ili knjiga za bojenje i muzičkih nota štampanih ili u rukopisu	0	kg	811.326	811.326	1.565
22.22.32.20.00	Štampanje novina, časopisa i ostalih periodičnih publikacija koje izlaze <4 puta sedmično, uklj. novinski dodatak, isklj. prigodne umetke	0+1	kg	1.967.828	1.967.828	3.520
		0	kg	1.787.971	1.787.971	3.083
		1	kg	179.857	179.857	437
22.22.32.43.00	Štampanje razglednica bez marke, dopisnica s ličnim pozdravima, porukama, najavama uklj. rođendanske čestitke, božićne čestitke itd.	0	kg	235	235	11
22.22.32.45.00	Štampanje papira za preslikavanje (decalcomanias)	0	kg	2.500	2.500	49
22.22.32.50.00	Štampanje kalendara svih vrsta, uklj. kalendarske blokove (kalendarne s listovima za trganje)	0	kg	41.448	41.673	227

INDUSTRIJSKA PROIZVODNJA U 2007 GODINI – PRETHODNI PRODCOM REZULTATI

Šifra	Naziv proizvoda i djelatnost	Vrsta proizvodnje	Mjerna jedinica	Proizvedena količina	Prodana količina	Vrijednost prodaje (u .000 KM)
22.22.32.90.00	Štampanje direktno na druge materijale (isklj.papir proizvode na papirnoj bazi i tekstil) (uklj. štampanje na plastici, staklu, metalu, drvetu i keramici)	0+1	ef. sati	25.382	25.382	539
		0	ef. sati	22.482	22.482	525
		1	ef. sati	2.900	2.900	14
22.23	Knjigovezački radovi					
22.23.10.10.00	Knjigoveštvo i dovršavanje knjiga i sličnih proizvoda (previjanje, slaganje, lijepljenje, šivanje, obrezivanje, ukoričavanje)	0+1	ef. sati	18.816	18.816	227
		0	ef. sati	16.616	16.616	194
		1	ef. sati	2.200	2.200	33
22.23.10.30.00	Uvezivanje i dovršavanje brošura, magazina, kataloga, uzoraka i oglasne literature itd uklj. previjanje, slaganje, lijepljenje, šivanje, obrezivanje, ukoričavanje	0	ef. sati	14.328	14.328	379
22.24	Pripremne djelatnosti u vezi sa štampanjem					
22.24.20.00.00	Štamparske forme	0+1	ef. sati	4.230	4.230	46
		0	ef. sati	3.330	3.330	32
		1	ef. sati	900	900	14
22.25	Pomoćne djelatnosti u vezi sa štampanjem					
22.25.10.00.00	Ostale usluge u vezi s štampanjem	0+1	ef. sati	36.830	36.830	451
		0	ef. sati	36.656	36.656	438
		1	ef. sati	174	174	13
22.3	Umnožavanje (reprodukcija) snimljenih zapisa					
22.31	Umnožavanje (reprodukcija) zvučnih zapisa					
22.31.10.70.00	Umnožavanje zvuka na CD- u	0	kom	13.000	13.000	37

DF PROIZVODNJA KOKSA, DERIVATA NAFTE I NUKLEARNOG GORIVA

23 Proizvodnja koksa, derivata nafte i nuklearnog goriva

23.1 Proizvodnja proizvoda koksovanja

23.10 Proizvodnja proizvoda koksovanja

23.10.10.30.00	Koks iz koksnih peći (dobiven karbonizacijom koksnog uglja pri visokim temperaturama), koks za plinaru (nusproizvod u plinari)	0	t	592.471	598.296	168.228
23.10.20.00.00	Katran (smjesa aromatskih i alifatskih sastojaka, obično se dobiva destilacijom uglja, lignita ili treseta)	0	t	24.409	0	0

INDUSTRIJSKA PROIZVODNJA U 2007 GODINI – PRETHODNI PRODCOM REZULTATI

Šifra	Naziv proizvoda i djelatnost	Vrsta proizvodnje	Mjerna jedinica	Proizvedena količina	Prodana količina	Vrijednost prodaje (u .000 KM)
23.2	Proizvodnja derivata nafte					
23.20	Proizvodnja derivata nafte					
23.20.18.50.01	Motorna ulja	0+1	t	6.266	6.137	26.373
		0	t	6.219	6.090	26.305
		1	t	47	47	68
23.20.18.50.02	Ostala ulja i maziva	0	t	4.071	4.007	13.158
23.20.21.20.00	Naftni plinovi (smjesa lakih ugljikovodika, održavana u tekućem stanju pod povišenim pritiskom)	0	t	4.499	4.499	4.748
23.20.31.00.03	Ostali voskovi	0	t	0	0	0
23.20.31.00.04	Masti za podmazivanje	0	t	357	348	1.752
23.20.32.50.00	Naftni bitumen (crni ili tamnosmeđi čvrsti i polučvrsti termoplastični materijal s voodootpornim i samoljepljivim svojstvima)	0	t	0	0	0

DG PROIZVODNJA HEMIKALIJA, HEMIJSKIH PROIZVODA I VJEŠTAČKIH VLAKANA

24 Proizvodnja hemikalija i hemijskih proizvoda

24.1 Proizvodnja osnovnih hemikalija

24.11 Proizvodnja industrijskih gasova

24.11.11.30.00	Rijetki plinovi (isklj. argon)	0	m3	35.574	35.574	361
24.11.11.60.00	Azot	0	m3	46.186	46.186	91
24.11.11.70.00	Kisik	0	m3	1.382.889	1.385.589	2.448
24.11.12.30.01	Ugljen dioksid, plinoviti ili tekući	0	kg	5.056.563	5.051.563	3.092
24.11.12.30.02	Ugljen dioksid, komprimirani	0	kg	3.070.498	3.074.958	994
24.11.13.00.00	Tekući i komprimirani zrak	0	kg	118.248	118.114	173

24.12 Proizvodnja boja i pigmenata

24.12.21.10.00	Disperzivne boje i preparati na njihovoj bazi	0	kg	29.928	31.000	103
----------------	---	---	----	--------	--------	-----

24.13 Proizvodnja ostalih osnovnih neorganskih hemikalija

24.13.14.13.01	Hlorovodična kiselina, tehnička	0	kg HCl	0	0	0
24.13.15.25.00	Natrijev hidroksid (kaustična soda), čvrsti	0	kg NaOH	0	0	0
24.13.31.53.00	Aluminijev sulfat	0	kg Al2O3	454.300	225.300	77
24.13.31.57.00	Sulfati (isklj. aluminijev i barijev)	0	kg	3.882.000	3.914.000	552
24.13.33.20.00	Natrijev hidrogenkarbonat (natrijev bikarbonat)	0	kg	13.287.350	12.877.170	3.977
24.13.33.79.00	Karbonati (isklj. amonijev, dinatrijev, natrijev hidrogenkarbonat, kalijev, kalcijev, barijev, olovni, litijev, stroncijev i bizmut)	0	kg	145.586.760	150.813.840	37.131

Vrsta proizvodnje: 0 - Redovna proizvodnja

1 - Proizvodnja na osnovu ugovora

INDUSTRIJSKA PROIZVODNJA U 2007 GODINI – PRETHODNI PRODCOM REZULTATI

Šifra	Naziv proizvoda i djelatnost	Vrsta proizvodnje	Mjerna jedinica	Proizvedena količina	Prodana količina	Vrijednost prodaje (u .000 KM)
24.13.42.50.00	Destilirana i elektrovodljiva voda i voda slične čistoće	0	kg	160.567	51.994	24
24.14	Proizvodnja ostalih osnovnih organskih hemikalija					
24.14.11.90.00	Nezasićeni aciklični ugljikovodici (isklj. etilen, propen, buten, buta-1,3-dien i izopren)	0	kg	308.641	308.641	236
24.14.12.80.00	Naftalen i antracen	0	kg	904.000	863.000	1.067
24.14.24.15.00	Fenoli; fenolni alkoholi i derivati fenola	0	kg	165	165	0
24.14.32.71.01	Sirćetna kiselina, jestiva	0	kg	687.700	695.695	3.379
24.14.33.87.00	Maleinski anhidrid	0	kg	8.582.000	8.349.000	16.496
24.14.63.75.00	Metiloksiran (propilenoksid)	0	kg	8.607.108	0	0
24.14.72.00.01	Briketi drvenog uglja	0	kg	3.829.726	3.837.890	2.139
24.14.72.00.02	Retortni uglj	0	kg	6.265.209	6.269.674	3.844
24.14.73.70.00	Smole i koks od smole, dobiveni od ugljenog katrana ili drugih mineralnih katrana	0	kg	6.125.000	4.264.000	2.498
24.15	Proizvodnja vještačkih đubriva i azotnih jedinjenja					
24.15.30.90.00	Azotna mineralna ili hemijska đubriva, d.n.	0	kg N	43.580.000	52.093.000	4.401
24.16	Proizvodnja plastičnih masa, u primarnim oblicima					
24.16.20.35.00	Ekspandirani polistiren; u primarnim oblicima	0	kg	5.130.599	5.083.105	20.604
24.16.40.20.00	Polieteri; u primarnim oblicima (isklj. poliacetale, polieter-alkohole)	0	kg	11.205.564	11.001.454	10.547
24.16.40.62.00	Polietilen-tereftalat s viskoznim brojem ≥78 ml/g	0	kg	866.679	911.086	2.723
24.16.56.70.00	Poliuretani; u primarnim oblicima	0	kg	1.351.777	824.925	2.878
24.16.57.00.00	Silikoni; u primarnim oblicima	0	kg	20.000	19.000	117
24.2	Proizvodnja pesticida i drugih hemikalija za poljoprivredu					
24.20	Proizvodnja pesticida i drugih hemikalija za poljoprivredu					
24.20.14.50.00	Dezinficijensi na bazi halogeniranih spojeva pripremljeni u oblike ili pakovanja za maloprodaju ili kao preparati ili proizvodi	0	kg akt.subst.	1.465	200	0
24.3	Proizvodnja boja, lakova i sličnih premaza, grafičkih boja i kitova					
24.30	Proizvodnja boja, lakova i sličnih premaza, grafičkih boja i kitova					
24.30.11.50.00	Boje i lakovi; na bazi akrilnih ili vinilnih polimera dispergiranih ili otopljenih u vodenom mediju (uklj. emajle i lakove)	0	kg	1.329.970	1.265.575	2.540
24.30.11.70.03	Ostale boje, lakovi dispergirani ili otopljeni u vodenom mediju - za unutarnju upotrebu	0	kg	397.068	281.103	358
24.30.11.70.04	Ostale boje, lakovi dispergirani ili otopljeni u vodenom mediju - za vanjsku upotrebu	0	kg	85.129	83.854	130

Vrsta proizvodnje: 0 - Redovna proizvodnja

1 - Proizvodnja na osnovu ugovora

INDUSTRIJSKA PROIZVODNJA U 2007 GODINI – PRETHODNI PRODCOM REZULTATI

Šifra	Naziv proizvoda i djelatnost	Vrsta proizvodnje	Mjerna jedinica	Proizvedena količina	Prodana količina	Vrijednost prodaje (u .000 KM)
24.30.12.50.00	Ostale boje i lakovi na bazi akrilnih i vinilnih polimera	0	kg	29.149	32.186	134
24.30.12.90.01	Premazna sredstva (boje i lakovi) na bazi alkidnoaminskih polimera	0	kg	808	2.068	11
24.30.12.90.02	Premazna sredstva (boje i lakovi) na bazi poliuretanskih polimera	0	kg	114.532	114.532	533
24.30.12.90.04	Nepigmentirana premazna sredstva (boje i lakovi) na bazi nitroceluloze	0	kg	0	0	0
24.30.12.90.06	Premazna sredstva (boje i lakovi) za brodogradnju	0	kg	20.251	20.251	28
24.30.12.90.07	Ostala premazna sredstva (boje i lakovi) na bazi sintetičkih polimera, d.n.	0	kg	2.026.333	1.940.498	4.386
24.30.22.60.00	Nevatrostalni preparati za površinsku obradu fasada, unutrašnjih zidova, podova, stropova ili slično	0	kg	1.365.735	1.360.160	876
24.30.22.73.00	Organska složena otapala i razrjeđivači koji se koriste u spajanju s premazima i tintama; na bazi butilnog acetata	0	kg	56.415	56.415	119
24.30.22.79.00	Organska složena otapala i razrjeđivači koji se koriste u spajanju s premazima i tintama (isklj. na bazi butilnog acetata)	0	kg	0	168	0
24.4	Proizvodnja farmaceutskih produkata, medicinskih hemikalija i biljnih proizvoda					
24.42	Proizvodnja farmaceutskih preparata					
24.42.11.60.00	Lijekovi koji sadrže peniciline, streptomicine ili njihove derivate, u dozama ili pakovanju za maloprodaju	0	kg	28.900	17.593	6.038
24.42.11.80.02	Sulfonamidi-gotovi lijekovi, u dozama (u rasutom stanju) ili pripremljeni za maloprodaju	0	kg	11.257	7.569	650
24.42.11.80.03	Lijekovi koji sadrže ostale antibiotike, u dozama (u rasutom stanju) ili pripremljeni za maloprodaju	0	kg	12.144	9.836	4.086
24.42.12.65.00	Lijekovi koji sadrže kortikosteroidne hormone, njihove derivate i njima strukturom analogne, pripremljeni u odmjerenim dozama ili za maloprodaju	0	kg	4.320	577	86
24.42.13.60.00	Lijekovi koji sadrže vitamine; provitamine; derivate i njihove mješavine; za terapijsku ili profilaktičku upotrebu; pripremljeni u odmjerenim dozama ili za maloprodaju	0	kg	12.640	11.486	2.446
24.42.13.80.02	Psihofarmaci, pripremljeni za maloprodaju, d.n.	0	kg	61.763	21.630	3.664
24.42.13.80.03	Antiarritmici, pripremljeni za maloprodaju, d.n.	0	kg	19.920	10.797	4.107
24.42.13.80.04	Antianginalitici, pripremljeni za maloprodaju, d.n.	0	kg	21.910	15.316	1.882
24.42.13.80.05	Ostali lijekovi za liječenje kardiovaskularnog sistema, pripremljeni za maloprodaju, d.n.	0	kg	53.240	38.194	27.902
24.42.13.80.06	Antireumatici, pripremljeni za maloprodaju, d.n.	0	kg	17.200	11.609	1.603

Vrsta proizvodnje: 0 - Redovna proizvodnja
1 - Proizvodnja na osnovu ugovora

INDUSTRIJSKA PROIZVODNJA U 2007 GODINI – PRETHODNI PRODCOM REZULTATI

Šifra	Naziv proizvoda i djelatnost	Vrsta proizvodnje	Mjerna jedinica	Proizvedena količina	Prodana količina	Vrijednost prodaje (u .000 KM)
24.42.13.80.07	Anestetici, pripremljeni za maloprodaju, d.n.	0	kg	9.110	8.927	447
24.42.13.80.08	Ostali lijekovi koji sadrže miješane ili nemiješane proizvode, pripremljeni za maloprodaju, d.n.	0	kg	379.973	336.071	39.387
24.42.23.40.00	Kontrastna sredstva za radiografska ispitivanja; dijagnostički reagensi namijenjeni za primjenu na pacijentima	0	kg	10.444	8.976	89
24.42.24.10.00	Ljepljivi zavoji ili slični proizvodi; impregnirani ili prevučeni farmaceutskim materijama; ili pripremljeni u oblike za maloprodaju	0	kg	24.609	24.609	880
24.42.24.30.00	Vata, gaza, itd. s farmaceutskim materijama, pakovana za maloprodaju, d.n.	0	kg	48.579	49.221	139
24.5	Proizvodnja sapuna i deterdženata, preparata za čišćenje i poliranje, parfema i toaletnih preparata					
24.51	Proizvodnja sapuna i deterdženata, preparata za čišćenje i poliranje					
24.51.20.90.00	Organska površinski aktivna sredstva (isklj. sapun, anionska, kationska, neionska)	0	kg	36.000	36.000	55
24.51.31.20.00	Sapun i organski površinski aktivni proizvodi u štapićima, itd., za toaletnu upotrebu	0	kg	204.269	202.582	346
24.51.31.50.00	Sapun i organski površinski aktivni proizvodi u komadima (štapićima), itd., d.n.	0	kg	8.100	5.351	5
24.51.31.73.00	Sapun u obliku pahuljica; listića, granula ili u prahu	0	kg	231.200	219.000	364
24.51.32.40.00	Površinski-aktivni preparati; s dodatkom ili bez dodatka sapuna; pakovani za maloprodaju (isklj. one koji se troše kao sapun)	0	kg	869.000	869.000	678
24.51.32.50.01	Preparati za pranje i čišćenje, pripremljeni za maloprodaju: za mašinsko pranje	0	kg	10.027.975	9.678.601	11.821
24.51.32.50.02	Preparati za pranje i čišćenje, pripremljeni za maloprodaju: za ručno pranje	0	kg	873.431	821.380	810
24.51.32.50.03	Preparati za pranje i čišćenje, pripremljeni za maloprodaju: za pranje posuđa	0	kg	4.962.413	4.804.400	4.290
24.51.32.50.04	Ostali preparati za pranje i čišćenje, pripremljeni za maloprodaju	0	kg	1.909.511	1.898.178	2.699
24.51.32.60.00	Površinski aktivni preparati; s dodatkom ili bez dodatka sapuna; nepakovani za maloprodaju (isklj. one za upotrebu kao sapun)	0	kg	1.223.033	1.200.010	1.329
24.51.32.70.00	Preparati za pranje i preparati za čišćenje, sa ili bez sapuna, nepakovani za maloprodaju, uklj. pomoćne preparate za pranje, isklj. one za upotrebu kao sapun, površinski aktivne preparate	0	kg	1.000	1.000	1

Vrsta proizvodnje: 0 - Redovna proizvodnja

1 - Proizvodnja na osnovu ugovora

INDUSTRIJSKA PROIZVODNJA U 2007 GODINI – PRETHODNI PRODCOM REZULTATI

Šifra	Naziv proizvoda i djelatnost	Vrsta proizvodnje	Mjerna jedinica	Proizvedena količina	Prodata količina	Vrijednost prodaje (u .000 KM)
24.51.41.00.00	Preparati za parfimiranje i dezodoriranje prostorija (uklj. mirisne preparate koji se troše za vjerske obrede)	0	kg	28.977	30.567	146
24.51.43.70.00	Politure i slični preparati; za karoserije (isklj. umjetne i pripravljene voskove, politure za metale)	0	kg	4.616	3.636	4
24.51.44.00.00	Paste i praškovi za ribanje i ostali preparati za ribanje (čišćenje)	0	kg	21.053	19.109	30
24.52	Proizvodnja parfema i toaletnih preparata					
24.52.11.70.00	Toaletne vode	0	l	893	857	59
24.52.14.00.00	Puderi; za kozmetičku i toaletnu upotrebu (uklj.talk)	0	kg	41	41	1
24.52.15.00.00	Preparati za uljepšavanje, šminkanje i njegu kože uklj. preparate za zaštitu od sunca, isklj. lijekove, preparate za šminkanje usana i očiju, preparate za manikiranje i pedikiranje, puder za kozmetičku upotrebu i talk-puder	0	kg	31.878	31.970	985
24.52.16.30.00	Šamponi	0	kg	408.901	401.803	670
24.52.16.50.00	Preparati za trajno kovrčanje ili ispravljanje kose	0	kg	107.758	107.758	589
24.52.17.00.00	Preparati za kosu (isklj. šampone, preparate za trajno kovrčanje i ispravljanje kose, lakove)	0	kg	58	153	8
24.52.19.50.00	Dezodoransi za ličnu upotrebu i preparati protiv znojenja	0	kg	485	434	8
24.6	Proizvodnja ostalih hemijskih proizvoda					
24.61	Proizvodnja eksploziva					
24.61.11.50.00	Pripremljeni eksplozivi (isklj. barut)	0	kg	2.386.779	2.399.378	2.768
24.61.12.70.00	Udarne ili detonirajuće kapsle; upaljači i električni detonatori	0	kom	284.267.080	287.750.719	11.845
24.61.14.00.00	Signalne rakete; rakete protiv grada; signalne rakete za maglu i drugi pirotehnički proizvodi (isklj. pirotehničke proizvode za vatromet)	0	kg	135.634	136.227	5.058
24.62	Proizvodnja ljepila i želatina					
24.62.10.95.02	Adhezivi na bazi kaučuka ili plastike (uklj. umjetne smole)	0	kg	120	0	0
24.62.10.95.03	Ostala pripremljena ljepila i adhezivi, d.n.	0	kg	15.415.900	15.614.925	4.267
24.63	Proizvodnja eteričnih ulja					
24.63.10.20.00	Eterična ulja	0	kg	370	327	116

INDUSTRIJSKA PROIZVODNJA U 2007 GODINI – PRETHODNI PRODCOM REZULTATI

Šifra	Naziv proizvoda i djelatnost	Vrsta proizvodnje	Mjerna jedinica	Proizvedena količina	Prodana količina	Vrijednost prodaje (u .000 KM)
24.66	Proizvodnja ostalih hemijskih proizvoda, d.n.					
24.66.33.30.00	Tekućine za hidraulične kočnice i ostale pripremljene tekućine za hidraulični prijenos; koje ne sadrže ili sadrže <70% težinskog udjela naftnog ulja ili ulja dobivenih od bitumenskih minerala	0	kg	168.111	152.206	920
24.66.33.50.00	Preparati protiv smrzavanja (antifriz) i pripremljene tekućine za odleđivanje	0	kg	1.724.203	1.690.187	4.310
24.66.45.70.00	Sredstva za doradu, itd., za upotrebu u tekstilnoj industriji	0	kg	400	400	1
24.66.46.30.00	Pripremljeni ubrzivači vulkanizacije	0	kg	244.690	244.690	361

DH PROIZVODNJA PROIZVODA OD GUME I PLASTIČNIH MASA

25 Proizvodnja proizvoda od gume i plastičnih masa

25.1 Proizvodnja proizvoda od gume

25.11 Proizvodnja vanjskih i unutrašnjih guma za vozila

25.11.15.50.00	Gumeni štitnici	0	kom	100.000	100.000	100
----------------	-----------------	---	-----	---------	---------	-----

25.12 Protektiranje vanjskih guma za vozila

25.12.10.30.00	Protektirane gume za automobile	0	kom	9.265	10.680	349
25.12.10.50.00	Protektirane gume za autobuse i kamione	0+1	kom	13.154	13.006	3.945
		0	kom	12.994	12.846	3.924
		1	kom	160	160	21

25.13 Proizvodnja ostalih proizvoda od gume

25.13.30.55.00	Cijevi od gume, ojačane ili kombinirane s metalom	0	kg	10.558	10.558	98
25.13.50.70.00	Gumirani tekstilni proizvodi (isklj. ljepljivu traku širine ≤20 cm)	0	kg	2.952	0	0
25.13.60.55.00	Rukavice za domaćinstvo od vulkanizirane gume	0	pari	100.854	90.848	77
25.13.73.49.00	Gumeno-metalni proizvodi za ostale svrhe	0	kg	88.486	94.320	1.352
25.13.73.79.03	Proizvodi od tvrde gume	0	kg	28.165	28.165	479

25.2 Proizvodnja proizvoda od plastičnih masa

25.21 Proizvodnja ploča, listova, cijevi i profila od plastičnih masa

25.21.10.70.00	Monofilamenti bilo koje dimenzije presjeka >1 mm; šipke; štapovi i profilni oblici; od polimera vinil-hlorida (uklju. površinski obrađene, ali drugačije neobrađene)	0+1	kg	3.018.499	3.018.499	2.032
		0	kg	5.480	5.480	13
		1	kg	3.013.019	3.013.019	2.019
25.21.21.53.00	Cijevi i crijeva čvrsta, od polietilena	0	kg	5.053.515	5.120.300	19.542

Vrsta proizvodnje: 0 - Redovna proizvodnja

1 - Proizvodnja na osnovu ugovora

INDUSTRIJSKA PROIZVODNJA U 2007 GODINI – PRETHODNI PRODCOM REZULTATI

Šifra	Naziv proizvoda i djelatnost	Vrsta proizvodnje	Mjerna jedinica	Proizvedena količina	Prodana količina	Vrijednost prodaje (u .000 KM)
25.21.21.55.00	Cijevi i crijeva čvrsta, od propilena	0	kg	400.286	408.730	1.304
25.21.21.57.00	Cijevi i crijeva čvrsta, od polimera vinil-hlorida	0	kg	342.420	334.920	982
25.21.22.20.00	Meke cijevi i crijeva, od plastike; za pritisak $\geq 27,6$ MPa	0	kg	17.999	17.999	48
25.21.30.10.00	Ostale ploče, ..., od polimera etilena, neojačane, debljine $\leq 0,125$ mm	0	kg	1.412.056	1.412.056	6.067
25.21.30.17.01	Folije od polimera etilena	0	kg	3.688.649	3.673.325	12.287
25.21.30.29.01	Folije od polipropilena	0	kg	1.119.264	1.119.264	5.269
25.21.30.29.02	Ploče, trake, od polipropilena	0	kg	18.220	18.220	243
25.21.30.87.00	Ploče, ..., od proizvoda dopunske polimerizacije	0	kg	24.210	23.362	345
25.21.41.20.01	Ploče, trake, folije, itd., celularne strukture, od polimera stirena, pojačane vlaknima	0	kg	1.358.799	1.451.227	1.387
25.21.41.20.02	Ploče, trake, folije, itd., celularne strukture, od ostalih polimera stirena	0	kg	995.724	927.670	4.191
25.21.41.50.00	Ploče, listovi, filmovi, folije i trake celularne strukture od poliuretana	0	kg	43.970	42.431	561
25.21.42.79.00	Ostale ploče, listovi, filmovi, folije i trake, od proizvoda dobivenih polimerizacijom	0	kg	1.462	805	2
25.21.42.80.00	Ostale ploče, listovi, filmovi, folije i trake, necelularne strukture, osim od proizvoda dobivenih polimerizacijom	0	kg	877.116	917.816	2.550
25.22	Proizvodnja ambalaže od plastičnih masa					
25.22.11.00.01	Vreće i vrećice (uklj.tuljke) ≤ 120 g/m ² , od polimera etilena	0	kg	953.381	955.272	5.992
25.22.11.00.02	Vreće za smeće težine ≤ 120 g/m ² , od polimera etilena	0	kg	43.105	43.355	150
25.22.11.00.03	Čvrste vreće težine > 120 g/m ² , od polimera etilena	0	kg	770.421	770.421	2.002
25.22.11.00.04	Vrećice za nošenje od polimera etilena	0	kg	605.868	588.668	2.446
25.22.11.00.05	Ostale vreće od polimera etilena	0	kg	554.332	550.232	2.494
25.22.12.00.01	Vreće i vrećice (uklj.tuljke) težine ≤ 120 g/m ² , od ostale plastike	0	kg	10.933	11.664	58
25.22.12.00.03	Čvrste vreće težine > 120 g/m ² , od ostale plastike	0	kg	10.932	8.045	39
25.22.12.00.04	Ostale vreće od ostale plastike	0	kg	15.000	15.000	69
25.22.13.00.00	Plastične kutije, sanduci, gajbe i slični proizvodi za prijevoz ili pakovanje robe	0	kg	247.078	217.836	744
25.22.14.50.01	Baloni, boce i slični proizvodi za prijevoz ili pakovanje robe, od polietilena; sadržine ≤ 2 l	0	kom	115.963.344	113.232.996	15.465
25.22.14.50.04	Baloni, boce i slični proizvodi za prijevoz ili pakovanje robe, od ostale plastike; sadržine ≤ 2 l	0+1	kom	132.554.212	125.610.490	7.790
		0	kom	130.401.948	123.458.226	7.704
		1	kom	2.152.264	2.152.264	86

Vrsta proizvodnje: 0 - Redovna proizvodnja

1 - Proizvodnja na osnovu ugovora

INDUSTRIJSKA PROIZVODNJA U 2007 GODINI – PRETHODNI PRODCOM REZULTATI

Šifra	Naziv proizvoda i djelatnost	Vrsta proizvodnje	Mjerna jedinica	Proizvedena količina	Prodana količina	Vrijednost prodaje (u .000 KM)
25.22.14.70.01	Baloni, boce i slični proizvodi za prijevoz ili pakovanje robe, od polietilena; sadržine >2 l	0	kom	11.268.958	10.013.774	4.609
25.22.14.70.02	Baloni, boce i slični proizvodi za prijevoz ili pakovanje robe, od polipropilena; sadržine >2 l	0	kom	1.137.285	1.173.868	252
25.22.15.25.00	Plastični čepovi i poklopci za boce	0	kg	25.151	21.871	113
25.22.15.27.00	Plastični čepovi, poklopci i ostali zatvarači (isklj. za boce)	0	kg	19.356	19.356	191
25.22.15.40.00	Ostali proizvodi od plastike za prijevoz i pakovanje	0	kom	492.805	222.232	258
25.23	Proizvodnja proizvoda za građevinarstvo od plastičnih masa					
25.23.11.55.00	Podne obloge u rolama ili u obliku pločica; zidne i stropne obloge na nosaču koji je impregniran, prevučen ili prekriven polivinil-hloridom	0	m2	511	511	22
25.23.12.50.00	Plastične kade, tuš-kade umivaonici i sudoperi	0	kom	38	13	1
25.23.12.70.00	Plastične zahodske daske i poklopci	0	kom	11.129	4.956	33
25.23.12.90.00	Plastični bidei, vodokotlići i sl. sanitarna roba (isklj.kade; tuš-kade, umivaonike i sudopere, zahodske daske i poklopce)	0	kom	10.062	9.886	209
25.23.13.00.00	Plastični spremnici, cisterne, kace i sl., kapaciteta >300 l	0	kg	19.941	19.941	320
25.23.14.50.01	Plastični prozori i njihovi okviri, itd., prozorske daske	0	kom	118.337	118.061	41.572
25.23.14.50.02	Plastična vrata i njihovi pragovi	0	kom	27.202	27.090	21.953
25.23.14.70.00	Plastični kapci, roletne i sl. proizvodi i njihovi dijelovi	0	kg	181.324	180.803	3.214
25.23.15.50.02	Vanjske zidne obloge od ostale plastike	0	kg	246.084	232.776	1.157
25.23.15.90.00	Ostali predmeti za građevinarstvo, od plastike (uklj. zidne utičnice, razvodne kutije i kablove za električnu mrežu)	0	kg	139.463	137.818	1.334
25.24	Proizvodnja ostalih proizvoda od plastičnih masa					
25.24.10.00.00	Plastični odjevni predmeti i pribor za odjeću (uklj. rukavice, kišne kabanice, pregače, remenje i dječje siperke) (isklj. pokrivala za glavu)	0	kg	2.321	2.321	30
25.24.21.30.00	Samoljepljive trake od plastike, premazane ne vulkaniziranim prirodnim ili sintetičkim kaučukom; u rolama širine ≤20 cm	0	kg	7.308	7.308	78
25.24.23.20.00	Stolnjaci i kuhinjsko posuđe i pribor, od plastike	0	kg	235.919	235.919	1.246
25.24.23.30.00	Spužve od regenerirane celuloze	0	kg	67.951	68.059	808
25.24.23.70.00	Ostali predmeti za domaćinstvo i toaletne potrebe, od plastike, d. n.	0	kg	644.719	636.127	6.297
25.24.28.20.00	Plastični pribor za namještaj	0	kg	2.537	2.534	44
25.24.28.50.00	Ostali predmeti od plastičnih listova	0	kg	3.250	3.310	101

Vrsta proizvodnje: 0 - Redovna proizvodnja

1 - Proizvodnja na osnovu ugovora

INDUSTRIJSKA PROIZVODNJA U 2007 GODINI – PRETHODNI PRODCOM REZULTATI

Šifra	Naziv proizvoda i djelatnost	Vrsta proizvodnje	Mjerna jedinica	Proizvedena količina	Prodana količina	Vrijednost prodaje (u .000 KM)
25.24.28.70.00	Ostali predmeti od plastike (uklj. od plastike u primarnim oblicima)	0+1	kg	3.339.948	3.339.855	13.734
		0	kg	1.367.031	1.366.938	11.325
		1	kg	1.972.917	1.972.917	2.409
25.24.90.40.00	Plastični proizvodi, dijelovi za aparate za uključivanje i isključivanje, zaštitu električnih strujnih kola i sl. iz stavaka HS 8535, 8536, 8537, 8542	0	kg	241.364	241.364	2.297
25.24.90.60.00	Plastični dijelovi i pribor za sva drumska vozila (isklj. za lokomotive ili vagone)	0	kg	22.370	19.370	170

DI PROIZVODNJA OSTALIH PROIZVODA OD NEMETALNIH MINERALA

26 Proizvodnja ostalih proizvoda od nemetalnih minerala

26.1 Proizvodnja stakla i staklenih proizvoda

26.12 Oblikovanje i obrada ravnog stakla

26.12.11.90.00	Ostala stakla iz stavaka HS-a 7003, 7004 ili 7005, savijena, s obrađenim rubovima, gravirana, itd.	0	kg	1.762.972	1.762.972	4.779
26.12.13.30.00	Višeslojni zidni elementi za izolaciju od stakla	0	m2	40.630	40.630	1.701
26.12.13.90.00	Ostala staklena ogledala, uokvirena ili neuokvirena	0	kg	48.190	48.190	147

26.2 Proizvodnja nevatrostralnih keramičkih proizvoda, osim proizvoda za građevinske svrhe; proizvodnja vatrostralnih keramičkih proizvoda

26.23 Proizvodnja keramičkih izolatora i izolacionog pribora

26.23.10.35.01	Keramički električni izolatori, s metalnim dijelovima, za dalekovode, niskonaponski (do uklj. 1000 V)	0	kg	9.921	9.754	120
26.23.10.35.02	Keramički električni izolatori, s metalnim dijelovima, za dalekovode, visokonaponski (više od 1000 V)	0	kg	6.597	6.466	54

26.24 Proizvodnja ostalih tehničkih proizvoda od keramike

26.24.11.00.00	Keramički proizvodi za laboratorije, hemijsku, tehničku upotrebu, od porculana	0	kg	69.010	78.636	219
26.24.12.00.00	Keramički proizvodi za laboratorije, hemijsku i ostalu tehničku upotrebu, od ostalog materijala osim od porculana	0	kg	24.248	24.411	71

26.26 Proizvodnja vatrostralnih keramičkih proizvoda

26.26.14.90.00	Vatrostalni keramički proizvodi, d.n.	0	kg	1.827.000	1.936.000	259
----------------	---------------------------------------	---	----	-----------	-----------	-----

INDUSTRIJSKA PROIZVODNJA U 2007 GODINI – PRETHODNI PRODCOM REZULTATI

Šifra	Naziv proizvoda i djelatnost	Vrsta proizvodnje	Mjerna jedinica	Proizvedena količina	Prodata količina	Vrijednost prodaje (u .000 KM)
26.3	Proizvodnja keramičkih pločica i podnih ploča					
26.30	Proizvodnja keramičkih pločica i podnih ploča					
26.30.10.10.00	Nepocakljene keramičke mozaik pločice, kockice i slični proizvodi, površine <49 cm ²	0	m2	1.941	3.850	200
26.30.10.59.00	Nepocakljene keramičke ploče za popločavanje; podne i zidne pločice (isklj. kremenastu glinu, fajansu ili finu glinu, dvostruke pločice tipa Spaltplatten)	0	m2	975	975	123
26.4	Proizvodnja opeke, crijepa i proizvoda za građevinarstvo od pečene gline					
26.40	Proizvodnja opeke, crijepa i proizvoda za građevinarstvo od pečene gline					
26.40.11.10.01	Keramička puna opeka	0	m3	513	460	103
26.40.11.10.02	Keramički šuplji blokovi s horizontalnim šupljinama	0	m3	196.191	196.419	10.599
26.40.11.10.03	Keramički šuplji blokovi s vertikalnim šupljinama	0	m3	332.301	342.959	21.426
26.40.11.10.04	Keramička šuplja opeka s horizontalnim šupljinama	0	m3	4.302	4.355	211
26.40.11.10.06	Keramička opeka i blokovi s horizontalnim šupljinama i smanjenom osnovnom masom	0	m3	546	542	99
26.40.11.10.08	Keramička uložna opeka	0	m3	47.899	48.194	1.930
26.40.11.10.09	Keramička fasadna opeka, fasadni blokovi i opeka za popločavanje	0	m3	98.993	94.110	6.120
26.40.11.30.00	Nevatrostalni keramički blokovi za podove, noseće zidove ili crijepove i slično (isklj. od fosilnog silikatnog brašna ili gline)	0	kg	292.155	322.105	78
26.40.13.00.00	Keramičke cijevi, odvodi, žljebnjaci i oprema za cijevi: odvodne cijevi i žljebovi bez opreme	0	kg	145.463	130.438	48
26.5	Proizvodnja cementa, kreča i gipsa					
26.51	Proizvodnja cementa					
26.51.12.10.00	Bijeli portland cement	0	kg	712.048.000	707.768.440	93.490
26.51.12.30.00	Sivi portland cement (uklj. miješani cement)	0	kg	571.309.000	573.909.000	77.504
26.52	Proizvodnja kreča					
26.52.10.33.00	Negašeni kreč	0	kg	168.831.250	30.286.010	3.806
26.52.10.35.00	Gašeni kreč	0	kg	68.358.946	67.400.401	7.739
26.53	Proizvodnja gipsa					
26.53.10.00.00	Gips koji se sastoji od pečene sadre ili kalcijeva sulfata (uklj. za građevinarstvo, izradu tapeta od tkanina ili papira, u zubarstvu)	0	kg	44.488.509	44.374.030	6.069

Vrsta proizvodnje: 0 - Redovna proizvodnja

1 - Proizvodnja na osnovu ugovora

INDUSTRIJSKA PROIZVODNJA U 2007 GODINI – PRETHODNI PRODCOM REZULTATI

Šifra	Naziv proizvoda i djelatnost	Vrsta proizvodnje	Mjerna jedinica	Proizvedena količina	Prodana količina	Vrijednost prodaje (u .000 KM)
26.6	Proizvodnja proizvoda od betona, cementa, gipsa i vještačkog kamena					
26.61	Proizvodnja proizvoda od betona za građevinske svrhe					
26.61.11.30.01	Građevinski blokovi za zidove i pregrade	0	kg	52.786.237	52.884.452	5.260
26.61.11.30.02	Građevinski blokovi za tavanice i svodove	0	kg	31.401	30.885	20
26.61.11.30.05	Građevinski termoizolacijski blokovi od staničnoga betona (plina i pjenobetona)	0	kg	19.650.616	19.650.616	3.010
26.61.11.30.06	Građevinski teraco elementi	0	kg	167.982	266.258	111
26.61.11.30.07	Betonski crijep, d.n.	0	kg	3.332.564	2.860.564	1.036
26.61.11.30.08	Ostali građevinski blokovi i opeka, od betona (uklj. armiranoga) ili umjetnoga kamena	0	kg	16.627.150	16.206.884	8.868
26.61.11.50.00	Pločice; kamene ploče za popločavanje i slični proizvodi od cementa, betona ili umjetnog kamena (isklj. građevinske blokove i opeke)	0	kg	8.807.493	9.053.499	1.410
26.61.12.00.01	Montažne lake građevinske ploče, za izradu vanjskih zidova	0	kg	25.874	25.874	7
26.61.12.00.02	Montažne lake građevinske ploče, za izradu pregradnih zidova	0	kg	33.328	33.328	3
26.61.12.00.03	Montažne lake građevinske ploče, za izradu stropova i tavanica	0	kg	260.285	303.631	103
26.61.12.00.04	Montažne lake građevinske ploče, za oblaganje zidova	0	kg	358.563	352.665	1.194
26.61.12.00.05	Ostale lake građevinske ploče, nearmirane i armirane	0	kg	57.372.547	54.921.035	7.534
26.61.12.00.06	Polumontažne i montažne gredice za stropove i tavanice (fert gredice)	0	kg	2.183.175	1.943.854	389
26.61.12.00.07	Ostali građevinski elementi za visokogradnju i niskogradnju, od betona	0+1	kg	56.252.579	48.524.937	10.243
		0	kg	56.175.428	48.433.786	10.219
		1	kg	77.151	91.151	24
26.61.12.00.08	Ostali građevinski elementi za visokogradnju i niskogradnju, od umjetnoga kamena	0	kg	5.387.416	4.471.831	772
26.61.13.00.00	Cijevi od cementa, betona ili umjetnog kamena	0	kg	18.173.854	17.893.939	3.888
26.62	Proizvodnja proizvoda od gipsa za građevinske svrhe					
26.62.10.50.00	Ploče, listovi, pregradne ploče, crijepovi, slični proizvodi od sadre ili spojeva na bazi sadre, prevučeni ili pojačani samo papirom ili kartonom (isklj. proizvode obogaćene gipsom, ukrašene)	0	m2	0	1.854	11
26.63	Proizvodnja gotove betonske smjese					
26.63.10.00.00	Gotova betonska smjesa (svježi beton)	0+1	kg	849.615.625	773.047.698	33.804
		0	kg	845.629.625	769.061.698	33.641
		1	kg	3.986.000	3.986.000	163

Vrsta proizvodnje: 0 - Redovna proizvodnja

1 - Proizvodnja na osnovu ugovora

INDUSTRIJSKA PROIZVODNJA U 2007 GODINI – PRETHODNI PRODCOM REZULTATI

Šifra	Naziv proizvoda i djelatnost	Vrsta proizvodnje	Mjerna jedinica	Proizvedena količina	Prodana količina	Vrijednost prodaje (u .000 KM)
26.64	Proizvodnja maltera					
26.64.10.00.01	Fasadni malter, osim vatrostalnog, obični	0	kg	10.428.632	10.740.729	4.320
26.64.10.00.02	Cementni malter, osim vatrostalnog	0	kg	33.098.521	34.618.420	6.617
26.64.10.00.03	Malteri i betoni, osim vatrostalnih, d.n.	0	kg	2.690.375	3.292.030	1.052
26.66	Proizvodnja ostalih proizvoda od betona, cementa, gipsa i vještačkog kamena					
26.66.11.00.00	Proizvodi od gipsa ili od smjesa na bazi gipsa, d.n.	0	kg	448.209	448.209	1.509
26.66.12.00.00	Proizvodi od cementa, betona ili umjetnog kamena za negrađevinske svrhe (uklj. vaze, saksije za cvijeće, arhitektonske ili vrtne ukrase, kipove i druge ukrase)	0	kg	3.930.641	3.413.544	449
26.7	Sječenje, oblikovanje i obrada ukrasnog kamena i kamena za građevinarstvo					
26.70	Sječenje, oblikovanje i obrada ukrasnog kamena i kamena za građevinarstvo					
26.70.11.00.00	Obradeni kamen za spomenike i građevine i njihovi proizvodi, travertin i alabaster (isklj. pločice, kocke i sl. proizvode najveće površine < 7 cm ² , rubni kamen i kamen za popločavanje)	0+1	kg	6.824.530	6.827.040	8.646
		0	kg	6.259.530	6.252.040	7.968
		1	kg	565.000	575.000	678
26.70.12.60.00	Obradeni granit za spomenike ili građevinarstvo i proizvodi od njih (isklj. pločice, kocke i slične proizvode, najveće površine < 7 cm ² , rubne kamene, za popločavanje)	0	kg	3.963.098	3.996.998	6.036
26.70.12.80.00	Obradeni kamen za spomenike ili građevine i proizvodi od njih (isklj. krečnjački kamen, granit ili škriljevac; pločice, kocke i slične proizvode, najveće površine < 7 cm ²)	0	kg	4.577.820	4.507.820	2.685
26.8	Proizvodnja ostalih proizvoda od nemetalnih minerala					
26.81	Proizvodnja brusnih proizvoda					
26.81.11.80.00	Kamenje za poliranje; brušenje; masni škriljevac; brusovi i slično za ručno oštrenje; brušenje; ribanje ili poliranje	0	kg	5.758	5.188	13
26.82	Proizvodnja ostalih proizvoda od nemetalnih minerala, d.n.					
26.82.11.93.00	Obloge i ploče za kočnice na bazi azbesta i drugih mineralnih materija	0	kg	0	460	5
26.82.12.59.01	Bitumenski papir, u rolama	0	m ²	3.854.060	3.889.520	2.867
26.82.12.59.02	Bitumenske trake s uloškom od staklenoga voala, u rolama	0	m ²	1.985.338	1.976.641	2.168
26.82.12.59.04	Bitumenske plastificirane trake, u rolama	0	m ²	3.078.541	3.121.184	10.924
26.82.13.00.01	Vruća asfaltna masa	0	kg	576.689.820	448.143.820	36.402
26.82.13.00.02	Katranske i druge bitumenske mase	0	kg	4.039.530	4.186.872	4.977

Vrsta proizvodnje: 0 - Redovna proizvodnja

1 - Proizvodnja na osnovu ugovora

INDUSTRIJSKA PROIZVODNJA U 2007 GODINI – PRETHODNI PRODCOM REZULTATI

Šifra	Naziv proizvoda i djelatnost	Vrsta proizvodnje	Mjerna jedinica	Proizvedena količina	Prodana količina	Vrijednost prodaje (u .000 KM)
DJ	PROIZVODNJA BAZNIH METALA I METALNIH PROIZVODA					
27	Proizvodnja baznih metala					
27.1	Proizvodnja sirovog željeza i čelika i ferolegura					
27.10	Proizvodnja sirovog željeza i čelika i ferolegura					
27.10.13.20.00	Otpaci od željeza	0	kg	1.594.288	1.594.288	1.574
27.10.20.90.00	Ostale ferolegure, d.n.	0	kg	13.305.000	13.377.000	35.672
27.10.31.22.00	Ostali ingoti, primarni oblici i dugi poluproizvodi uključujući blankove (od nelegiranog čelika)	0	kg	22.953.000	0	0
27.10.43.30.00	Kovane šipke (od nehrđajućeg čelika)	0	kg	7.685.550	7.788.360	29.932
27.10.60.30.00	Toplovaljani plosnati proizvodi u namotima (uskih ili uzdužno rasječenih traka) širine manje od 600 mm (od čelika koji nije nehrđajući ili brzorezni)	0	kg	277.789.000	196.192.000	181.234
27.10.72.30.00	Elektrolitički prevučeni limovi i trake širine 600 mm ili veće	0	kg	1.111.970	1.104.970	2.710
27.10.83.10.00	Toplovaljane šipke za armiranje betona	0	kg	270.336.000	262.902.000	249.603
27.10.83.50.00	Toplovaljani i toplokovani laki profili, sekcije i ugaoni elementi visine manje od 80 mm	0+1	kg	14.765.960	14.573.150	18.944
		0	kg	6.817.070	6.624.260	16.074
		1	kg	7.948.890	7.948.890	2.870
27.10.91.30.00	H-profilni visine 80 mm ili više (od nelegiranog čelika)	0	kg	1.446.000	1.545.000	1.609
27.2	Proizvodnja cijevi					
27.22	Proizvodnja cijevi od čelika					
27.22.10.70.00	Zavarene cijevi, kružno-poprečnog presjeka od nehrđajućeg čelika i vanjskog promjera ≤ 406,4 mm	0	kg	347.073	347.073	2.504
27.22.10.81.00	Cijevi preciznih dimenzija kružno-poprečnog presjeka od nelegiranog čelika, hladno oblikovane i zavarene ili hladno oblikovane ili hladno valjane nakon zavarivanja, vanjskog promjera ≤ 406,4 mm, debljine zida ≤ 2 mm	0	kg	12.699.143	9.363.732	10.374
27.22.10.86.00	Cijevi preciznih dimenzija kružno-poprečnog presjeka od nelegiranog čelika, hladno oblikovane i zavarene ili hladno oblikovane ili hladno valjane nakon zavarivanja, vanjskog promjera ≤ 406,4 mm, debljine zida > 2 mm	0	kg	36.980.126	30.267.774	35.937
27.22.10.92.00	Cijevi kružno-poprečnog presjeka, od čelika (isklj. nehrđajući), hladno ili toplo oblikovane i zavarene, zakovane ili na sličan način zatvorene, vanjskog prečnika ≤ 406,4 mm	0	kg	25.486.480	18.675.591	20.822

Vrsta proizvodnje: 0 - Redovna proizvodnja

1 - Proizvodnja na osnovu ugovora

INDUSTRIJSKA PROIZVODNJA U 2007 GODINI – PRETHODNI PRODCOM REZULTATI

Šifra	Naziv proizvoda i djelatnost	Vrsta proizvodnje	Mjerna jedinica	Proizvedena količina	Prodana količina	Vrijednost prodaje (u .000 KM)
27.22.10.94.00	Cijevi kvadratnog ili pravougaonog poprečnog presjeka, od čelika, hladno ili toplo oblikovane i zavarene, debljine zida ≤ 2 mm	0	kg	27.190.822	25.074.204	26.839
27.22.10.96.00	Cijevi kvadratnog ili pravougaonog poprečnog presjeka, od čelika, hladno ili toplo oblikovane i zavarene, debljine zida >2 mm	0	kg	11.962.145	12.765.722	14.256
27.3	Ostala primarna prerada željeza i čelika					
27.34	Vučenje žice					
27.34.11.30.00	Žica od željeza ili nelegiranog čelika koja sadrži < 0,25% ugljika, uklj. rebrastu žicu, isklj. upletenu žicu, bodljikavu žicu za ograde, izoliranu električnu žicu	0	kg	7.374.465	7.366.979	9.685
27.34.11.50.00	Žica od željeza ili nelegiranog čelika koja sadrži 0,25-0,6% ugljika, uklj. rebrastu žicu, isklj. upletenu žicu, bodljikavu žicu za ograde, dupleks žicu i izoliranu električnu žicu	0	kg	2.944.405	2.769.864	4.964
27.34.11.70.00	Žica od željeza ili nelegiranog čelika koja sadrži ≥ 0,6% ugljika uklj. rebrastu žicu isklj. upletenu žicu, bodljikavu žicu za ograde, dupleks žicu i izoliranu električnu žicu	0	kg	2.171.844	2.165.912	3.419
27.34.12.50.00	Žica od legiranog čelika (isklj. upletenu žicu, bodljikavu žicu za ograde, izoliranu električnu žicu, od nehrđajućeg čelika)	0	kg	1.610.140	1.491.942	256
27.4	Proizvodnja baznih plemenitih i obojenih metala					
27.42	Proizvodnja aluminija					
27.42.11.30.00	Aluminij, sirov, nelegiran (isklj. prah i ljuskice)	0	kg	54.643.000	53.711.000	218.388
27.42.11.53.00	Aluminij, sirov, legiran u primarnom obliku (isklj. prah i ljuskice)	0	kg	92.550.000	90.584.000	374.119
27.42.11.55.00	Aluminij sirov, legiran u sekundarnom obliku (isklj. prah i ljuskice)	0	kg	21	134	2
27.42.12.00.00	Aluminijev oksid (uklj. glinicu), osim umjetnog korunda	1	kg	303.799.000	303.799.000	91.484
27.42.22.50.00	Šipke, profili i šuplji profili od legiranog aluminijuma (isključujući šipke i profile pripremljene za upotrebu u konstrukcijama)	0	kg	7.672.712	7.460.452	64.908
27.43	Proizvodnja olova, cinka i kalaja					
27.43.11.30.00	Olovo, sirovo, rafinirano (isklj. prah i ljuskice)	0	kg	269	569	3
27.43.11.50.00	Olovo, sirovo s antimonom (isklj. prah i ljuskice)	0	kg	1.007	1.480	9
27.43.12.30.00	Cink, sirov, nelegiran (isklj. prašinu, prah i ljuskice)	1	kg	2.175	2.175	2

Vrsta proizvodnje: 0 - Redovna proizvodnja

1 - Proizvodnja na osnovu ugovora

INDUSTRIJSKA PROIZVODNJA U 2007 GODINI – PRETHODNI PRODCOM REZULTATI

Šifra	Naziv proizvoda i djelatnost	Vrsta proizvodnje	Mjerna jedinica	Proizvedena količina	Prodana količina	Vrijednost prodaje (u .000 KM)
27.43.21.00.00	Žica, šipke i profili od olova (isklj. prevučene šipke, šipke namijenjene za daljnju obradu vučenjem, valjanjem ili pretapanjem u gotove proizvode, izoliranu električnu žicu)	0	kg	643	643	4
27.43.22.00.00	Ploče, limovi, trake i folije od olova, prah i ljuskice od olova (isklj. prah i ljuskice koje se koriste za izradu boja i slično, izolirane električne trake)	0	kg	23.982	24.337	157
27.43.23.00.00	Cijevi i pribor za cijevi od olova (spojnice, koljena i slično)	0	kg	10.239	11.058	70
27.43.25.50.00	Ploče, limovi, trake i folije od cinka (isklj. folije debljine <0,15 mm, ploče/folije za štampanje, limovi i trake debljine >0,15mm, pripremljene ploče za štampanje, izolirane električne trake)	0	kg	5.748	5.748	13
27.43.27.00.00	Žica, šipke i profili od kalaja	0+1	kg	11.457	12.182	208
		0	kg	11.241	11.966	206
		1	kg	216	216	2
27.44	Proizvodnja bakra					
27.44.22.00.01	Vučene i presane šipke i profili od bakra	0	kg	1.028	1.028	15
27.44.22.00.02	Vučene i presane šipke i profili od bronze i drugih legura bakra	0	kg	52.291	55.027	1.015
27.44.23.50.00	Žica od rafiniranog bakra poprečnog presjeka > 0,5 mm, < 6 mm (isklj. užad ili konope pojačane žicom, upletenu žicu i kablove)	0	kg	2.346	2.615	38
27.44.24.00.00	Ploče, limovi i trake od legura bakra debljine > 0,15 mm (isklj. ekspandirani bakar, izolirane električne trake)	0	kg	81.252	81.252	1.219
27.5	Livenje metala					
27.51	Livenje željeza					
27.51.12.90.00	Nodularni liv za dijelove lokomotiva, vagona, osim za drumska vozila, kućišta kugličnih ležaja, obične osovine, klipne motore, spojke, zupčanike, koturače, mašine	0	kg	1.185.000	1.086.000	3.213
27.51.13.90.00	Sivi liv za dijelove lokomotiva, vagona, osim za drumska vozila, kućišta kugličnih ležaja, obične osovine, klipne motore, spojke, zupčanike, koturače, mašine	0	kg	3.983.220	3.018.316	8.413
27.52	Livenje čelika					
27.52.10.30.00	Čelični liv za dijelove kućišta kugličnih ležaja i običnih osovina (isklj. kućišta s ugrađenim kugličnim ili valjkastim ležajima)	0	kg	1.069.000	1.071.000	4.856

INDUSTRIJSKA PROIZVODNJA U 2007 GODINI – PRETHODNI PRODCOM REZULTATI

Šifra	Naziv proizvoda i djelatnost	Vrsta proizvodnje	Mjerna jedinica	Proizvedena količina	Prodana količina	Vrijednost prodaje (u .000 KM)
27.52.10.90.00	Čelični liv za dijelove šinskih vozila, osim za drumska vozila, kućišta kugličnih ležaja, obične osovine, klipne motore, prijenosne osovine, koturače, spojke	0	kg	4.706.000	4.137.000	18.118
27.53	Livenje lakih metala					
27.53.10.10.00	Dijelovi drumskih vozila isklj. šinska vozila te vozila za upotrebu u građevinarstvu, od liva lakih metala	0	kg	4.847.000	4.810.000	24.978
27.53.10.50.00	Liv od lakih metala za mašinsku i mehaničku primjenu osim za klipne motore, mlazne motore, plinske turbine, opreme za dizanje i prenos tereta, te mašina i vozila za upotrebu u građevinarstvu	0	kg	86.037	86.037	485
27.54	Livenje ostalih obojenih metala					
27.54.10.90.00	Dijelovi za ostale primjene	0	kg	119.713	119.525	1.333
28	Proizvodnja metalnih proizvoda, osim mašina i opreme					
28.1	Proizvodnja proizvoda za metalne konstrukcije					
28.11	Proizvodnja metalnih konstrukcija i dijelova konstrukcija					
28.11.10.30.01	Montažne hale i hangari (uključujući i cijevne hale), od željeza i čelika	0+1	kg	5.087.195	5.295.945	14.564
		0	kg	4.204.335	4.413.085	12.851
		1	kg	882.860	882.860	1.713
28.11.10.30.03	Montažni kontejneri za stanovanje i metalne kuće, od željeza i čelika	0	kg	2.391.000	2.391.000	15.432
28.11.10.30.04	Montažne zgrade, od željeza i čelika, ostale	0	kg	2.775.201	2.869.816	8.887
28.11.10.50.00	Montažne zgrade od aluminijuma	0	kg	6.500	6.500	45
28.11.21.00.00	Mostovi i mosni dijelovi (kosturi), od željeza i čelika	0	kg	270.989	438.989	1.373
28.11.22.00.02	Tornjevi i rešetkasti stubovi od željeza i čelika, za visoki napon	0	kg	9.876.500	9.874.500	7.720
28.11.22.00.03	Tornjevi i rešetkasti stubovi od željeza i čelika, za rasvjetu	0	kg	2.496.995	2.494.892	4.489
28.11.22.00.04	Tornjevi i rešetkasti stubovi od željeza i čelika, ostali	0	kg	3.094.127	2.938.477	3.616
28.11.23.10.01	Fasadne skele od željeza i čelika	0	kg	492.624	486.531	1.510
28.11.23.10.02	Ostali potpornji za nosive zidove, od željeza i čelika	0	kg	27.977.057	27.992.607	36.099
28.11.23.10.03	Potpornji za galerije (osim lukova), od željeza ili čelika	0	kg	7.423.933	6.845.131	9.215
28.11.23.10.04	Jamska podupirala, od željeza ili čelika	0	kg	1.142.143	1.142.143	2.113
28.11.23.10.05	Ostali potpornji, d.n., od željeza ili čelika	0	kg	13.359	11.800	59

Vrsta proizvodnje: 0 - Redovna proizvodnja

1 - Proizvodnja na osnovu ugovora

INDUSTRIJSKA PROIZVODNJA U 2007 GODINI – PRETHODNI PRODCOM REZULTATI

Šifra	Naziv proizvoda i djelatnost	Vrsta proizvodnje	Mjerna jedinica	Proizvedena količina	Prodana količina	Vrijednost prodaje (u .000 KM)	
28.11.23.40.00	Elementi konstrukcija isključivo ili pretežno od željeza ili čelika, koji se sastoje od dva profilirana (rebrasta) lima i izolacionog sloja između njih (isklj. montažne konstrukcije)	0+1	kg	4.126.540	4.149.540	7.006	
0		kg	2.468.518	2.491.518	6.194		
1		kg	1.658.022	1.658.022	812		
28.11.23.50.01	Čelični krovovi, pretežno od metalnih limova	0+1	kg	1.243.902	1.235.902	4.116	
0		kg	1.008.902	1.000.902	3.137		
1		kg	235.000	235.000	979		
28.11.23.50.02	Limene cijevi i dimnjaci, pretežno od metalnih limova	0	kg	590.663	590.663	2.391	
28.11.23.50.03	Ostali elementi konstrukcija, pretežno od metalnih limova, d.n.	0	kg	11.969.097	11.873.208	14.982	
28.11.23.60.01	Silosi i bunkereri, od željeza i čelika	0+1	kg	483.366	483.366	1.339	
0		kg	475.406	475.406	1.312		
1		kg	7.960	7.960	27		
28.11.23.60.02	Ostale konstrukcije od željeza i čelika, d.n.	0+1	kg	9.925.934	9.718.425	27.065	
0		kg	8.322.350	8.114.841	24.972		
1		kg	1.603.584	1.603.584	2.093		
28.11.23.70.00	Aluminijumske konstrukcije i njihovi dijelovi, d.n.	0	kg	363.993	363.993	5.697	
28.11.91.00.00	Instalacijski radovi na licu mjesta (montaža) vlastito proizvedenih metalnih konstrukcija	0+1	ef. sati	1.686.752	1.686.752	19.692	
0		ef. sati	1.486.439	1.486.439	19.164		
1		ef. sati	200.313	200.313	528		
28.12	Proizvodnja metalne građevinske stolarije i spojnih elemenata						
28.12.10.30.01	Vrata, njihovi pragovi, okviri i kapci, od željeza ili čelika	0+1	kom	4.117	4.117	2.669	
0		kom	1.782	1.782	1.039		
1		kom	2.335	2.335	1.630		
28.12.10.30.03	Ostali prozori, od željeza ili čelika	0	kom	291	291	84	
28.12.10.30.04	Prozori, ostakljeni, od željeza ili čelika	0	kom	1.441	1.441	787	
28.12.10.50.01	Vrata, njihovi pragovi, okviri i kapci, od aluminijuma	0	kom	28.604	28.597	20.637	
28.12.10.50.02		Prozori, od aluminijuma	0	kom	7.511	7.511	4.572
28.12.10.50.03		Prozori, ostakljeni, od aluminijuma	0	kom	12.930	12.913	7.757
28.2	Proizvodnja cisterni, rezervoara i posuda od metala; proizvodnja kotlova i radijatora za centralno grijanje						
28.21	Proizvodnja cisterni, rezervoara i posuda od metala						
28.21.11.20.00	Željezni ili čelični rezervoari, cisterne, bačve i slični spremnici, iznutra obloženi ili toplinski izolirani, za tekuće materijale, kapaciteta > 300 litara (isklj. one koji su opremljeni mehaničkim ili toplinskim uređajima)	0	kg	2.338.119	2.352.119	4.537	

Vrsta proizvodnje: 0 - Redovna proizvodnja

1 - Proizvodnja na osnovu ugovora

INDUSTRIJSKA PROIZVODNJA U 2007 GODINI – PRETHODNI PRODCOM REZULTATI

Šifra	Naziv proizvoda i djelatnost	Vrsta proizvodnje	Mjerna jedinica	Proizvedena količina	Prodana količina	Vrijednost prodaje (u .000 KM)
28.21.11.30.00	Željezni ili čelični rezervoari, čisterne, bačve i slični spremnici za tekućine, kapaciteta > 300 litara (isklj. one koji su opremljeni mehaničkim ili toplinskim uređajima i iznutra obloženi ili toplinski izolirani)	0	kg	157.565	484.167	1.516
28.21.12.30.00	Željezni ili čelični spremnici za komprimirane ili ukapljene plinove (osim za paru)	0	kg	83.225	53.545	115
28.21.92.00.00	Usluge popravaka i održavanja cisterni, rezervoara i sličnih spremnika od metala	0+1	ef. sati	85.110	85.110	640
		0	ef. sati	9.984	9.984	199
		1	ef. sati	75.126	75.126	441
28.22	Proizvodnja kotlova i radijatora za centralno grijanje					
28.22.11.50.01	Radijatori za centralno grijanje toplom vodom, od željeza i čelika	0	kg	0	35.320	88
28.22.12.00.03	Bojleri za centralno grijanje na čvrsta i ostala goriva	0	kom	5.495	2.686	8.152
28.22.13.00.00	Dijelovi kotlova za centralno grijanje	0	kg	9.268	9.268	11
28.22.92.00.00	Usluge popravaka i održavanja radijatora i kotlova za centralno grijanje, domaće ili strane proizvodnje	0	ef. sati	129.245	129.245	1.575
28.3	Proizvodnja parnih kotlova, osim kotlova za centralno grijanje					
28.30	Proizvodnja parnih kotlova, osim kotlova za centralno grijanje					
28.30.12.30.00	Pomoćni uređaji za kotlove (iz šifara 28.30.11 i 28.22.12)	0	kg	5.513	5.513	55
28.30.91.00.00	Usluge instaliranja parnih kotlova, (isklj. kotlove za centralno grijanje toplom vodom) i sistema metalnih cijevovoda u industrijskim postrojenjima	0	ef. sati	90.000	90.000	1.605
28.30.92.00.00	Usluge održavanja i popravaka parnih kotlova (isklj. kotlove za centralno grijanje toplom vodom) i sistema metalnih cijevovoda u industrijskim postrojenjima	0	ef. sati	10.000	10.000	166
28.4	Kovanje, presovanje, štancanje i valjanje metala; metalurgija praha					
28.40	Kovanje, presovanje, štancanje i valjanje metala; metalurgija praha					
28.40.11.51.00	Dijelovi drumskih vozila iz stavaka HS 87, od čelika, hladnovučeni	0	kg	6.438	6.438	30
28.40.11.54.00	Dijelovi ostalih proizvoda mašinogradnje, od čelika, hladnovučeni, osim za klipne motore	0	kg	193.985	177.987	566
28.40.11.57.00	Proizvodi od željeza i čelika (sklj. lijevane), iz stavka HS 7326; dijelovi vozila i aparata šinske opreme, cestovnih vozila te aviona iz HS 86, 87, 88, hladnovučeni od čelika	0	kg	204.492	191.164	752

Vrsta proizvodnje: 0 - Redovna proizvodnja

1 - Proizvodnja na osnovu ugovora

INDUSTRIJSKA PROIZVODNJA U 2007 GODINI – PRETHODNI PRODCOM REZULTATI

Šifra	Naziv proizvoda i djelatnost	Vrsta proizvodnje	Mjerna jedinica	Proizvedena količina	Prodana količina	Vrijednost prodaje (u .000 KM)
28.40.12.10.00	Dijelovi drumskih vozila, od čelika, kovani (i precizno kovani) u kalupu, osim šinskih vozila	0+1	kg	580.505	594.153	1.318
		0	kg	422.632	425.705	899
		1	kg	157.873	168.448	419
28.40.12.30.00	Ostali dijelovi klipnih motora i mehaničkih pogona tj. prenosnih osovina, ležaja, mjenjača i sl. iz HS 8483, od čelika, kovani u kalupu	0+1	kg	133.284	144.923	688
		0	kg	111.971	123.518	550
		1	kg	21.313	21.405	138
28.40.13.50.00	Stolni, kuhinjski ili predmeti za domaćinstvo, proizvodi od željeza i čelika (sklj. lijevane), iz stavaka HS 7323, 7326; dijelovi namještaja iz stavka HS 9403, dijelovi cestovnih vozila i šinske opreme iz stavaka HS 86, dijelovi optičkih, fotografskih, mj	0	kg	552.580	552.580	2.833
28.40.13.70.00	Kućanski artikli, dijelovi mehaničkih pogona, aparata, namještaja i vozila iz stavaka HS 84, 85, 86, 88, 94 (od lima obojanih metala)	0	kg	4.872.000	4.872.000	12.667
28.5	Površinska obrada i prevlačenje metala; osnovni mašinski radovi					
28.51	Površinska obrada i prevlačenje metala					
28.51.11.70.00	Prevlačenje cinkom elektrolizom	0	ef. sati	120.000	120.000	6.109
28.51.11.90.00	Prevlačenje ostalim metalima (niklom, bakrom, hromom, plemenitim metalima), elektrolizom i hemijskom obradom	1	ef. sati	3.559	3.559	71
28.51.12.30.00	Prevlačenje metala plastificiranjem (uklj. prevlačenje prahom)	0	ef. sati	4.362	4.362	295
28.51.12.50.00	Ostalo prevlačenje (fosfatiranje itd.)	0	ef. sati	140.704	140.704	1.258
28.51.21.00.00	Termička obrada metala (isklj. prevlačenje metalom i plastificiranje)	0	ef. sati	48.000	48.000	435
28.51.22.30.00	Bojenje, lakiranje	0	ef. sati	12.000	12.000	75
28.51.22.90.00	Ostala površinska obrada metala	0+1	ef. sati	366.980	366.980	4.547
		0	ef. sati	54.467	54.467	689
		1	ef. sati	312.513	312.513	3.858
28.52	Osnovni mašinski radovi					
28.52.10.03.00	Tokarenje metalnih dijelova za mašinsku i mehaničku primjenu	0+1	ef. sati	244.783	244.783	2.200
		0	ef. sati	73.295	73.295	1.170
		1	ef. sati	171.488	171.488	1.030
28.52.10.05.00	Tokarenje metalnih dijelova za drumsku vozila (isklj. dijelove za šinska vozila koji su dobiveni lijevanjem, kovanjem, prešanjem, tiskanjem, valjanjem ili u metalurgiji praha)	0	ef. sati	323.838	323.838	8.011
28.52.10.07.00	Tokarenje metalnih dijelova za avione, svemirske letjelice i satelite	1	ef. sati	48.936	48.936	783

Vrsta proizvodnje: 0 - Redovna proizvodnja

1 - Proizvodnja na osnovu ugovora

INDUSTRIJSKA PROIZVODNJA U 2007 GODINI – PRETHODNI PRODCOM REZULTATI

Šifra	Naziv proizvoda i djelatnost	Vrsta proizvodnje	Mjerna jedinica	Proizvedena količina	Prodana količina	Vrijednost prodaje (u .000 KM)
28.52.10.09.00	Tokarenje metalnih dijelova za električne mašine i opremu, TV i radioaparate, videoaparate	0	ef. sati	6.603	6.603	66
28.52.10.13.00	Tokarenje metalnih dijelova za proizvode od željeza i čelika, bakra i aluminijska (isklj. ljevano) iz stavaka HS 7326, 7419, 7616; tokarenje metalnih dijelova za vozila i aparate šinske opreme iz stavaka HS 86	0	ef. sati	15.445	15.445	201
28.52.20.00.00	Ostale opće usluge mehaničkog inženjeringa (isklj. tokarenje metalnih dijelova)	0+1	ef. sati	131.943	131.943	1.968
		0	ef. sati	79.277	79.277	1.129
		1	ef. sati	52.666	52.666	839
28.6	Proizvodnja sječiva, alata i metalne robe opće namjene					
28.61	Proizvodnja sječiva					
28.61.14.40.00	Pribor za jelo i ostali stolni pribor (osim stolnih noževa, uklj. noževe za ribu i maslac) od nehrđajućeg čelika ili ostalih baznih metala	0	kom	143.578	143.286	42
28.62	Proizvodnja alata					
28.62.10.10.00	Ašovi i lopate	0	kg	70.000	70.000	345
28.62.10.20.00	Vile za upotrebu u poljoprivredi, vrtlarstvu i šumarstvu	0	kg	30.000	30.000	132
28.62.10.30.01	Krampovi i pijuci	0	kg	62.000	62.000	436
28.62.10.30.02	Motike	0	kg	25.000	25.000	110
28.62.10.30.03	Grablje	0	kg	20.000	20.000	88
28.62.10.40.00	Sjekire, bradve i slični alat za sječenje i cijepanje (isklj. sjekire za led)	0	kg	66.000	66.000	348
28.62.10.70.00	Kose, srpovi i ostali ručni alat za poljoprivredu, vrtlarstvo i šumarstvo (isklj. noževe na sklapanje)	0	kg	15.000	15.000	66
28.62.30.55.00	Čekići, maljevi, ručni, sa metalnim radnim dijelom	0	kg	11.000	11.000	66
28.62.30.65.00	Ručni alat za domaćinstvo	0	kg	4.000	4.000	17
28.62.30.73.00	Ostali alati za zidare, kalupare, ljevac, cementere, štukatere, licioce	0	kg	15.000	15.000	30
28.62.30.77.00	Ostali ručni alati d.n. (uklj. alate s patronom za zakivanje, spajanje, te alati za žbukanje i bojanje zidova)	0	kg	44.800	44.800	698
28.62.30.85.00	Škripovi, stege i ostale stezne naprave	0	kg	7.000	7.000	30
28.62.40.14.00	Alati za izradu unutrašnjih navoja na metalu	0	kg	140.832	145.026	7.053
28.62.40.16.00	Alati za izradu vanjskih navoja na metalu	0	kg	44.975	41.002	993
28.62.40.27.00	Bušilice, s radnim dijelom od sinteriranih metalnih karbida, za bušenje metala (isklj. neugrađene pločice, štapiće, vrhove i sl. elemente od alate, od sinteriranih metalnih karbida)	0	kg	24.617	18.783	951

Vrsta proizvodnje: 0 - Redovna proizvodnja

1 - Proizvodnja na osnovu ugovora

INDUSTRIJSKA PROIZVODNJA U 2007 GODINI – PRETHODNI PRODCOM REZULTATI

Šifra	Naziv proizvoda i djelatnost	Vrsta proizvodnje	Mjerna jedinica	Proizvedena količina	Prodata količina	Vrijednost prodaje (u .000 KM)
28.62.40.48.00	Alati za razvrtnje metala, s radnim dijelom od materijala koji nisu dijamanti ili aglomerirani dijamanti	0	kg	280.908	333.595	12.959
28.62.40.69.00	Glodala, za obradu ostalih materijala osim metala	0	kg	16.800	16.800	310
28.62.40.71.00	Alati za tokarenje metala, s radnim dijelom od sinteriranih metalnih karbida (isklj. neugrađene pločice, štapiće i sl., od sinteriranih metalnih karbida, za alate)	0	kg	37.616	37.106	640
28.62.40.89.00	Kompleti koji se sastoje od dva ili više ručnih alata iz stavka HS 8205: čekići, odvijači, lampe za lemljenje, stege	0	kg	107.987	104.873	3.039
28.62.50.33.00	Alati za presovanje, kovanje i probijanje metala (isklj. alate s drškom i ručne alate)	0	kg	47.500	47.500	577
28.63	Proizvodnja brava i okova					
28.63.11.50.00	Brave, za motorna vozila, od baznih metala	0	kg	872	876	26
28.63.13.30.00	Kopče i okviri s kopčama, za brave od baznih metala (isklj. zatvarače i kopče za ručne torbe, torbe za spise i poslovne kase)	0	kg	4.308	4.308	275
28.63.14.40.00	Okovi, pribor i slični odgovarajući proizvodi za građevinarstvo, od baznih metala (isklj. šarke, točkice, brave i ključeve, ugrađene špijunke opremljene optičkim elementima i zasunima koji se otvaraju ključem).	0	kg	152.900	152.900	292
28.63.14.50.00	Okovi, pribor, i slični odgovarajući proizvodi za namještaj, od baznih metala (isklj. šarke, točkice, brave i ključeve).	0	kg	1.402.754	1.605.286	3.550
28.7	Proizvodnja ostalih metalalnih proizvoda					
28.71	Proizvodnja čelične buradi i sličnih posuda od čelika					
28.71.11.00.01	Bačve od crnog lima (isklj. za plin) od željeza i čelika, $\geq 50\text{ l} \leq 300\text{ l}$	0	kom	9.439	4.545	2.222
28.71.11.00.02	Ostala ambalaža (isklj. za plin) od željeza i čelika, $\geq 50\text{ l} \leq 300\text{ l}$	0	kom	334.391	237.990	1.811
28.72	Proizvodnja ambalaže od lakih metala					
28.72.13.30.00	Krunski čepovi, od željeza ili čelika	0	kom	0	741.000	6
28.72.13.70.00	Zatvarači, čepovi, kapice i poklopci, od baznih metala (isklj. poklopce, krunske čepove, aluminijske zatvarače, čepove, kapice i poklopce promjera $> 21\text{ mm}$)	0	kg	144.631	143.613	4.121
28.73	Proizvodnja žičanih proizvoda					

Vrsta proizvodnje: 0 - Redovna proizvodnja

1 - Proizvodnja na osnovu ugovora

INDUSTRIJSKA PROIZVODNJA U 2007 GODINI – PRETHODNI PRODCOM REZULTATI

Šifra	Naziv proizvoda i djelatnost	Vrsta proizvodnje	Mjerna jedinica	Proizvedena količina	Prodana količina	Vrijednost prodaje (u .000 KM)
28.73.11.30.00	Željezne i čelične upletene žice, užad i kablovi (uklj. upletenu žicu i kabal ili užad električno neizolirane, sa priborom ili bez njega) (isklj. električno izolirane)	0	kg	629.764	629.764	3.351
28.73.11.50.00	Željezne i čelične pletene trake, pletivo i slično (isklj. električno izolirane)	0	kg	375	375	1
28.73.12.30.00	Bodljikava žica i zapletena bodljikava žica, od čelika ili čelične žice	0	kg	21.730	20.660	46
28.73.13.20.00	Zavarene rešetke, armaturne mreže i ograde, napravljene od žice promjera \geq 3 mm, s oknima \geq 100 cm ² (uklj. s poledinom od papira, kakve se koriste s cementom i malterom), od željeza i čelika	0+1	kg	125.555.869	124.073.668	123.765
		0	kg	119.292.689	117.963.228	123.199
		1	kg	6.263.180	6.110.440	566
28.73.13.30.00	Zavarene rešetke, armaturne mreže i ograde, napravljene od žice promjera < 3 mm (uklj. s poledinom od papira, kakve se koriste s cementom i malterom)	0	kg	46.678.791	44.083.307	53.113
28.73.13.43.00	Tkane nezavarene žičane ograde, rešetke, mreže i ograde (isklj. presvučene plastikom)	0	kg	24.650	28.185	50
28.73.13.50.00	Vučeno željezo ili čelik	0	kg	169.598	169.598	178
28.73.14.10.00	Željezni i čelični čavlići za crtaću dasku (isklj. s bakrenom glavom ili bakrenim šiljkom)	0	kg	479.467	476.853	714
28.73.14.20.00	Željezni i čelični ekseri hladnospresovani od žice u trakama ili namotima (isklj. s glavom od bakra ili bakrene legure)	0	kg	302.000	266.000	362
28.73.14.50.00	Ostali ekseri ili čavlići hladnospresani od željezne i čelične žice isklj. obložene ili premazane cinkom, otvrdnute, u trakama ili namotima	0	kg	484.935	478.009	623
28.73.14.60.00	Željezni i čelični ekseri, čavlići, valoviti ekseri ili pričvrtnice isklj. hladnospresani od žice, s glavom od bakra ili bakrenih legura, pričvrtnice u trakama za upotrebu u kancelarijama, tapetarstvu ili pakovanju	0	kg	268.791	239.596	410
28.73.15.10.00	Prevučene elektrode, od baznih metala, za elektrolučno zavarivanje	0	kg	330.390	320.961	932
28.73.15.30.00	Žica od baznih metala s jezgrom za električno zavarivanje (isklj. žicu i šipku iz jezgre lema, sastojaka za lemljenje ili legura za lemljenje sa težinskim udjelom bilo kojeg plemenitog metala \geq 2%)	0	kg	993.846	994.550	895
28.73.15.70.00	Žice i šipke od aglomeriranog praha baznih metala, korištene za raspršivanje (uklj. dijelove)	0	kg	19.200	19.200	25
28.73.16.00.00	Igle za šivanje, pletenje, kukičanje i slični proizvodi za ručnu upotrebu, od željeza i čelika	0	kg	753.607	743.923	744

Vrsta proizvodnje: 0 - Redovna proizvodnja

1 - Proizvodnja na osnovu ugovora

INDUSTRIJSKA PROIZVODNJA U 2007 GODINI – PRETHODNI PRODCOM REZULTATI

Šifra	Naziv proizvoda i djelatnost	Vrsta proizvodnje	Mjerna jedinica	Proizvedena količina	Prodana količina	Vrijednost prodaje (u .000 KM)
28.74	Proizvodnja veznih elemenata, vijčanih proizvoda, lanaca i opruga					
28.74.11.13.00	Vijci izrađeni tokarenjem ..., s tijelom debljine ≤ 6 mm	0	kg	725.833	725.955	1.951
28.74.11.85.00	Matice od nehrđajućeg čelika (isklj. matice izrađene tokarenjem od šipki, profila i žice, punog presjeka i promjera otvora ≤ 6 mm)	0	kg	11.518	11.518	26
28.74.11.90.00	Proizvodi bez navoja, od željeza i čelika	0	kg	1.239.405	1.239.505	6.561
28.74.12.30.00	Željezni i čelični podlošci (isklj. elastične i druge sigurnosne podloške)	0	kg	2.846.679	2.800.893	12.149
28.74.14.13.00	Željezne i čelične toplooblikovane lisnate opruge i listovi za njih	0	kg	1.425.584	1.411.046	585
28.74.14.55.00	Željezne i čelične disk opruge	0	kg	349.970	350.188	830
28.74.20.50.00	Željezni ili čelični lanci isklj. lance s karikama, klizne lance, okovane lance i zavarene lance - kružne lance ili ostale proizvode gdje lanci imaju pomoćnu ulogu, geodetske lance	0	kg	109.410	118.033	606
28.75	Proizvodnja ostalih metalnih proizvoda, d.n.					
28.75.11.27.00	Kade, od željeza ili čelika	0	kom	17.355	22.986	937
28.75.11.31.00	Sanitarni proizvodi i dijelovi sanitarnih proizvoda, od željeza i čelika	0	kg	108.723	146.287	890
28.75.12.23.00	Stolni proizvodi, ..., od nehrđajućeg čelika	1	kg	190.400	190.400	1.107
28.75.12.43.00	Stolni predmeti, ..., od željeza i čelika, d.n.	1	kg	540.000	540.000	354
28.75.12.80.00	Željezna i čelična vuna, jastučići, rukavice i slični proizvodi za ribanje, poliranje i slične namjene	0	kg	13.971	13.751	162
28.75.23.50.00	Spajalice u traci, za upotrebu u kancelariji, tapetiranje i pakovanje, od baznih metala	0	kg	6.471	6.878	33
28.75.27.19.00	Lijevani proizvodi, od željeza i čelika, d.n.	0	kg	335.938	310.028	947
28.75.27.22.00	Kovani ili presovani proizvodi od željeza ili čelika, d.n.	0	kg	722.360	57.593	111
28.75.27.31.00	Željezne ili čelične ljestve i podnožnjaci (isklj. kovane ili otisnute)	0	kg	38.440	38.440	154
28.75.27.33.00	Željezne i čelične palete i slične podloge za slaganje robe radi prijevoza	0	kg	38.041	33.911	56
28.75.27.37.00	Željezni ili čelični nemehanički ventilatori, žljebovi, kuke i slični proizvodi za upotrebu u građevinskoj industriji (isklj. kovane ili otisnute)	0	kg	66.440	70.270	95
28.75.27.49.00	Ostali proizvodi, od željeza i čelika	0+1	kg	19.620.684	7.792.099	6.247
		0	kg	19.292.638	7.464.053	6.051
		1	kg	328.046	328.046	196

Vrsta proizvodnje: 0 - Redovna proizvodnja

1 - Proizvodnja na osnovu ugovora

INDUSTRIJSKA PROIZVODNJA U 2007 GODINI – PRETHODNI PRODCOM REZULTATI

Šifra	Naziv proizvoda i djelatnost	Vrsta proizvodnje	Mjerna jedinica	Proizvedena količina	Prodana količina	Vrijednost prodaje (u .000 KM)
28.75.27.55.00	Proizvodi od aluminijuma kao što su; kontrolni priključci, žljebovi i žljebaste posude, merdevine i podnjožnjaci, napršnjaci, venecijanske žaluzine, kutije za cigarete, kutije za puder i kozmetiku (isklj. od lijevanog aluminija)	0	kg	81.972	81.972	1.223
28.75.27.69.00	Ostali proizvod od nikla, d.n.	0	kg	22.630	22.630	240
28.75.27.83.00	Željezne ili čelične savitljive cijevi (isklj. gumene cijevi za instalaciju koje sadrže ili je na njih pričvršćeno vanjsko metalno pojačanja, savitljive instalacijske cijevi, napravljene u formi dijelova za mašine ili vozila)	0	kg	7.380	7.380	21
28.75.27.87.00	Ploče sa oznakama, nazivima, adresama i slične ploče, brojevi, slova i drugi znakovi od baznih metala (isklj. osvijetljene)	0	kg	43.110	42.165	572

DK PROIZVODNJA MAŠINA I UREĐAJA, D.N.

29 Proizvodnja mašina i uređaja, d.n.

29.1 Proizvodnja mašina za proizvodnju i korištenje mehaničke energije, osim motora za avione i motorna vozila

29.11 Proizvodnja motora i turbina, osim motora za avione i motorna vozila

29.11.92.00.00	Održavanje i popravci motora i turbina (isklj. motore za avione i motorna vozila)	0+1	ef. sati	156.049	156.049	1.774
		0	ef. sati	29.650	29.650	573
		1	ef. sati	126.399	126.399	1.201

29.12 Proizvodnja pumpi i kompresora

29.12.21.70.00	Pumpe za gorivo, mazivo i rashladne medije, za motore s unutrašnjim sagorjevanjem	0	kom	333.257	348.790	14.037
29.12.36.30.00	Oscilirajući potisni kompresori, koji stvaraju pritisak ≤ 15 bara, kapaciteta ≤ 60 m ³ /sat	0	kom	145	177	619
29.12.36.70.00	Oscilirajući potisni kompresori, koji stvaraju pritisak >15 bara, kapaciteta ≤ 120 m ³ /sat	0	kom	8	13	452
29.12.41.30.00	Pneumatska oprema i njeni sastavni i rezervni dijelovi	0	kg	254.435	254.435	1.408
29.12.41.50.00	Hidraulička oprema, rezervni dijelovi i dijelovi sklopa	0	kg	20.681	20.681	536
29.12.42.00.00	Dijelovi crpki za tekućine i dijelovi podizača tekućina	0	kg	4.000	3.000	150
29.12.92.00.00	Održavanje i popravci crpki i kompresora	0	ef. sati	10.510	10.510	263

29.14 Proizvodnja ležaja, prenosnika, prenosnih i pogonskih elemenata

29.14.24.32.00	Mjenjačke kutije sa zupčanicima za nepokretnu opremu, kutije s čelnim i spiralnim zupčanicima	0	kg	323	323	47
----------------	---	---	----	-----	-----	----

Vrsta proizvodnje: 0 - Redovna proizvodnja

1 - Proizvodnja na osnovu ugovora

INDUSTRIJSKA PROIZVODNJA U 2007 GODINI – PRETHODNI PRODCOM REZULTATI

Šifra	Naziv proizvoda i djelatnost	Vrsta proizvodnje	Mjerna jedinica	Proizvedena količina	Prodana količina	Vrijednost prodaje (u .000 KM)
29.14.24.40.00	Ostale mjenjačke kutije sa zupčanicima	0	kg	35.244	35.244	675
29.14.31.30.00	Kuglice, iglice i valjci za kuglične ili valjkaste ležajeve	0	kg	1.712.530	1.715.630	8.988
29.14.33.50.00	Dijelovi prijenosa, zubaca i radilica, kurble, otvorenih valjkasti ležajevi osovina, zupčanika, kuglično /valjkastih vijaka, mjenjačkih kutija, pretvarača snage, zamašnjaka, koloturnika, spojnice, osovinskih spojki, univerzalnih spojnika	0	kg	229.091	229.091	1.674
29.2	Proizvodnja ostalih mašina opće namjene					
29.22	Proizvodnja uređaja za dizanje i prenošenje					
29.22.11.50.00	Ručno upravljane dizalice s lancem (isklj. one za dizanje vozila, pokretane elektromotorom)	0	kom	48	59	68
29.22.13.50.00	Hidraulične dizalice za teški teret i hidraulične dizalice za vozila (isklj. one koje se koriste u garažama)	0	kom	600	667	108
29.22.14.70.00	Oprema za dizanje isklj. mosne putujuće kranove, tornjeve, transporter, postolja, portale, mosne ili podest-konzolne kranove, pokretne konstrukcije za dizanje ili jahaće prihvatne dizalice, samohodne mašine	0	kom	2	2	8
29.22.15.35.00	Samohodni viljuškari za teške terene i ostali, neelektrični, za podizanje na visinu <1 m	0	kom	2	2	25
29.22.19.30.00	Dijelovi dizalica-koloturnika, izvoznih uređaja za okna, viljuškara, uređaja za dizanje, rukovanje itd. tj. uređaja iz stavaka HS8427 i 8428 (isklj. za lična i teretna dizala (liftove), vjedrična dizala i pokretne stepenice)	0	kg	318.735	318.735	1.181
29.22.19.70.00	Dijelovi za samohodna radna kolica, prijenosnike vozila za transport robe na kratkim udaljenostima, traktore na željezničkim stanicama (isklj. prijenosnike opremljene u uređajima za podizanje i rukovanje)	0	kg	1.100	1.100	2
29.22.20.00.00	Vedra, lopate, hvataljke i kliješta za dizalice s pokretnim krakom za brodove, kranove, pokretne konstrukcije za dizanje, radne prijenosnike s kranom, buldožere, poravnače, iskopače, bagere itd., ralice za snijeg	0	kg	149.946	126.560	800
29.22.92.00.00	Održavanje i popravci uređaja za dizanje i prenošenje	0	ef. sati	34.866	34.866	331
29.23	Proizvodnja rashladne i ventilacione opreme, osim one za domaćinstvo					
29.23.12.20.00	Uređaji za klimatizaciju, prozorski i zidni, kompaktni i razdvojeni	0	kom	466	466	2.517

Vrsta proizvodnje: 0 - Redovna proizvodnja
1 - Proizvodnja na osnovu ugovora

INDUSTRIJSKA PROIZVODNJA U 2007 GODINI – PRETHODNI PRODCOM REZULTATI

Šifra	Naziv proizvoda i djelatnost	Vrsta proizvodnje	Mjerna jedinica	Proizvedena količina	Prodana količina	Vrijednost prodaje (u .000 KM)
29.23.14.10.00	Uređaji i aparati za filtriranje ili pročišćavanje zraka (isklj. dovodne filtere za motore s unutrašnjim sagorijevanjem)	0	kom	15.227	14.343	53
29.23.20.50.00	Centrifugalni ventilatori (isklj. stolne, podne, zidne, prozorske, stropne ili krovne ventilatore opremljene elektromotorom izlazne snage ≤ 125 W)	0	kom	12.752	12.752	1.428
29.23.20.70.00	Ostali ventilatori (isklj. stolne, podne, zidne, stropne ili krovne ventilatore opremljene elektromotorom izlazne snage ≤ 125 W, osovinske i centrifugalne ventilatore)	0	kom	48.684	48.684	1.404
29.23.30.10.00	Dijelovi uređaja za klimatizaciju (uklj. kondenzatore, apsorbere, isparivače i generatore)	0	kg	1.728	1.728	4
29.23.30.90.00	Dijelovi opreme, osim aparata za domaćinstvo, za termičku obradu iz stavka HS8419	0	kg	96.200	96.200	1.356
29.24	Proizvodnja ostalih mašina opće namjene, d.n.					
29.24.13.30.00	Filteri za ulje i gorivo, za motore s unutrašnjim sagorijevanjem	0	kom	5.187.710	5.080.629	22.728
29.24.13.50.00	Filteri za usisni zrak, za motore s unutrašnjim sagorijevanjem	0	kom	2.262.954	2.255.254	10.488
29.24.21.70.00	Mašine za pakovanje ili zamotavanje (isklj. mašine za punjenje, zatvaranje, pečačenje ili etiketiranje boca, limenki, kutija i slične ambalaže).	0	kom	8	8	82
29.24.54.00.00	Neautomatske posude za podmazivanje, nastavci za podmazivanje, uljni prstenovi za brtvljenje, upravljačke ručice u obliku kotura, poluge ili hvataljke, pričvršćivači i postolja za mašine	0	kg	57.600	57.600	474
29.3	Proizvodnja mašina za poljoprivredu i šumarstvo					
29.32	Proizvodnja ostalih mašina za poljoprivredu i šumarstvo					
29.32.11.30.00	Plugovi, za vodoravno rezanje zemlje	0	kom	54	60	90
29.32.11.70.00	Tanjirače	0	kom	35	38	95
29.32.12.10.00	Drljače i kultivatori	0	kom	31	49	196
29.32.32.30.00	Okretači sijena, krilni (bočni) premetači i grablje	0	kom	29	29	23
29.32.65.30.00	Mašine za šumarstvo	0	kom	3	2	14
29.32.65.50.00	Ostale mašine za poljoprivredu, šumarstvo, hortikulturu, peradarstvo, pčelarstvo iz stavka HS 8436	0	kom	3	46	46
29.32.70.20.00	Dijelovi mašina za poljoprivredu, vrtlarstvo i šumarstvo, za pripremu i kultivaciju zemlje	0	kg	12.433	7.706	103
29.32.70.50.00	Dijelovi mašina i aparata iz stavka HS 8433	0	kg	90.427	90.427	804

Vrsta proizvodnje: 0 - Redovna proizvodnja

1 - Proizvodnja na osnovu ugovora

INDUSTRIJSKA PROIZVODNJA U 2007 GODINI – PRETHODNI PRODCOM REZULTATI

Šifra	Naziv proizvoda i djelatnost	Vrsta proizvodnje	Mjerna jedinica	Proizvedena količina	Prodana količina	Vrijednost prodaje (u .000 KM)
29.32.92.00.00	Održavanje i popravci mašina za poljoprivredu i šumarstvo	0	ef. sati	3.377	3.377	93
29.4	Proizvodnja alatnih mašina					
29.41	Proizvodnja ručnih prenosivih alata sa vlastitim pogonom					
29.41.11.03.00	Pneumatski rotacijski ručni alati (uklj. kombinirani rotacijsko-vibracijski)	0	kom	2.321	2.522	536
29.41.11.05.00	Pneumatski ručni alati (osim rotacijskih)	0	kom	151	172	100
29.41.11.15.00	Elektropneumatske ručne bušilice (uklj. mašine za bušenje, kuckanje ili tapkanje, mašine za provrtanje i bušilice za kamen)	0	kom	24	85	47
29.42	Proizvodnja ostalih alatnih mašina za obradu metala					
29.42.31.90.00	Mašine za blanjanje, kovanje ili prosijecanje i ostali alati ili prese, d.n.	0	kom	2	2	13
29.42.32.50.00	Numerički upravljane mašinske makaze za obradu metala (uklj. prese) (isklj. makaze kombinirane sa mašinama za probijanje)	0	kom	1	1	29
29.42.33.33.00	Nenumerički upravljane mašine za obradu metala; savijanje, namotavanje, ravnjanje ili izgladivanje plosnatih metalnih proizvoda (uklj. prese)	0	kom	29	29	407
29.42.33.50.00	Nenumerički upravljane mašinske makaze za obradu metala (uklj. prese) (isklj. makaze kombinirane sa mašinama za probijanje)	0	kom	13	13	264
29.42.33.70.00	Nenumerički upravljane mašine za prosijecanje ili odsijecanje (uklj. prese, makaze kombinirane sa mašinama za probijanje)	0	kom	1	1	4
29.42.34.80.00	Ostale prese nenumerički upravljane	0	kom	13	17	485
29.42.40.30.00	Dijelovi i oprema za alatne mašine za rezanje metala (isklj. držače alata i samootvarajuće glave za narezivanje navoja, držače predmeta, podione glave i druge posebne dodatne uređaje za alatne mašine)	0	kg	615.478	609.538	2.683
29.42.40.50.00	Dijelovi i oprema za alatne mašine za oblikovanje metala (isklj. držače alata i samootvarajuće glave za narezivanje navoja, podione glave i druge posebne dodatne uređaje za alatne mašine)	0	kg	691.575	684.999	3.192
29.42.92.00.00	Usluge održavanja i popravaka alatnih mašina za obradu metala	0	ef. sati	14.217	14.217	344

INDUSTRIJSKA PROIZVODNJA U 2007 GODINI – PRETHODNI PRODCOM REZULTATI

Šifra	Naziv proizvoda i djelatnost	Vrsta proizvodnje	Mjerna jedinica	Proizvedena količina	Prodana količina	Vrijednost prodaje (u .000 KM)
29.43	Proizvodnja ostalih alatnih mašina d.n.					
29.43.11.30.00	Mašinske pile za obradu kamena, keramike, betona, azbestnog cementa ili sličnih mineralnih materijala ili za hladnu obradu stakla	0	kom	1	1	10
29.43.12.33.00	Šinske mašinske pile za obradu drva, pluta, kosti i tvrde gume, tvrde plastike ili sličnih tvrdih materijala	0	kom	4.476	4.516	365
29.43.12.70.00	Mašine za cijepanje, sječenje ili ljuštenje, za obradu drva, pluta, kosti, tvrde gume, tvrde plastike ili sličnih tvrdih materijala	0	kom	1.020	1.020	5.086
29.43.31.50.00	Držači alata (isklj.nasadnike, stezna kliješta i rukavce)	0	kg	25.000	25.000	74
29.43.92.00.00	Usluge održavanja i popravaka alatnih mašina za obradu drva, pluta, kamena, tvrde gume i sličnih tvrdih materijala	1	ef. sati	2.038	2.038	20
29.43.92.00.00	Usluge održavanja i popravaka alatnih mašina za obradu drva, pluta, kamena, tvrde gume i sličnih tvrdih materijala	0+1	ef. sati			
29.5	Proizvodnja ostalih mašina za specijalne namjene					
29.51	Proizvodnja mašina za metalurgiju					
29.51.12.70.00	Dijelovi za valjaoničke stanove i pruge (osim valjaka)	0	kg	37.953	37.953	469
29.52	Proizvodnja mašina za rudnike, kamenolome i građevinarstvo					
29.52.11.00.00	Elevatori i transporter koji rade neprekidno, za radove pod zemljom	0	kom	10	10	212
29.52.24.00.00	Mašine za nabijanje, oprema i slično (samohodni s pogonom)	0	kom	46	46	64
29.52.40.80.00	Ostale mašine za obradu zemlje, kamena, ruda, itd., d.n.	0	kom	4.844	2.401	184
29.52.61.30.00	Dijelovi mašina za bušenje ili duboko bušenje	0	kg	61.000	62.000	1.679
29.52.61.50.00	Dijelovi mašina za premještanje zemlje, brodskih liftova, kranova, pomičnih liftova (isklj. kabliće, lopatice, hvataljke, držače, sječiva (sve tipove opreme za izgradnju), za mašine za bušenje ili dubinsko bušenje	0	kg	184.373	184.373	1.675
29.52.62.00.00	Dijelovi mašina iz stavaka HS 8474	0	kg	510.985	510.985	3.487
29.52.91.00.00	Usluge instaliranja mašina za rudnike, kamenolome i građevinarstvo	0	ef. sati	29.799	29.799	619
29.52.92.00.00	Usluge održavanja i popravaka mašina za rudnike, kamenolome i građevinarstvo	0+1	ef. sati	153.666	153.666	1.664
		0	ef. sati	127.742	127.742	1.146
		1	ef. sati	25.924	25.924	518

Vrsta proizvodnje: 0 - Redovna proizvodnja

1 - Proizvodnja na osnovu ugovora

INDUSTRIJSKA PROIZVODNJA U 2007 GODINI – PRETHODNI PRODCOM REZULTATI

Šifra	Naziv proizvoda i djelatnost	Vrsta proizvodnje	Mjerna jedinica	Proizvedena količina	Prodana količina	Vrijednost prodaje (u .000 KM)
29.53	Proizvodnja mašina za industriju hrane, pića i duhana					
29.53.13.00.00	Mašine za mljevenje i obradu žitarica ili sušenog mahunastog povrća (isklj. mašine za farmu)	0	kom	20	20	587
29.53.22.50.00	Dijelovi mašina za industrijsku pripremu i proizvodnju hrane i pića, iz stavka HS 8438	0	kg	12.989	12.989	168
29.53.91.00.00	Usluge instaliranja mašina za proizvodnju hrane, pića i duhana	0	ef. sati	70.720	70.720	1.874
29.53.92.00.00	Usluge održavanja i popravaka mašina za proizvodnju hrane, pića i duhana	0	ef. sati	24.542	24.542	368
29.54	Proizvodnja mašina za industriju tekstila, odjeće i kože					
29.54.41.10.00	Dijelovi i pribor za tekstilne mašine iz stavaka HS 8444 i 8445 i njihove pomoćne mašine	0	kg	1.687.193	1.462.443	1.638
29.55	Proizvodnja mašina za industriju papira i kartona					
29.55.12.70.00	Dijelovi mašina za rezanje, mašina za izradu vrećica, vreća, koverti, kartona, kutija, tuljaka, cijevi, bubnjeva i sličnih spremnika, za oblikovanje proizvoda od papira, papirne mase, kartona	0	kg	4.037	4.037	40
29.55.92.00.00	Usluge održavanja i popravaka mašina za industriju papira i kartona	0	ef. sati	100.800	100.800	1.271
29.56	Proizvodnja ostalih mašina za specijalne namjene, d.n.					
29.56.14.30.00	Mašine za fleksografsku štampu	0	kom	2	2	40
29.56.22.50.00	Sušilice, osim za domaćinstvo (isklj. one za poljoprivredne proizvode, drvo, papirnu masu, papir ili karton)	0	kom	0	0	0
29.56.24.20.00	Kalupi za lijevanje brizganjem ili pod pritiskom, za metal i metalne karbide (osim kalupa za ingote)	0	kom	60	60	455
29.56.24.70.00	Alati i kalupi za lijevanje brizganjem ili pod pritiskom, za gumu ili plastične mase	0	kom	143	143	1.891
29.56.26.30.00	Dijelovi mašina za ugradnju električnih/elektronskih lampi, cijevi, prekidača, sijalica bljeskalica u staklene omotače i za proizvodnju i toplu obradu stakla i proizvoda od stakla (isklj. kalupe za staklo)	0	kg	872.000	872.000	4.517
29.56.26.50.00	Dijelovi mašina za izradu gume ili plastike ili za izradu gumenih ili plastičnih proizvoda (isklj. kalup)	0	kg	7.305	7.305	230

INDUSTRIJSKA PROIZVODNJA U 2007 GODINI – PRETHODNI PRODCOM REZULTATI

Šifra	Naziv proizvoda i djelatnost	Vrsta proizvodnje	Mjerna jedinica	Proizvedena količina	Prodana količina	Vrijednost prodaje (u .000 KM)
29.7	Proizvodnja aparata za domaćinstvo, d.n.					
29.71	Proizvodnja električnih aparata za domaćinstvo					
29.71.11.10.00	Kombinirani hladnjaci-zamrzivači, s odvojenim vanjskim vratima	0	kom	54.921	55.246	14.087
29.71.11.33.00	Hladnjaci za domaćinstvo (uklj. kompresorske, električno-apsorpcijske) (isklj. one za ugradnju)	0	kom	71.476	69.848	14.947
29.71.11.70.00	Zamrzivači uspravnog tipa, kapaciteta ≤ 900 litara	0	kom	10.102	8.056	2.215
29.71.15.30.00	Stolni, podni, zidni, prozorski, stropni ili krovni ventilatori s ugrađenim elektromotorom, snage ≤ 125 W	0	kom	14.159	13.717	256
29.71.21.30.00	Aparati za glancanje poda s ugrađenim elektromotorom, za domaćinstvo	1	kom	1.000	1.000	14
29.71.23.73.00	Električne pegle na paru (uklj. bežične pegle, krojačke pegle)	1	kom	40.000	40.000	505
29.71.25.30.00	Električni protočni grijači vode	0	kom	38	53	19
29.71.25.50.00	Električni grijači vode (uklj. akumulacijske grijače) (isklj. protočne)	0	kom	964	862	491
29.71.26.90.00	Električni grijači prostora, ostali	0	kom	151	83	4
29.71.30.30.00	Dijelovi elektromehaničkih aparata s ugrađenim elektromotorom, za domaćinstvo	1	kg	49.899	49.899	195
29.71.30.50.00	Dijelovi aparata za brijanje i šišanje s ugrađenim elektromotorom	1	kg	112.278	112.278	584
29.72	Proizvodnja neelektričnih aparata za domaćinstvo					
29.72.11.50.00	Aparati za kuhanje i grijači tanjira (uklj. one s pomoćnim kotlom za centralno grijanje), na čvrsta goriva, od željeza ili čelika	0	kom	13.560	13.474	3.004
29.72.12.70.00	Aparati za domaćinstvo na čvrsta goriva (uklj. grijače, kamine; osim aparata za kuhanje i grijače tanjira), od željeza ili čelika	0	kom	2.105	2.066	1.501
29.72.20.00.00	Dijelovi peći, štednjaka, kamina, kuhala, roštilja, plinskih kuhala, grijača tanjira i sličnih neelektričnih aparata za domaćinstvo na plin, tekuća/čvrsta goriva, od željeza ili čelika	0	kg	0	2.326	8
DL	PROIZVODNJA ELEKTRIČNIH I OPTIČKIH UREĐAJA					
30	Proizvodnja kancelarijskih mašina i računara					
30.0	Proizvodnja kancelarijskih mašina i računara					
30.01	Proizvodnja kancelarijskih mašina					
30.01.13.50.00	Registarske blagajne	0	kom	0	11	8
30.01.21.70.00	Elektrostatički fotokopirni aparati	0	kom	1	1	21

Vrsta proizvodnje: 0 - Redovna proizvodnja

1 - Proizvodnja na osnovu ugovora

INDUSTRIJSKA PROIZVODNJA U 2007 GODINI – PRETHODNI PRODCOM REZULTATI

Šifra	Naziv proizvoda i djelatnost	Vrsta proizvodnje	Mjerna jedinica	Proizvedena količina	Prodana količina	Vrijednost prodaje (u .000 KM)
30.02	Proizvodnja računara i ostale opreme za obradu podataka					
30.02.11.00.00	Analogne i hibridne mašine za automatsku obradu podataka	0	kom	471	471	577
30.02.12.00.00	Prenosivi osobni računari kao laptop i palm-top	0	kom	2.725	2.725	3.030
30.02.13.00.00	Stolni personalni računari	0	kom	22.682	22.682	23.781
30.02.14.00.00	Digitalne mašine za kompjutersku obradu podataka, napravljeni kao sistemi	0	kom	42	42	408
30.02.16.70.00	Ostale ulazne ili izlazne jedinice, sa ili bez jedinice za pohranu u istom kućištu (uklj. 'miševe') (isklj. štampače i tastature)	0	kom	5.284	5.245	217
30.02.17.30.00	Centralne jedinice za pohranu	0	kom	338	338	67
30.02.17.55.00	CD-ROM čitači	0	kom	69	69	3
30.02.17.90.00	Jedinice za pohranu (isklj. centralne jedinice za pohranu, diskove i magnetske trake za pohranu)	0	kom	5	5	1
30.02.18.00.00	Ostale mašine za kompjutersku obradu podataka, d.n.	0	kom	142	142	161
30.02.19.00.00	Dijelovi i pribor za elektroničke računare i ostale mašine za kompjutersku obradu podataka	0	kg	265	265	65
30.02.90.00.00	Usluge instaliranja računara i druge opreme za automatsku obradu podataka	0	ef. sati	124.225	124.225	2.081
31	Proizvodnja električnih mašina i aparata, d.n.					
31.1	Proizvodnja električnih motora, generatora i transformatora					
31.10	Proizvodnja električnih motora, generatora i transformatora					
31.10.32.35.00	Generatorski agregati s klipnim motorima s unutrašnjim sagorijevanjem na paljenje pomoću svjećice, snage >7,5 kVA	0	kom	15	15	370
31.10.41.30.00	Transformatori s tekućim dielektrikom, kapaciteta snage ≤ 650 kVA	1	kom	350	350	149
31.10.42.35.00	Ostali transformatori (d.n.), kapaciteta snage ≤ 1 kVA	0	kom	654.850	661.182	407
31.10.42.53.00	Mjerni transformatori, kapaciteta snage >1 kVA ali ≤ 16 kVA (uklj. za mjerenje napona)	0	kom	85	85	1.016
31.10.50.80.00	Induktori, (isklj. indukcijske namotaje, reaktivne namotaje za katodne cijevi, sijalice i cijevi s pražnjenjem)	0	kom	7.626.393	7.568.434	4.597
31.10.61.00.00	Dijelovi podesni za električne motore i generatore iz stavaka HS 8501 i 8502	0	kg	414.823	414.823	15.142
31.10.62.05.00	Dijelovi transformatora i induktora (isklj. feritne jezge)	0	kg	32.754	32.754	721
31.10.92.00.00	Usluge održavanje, popravaka i ponovno namotavanje elektromotora, generatora i transformatora	0	ef. sati	361.884	361.884	2.911

Vrsta proizvodnje: 0 - Redovna proizvodnja

1 - Proizvodnja na osnovu ugovora

INDUSTRIJSKA PROIZVODNJA U 2007 GODINI – PRETHODNI PRODCOM REZULTATI

Šifra	Naziv proizvoda i djelatnost	Vrsta proizvodnje	Mjerna jedinica	Proizvedena količina	Prodana količina	Vrijednost prodaje (u .000 KM)
31.2	Proizvodnja opreme za kontrolu distribucije električne energije					
31.20	Proizvodnja opreme za kontrolu distribucije električne energije					
31.20.10.10.00	Osigurači za napon > 1 kV	0	kom	11.775	12.073	290
31.20.10.30.00	Automatski prekidači strujnih krugova, za napon >1 kV ali ≤ 72,5 kV	0	kom	14	14	126
31.20.10.40.00	Automatski prekidači strujnih krugova, za napon > 72,5 kV	0	kom	67	67	758
31.20.10.53.00	Izolacijski rastavljači i sklopke za napon >1 kV ali ≤ 72,5 kV	0	kom	508	508	922
31.20.10.70.00	Gromobrani, odvodnici prenapona, ograničavala i prigušivači za napon >1 kV	0	kom	1	1	1
31.20.21.50.00	Osigurači za napon ≤ 1 kV, jačine struje >10 A ali ≤ 63 A	0	kom	2.865	1.867	36
31.20.21.70.00	Osigurači, za napon ≤ 1 kV, jačine struje >63 A	0	kom	154.127	156.127	390
31.20.22.30.00	Automatski prekidači (osigurači) strujnih krugova, za napon ≤ 1 kV, jačine struje ≤ 63 A	0	kom	561.342	540.481	1.816
31.20.23.70.00	Električni uređaji za zaštitu strujnih krugova, za napon ≤ 1 kV, jačine struje >125 A (isklj. osigurače, automatske prekidače strujnih krugova)	0	kom	80.585	70.088	475
31.20.24.33.00	Releji, za napon ≤ 60 V, jačine struje ≤ 2 A	0	kom	1.681	1.644	37
31.20.24.50.00	Releji i kontaktori, za napon >60 V ali ≤ 1 kV	0	kom	1.840	4.135	125
31.20.25.00.01	Prekidači (d.n.) za napon ≤ 1000 V, za zaštitu i upravljanje i pomoćne strujne krugove	0	kom	224.396	227.206	962
31.20.25.00.03	Prekidači (d.n.) za napon ≤ 1000 V, za upotrebu u industriji i sl.	0	kom	3.237	4.551	692
31.20.25.00.04	Prekidači (d.n.) za napon ≤ 1000 V, za električne primjene, koji rade elektromehanički	0	kom	15.377	21.507	459
31.20.26.00.00	Grla za sijalice, za napon ≤ 1 kV	0	kom	123.920	116.420	210
31.20.27.50.00	Električni utikači i utičnice, za napon ≤ 1 kV (isklj. za koaksijalne kablove, za štampane krugove)	0	kom	377.195	350.806	901
31.20.27.70.00	Priključni i kontakti elementi za žice i kablove, za napon ≤ 1 kV	0	kom	81.000	116.213	109
31.20.27.80.00	Ostali uređaji za povezivanje u električni strujni krug, za napon ≤ 1 000 V	0	kom	2.574.641	2.011.421	312
31.20.31.70.00	Ostali pultovi, ploče, kabineti i sl. za smještaj oprema za električno upravljanje, distribuciju električne energije, za napon ≤ 1000 V	0	kom	5.144	5.144	3.181
31.20.40.30.00	Ormari, pultovi, ploče, stolovi i ostala kućišta za smještaj uređaja za električno upravljanje i distribuciju električne energije (isklj. one sa već ugrađenom opremom)	0	kom	19.138	19.825	3.650

Vrsta proizvodnje: 0 - Redovna proizvodnja

1 - Proizvodnja na osnovu ugovora

INDUSTRIJSKA PROIZVODNJA U 2007 GODINI – PRETHODNI PRODCOM REZULTATI

Šifra	Naziv proizvoda i djelatnost	Vrsta proizvodnje	Mjerna jedinica	Proizvedena količina	Prodana količina	Vrijednost prodaje (u .000 KM)
31.20.91.00.00	Usluge instaliranje opreme za distribuciju i kontrolu električne energije	0	ef. sati	42.830	42.830	1.058
31.20.92.00.00	Usluge održavanje i popravak opreme za distribuciju i kontrolu električne energije	0	ef. sati	33.760	33.760	378
31.3	Proizvodnja izolirane žice i kablova					
31.30	Proizvodnja izolirane žice i kablova					
31.30.11.30.00	Izolirana žica za namotaje, lakirana i emajlirana	0	kg	438.181	409.563	3.383
31.30.13.70.00	Izolovani električni vodiči, bez obzira na to jesu li prilagođeni konektoru ili ne, za napon >80 V ali ≤ 1 000 V	0	kg	3.337.697	3.338.497	23.672
31.30.14.00.00	Izolovani električni vodiči, za napon >1 000 V (isklj. žice za namotaje, koaksijalne kablove i dr.izolovane električne vodiče, instalacije i paljenja drugih žičanih sklopova u vozilima, letjelicama i brodovima)	0	kg	7.136.063	7.380.153	50.460
31.4	Proizvodnja akumulatora, primarnih ćelija i primarnih baterija					
31.40	Proizvodnja akumulatora, primarnih ćelija i primarnih baterija					
31.40.21.30.00	Olovni akumulatori za pogon klipnih motora, težine ≤ 5 kg (isklj. one s tekućim elektrolitom)	0	kom	40.846	42.912	2.975
31.5	Proizvodnja električnih sijalica i uređaja za osvjetljavanje					
31.50	Proizvodnja električnih sijalica i uređaja za osvjetljavanje					
31.50.14.60.00	Sijalice sa žarnom niti, za motorna vozila (isklj. zatvorene reflektorske uloške s ugrađenim sijalicama, volfram-halogene sijalice)	0	kom	4.557	5.177	5
31.50.21.00.00	Prijenosne električne svjetiljke, na suhe baterije, akumulatora ili elektromagnete (isklj. za bicikle ili motorna vozila)	0	kom	2	3	0
31.50.22.00.00	Električne stolne, uz krevet ili stojeće svjetiljke	0	kom	100	100	9
31.50.24.00.00	Osvjetljeni znakovi, osvjetljene pločice s imenima i slično (uklj. cestovne znakove)	0	kom	1.509	1.509	3.112
31.50.25.30.00	Lusteri i ostala električna plafonska ili zidna svjetleća tijela (isklj. za rasvjetu javnih otvorenih prostora ili sobračajnica)	0	kom	14.425	14.795	633
31.50.33.00.00	Reflektori za otvorene prostore (uklj. reflektore za pozornice, fotografski i filmski studio)	0	kom	6.535	6.535	948
31.6	Proizvodnja ostale električne opreme, d.n.					
31.61	Proizvodnja električne opreme za motore i vozila, d.n.					
31.61.21.30.00	Svjećice za paljenje	0	kom	7.812.598	8.036.556	6.402
31.61.22.30.00	Starteri i starter-generatori dvostruke namjene	0	kg	1.081.875	1.082.648	4.984

Vrsta proizvodnje: 0 - Redovna proizvodnja

1 - Proizvodnja na osnovu ugovora

INDUSTRIJSKA PROIZVODNJA U 2007 GODINI – PRETHODNI PRODCOM REZULTATI

Šifra	Naziv proizvoda i djelatnost	Vrsta proizvodnje	Mjerna jedinica	Proizvedena količina	Prodana količina	Vrijednost prodaje (u .000 KM)
31.61.22.50.01	Generatori, d.n., za motore s unutrašnjim sagorijevanjem, za motorna vozila, osim za putničke automobile	0	kg	110.353	117.647	214
31.61.22.50.02	Generatori, d.n., za motore s unutrašnjim sagorijevanjem, za putničke automobile	0	kg	2.544	2.544	229
31.61.22.70.00	Oprema d.n., za motore s unutrašnjim sagorijevanjem	0	kg	76.885	76.885	730
31.61.23.30.00	Električna oprema za svjetlosnu i vizualnu signalizaciju, za motorna vozila (isklj. sijalice sa žarnom niti ili sijalice s pražnjenjem, zatvorene reflektorske uloške s ugrađenim sijalicama, ultraljubičaste, infracrvene i lučnice)	0	kg	4.613	4.305	251
31.61.23.50.00	Električna oprema za zvučnu signalizaciju za motocikle ili motorna vozila	0	kg	4.470	5.138	92
31.61.24.30.00	Dijelovi električne opreme za paljenje ili pokretanje, generatori i prekidači za motore s unutrašnjim sagorijevanjem	0	kg	188.720	143.734	1.773
31.61.24.50.00	Dijelovi električne opreme za rasvjetu, signalizaciju i sl. za motorna vozila iz stavka HS 8512	0	kg	37.079	33.222	726
31.62	Proizvodnja ostale električne opreme, d.n.					
31.62.16.70.00	Dijelovi električnih mašina i uređaja s posebnim funkcijama, d.n.	0	kg	1.507	943	27
31.62.16.90.00	Električni dijelovi mašina i aparata, d.n.	0	kg	1.371	1.371	104
31.62.91.00.00	Usluge instaliranja ostale električne opreme, isklj. električnu opremu za signalizaciju u motornom, cestovnom saobraćaju	0	ef. sati	66.560	66.560	2.059
31.62.92.00.00	Održavanje i popravak električne opreme (isklj. za distribuciju električne energije i kontrolu uređaja, motora, generatora i transformatora, televizijskih i radijskih odašiljaca)	0	ef. sati	27.456	27.456	478
32	Proizvodnja radio, televizijske i komunikacione opreme i aparata					
32.2	Proizvodnja televizijskih i radio-predajnika i aparata za linijsku telefoniju i telegrafiju					
32.20	Proizvodnja televizijskih i radiopredajnika i aparata za linijsku telefoniju i telegrafiju					
32.20.11.50.00	Odašiljači za radiodifuziju i televiziju bez ugrađenoga prijemnika	0	kom	7	7	41
32.20.20.20.00	Telefonski aparati (uklj. žične telefone s bežičnom telefonskom slušalicom, videofone i sl.) (isklj. aparate za odgovaranje na telefonske pozive koji nisu sastavni dio aparata)	0	kom	0	6	0
32.20.20.40.00	Telefonske i telegrafске centrale (isklj. releje i uklopnu opremu kao što su birači za automatsko telefonsko spajanje)	0	kom	45	45	753
32.20.91.00.00	Usluge instaliranja televizijskih i radijskih odašiljača	0	ef. sati	66.560	66.560	2.059

Vrsta proizvodnje: 0 - Redovna proizvodnja

1 - Proizvodnja na osnovu ugovora

INDUSTRIJSKA PROIZVODNJA U 2007 GODINI – PRETHODNI PRODCOM REZULTATI

Šifra	Naziv proizvoda i djelatnost	Vrsta proizvodnje	Mjerna jedinica	Proizvedena količina	Prodana količina	Vrijednost prodaje (u .000 KM)
32.3	Proizvodnja televizijskih i radio-prijemnika, aparata za snimanje i reprodukciju zvuka ili slike i proizvodnja prateće opreme					
32.30	Proizvodnja televizijskih i radio-prijemnika, aparata za snimanje i reprodukciju zvuka ili slike i proizvodnja prateće opreme					
32.30.52.39.00	Antene vanjske za prijam radijskih i televizijskih signala (uklj. okretne sisteme) (isklj. za prijam preko satelita, antenska pojačala i radiofrekvencijske oscilatore)	0	kom	0	5	0
32.30.91.00.00	Usluge instaliranja profesionalne radijske, televizijske, zvučne i videoopreme	0	ef. sati	30.763	30.763	2.000
33	Proizvodnja medicinskih, preciznih i optičkih instrumenata, satova					
33.1	Proizvodnja medicinske i hirurške opreme i ortopedskih pomagala					
33.10	Proizvodnja medicinske i hiruške opreme i ortopedskih pomagala					
33.10.15.17.00	Igle, kateteri, kanile i slično za medicinsku, hiruršku, zubarsku ili veterinarsku nauku (isklj. cjevaste metalne igle i igle za šivanje)	0	kom	71.518.765	71.518.765	3.865
33.10.15.53.00	Oprema za bubrežnu dijalizu	0	kom	59.013	59.013	127
33.10.15.79.00	Ostali instrumenti i aparati	0	kom	0	2	0
33.10.16.90.00	Ostali aparati za disanje i plinske maske, isključujući zaštitne maske, bez mehaničkih dijelova i izmjenjivih filtera	0	kom	188	188	47
33.10.17.39.01	Ortopedske cipele i slična pomagala za stopala	0	kom	5.473	5.473	593
33.10.17.39.02	Ortopedske sprave, uklj. štake, pojaseve za kilu i slično	0	kom	2.158	2.158	493
33.10.17.39.03	Šine i ostala ortopedska pomagala za prijelome	0	kom	23	23	23
33.10.17.53.00	Umjetni zubi od plastike (uklj. metalne pločice za učvršćivanje) (isklj. umjetna zubala ili dijelove umjetnih zubala)	0	kom	3.200	3.200	13
33.10.17.55.00	Umjetni zubi od ostalih materijala (uklj. metalne pločice za učvršćivanje) (isklj. umjetna zubala ili dijelove umjetnih zubala)	0	kom	1.718	1.718	86
33.10.17.59.00	Zubne proteze (uklj. umjetna zubala i dijelove umjetnih zubala, metalne krune, lijevane limene mostove, mostove od nehrđajućeg čelika) (isklj. pojedinačne umjetne zube)	0	kom	467	467	45
33.10.17.90.00	Umjetni dijelovi tijela (isklj. umjetne zube i zubne proteze, umjetne zglobove, ortopedska pomagala i pomagala za prijelome, stimulatori srca (pejsmejkere)	0	kom	375	375	788
33.10.20.30.00	Zubarske, brijačke ili slične stolice i njihovi dijelovi (isklj. zubarske fontane, zubarske stolice sa zubarskim uređajima)	0	kom	49	49	3

INDUSTRIJSKA PROIZVODNJA U 2007 GODINI – PRETHODNI PRODCOM REZULTATI

Šifra	Naziv proizvoda i djelatnost	Vrsta proizvodnje	Mjerna jedinica	Proizvedena količina	Prodata količina	Vrijednost prodaje (u .000 KM)
33.10.20.50.01	Medicinski, hirurški i veterinarski namještaj (isklj. stolove i stolice namijenjene za rendgensku upotrebu)	0	kom	77	77	27
33.10.20.50.02	Djelovi medicinskog, hirurškog i veterinarskog namještaja (isklj. stolove i stolice namijenjene za rendgensku upotrebu)	0	kom	805	805	282
33.2	Proizvodnja instrumenata i uređaja za mjerenje, provjeru, testiranje, navigaciju i druge svrhe, osim opreme za upravljanje industrijskim procesima					
33.20	Proizvodnja instrumenata i uređaja za mjerenje, provjeru, testiranje, navigaciju i druge svrhe, osim opreme za upravljanje industrijskim procesima					
33.20.20.30.00	Radarski aparati	0	kom	0	0	0
33.20.51.19.00	Ostali termometri s tekućinom za neposredno očitavanje, nekombinirani s drugim instrumentima	0	kom	5.158	4.606	124
33.20.52.83.00	Elektronski instrumenti i aparati za mjerenje promjenljivih veličina, u tekućinama i plinovima (uklj. mjerače toplote; isklj. aparate za mjerenje pritiska/protoka/nivoa tekućina)	0	kom	3.376	3.253	1.834
33.20.63.30.00	Mjerila potrošnje ili proizvodnje plina (uklj. baždarene)	0	kom	545	868	141
33.20.63.70.00	Mjerila potrošnje ili proizvodnje električne energije (uklj. baždarene) (isklj. voltmetre, ampermetre, wattmetre i slično)	0	kom	48.064	46.345	4.874
33.20.65.70.00	Ostali elektronski instrumenti, aparati, ..., za mjerenje ili provjeru	0	kom	1	1	5
33.20.70.50.00	Hidraulični ili pneumatski instrumenti i aparati za automatsku regulaciju ili kontrolu	0	kom	809	1.232	173
33.20.83.33.00	Dijelovi i pribor za mjerila potrošnje i proizvodnje električne energije	0	kg	6.640	6.640	230
33.20.91.00.00	Instaliranje instrumenata i aparata za mjerenje, provjeru, testiranje, navigacijsku i drugu upotrebu (isklj. opremu za kontrolu industrijskih procesa)	0	ef. sati	121	121	3
33.20.92.00.00	Održavanje i popravak instrumenata i aparata za mjerenje, provjeru, testiranje, navigacijsku i drugu upotrebu (isklj. opremu za kontrolu industrijskih procesa)	0	ef. sati	876	876	58
33.3	Proizvodnja opreme za upravljanje industrijskim procesima					
33.30	Proizvodnja opreme za upravljanje industrijskim procesima					
33.30.10.00.00	Projektovanje i montiranje opreme za kontrolu industrijskih procesa kao i automatiziranih proizvodnih postrojenja	0	ef. sati	3.475	3.475	52

INDUSTRIJSKA PROIZVODNJA U 2007 GODINI – PRETHODNI PRODCOM REZULTATI

Šifra	Naziv proizvoda i djelatnost	Vrsta proizvodnje	Mjerna jedinica	Proizvedena količina	Prodana količina	Vrijednost prodaje (u .000 KM)
33.4	Proizvodnja optičkih instrumenata i fotografske opreme					
33.40	Proizvodnja optičkih instrumenata i fotografske opreme					
33.40.11.59.00	Nemontirane leće za naočale, za ispravak vida, obrađene s obje strane, ali drugačije od jednostrukih fokalnih/žarišnih leća	0	kom	7.637	7.637	128
33.40.23.10.00	Teleskopski nišani za oružje, periskopi; teleskopi...	0	kom	899	933	689
33.40.24.10.00	Dijelovi i pribor (uklj. okvire) za dvoglede, itd.	0	kom	154	95	8
DM	PROIZVODNJA SAOBRAĆAJNIH SREDSTAVA					
34	Proizvodnja motornih vozila, prikolica i poluprikolica					
34.1	Proizvodnja motornih vozila					
34.10	Proizvodnja motornih vozila					
34.10.13.00.03	Dizelski i poludizelski motori, obima od uklj. 75 do 110 KW	0	kom	3	3	23
34.10.13.00.04	Dizelski i poludizelski motori, obima od uklj. 110 kW do 165 kW	0	kom	77	91	1.403
34.10.13.00.05	Dizelski i poludizelski motori, obima većeg od uklj. 165 kW	0	kom	1	0	0
34.10.21.36.00	Ostala motorna vozila (uklj. motorne kamp-kućice) s motorom na paljenje na svjećice, obima cilindra >1 000 cm ³ ali ≤ 1 500 cm ³	0	kom	535	535	0
34.10.23.30.00	Motorna vozila s dizelskim ili poludizelskim motorom, obima >1 500 cm ³ ali ≤ 2 500 cm ³ (isklj. vozila za prijevoz ≥ 10 osoba, motorne kamp-kućice, vozila za vožnju po snijegu, vozila za golf i slična vozila)	0	kom	3.800	3.800	0
34.2	Proizvodnja karoserija za motorna vozila; proizvodnja prikolica i poluprikolica					
34.20	Proizvodnja karoserija za motorna vozila; proizvodnja prikolica i poluprikolica					
34.20.10.50.00	Karoserije za teretna vozila, kombi, autobuse, samoistovarivače i motorna vozila posebne namjene (uklj. potpuno opremljene i nedovršene karoserije, vozila za transport ≥10 osoba)	0	kom	527	511	667
34.20.21.00.04	Kontejneri, ostali	0	kom	1.903	2.266	1.158
34.3	Proizvodnja dijelova i pribora za motorna vozila i njihove motore					
34.30	Proizvodnja dijelova i pribora za motorna vozila i njihove motore					
34.30.12.00.00	Dijelovi prikladni samo ili uglavnom za klipne motore sa unutaršnjim sagorijevanjem i sa kompresijskim paljenjem	0	kg	1.555.588	1.555.588	5.845
34.30.20.25.00	Kočnice i servo-kočnice i njihovi dijelovi (isklj. montirane obloge kočnica na nosaču)	0	kg	2.155.899	2.055.992	8.647

Vrsta proizvodnje: 0 - Redovna proizvodnja

1 - Proizvodnja na osnovu ugovora

INDUSTRIJSKA PROIZVODNJA U 2007 GODINI – PRETHODNI PRODCOM REZULTATI

Šifra	Naziv proizvoda i djelatnost	Vrsta proizvodnje	Mjerna jedinica	Proizvedena količina	Prodana količina	Vrijednost prodaje (u .000 KM)
34.30.20.63.00	Prigušivački lonci i ispušne cijevi	0	kg	29.327	41.371	176
34.30.20.65.00	Kvačila (mjenjači) i njihovi dijelovi	0	kg	20.370	20.800	396
34.30.20.67.00	Upravljači, upravljački stupovi i upravljačke kutije	0	kg	51.766	58.878	918
34.30.20.90.00	Ostali dijelovi i pribor za traktore, putnička, teretna i specijalna motorna vozila (iz stavaka HS 8701 do 8705), d.n.	0	kg	7.268.225	7.264.528	172.896
34.30.30.90.00	Dijelovi i pribor za karoserije (uklj. kabine, d.n.)	0	kg	2.289.868	2.289.868	10.239
35	Proizvodnja ostalih saobraćajnih sredstava					
35.1	Izgradnja i popravak brodova i čamaca					
35.11	Izgradnja i popravak brodova					
35.11.91.00.00	Održavanje i popravak brodova, brodice i plutajućih konstrukcija (isklj. jahte i druga plovila za sport i razonodu, brodice na vesla i kanue)	1	ef. sati	8.602	8.602	305
35.12	Izgradnja i popravak čamaca za odmor i razonodu i sportskih čamaca					
35.12.13.30.00	Motorni čamci za razonodu ili sport (isklj. motorne čamce s izvanbrodskim motorom), za plovidbu morem	0	kom	97	97	262
35.2	Proizvodnja i popravak željezničkih i tramvajskih lokomotiva i šinskih vozila					
35.20	Proizvodnja i popravak željezničkih i tramvajskih lokomotiva i šinskih vozila					
35.20.40.30.00	Dijelovi željezničkih i tramvajskih lokomotiva i drugih šinskih vozila	0	kg	88.210	92.210	1.258
35.20.91.00.00	Održavanje i popravak željezničkih i tramvajskih lokomotiva i drugih šinskih vozila i mehaničke (i elektromehaničke opreme) opreme za signalizaciju, sigurnost ili kontrolu prometa	0	ef. sati	862.655	862.655	6.910
35.3	Proizvodnja zračnih i svemirskih letjelica					
35.30	Proizvodnja zračnih i svemirskih letjelica					
35.30.12.30.00	Turbomlazni motori ili turbopropelerni motori sa silom pritiska > 25 kN	1	kom	3	3	4.657
35.4	Proizvodnja motocikla i bicikla					
35.41	Proizvodnja motocikla					
35.42	Proizvodnja bicikla					
35.42.10.50.00	Bicikli i druga slična vozila bez motora, s kugličnim ležajevima (uklj. dostavne trocikle)	0	kom	5.038	5.134	528
35.43	Proizvodnja invalidskih kolica					
35.43.11.30.00	Kolica za invalidne osobe, bez mehaničkog pogona	0	kom	36	36	3

Vrsta proizvodnje: 0 - Redovna proizvodnja

1 - Proizvodnja na osnovu ugovora

INDUSTRIJSKA PROIZVODNJA U 2007 GODINI – PRETHODNI PRODCOM REZULTATI

Šifra	Naziv proizvoda i djelatnost	Vrsta proizvodnje	Mjerna jedinica	Proizvedena količina	Prodana količina	Vrijednost prodaje (u .000 KM)
35.5	Proizvodnja ostalih saobraćajnih sredstava, d.n.					
35.50	Proizvodnja ostalih saobraćajnih sredstava, d.n.					
35.50.10.00.01	Ostala vozila: japaneri	0	kom	3.255	2.787	105
DN OSTALA PRERAĐIVAČKA INDUSTRIJA, D.N.						
36	Proizvodnja namještaja; ostala prerađivačka industrija, d.n.					
36.1	Proizvodnja namještaja					
36.11	Proizvodnja stolica i sjedišta					
36.11.11.55.01	Tapacirane okretno fotelje, s podešavanjem visine, s pomičnim naslonom i s točkicama ili šinama, (isklj. sjedala za medicinu, stomatologiju i veterinarstvo, brijačke i slične stolice)	0	kom	848	842	167
36.11.11.55.02	Tapacirana okretna sjedala, ostala, s podešavanjem visine, s pomičnim naslonom i s točkicama ili šinama, (isklj. sjedala za medicinu, stomatologiju i veterinarstvo, brijačke i slične stolice)	0	kom	1.589	1.589	179
36.11.11.70.00	Sjedala tapacirana, s metalnim okvirom	0	kom	1.571	1.560	67
36.11.11.90.00	Netapacirana sjedala s metalnim okvirom (isklj. sjedala za medicinu, stomatologiju i veterinarstvo, brijačke i slične stolice, okretna sjedala)	0+1	kom	194.942	189.344	2.394
		0	kom	61.942	56.344	2.169
		1	kom	133.000	133.000	225
36.11.12.10.01	Fotelje za pretvaranje u ležaj, osim vrtnih i za kampovanje	0	kom	9.388	9.455	2.387
36.11.12.10.02	Dvosjedi za pretvaranje u ležaj, osim vrtnih i za kampovanje	0+1	kom	36.412	25.503	8.126
		0	kom	36.223	25.314	8.058
		1	kom	189	189	68
36.11.12.10.03	Trosjedi za pretvaranje u ležaj, osim vrtnih i za kampovanje	0	kom	55.992	44.717	19.008
36.11.12.50.01	Sjedala tapacirana, s drvenim okvirom, za kancelarije	0	kom	3.661	3.646	624
36.11.12.50.02	Fotelje tapacirane, s drvenim okvirom, za kancelarije	0	kom	2.515	2.515	191
36.11.12.50.03	Stolice tapacirane, s drvenim okvirom, za kancelarije	0	kom	584	573	80
36.11.12.50.05	Sjedala tapacirana ostala, s drvenim okvirom, d.n., od savijenoga drveta, osim za kancelarije	0	kom	4.573	4.338	1.699
36.11.12.50.06	Fotelje tapacirane ostale, s drvenim okvirom, d.n., osim za kancelarije	0	kom	33.493	25.442	5.652
36.11.12.50.07	Stolice tapacirane ostale, s drvenim okvirom, d.n., osim za kancelarije	0	kom	193.159	168.567	11.512

Vrsta proizvodnje: 0 - Redovna proizvodnja

1 - Proizvodnja na osnovu ugovora

INDUSTRIJSKA PROIZVODNJA U 2007 GODINI – PRETHODNI PRODCOM REZULTATI

Šifra	Naziv proizvoda i djelatnost	Vrsta proizvodnje	Mjerna jedinica	Proizvedena količina	Prodana količina	Vrijednost prodaje (u .000 KM)
36.11.12.50.08	Klupe tapacirane ostale, s drvenim okvirom, d.n., osim za kancelarije	0	kom	751	846	230
36.11.12.50.09	Sjedala tapacirana ostala, s drvenim okvirom, d.n., osim za kancelarije	0	kom	1.131.947	1.131.177	51.670
36.11.12.90.01	Fotelje drvene, netapacirane	0	kom	2.591	37.485	3.264
36.11.12.90.02	Drvena sjedala, netapacirana, ostala	0	kom	118.486	117.831	3.162
36.11.13.00.00	Ostala sjedala, d.n.	0	kom	11.144	11.188	979
36.11.14.10.00	Dijelovi za sjedala od drveta (isklj. sjedala za medicinu, stomatologiju i veterinarstvo, brijačke i slične stolice, sjedala za upotrebu u avionima)	0	kom	9.099.157	9.073.657	8.560
36.12	Proizvodnja ostalog namještaja za urede i trgovine					
36.12.11.50.00	Kancelarijski metalni namještaj, visine ≤ 80 cm, ostali	0	kom	338	338	41
36.12.11.75.00	Kancelarijski metalni namještaj, visine > 80 cm, ormari s ladicama, klaserima, kartotekama	0	kom	3.420	3.420	137
36.12.12.30.00	Kancelarijski drveni pisaci stolovi, visine ≤ 80 cm, (uklj. kompletan namještaj i komponente, fiksna podnožja)	0	kom	23.279	23.180	2.894
36.12.12.50.01	Kancelarijski drveni stolovi, visine ≤ 80 cm	0	kom	25	25	8
36.12.12.50.02	Kancelarijski drveni namještaj, ormari, regali i slično, visine ≤ 80 cm	0	kom	1.386	1.386	284
36.12.12.70.00	Kancelarijski drveni namještaj, ormari s vratima, kabineti s ladicama i slično, visine > 80 cm	0	kom	3.906	4.155	957
36.12.12.90.00	Ostali kancelarijski drveni namještaj, visine > 80 cm (isklj. ormari s vratima ili poklopcima, kabinete za spise i ostale kabinete, sjedala)	0	kom	916	901	283
36.12.13.00.01	Drveni namještaj za trgovine; pultovi	0	kom	158	158	84
36.12.13.00.02	Drveni namještaj za trgovine; izložbeni ormarići, police i slično	0	kom	125	125	136
36.12.13.00.03	Drveni namještaj za trgovine, ostali	0	kom	2.118	2.118	296
36.13	Proizvodnja ostalog kuhinjskog namještaja					
36.13.10.50.01	Kuhinjski komponibilni elementi kuhinjskoga drvenoga namještaja	0	kom	660	1.098	402
36.13.10.50.02	Kuhinjski namještaj; drveni kredenci	0	kom	708	1.084	255
36.13.10.50.03	Kuhinjski namještaj; drveni ormarići	0	kom	73.503	74.004	3.348
36.13.10.50.04	Kuhinjski namještaj; drveni sudoperi	0	kom	14.893	13.254	1.023
36.13.10.50.05	Kuhinjski namještaj; drveni viseći elementi	0	kom	43.414	42.092	3.265
36.13.10.50.06	Kuhinjski namještaj; drveni pultovi	0	kom	2.214	2.352	364
36.13.10.50.07	Kuhinjski drveni namještaj; u elementima	0	kom	110.840	94.557	6.781
36.13.10.90.01	Kuhinjski namještaj; stolovi, drveni	0	kom	113.971	111.974	15.294
36.13.10.90.02	Ostali kuhinjski drveni namještaj, d.n., osim u elementima	0	kom	116.638	116.522	27.982

Vrsta proizvodnje: 0 - Redovna proizvodnja

1 - Proizvodnja na osnovu ugovora

INDUSTRIJSKA PROIZVODNJA U 2007 GODINI – PRETHODNI PRODCOM REZULTATI

Šifra	Naziv proizvoda i djelatnost	Vrsta proizvodnje	Mjerna jedinica	Proizvedena količina	Prodana količina	Vrijednost prodaje (u .000 KM)
36.14	Proizvodnja ostalog namještaja					
36.14.11.00.00	Metalni namještaj (isklj. namještaj za kancelarije, medicinski, hirurški, stomatološki ili veterinarski namještaj; brijačke stolice - kabinete i drugi namještaj specijalno izrađen za hi-fi sisteme, video i televiziju)	0	kg	68.155	73.130	529
36.14.12.30.01	Drveni namještaj; francuski ležajevi	0	kom	15.509	15.353	5.304
36.14.12.30.02	Drveni namještaj; dječiji ležajevi	0	kom	3.826	3.881	259
36.14.12.30.03	Drveni ležajevi (kauč), za spavaće sobe	0	kom	80.192	63.417	12.504
36.14.12.30.04	Drveni namještaj komponibilni za spavaće sobe	0	kom	15.918	14.989	3.879
36.14.12.30.05	Drveni namještaj; ormari (za odjela i rublje)	0	kom	33.396	33.187	10.104
36.14.12.30.06	Drveni namještaj; ogledala (psihe)	0	kom	558	652	140
36.14.12.30.07	Drveni namještaj; noćni drveni ormarići	0	kom	28.039	28.264	969
36.14.12.30.08	Drveni namještaj ormari s ladicama (komode)	0	kom	7.889	7.776	1.963
36.14.12.30.09	Drveni namještaj za spavaće sobe, d.n.	0	kom	1.740	1.589	473
36.14.12.50.01	Drveni namještaj komponibilni za sobe za dnevni boravak i trpezarije	0	kom	56.045	54.612	9.177
36.14.12.50.02	Drveni namještaj; vitrine	0	kom	37.804	15.432	6.624
36.14.12.50.03	Drveni namještaj; regali	0	kom	8.665	5.835	2.755
36.14.12.50.04	Drveni namještaj; police za knjige i slično	0	kom	203.668	213.281	6.802
36.14.12.50.05	Drveni namještaj za sobe za dnevni boravak i trpezarije, ostali	0	kom	116.088	89.125	13.997
36.14.13.00.01	Drveni namještaj komponibilni za kupaonice	0	kom	8.900	8.895	924
36.14.13.00.02	Drveni namještaj za kupaonice, ostali	0	kom	39.484	39.590	382
36.14.13.00.03	Drveni namještaj, za vrtove	0	kom	6.592	6.628	604
36.14.13.00.04	Drveni namještaj ormari za obuću	0	kom	7.298	7.052	1.018
36.14.13.00.05	Drveni namještaj za predsoblja, ostali	0	kom	6.475	6.624	1.691
36.14.13.00.06	Drveni namještaj, d.n.; ostali	0	kom	1.479	1.611	464
36.14.13.00.07	Ostali drveni namještaj; ostali	0+1	kom	112.182	110.811	2.743
		0	kom	60.693	59.322	2.390
		1	kom	51.489	51.489	353
36.14.14.30.00	Namještaj od plastike (isklj. medicinski, hirurški, stomatološki ili veterinarski namještaj, kabinete i drugi namještaj specijalno izrađen za hi-fi sisteme, video i televiziju)	0	kom	401	401	9
36.14.14.50.00	Namještaj od ostalih materijala, d.n. (isklj. od metala, drveta i plastike, kao i sjedala, kabinete i drugi namještaj specijalno izrađen za hi-fi sisteme, video i televiziju)	0	kom	21.262	5.645	1.385

Vrsta proizvodnje: 0 - Redovna proizvodnja

1 - Proizvodnja na osnovu ugovora

INDUSTRIJSKA PROIZVODNJA U 2007 GODINI – PRETHODNI PRODCOM REZULTATI

Šifra	Naziv proizvoda i djelatnost	Vrsta proizvodnje	Mjerna jedinica	Proizvedena količina	Prodana količina	Vrijednost prodaje (u .000 KM)
36.14.15.50.00	Dijelovi namještaja od drveta (isklj. medicinski, hirurški, stomatološki ili veterinarski namještaj, sjedala - specijalno izrađen namještaj za hi-fi sisteme, video ili televiziju)	0	m3	7.218	7.168	10.457
36.14.15.90.00	Dijelovi namještaja, osim od drveta ili metala, (isklj. medicinski, hirurški, stomatološki ili veterinarski namještaj, sjedala, sistemske stolice - specijalno izrađen namještaj za hi-fi sisteme, video ili televiziju)	0	kg	1.750	1.600	55
36.15	Proizvodnja madraca					
36.15.11.00.00	Nosači madraca (uklj. drvene ili metalne okvire s ugrađenim oprugama ili čeličnom mrežom, površinski prevučene baze madraca, s drvenim rebrenicama, divane)	0	kom	268.564	268.564	28.317
36.15.12.70.00	Madraci s metalnim oprugama (isklj. od pjenaste gume i plastike)	0	kom	12.334	12.433	1.072
36.15.12.90.00	Madraci (isklj. s metalnim oprugama, od pjenaste gume ili plastike)	0	kom	13	0	0
36.5	Proizvodnja igara i igračaka					
36.50	Proizvodnja igara i igračaka					
36.50.20.93.00	Konstrukcije i igračke za sastavljanje, od drveta	0	kom	1.462	1.462	20
36.50.43.30.00	Igre na automatima s ubačenim kovanim novcem ili žetonom (isklj. opremu za automatske kuglane)	0	kom	977	967	5.608
36.50.43.59.00	Ostale društvene igre za lunapark	0	kg	47.089	65.065	208
36.6	Proizvodnja raznovrsnih predmeta, d.n.					
36.63	Proizvodnja ostalih raznovrsnih proizvoda, d.n.					
36.63.25.30.00	Žigovi za datiranje, pečačenje, numeriranje, itd., za ručnu upotrebu	0	kom	2.755	2.755	96
36.63.31.30.00	Kišobrani i suncobrani (uklj. vrtne kišobrane)	0	kom	176	176	70
36.63.75.00.00	Svijeće, voštance i slično (uklj. kandila) (isklj. anti-astmatične svijeće, sumporom obrađene trake, voštane šibice, i sl.)	0	kg	181.700	156.200	618
37	Reciklaža					
37.1	Reciklaža metalnih otpadaka i ostataka					
37.10	Reciklaža metalnih otpadaka i ostataka					
37.10.10.00.01	Metalne sekundarne sirovine, od željeza i nelegiranih čelika	0	kg	113.861.198	112.604.877	41.518
37.10.10.00.02	Metalne sekundarne sirovine, od legiranih čelika	0	kg	30.040	30.040	139
37.10.10.00.03	Metalne sekundarne sirovine, od bakra i bakrenih legura	0	kg	1.495.406	1.342.566	9.007

Vrsta proizvodnje: 0 - Redovna proizvodnja

1 - Proizvodnja na osnovu ugovora

INDUSTRIJSKA PROIZVODNJA U 2007 GODINI – PRETHODNI PRODCOM REZULTATI

Šifra	Naziv proizvoda i djelatnost	Vrsta proizvodnje	Mjerna jedinica	Proizvedena količina	Prodana količina	Vrijednost prodaje (u .000 KM)
37.10.10.00.04	Metalne sekundarne sirovine, od aluminijskih legura	0	kg	2.477.529	2.352.750	6.596
37.10.10.00.05	Metalne sekundarne sirovine, od olova i olovnih legura	0	kg	1.071.078	1.061.801	1.814
37.10.10.00.06	Metalne sekundarne sirovine, od cinka i cinčanih legura	0	kg	33.376	45.696	151
37.10.10.00.07	Metalne sekundarne sirovine, od srebra, zlata, platine i njihovih legura	0	kg	78	78	40
37.10.10.00.08	Metalne sekundarne sirovine, od ostalih metalnih ostataka i otpadaka	0	kg	660.611	627.195	2.562
37.2	Reciklaža nemetalnih otpadaka i ostataka					
37.20	Reciklaža nemetalnih otpadaka i ostataka					
37.20.10.10.01	Nemetalne sekundarne sirovine, od papira	0	kg	18.175.768	18.500.278	2.521
37.20.10.10.04	Nemetalne sekundarne sirovine, od plastike	0	kg	738.030	737.596	392
37.20.10.10.05	Nemetalne sekundarne sirovine, od ulja i maziva	0	kg	36.440	36.440	8
37.20.10.10.06	Nemetalne sekundarne sirovine, od ostalih nemetalnih ostataka i otpadaka, hemijskog porijekla	0	kg	60.000	60.000	24
E	PROIZVODNJA I SNABDIJEVANJE ELEKTRIČNOM ENERGIJOM, GASOM I VODOM					
40	Proizvodnja i snabdijevanje električnom energijom, gasom, parom i toplom vodom					
40.1	Proizvodnja, prijenos i distribucija električne energije					
40.11	Proizvodnja električne energije					
40.11.10.30.01	Električna energija iz javnih termoelektrana	0	MWh	8.801.898	7.955.282	604.564
40.11.10.30.02	Električna energija iz ostalih termoelektrana	0	MWh	151.037	0	0
40.11.10.72.01	Hidroelektrična energija iz javnih hidroelektrana	0	MWh	4.184.912	4.149.303	152.745
40.11.10.72.02	Električna energija iz ostalih hidroelektrana	0	MWh	4.220	4.220	339
40.13	Distribucija i prodaja električne energije					
40.13.11.00.00	Usluge distribucije električne energije	0+1	MWh	3.036.435	3.036.435	324.120
		0	MWh	3.027.560	3.027.560	323.563
		1	MWh	8.875	8.875	557
40.2	Proizvodnja gasa i distribucija gasovitih goriva distributivnom mrežom					
40.22	Distribucija i prodaja gasovitih goriva distributivnom mrežom					
40.22.11.10.00	Usluge distribucije prirodnog plina distribucijskom mrežom	0	1000 m3	147.469	147.469	92.841

Vrsta proizvodnje: 0 - Redovna proizvodnja

1 - Proizvodnja na osnovu ugovora

INDUSTRIJSKA PROIZVODNJA U 2007 GODINI – PRETHODNI PRODCOM REZULTATI

Šifra	Naziv proizvoda i djelatnost	Vrsta proizvodnje	Mjerna jedinica	Proizvedena količina	Prodata količina	Vrijednost prodaje (u .000 KM)
40.3	Proizvodnja i snabdijevanje parom i toplom vodom					
40.30	Proizvodnja i snabdijevanje parom i toplom vodom					
40.30.10.10.00	Proizvodnja pare	0	TJ	5.684	2.908	23.235
40.30.10.20.00	Proizvodnja tople i vrele vode	0	TJ	1.529	1.529	10.071
40.30.10.30.00	Iskorištena toplota	0	TJ	84	84	338
40.30.10.90.00	Usluge snabdijevanja parom i toplom vodom	0	TJ	629	629	11.118

ANEX I: PREGLED SA DIJAGRAMIMA I TABELAMA

INDUSTRIJSKA PROIZVODNJA U BOSNI I HERCEGOVINI U 2007 GODINI

1. Prikupljanje i publikovanje podataka

Osnovni pokazatelji industrijske proizvodnje u Bosni i Hercegovini su kompilirani korištenjem podataka prikupljenih u oba entiteta (za Federaciju BiH podatke prikuplja Federalni Zavod za statistiku a za Republiku Srpsku Republički zavod za statistiku Republike Srpske) i u Distriktu Brčko za koji podatke prikuplja ekspozitura Agencije za statistiku BiH.

U procesu prikupljanja podataka za 2007 godinu korištena je jedinstvena nomenklatura industrijskih proizvoda NIP BiH 2005 (zasnovana na PRODCOM listi Evropske Unije iz 2005 godine), koja je objavljena u Službenom glasniku Bosne i Hercegovine br. 19/06 od 20. 03. 2006, i uvedena kao obavezan standard u svim statističkim istraživanjima industrije i ostalim istraživanjima vezanim za nivo industrijskog proizvoda. Prikupljanje i obrada podataka zasnivaju se na jedinstvenom, usaglašenom metodološkom pristupu.

Obradeni podaci su publikovani na web stranici Agencije za statistiku BiH i u formi tematske godišnje publikacije (TB 05) i prikazuju rezultate industrijskih preduzeća u BiH i jedinica u sastavu drugih preduzeća koja se bave industrijskom proizvodnjom, i to po vrsti proizvodnje:

- **podaci o redovnoj proizvodnji** tj. proizvodnji roba i usluga za vlastiti račun pri čemu se koriste vlastite ili kupljene ulazne sirovine i materijali (oznaka:0),
- **podaci o proizvodnji na osnovu ugovora** tj. proizvodnji roba i usluga za račun naručioca pri čemu se koriste ulazne sirovine i materijali koje osigurava naručilac (oznaka:1),
- **podaci o ukupnoj proizvodnji** svakog proizvoda, koja može biti samo redovna (0), samo na osnovu ugovora (1) ili zbir ove dvije vrste proizvodnje (0+1)

Rezultati su dati za svaki pojedinačni proizvod (roba ili usluga) iz NIP BiH 2005 i grupisani po područjima, oblastima, granama i razredima klasifikacije djelatnosti Bosne i Hercegovine KD BiH. Osnovni rezultati prikazani su kao podaci o ukupnom obimu proizvodnje i obimu i vrijednosti prodaje industrijskih proizvoda.

Pripremljeni su i prikazani glavni zbirni rezultati o industrijskoj proizvodnji u Bosni i Hercegovini u 2007 godini i prethodnim godinama. Zbog različitih mjernih jedinica moguće je agregirati i međusobno upoređivati samo vrijednosne pokazatelje. Za zbirni prikaz izabrali smo podatke o vrijednosti prodaje (podatak koji se direktno prikuplja od izvještajnih jedinica).

Glavni zbirni rezultati o industrijskoj proizvodnji u Bosni i Hercegovini u 2007 godini i učešću FBiH, RS i DB su:

- vrijednost prodaje u BiH za cjelokupnu industriju i područja djelatnosti C, D i E, po vrsti proizvodnje;
- struktura učešća područja C, D i E u vrijednosti prodaje cjelokupne industrije u BiH, po vrsti proizvodnje;
- vrijednost prodaje za cjelokupnu industriju u BiH, FBiH, RS i DB, po vrsti proizvodnje;
- struktura učešća FBiH, RS i DB u vrijednosti prodaje cjelokupne industrije u BiH po vrsti proizvodnje.

Za upoređivanje zbirnih rezultata u 2007 godini (za cjelokupnu industriju, područja i potpodručja djelatnosti) sa rezultatima iz prethodnih godine (2003, 2004, 2005 i 2006) izabrali smo redovnu proizvodnju zbog toga što smo do 2005 godine prikupljali i objavljivali samo podatke o redovnoj proizvodnji.

Glavni zbirni rezultati, njihova struktura, kao i promjene u odnosu na prethodne godine ilustrovani su kroz niz preglednih grafikona za koje su korišteni zbirni podaci iz Tabele 1 i Tabele 2. .

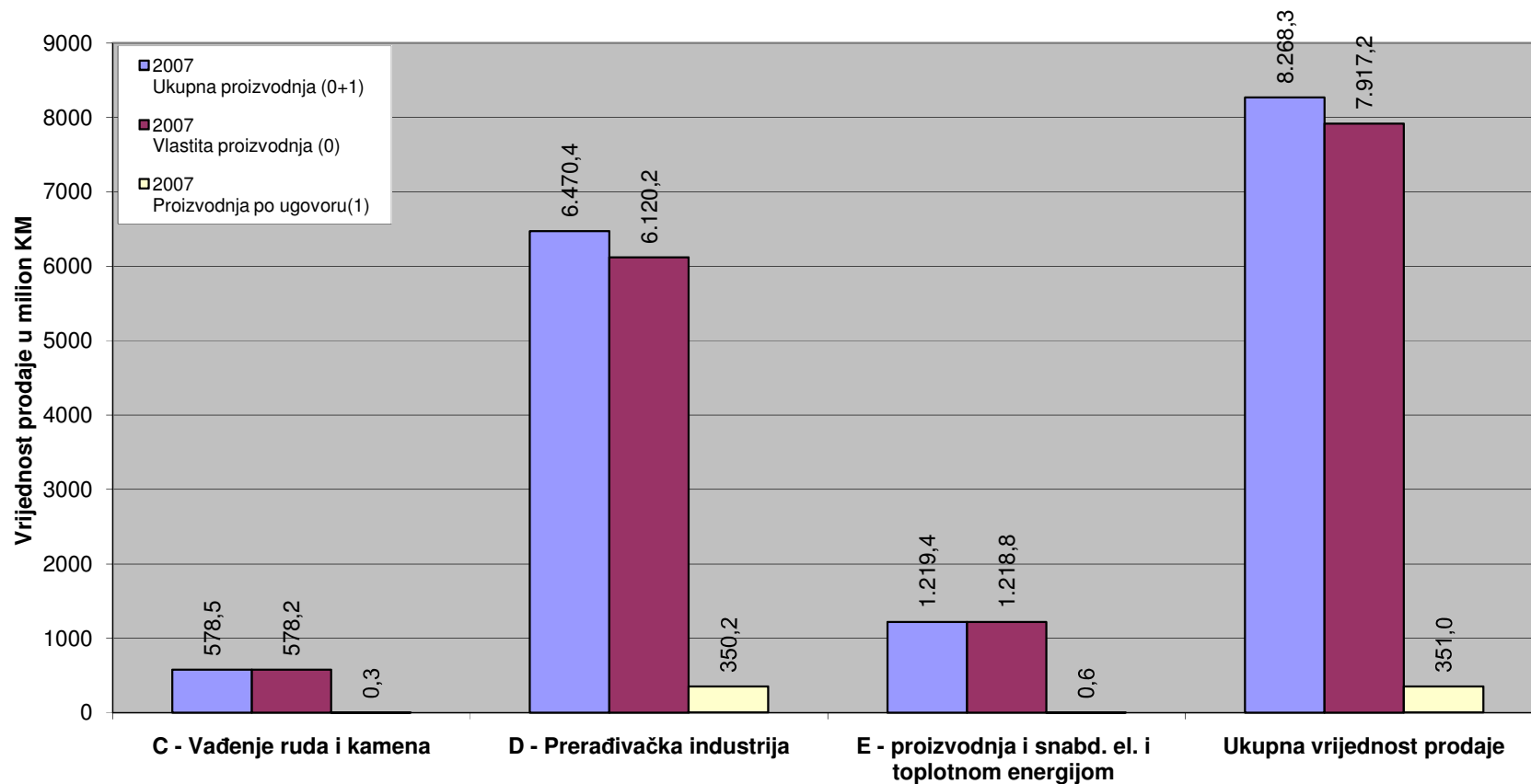
Osnovni pokazatelji industrijske proizvodnje za 2007 godinu – TABELARNI prikazi

Tabela 1: Vrijednost prodaje industrijskih proizvoda u BiH za 2007					
u milion KM					
Vrsta proizvodnje	Region	Pordručje			
		C	D	E	Ukupno
Vlastita proizvodnja (0)	BiH	578,2	6.120,2	1.218,8	7.917,2
	F BiH	450,6	4.317,8	627,7	5.396,0
	RS	127,3	1.730,0	557,6	2.414,8
	DB	0,4	72,4	33,6	106,3
Proizvodnja po ugovoru(1)	BiH	0,3	350,2	0,6	351,0
	F BiH	0,0	121,5	0,0	121,5
	RS	0,3	228,3	0,6	229,1
	DB	0,0	0,4	0,0	0,4
Ukupna proizvodnja (0+1)	BiH	578,5	6.470,4	1.219,4	8.268,3
	F BiH	450,6	4.439,3	627,7	5.517,5
	RS	127,5	1.958,3	558,1	2.644,0
	DB	0,4	72,8	33,6	106,8

Tabela 2: Redovna industrijska proizvodnja u BiH							
Područje/potpodručje djelatnosti			Vrijednost prodaje u milion KM				
			2003	2004	2005	2006	2007
C - Vađenje ruda i kamena		C	354,5	400,7	468,7	518,4	578,2
	CA - Ugalj, lignit i treset	CA	277,0	282,6	292,9	338,6	382,8
	CB -Rude i kamen	CB	77,5	118,1	175,8	179,8	195,4
D - Prerađivačka industrija		D	3.294,9	3.713,5	4.488,2	5.305,3	6.120,2
	DA - Hrana, piće i duhan	DA	1.010,7	1.044,0	1.149,7	1.254,9	1.427,5
	DB - Tekstil i tekstilni proizvodi	DB	133,6	164,3	206,3	48,6	47,4
	DC - Koža i proizvodi od kože	DC	26,9	15,3	13,3	18,5	19,4
	DD - Drvo i proizvodi od drveta	DD	280,2	339,9	323,1	398,2	430,6
	DE - Celuloza, papir, proizvodi od papira, izdavaštvo i štamparstvo	DE	142,1	154,2	173,8	231,8	272,2
	DF - Koks i derivati nafte	DF	104,3	87,8	177,2	161,6	214,2
	DG - Hemikalije, hem. proizvodi i vješt. vlakna	DG	114,1	145,2	216,3	248,5	277,0
	DH - Proizvodi od gume i plastike	DH	90,2	111,5	148,6	175,9	196,0
	DI - Proizvodi od ostalih nemetala	DI	278,0	288,7	288,6	352,3	402,4
	DJ - Bazni metali i proizvodi	DJ	747,0	924,7	1.184,8	1.578,1	1.901,0
	DK - Mašine i uređaji	DK	81,1	91,0	105,5	111,1	146,7
	DL – Električni i optički uređaji	DL	69,5	90,9	119,9	147,9	195,3
	DM - Saobraćajna sredstva	DM	58,7	46,8	132,8	272,7	211,4
	DN - Ostali proizvodi	DN	158,7	209,4	248,3	305,3	379,1
E -Proizvodnja i snabdijevanje el. i toplotnom energijom		E	694,1	800,3	1.186,6	1.150,5	1.218,8
Ukupno		Ukupno	4.343,5	4.914,5	6.143,4	6.974,2	7.917,2

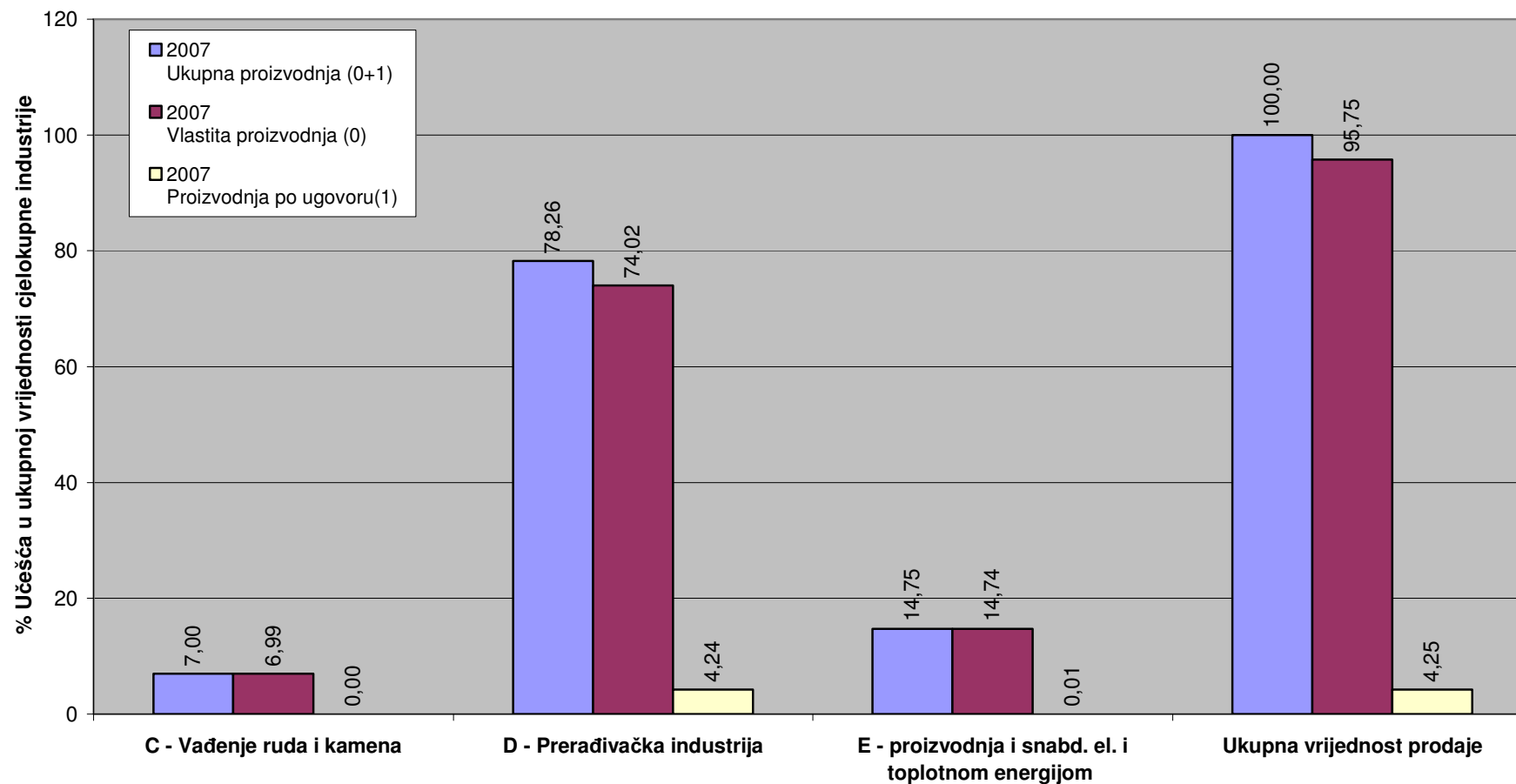
2. Osnovni pokazatelji industrijske proizvodnje za 2007 godinu – GRAFIČKI prikazi

Industrijska proizvodnja u BiH 2007
 Ukupna industrija
 Vrijednost prodaje po područjima djelatnosti i po vrsti proizvodnje



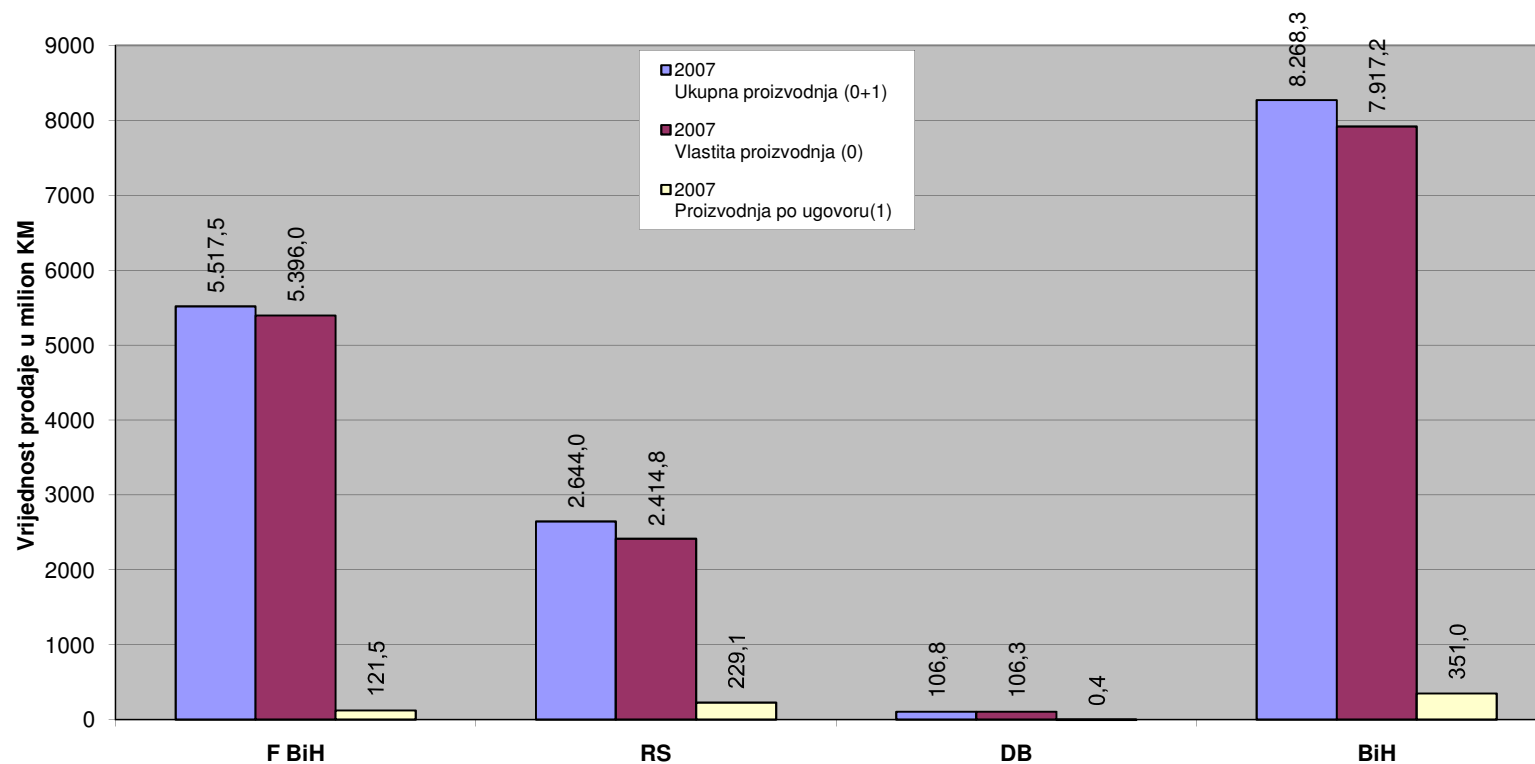
Izvori podataka za pokazatelje industrijske proizvodnje u BiH su Federalni zavod za statistiku F BiH, Republički zavod za statistiku RS i Ekspozitura DB Agencije za statistiku BiH.
 Molimo korisnike da prilikom upotrebe podataka obavezno navedu izvor

Industrijska proizvodnja u BiH 2007
 Ukupna industrija
 Struktura vrijednosti prodaje po vrsti proizvodnje i po područjima djelatnosti



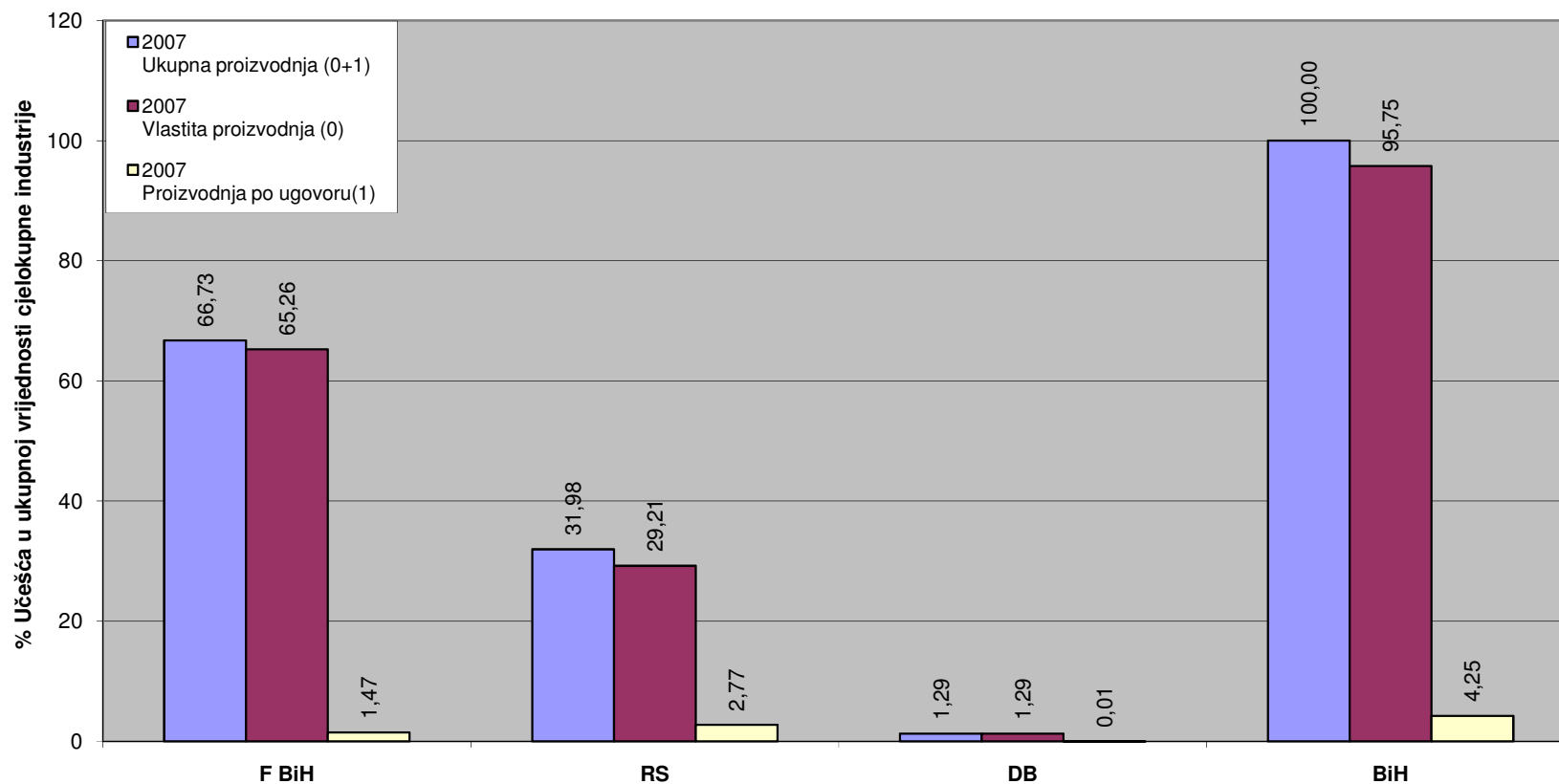
Izvori podataka za pokazatelje industrijske proizvodnje u BiH su Federalni zavod za statistiku F BiH, Republički zavod za statistiku RS i Ekspozitura DB Agencije za statistiku BiH.
 Molimo korisnike da prilikom upotrebe podataka obavezno navedu izvor

Industrijska proizvodnja u BiH 2007
Ukupna industrija
Vrijednost prodaje po vrsti proizvodnje u F BiH, RS i DB



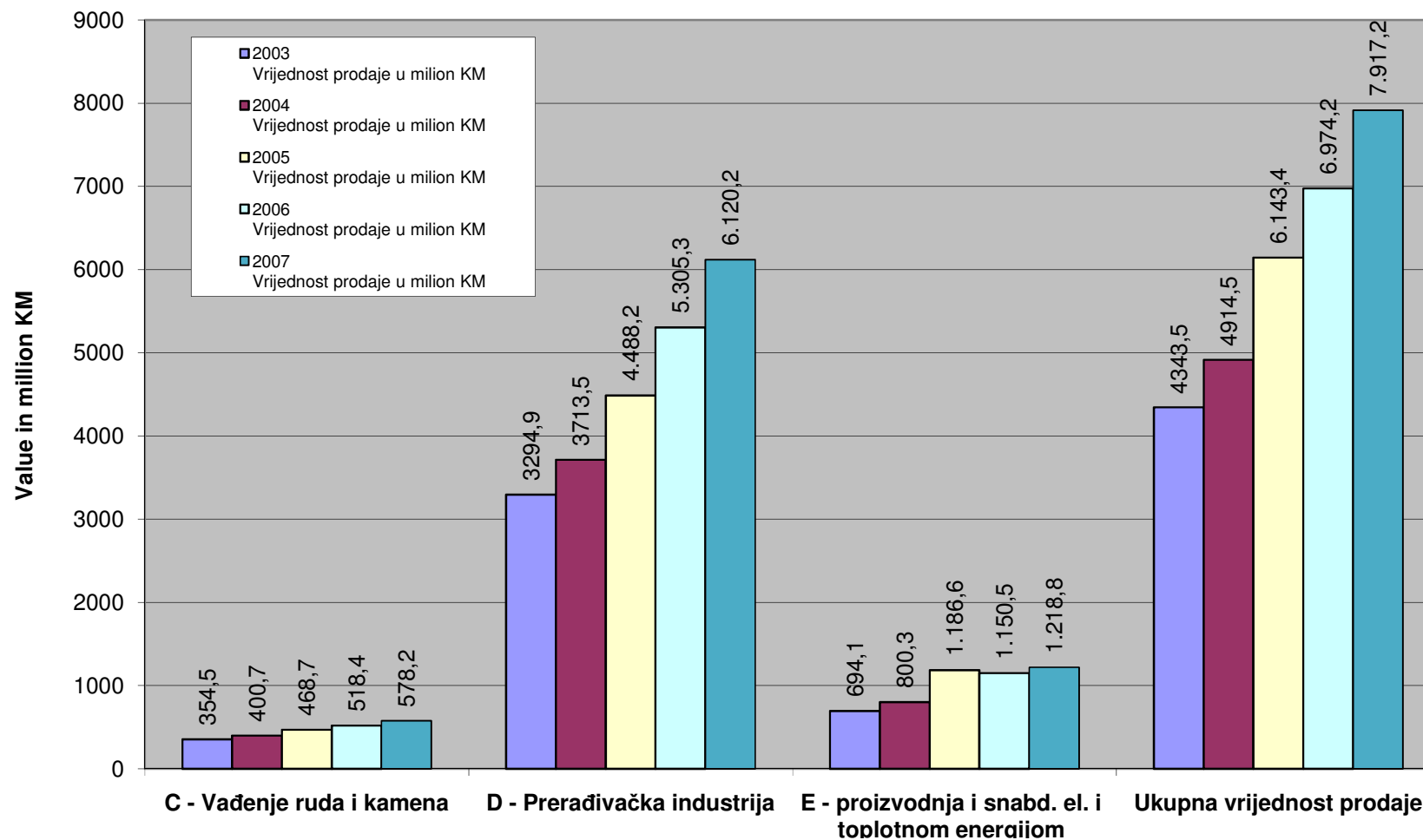
*Izvori podataka za pokazatelje industrijske proizvodnje u BiH su Federalni zavod za statistiku F BiH, Republički zavod za statistiku RS i Ekspozitura DB Agencije za statistiku BiH.
 Molimo korisnike da prilikom upotrebe podataka obavezno navedu izvor*

Industrijska proizvodnja u BiH 2007
 Ukupna industrija
 Struktura učešća F BiH, RS i DB u ukupnoj proizvodnji, po vrsti proizvodnje



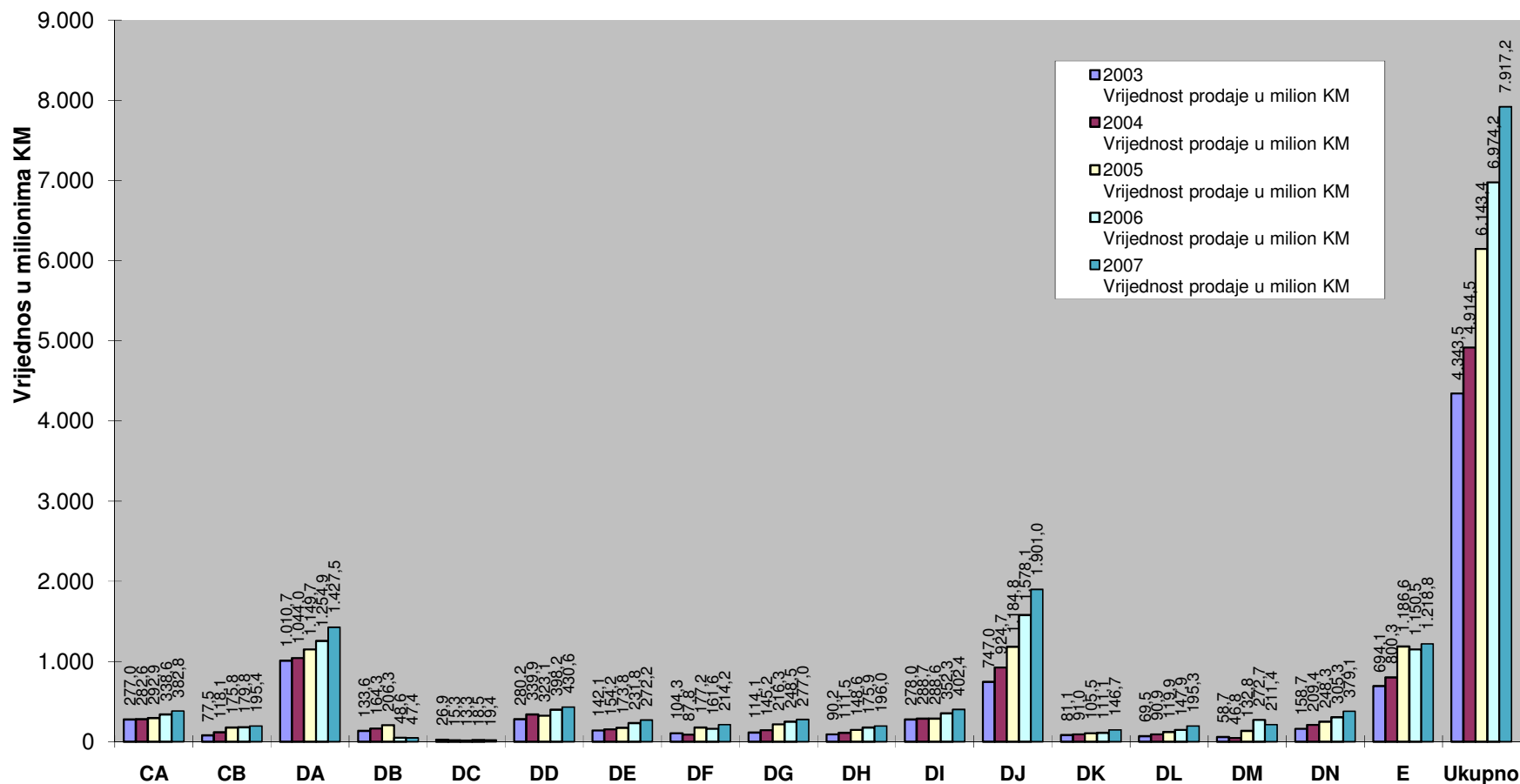
Izvori podataka za pokazatelje industrijske proizvodnje u BiH su Federalni zavod za statistiku F BiH, Republički zavod za statistiku RS i Ekspozitura DB Agencije za statistiku BiH.
 Molimo korisnike da prilikom upotrebe podataka obavezno navedu izvor

Redovna industrijska proizvodnja u BiH - 2003/2004/2005/2006/2007
Cjelokupna industrija
Vrijednost prodaje po područjima djelatnosti C, D i E



*Izvori podataka za pokazatelje industrijske proizvodnje u BiH su Federalni zavod za statistiku F BiH, Republički zavod za statistiku RS i Ekspozitura DB Agencije za statistiku BiH.
 Molimo korisnike da prilikom upotrebe podataka obavezno navedu izvor*

Redovna industrijska proizvodnja u BiH - 2003/2004/2005/2006/2007
Cjelokupna industrija
Vrijednost prodaje po podpodručjima djelatnosti

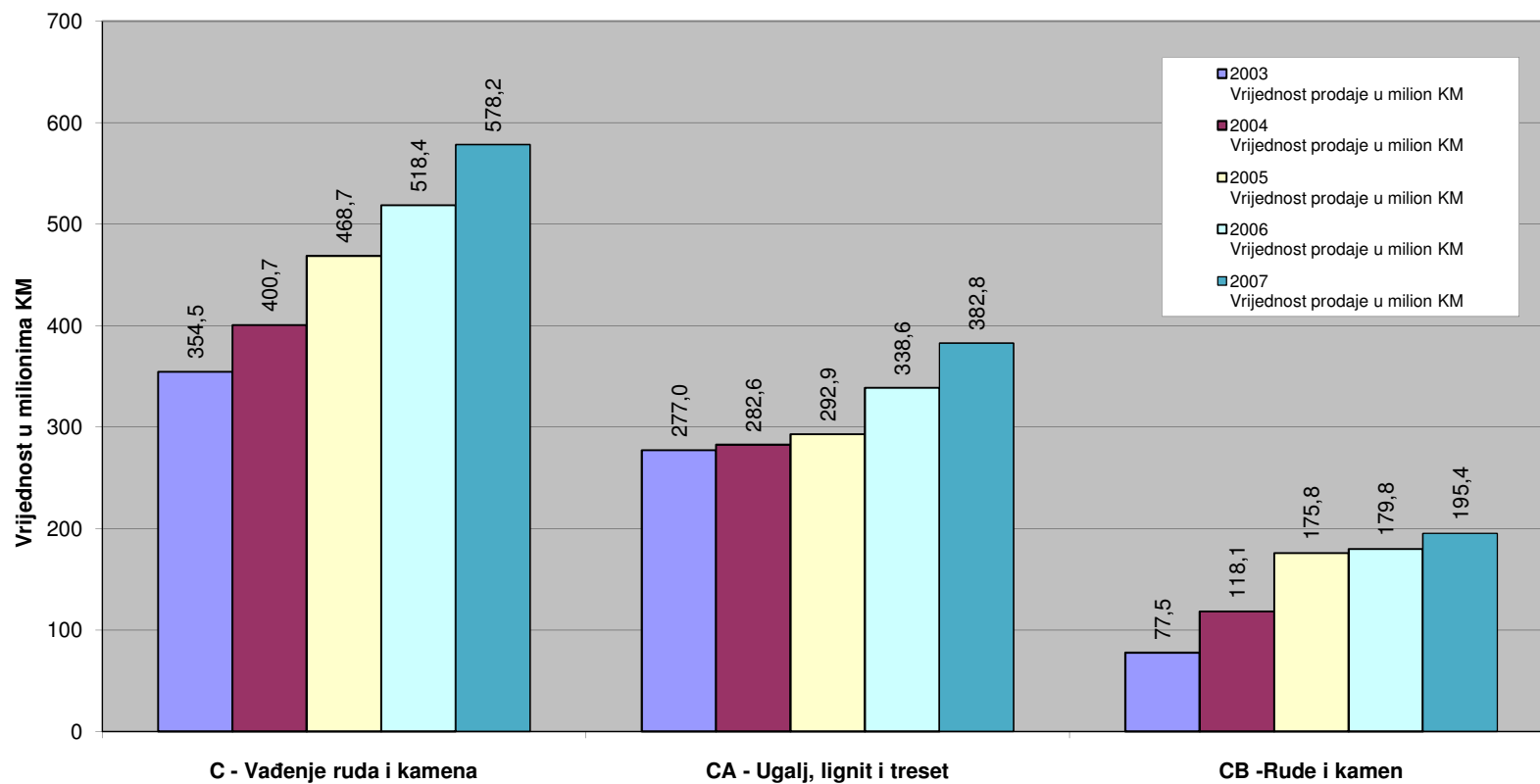


Izvori podataka za pokazatelje industrijske proizvodnje u BiH su Federalni zavod za statistiku F BiH, Republički zavod za statistiku RS i Ekspozitura DB Agencije za statistiku BiH. Molimo korisnike da prilikom upotrebe podataka obavezno navedu izvor

Redovna industrijska proizvodnja u BiH - 2003/2004/2005/2006/2007

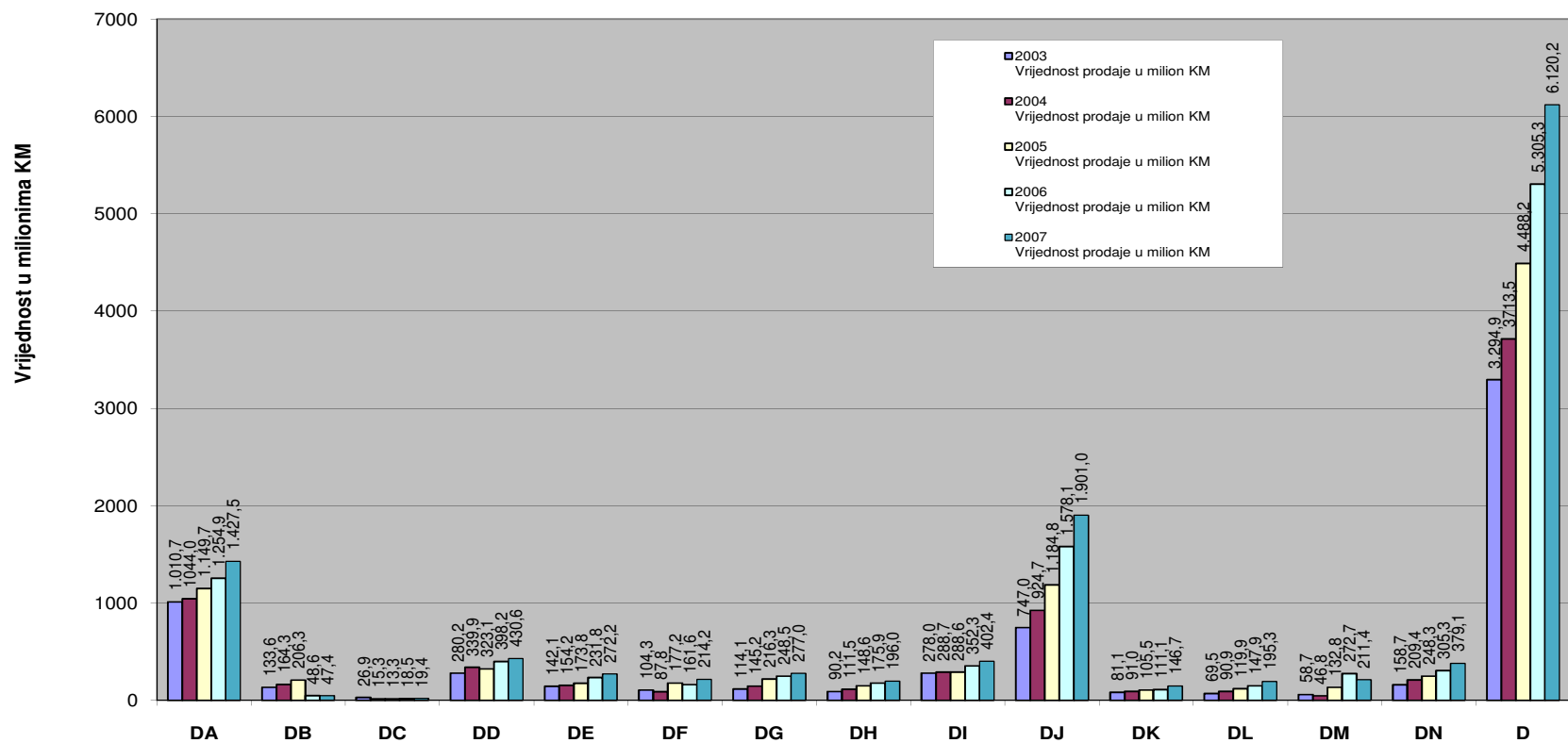
C - Vađenje ruda i kamena

Vrijednost prodaje po potpodručjima djelatnosti



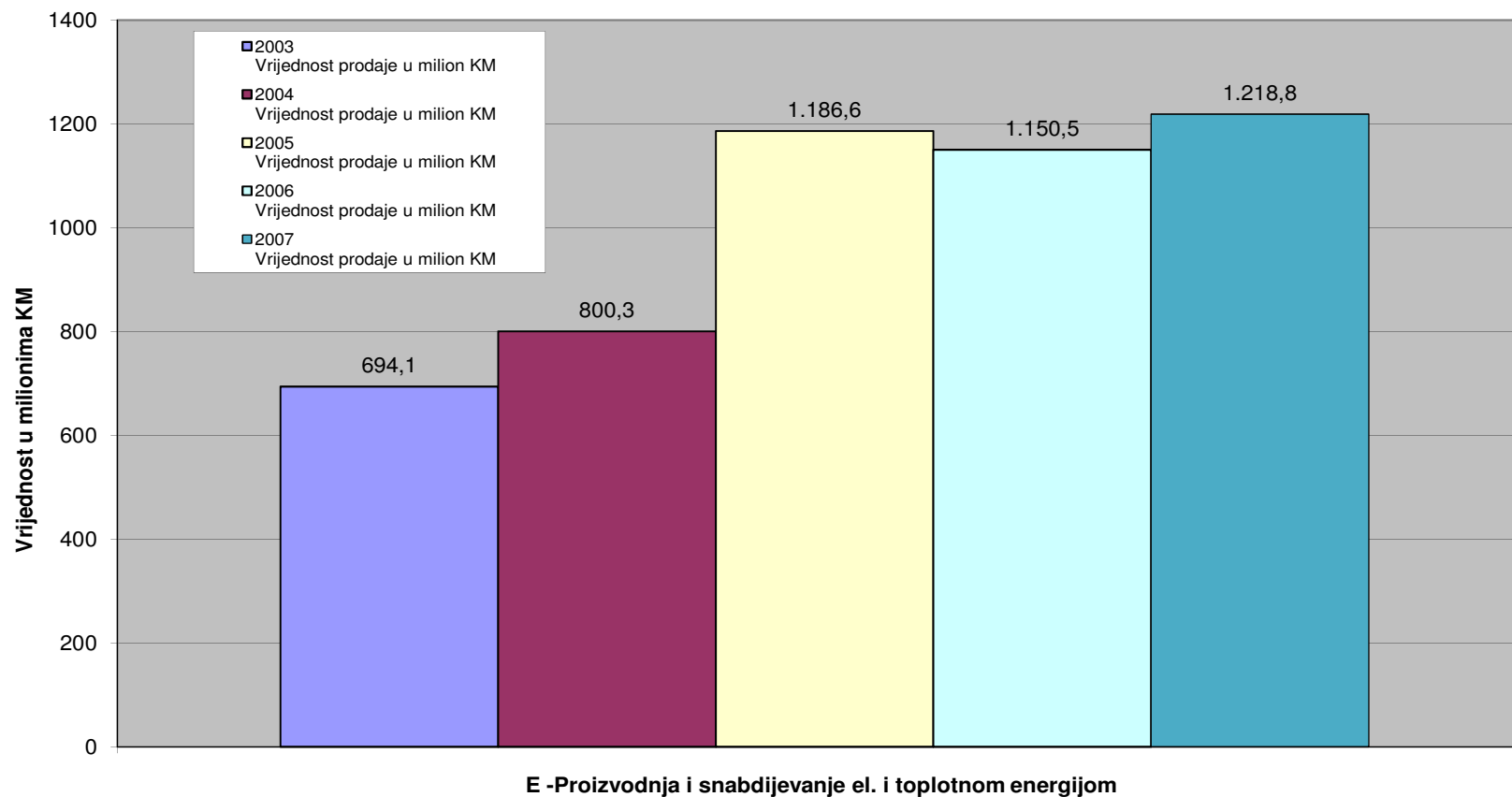
Izvori podataka za pokazatelje industrijske proizvodnje u BiH su Federalni zavod za statistiku F BiH, Republički zavod za statistiku RS i Ekspozitura DB Agencije za statistiku BiH.
Molimo korisnike da prilikom upotrebe podataka obavezno navedu izvor

Redovna industrijska proizvodnja u BiH - 2003/2004/2005/2006/2007
D - Prerađivačka industrija
Vrijednost prodaje po ptpodručjima djelatnosti



Izvori podataka za pokazatelje industrijske proizvodnje u BiH su Federalni zavod za statistiku F BiH, Republički zavod za statistiku RS i Ekspozitura DB Agencije za statistiku BiH.
Molimo korisnike da prilikom upotrebe podataka obavezno navedu izvor

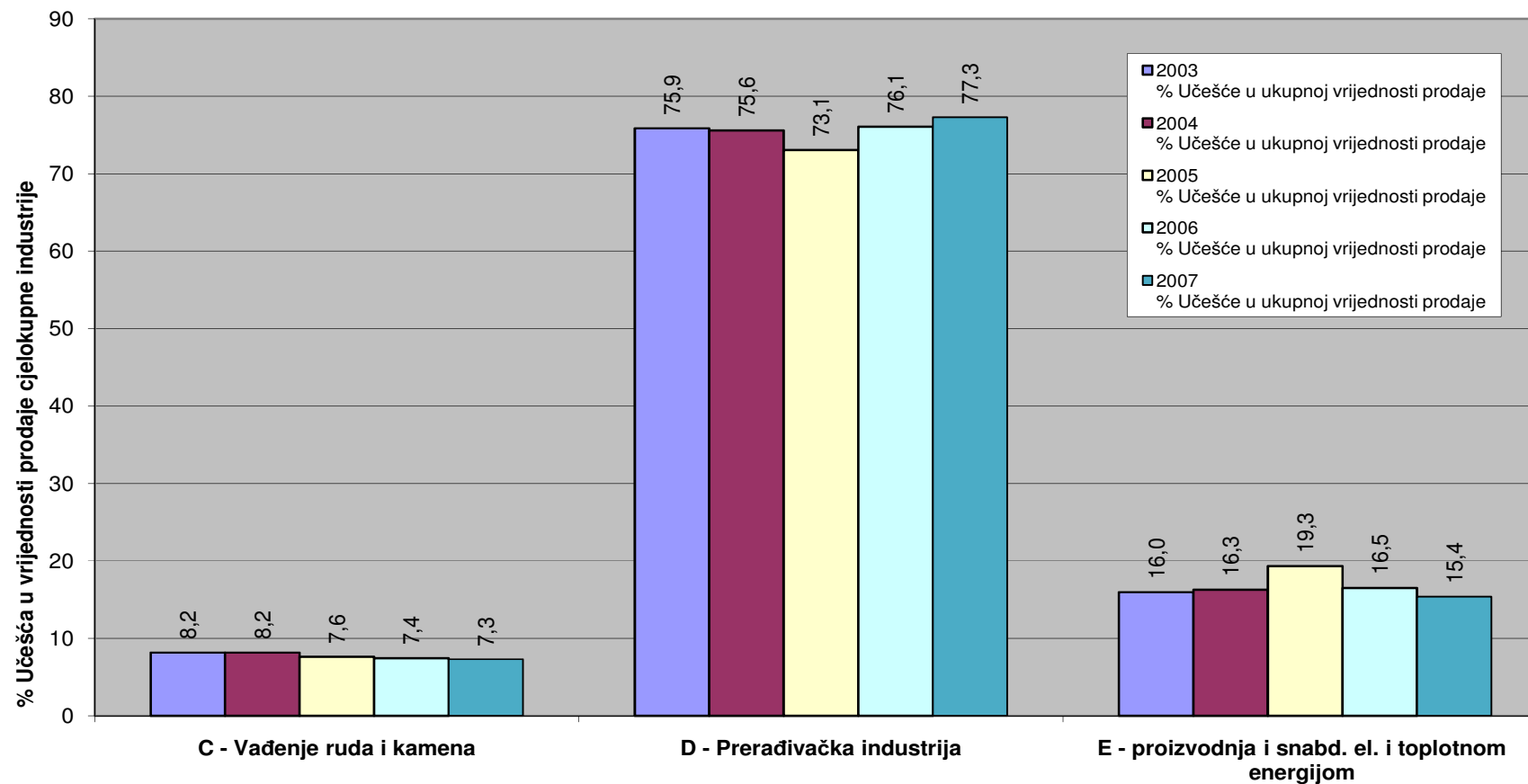
Redovna industrijska proizvodnja u BiH - 2003/2004/2005/2006/2007
E - Proizvodnja i snabdijevanje el. energijom, gasom i vodom
Vrijednost prodaje



E -Proizvodnja i snabdijevanje el. i toplotnom energijom

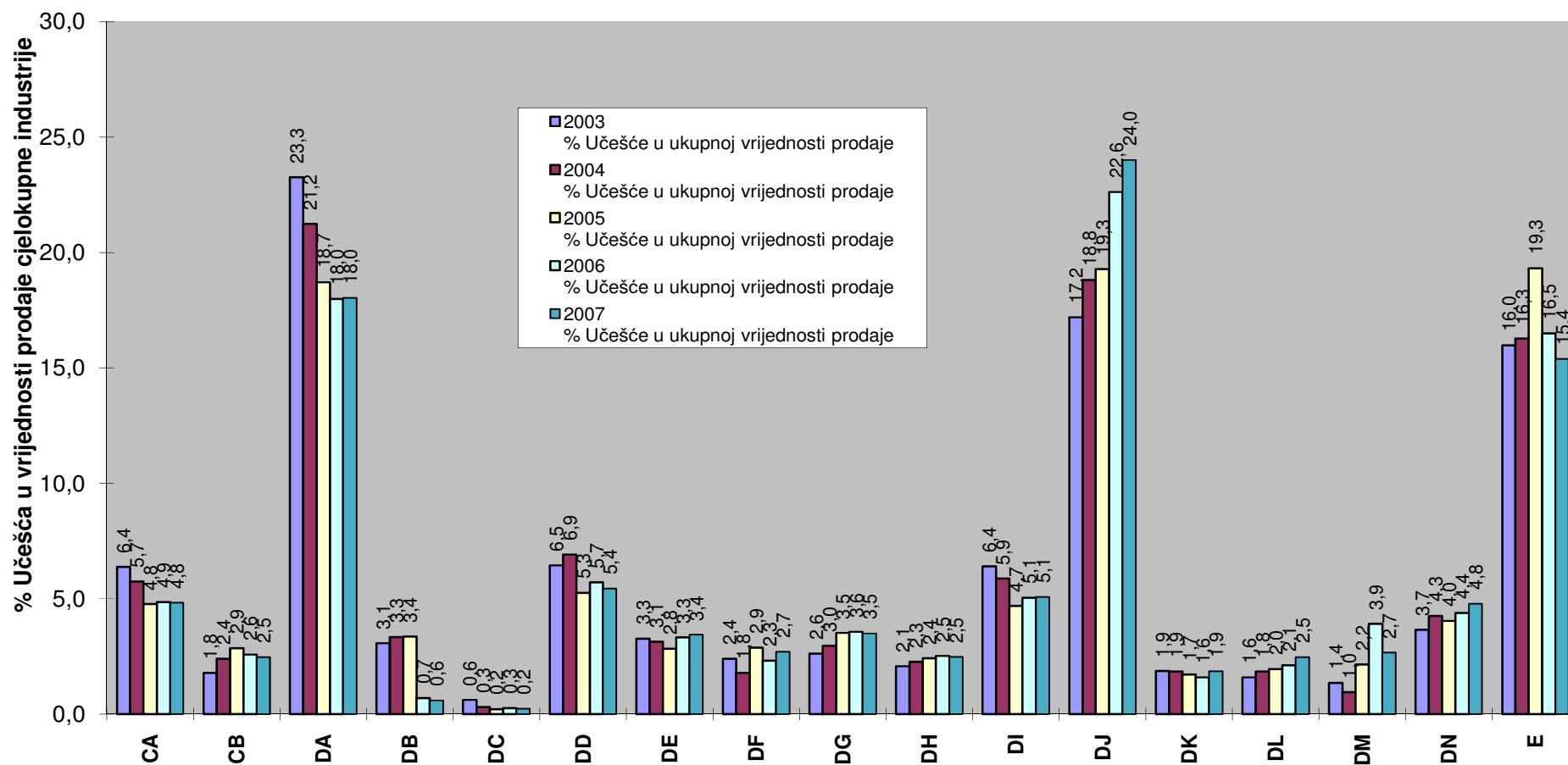
*Izvori podataka za pokazatelje industrijske proizvodnje u BiH su Federalni zavod za statistiku F BiH, Republički zavod za statistiku RS i Ekspozitura DB Agencije za statistiku BiH.
Molimo korisnike da prilikom upotrebe podataka obavezno navedu izvor*

Redovna industrijska proizvodnja u BiH - 2003/2004/2005/2006/2007
Cjelokupna industrija
Struktura vrijednosti prodaje po područjima i potpodručjima



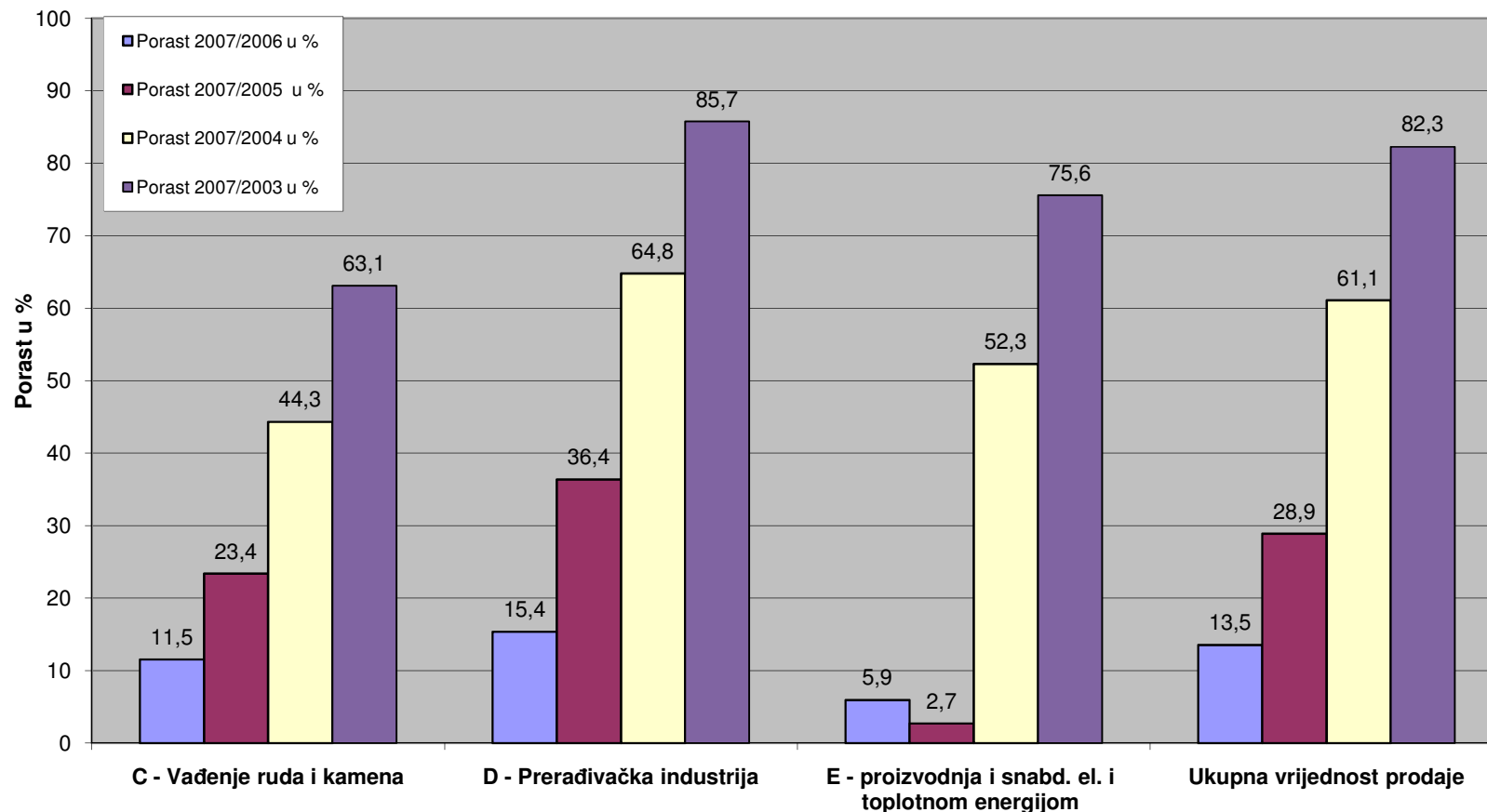
Izvori podataka za pokazatelje industrijske proizvodnje u BiH su Federalni zavod za statistiku F BiH, Republički zavod za statistiku RS i Ekspozitura DB Agencije za statistiku BiH.
Molimo korisnike da prilikom upotrebe podataka obavezno navedu izvor

Redovna industrijska proizvodnja u BiH - 2003/2004/2005/2006/2007
Cjelokupna industrija
Struktura vrijednosti prodaje po područjima djelatnosti



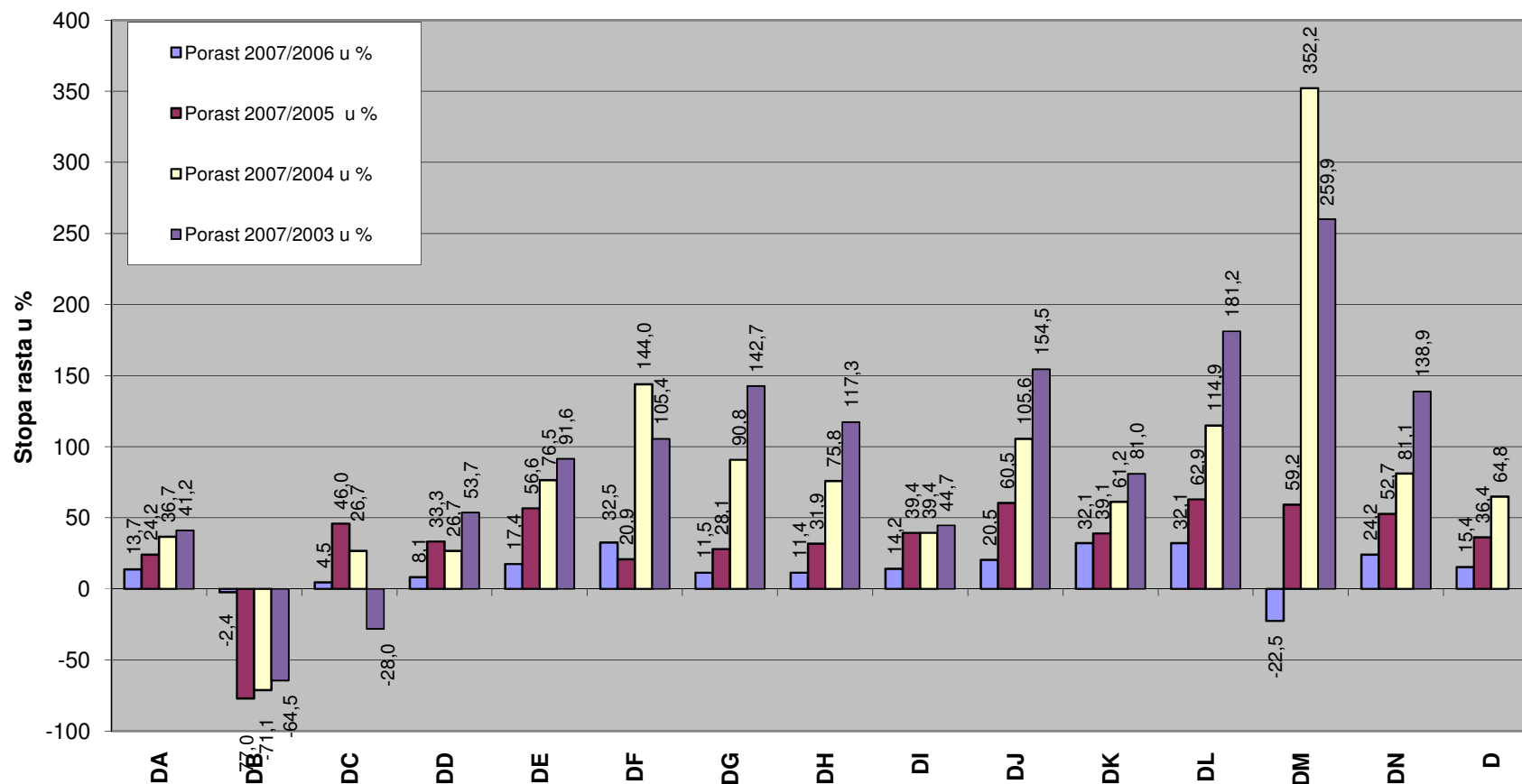
Izvori podataka za pokazatelje industrijske proizvodnje u BiH su Federalni zavod za statistiku F BiH, Republički zavod za statistiku RS i Ekspozitura DB Agencije za statistiku BiH. Molimo korisnike da prilikom upotrebe podataka obavezno navedu izvor

Redovna industrijska proizvodnja u BiH
Cjelokupna industrija i područja C, D i E
Procentualni porast vrijednosti prodaje 2007/2006, 2007/2005, 2007/2004 i 2007/2003



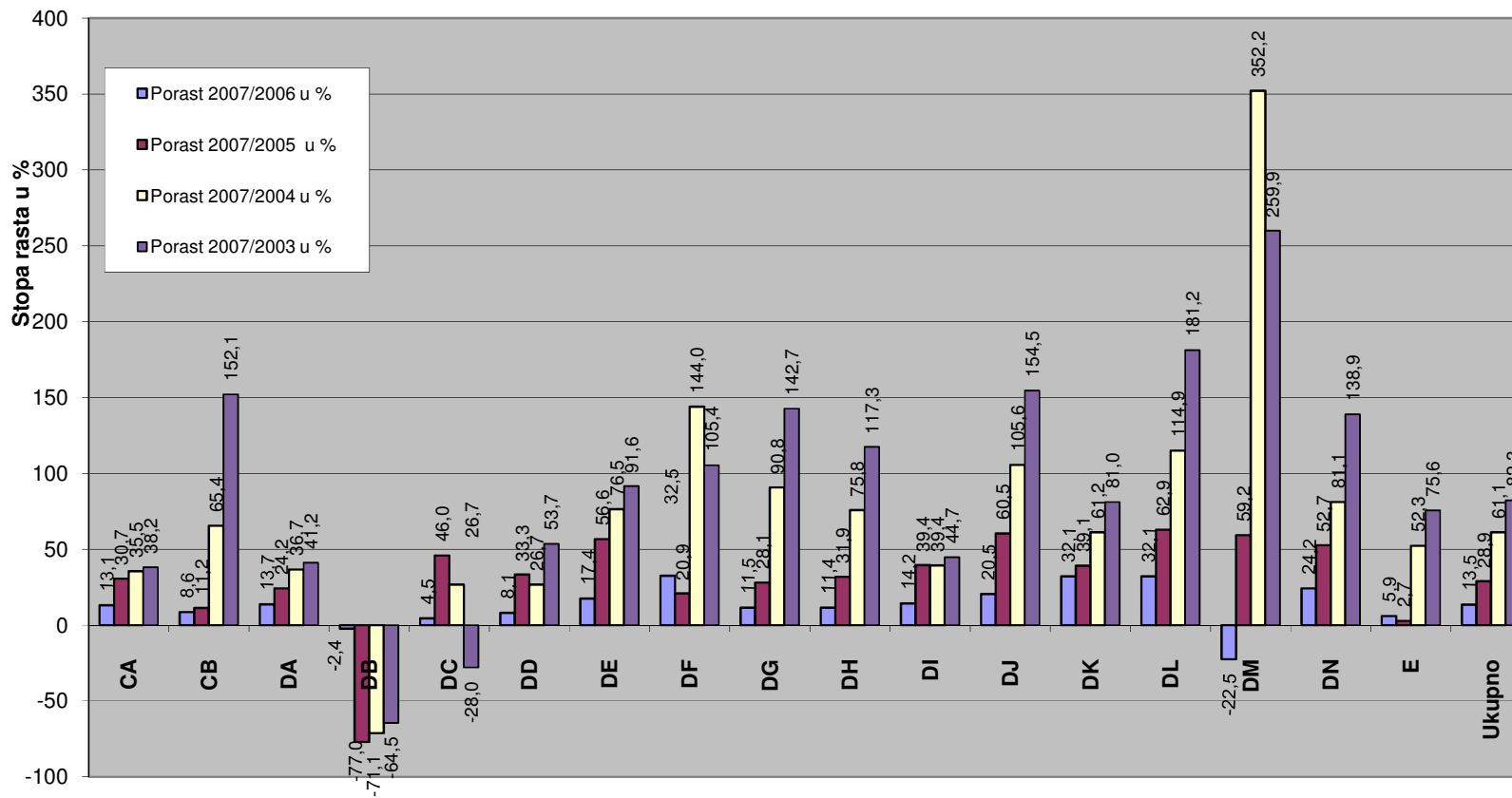
Izvori podataka za pokazatelje industrijske proizvodnje u BiH su Federalni zavod za statistiku F BiH, Republički zavod za statistiku RS i Ekspozitura DB Agencije za statistiku BiH. Molimo korisnike da prilikom upotrebe podataka obavezno navedu izvor

Redovna industrijska proizvodnja u BiH
D - Prerađivačka industrija po potpodručjima
Stopa rasta 2007/2006, 2007/2005, 2007/2004 i 2007/2003



Izvori podataka za pokazatelje industrijske proizvodnje u BiH su Federalni zavod za statistiku F BiH, Republički zavod za statistiku RS i Ekspozitura DB Agencije za statistiku BiH. Molimo korisnike da prilikom upotrebe podataka obavezno navedu izvor

Redovna industrijska proizvodnja
Cjelokupna industrija po potpodručjima
Stopa rasta 2007/2006, 2007/2005, 2007/2004 i 2007/2003



Izvori podataka za pokazatelje industrijske proizvodnje u BiH su Federalni zavod za statistiku F BiH, Republički zavod za statistiku RS i Ekspozitura DB Agencije za statistiku BiH.
Molimo korisnike da prilikom upotrebe podataka obavezno navedu izvor

FOREWORD

Bulletin on industrial production is a publication of the Agency for Statistics of Bosnia and Herzegovina that contains a comprehensive overview of official statistical data on characteristics of industrial production in Bosnia and Herzegovina.

According to the Statistical Law of Bosnia and Herzegovina (Official Gazette of Bosnia and Herzegovina, No. 34/2002) Agency for Statistics of Bosnia and Herzegovina is in charge of the production and publishing of aggregated official statistics for Bosnia and Herzegovina, in accordance with the internationally accepted methodology, using data submitted by the Entity Statistical Institutes and by the Branch Office of the Agency for Statistics of Bosnia and Herzegovina - District Brčko.

Data on annual industrial production on own account in Bosnia and Herzegovina was collected uniformly for the first time for the year 2003, and the results were published in the beginning of 2005. From that point onward annual results on industrial production have been published on regular basis.

Regular annual data collection on industrial production in Bosnia and Herzegovina and consequent data processing is based on use of single Nomenclature of industrial production in Bosnia and Herzegovina – NIP BiH, which is to be regularly updated with relevant regulations and nomenclatures of European Union, and also based on uniform methodological approach

We would like to take this opportunity to express our gratitude to the Institute of Statistics of the Federation of Bosnia and Herzegovina and to the Republic Institute of Statistics of Republika Srpska for providing data necessary for this publication

All suggestions by users of statistical data, which lead to further improvements of this publication will be gratefully accepted

Sarajevo, December 2008

Director

Zdenko Milinović

INTRODUCTION

Data on regular industrial production (on own account) in Bosnia and Herzegovina was published for the first time in the beginning of 2005, covering the production of the year 2003. From that point onward such results have been included in the publishing plan of the Agency for statistics of Bosnia and Herzegovina, on regular basis.

Starting with annual data on 2005 the data on contract based industrial production has also been published on the regular basis, not only the data on the industrial production on own account (regular production).

The annual survey on industry in Bosnia and Herzegovina IND 21 for the year 2007 is fully harmonized between all official statistical institutions of Bosnia and Herzegovina, but it is compliant, in great extent, with international, primarily European standards and regulations. The following main objectives were set upon annual survey on industry:

- data collection, processing and publishing of annual statistics on industrial production in BiH, covering the territories of both entities and their administrative units, as well as territory of District Broke, focused on products specified in Nomenclature of Industrial Products of Bosnia and Herzegovina – NIP BiH 2005 (based on PRODCOM list 2005, i.e. PRODCOM regulation of EE¹⁾) - that means carrying out the annual PRODCOM survey on industrial production,
- collection and processing of data necessary to determine the structure of different areas in state economy and to make an analysis of changes that are taking place in each element of the economy structure, and also compilation of internationally harmonized statistical structural business indicators for industry – that means carrying out the annual Structural Business survey on industry according to EU regulation on Structural Business Statistics (SBS-R)²⁾
- collection of data necessary to establish harmonized system of weights to be used in compilation of monthly volume indicator of industrial production in Bosnia and Herzegovina, in each entity and in District Brčko, in accordance with European standards and regulations,
- dissemination of data on industrial production (PRODCOM results) to domestic and international users,
- dissemination of data on structure of industrial production (Structural Business Statistical Indicators – SBS Indicators) to domestic and international users.

Annual survey on industry is organized in such a way that it comprises two, in its nature, rather different parts: PRODCOM survey and Structural business survey.

PRODCOM survey is oriented to the product and is dealing with direct data on volume and value of sales of industrial production, at the detailed level of a single product, as it is specified in nomenclature of industrial products. The subject of the survey is industrial production, accomplished at the territory of Bosnia and Herzegovina, in the period of reporting year.

The single Nomenclature of Industrial Products of Bosnia and Herzegovina NIP BiH 2005 was introduced in the PRODCOM part of annual survey on industry. This nomenclature is based on PRODCOM list 2005.

Structural Business survey is oriented to basic elements of production accounts. The subject of the survey is business information on industrial enterprises, referring to principal activity of the enterprise, and also information on activity of the enterprise units (establishments) that are the part of the enterprise, all at the class level of the classification of activities of Bosnia and Herzegovina - KD BiH (four digit code of NACE Rev.1.1 classification of activity).

²⁾ Structural Business Statistics Regulations i.e. SBS-R (EEC Regulation No 58/97 i 2700/98)

The publication is presenting, in systematic way, the data collected through 2007 annual PRODCOM survey and gives information on volume of production, volume and value of sales of industrial products (goods and services) in Bosnia and Herzegovina, which are results of regular production (0) carried out in reporting unit (based on own or purchased raw materials), as well as production based on contract (1).

Data on industrial production in 2007 are collected using new Nomenclature of Industrial Products of Bosnia and Herzegovina – NIP BiH 2005, which was published in Official Gazette of Bosnia and Herzegovina, No. 19/06 dated on 20. 03. 2006. In 2006 NIP BiH 2005 was introduced as obligatory standard for annual statistical surveys in industry, but starting with 2007 it should be obligatory standard for all statistical surveys in the field of industry and for all statistical activities that require collection, processing and presentation of results, based on industrial products. Direct comparison of PRODCOM data for 2007 with already published data for 2003 and 2004, could not be done at product level just because of introduction of the new nomenclature of industrial products of Bosnia and Herzegovina, but it is possible to compare directly individual data for 2005, 2006 and 2007.

ABBREVIATIONS

BHAS	Agency for Statistics of Bosnia and Herzegovina
B&H	Bosnia and Herzegovina
DB	District Brčko
n.e.c.	not elsewhere classified
ECSC	European Coal and Steel Community
ef. hrs	effective hours
FB&H	Federation of Bosnia and Herzegovina
FZS	Federal Office of Statistics
GT	Gross Tonnage (2,8316 m ³)
hl	hectoliter
1000	thousand
kg	kilogram
p/st	piece
l	liter
m	meter
m ²	square meter
m ³	cubic meter
mil. p/st	million of pieces
MWh	Megawathour
Extns	extension
RS	Republika Srpska
RZSRS	Institute for Statistics of Republika Srpska
EDB	Statistical Office of District Brčko (Branch Office of BHAS)
t	ton
TJ	TerraJoule (gross calorific value)

METHODOLOGICAL EXPLANATIONS

1. ORGANIZATION OF THE SURVEY

Agency for Statistics of Bosnia and Herzegovina (BHAS), Federal Office of Statistics (FZS) together with its cantonal offices, Institute for Statistics of Republika Srpska (RZSRS) together with its regional offices and Branch Office of Agency for Statistics of Bosnia and Herzegovina - District Brčko (EDB) took part in implementation of annual survey on industry.

BHAS, FZS and RZSRS had harmonized, in full coordination, the methodology of annual survey on industry for 2007 and jointly agreed upon the contents and the form of questionnaire and also prepared instructions for filling it up.

FZS, RZSRS and EDB organized the whole field work i.e. they printed and distributed questionnaires and all accompanying documents, necessary for survey to be carried out.

In the course of their standard works FZS, RZSRS and EDB used to create and update address lists of statistical units to be followed up through industry surveys. These address lists were used as a basis for annual survey on industry.

FZS, RZSRS and EDB held all necessary trainings in different cantonal/regional and central statistical offices, and altogether with statisticians from local offices they organized direct visits to reporting units, whenever it was judged as important. All major difficulties they resolved in direct contact with reporting units.

Computer applications for data entry, checking, control and processing were developed in statistical institute of each Entity, reflecting the objectives of the annual survey on industry and structure and contents of the questionnaire.

Agency for statistics of Bosnia and Herzegovina made the agreement with FZS and RZSRS upon the contents, type and form of data to be transmitted for further processing, and developed IT application for taking over, aggregation and compilation of PRODCOM results for the level of Bosnia and Herzegovina.

FZS, RZSRS and EDB collected completed questionnaires and get done all activities related to data entry, analysis and control. After appropriate checks and controls, the collected data was submitted to BHAS in required form.

FZS, RZSRS and EDB accomplished the first stage processing of collected PRODCOM data such that necessary information, in required form, was submitted to BHAS.

BHAS aggregated the data collected from FZS, RZSRS and EDB and prepared and published PRODCOM results for Bosnia and Herzegovina. Data for the level of Bosnia and Herzegovina were compiled from clarified, checked and processed data originated from entities' statistical institutes and statistical branch office of District Brčko.

2. CONCEPTS AND DEFINITIONS

2.1. Industry

The term industry, as it is used in annual survey on industry IND-21, refers to the three sections of the classification of activities (according to NACE Rev.1.1):

C - MINING AND QUARRYING,

D - MANUFACTURING and

E - ELECTRICITY, GAS AND WATER SUPPLY

Definition of industry is just the same as the one used by EU.

Concepts and definitions of all other terms used in annual PRODCOM survey on industrial production (such as principal, secondary and ancillary activity, statistical units, product, goods, services, production on own account, contract processing, etc.) are taken from the introduction to NACE Rev1.1, from EU regulation on the

statistical units for the observation and analysis of the production system in the Community³⁾, from introduction to ISIC Rev. 3⁴⁾ and from introduction to PRODCOM list 2005. Those definitions and concepts are harmonized with methodological frame of SNA 93 and ESA 95⁵⁾.

All specific explanations, given in this chapter, are relates only to the PRODCOM part of annual survey on industry, the results of which, those reflecting regular industrial production and contract based production are published in this publication.

2.2. Statistical units

Statistical units in business statistics are autonomous institutions and parts thereof that are contributing in performing the same economic activity. They are undertaking economic transactions of goods and services. In producing goods and services that could be sold, given to other parties without any compensation, or used for further processing and production, statistical units are utilizing their own labor force (manpower). The important attribute of statistical unit is its autonomy in making financial obligations and its right to be owner of tangible and intangible assets.

Observation units are those statistical units that statistics is compiled for, with the aim of monitoring and following up their characteristics and features. The basic limitation set upon statistical unit of observation is its autonomy in regard to financing and production process, what results in two types of observation units:

1. Units that are completely autonomous in regard to financing and production process (enterprise) and
2. Units that are autonomous only in regard to production process (enterprise units, i.e. parts of enterprise, so called establishments). Autonomy in decision-making means that such enterprise units are keeping administrative records on all basic characteristics of the process.

Reporting units are those statistical units that are required to provide data. They could be observation units that are subject of interest, but also they could be completely different units.

Reporting units of the PRODCOM part of annual survey on industry are legal units i.e. enterprises that are, in the register of business subjects of FZS, RZSRS and EDB, classified in the sections C, D and E (industry), as well as those enterprises that are not classified in industry sections, but have their business parts performing industrial activities.

Observation units of the PRODCOM part of annual survey on industry are enterprises and their parts i.e. enterprise units (establishments) that are engaged in industrial activities. Results of the industrial activity are goods and services, i.e. products as they are defined in nomenclature of industrial products.

Enterprise is the smallest combination of legal units that makes an organisational unit producing goods or services, which has a certain degree of autonomy in decision-making, especially for the allocation of its current resources. An enterprise carries out one or more activities at one or more locations.

Enterprise unit i.e. establishment is a part of enterprise (e.g. a workshop, factory, department etc) performing the same or different activity as the enterprise comprising it and is situated at the same or different location. The definition of enterprise unit is not completely comparable with definitions stipulated in Council Regulation (EEC) No 696/93 on the statistical units for observation and analysing within European Community, but it is closest to the definition of **establishment**, as it is given in UN statistical standard (chapter 106 of introduction to the UN classification of activities ISIC Rev. 3 and System of National Accounts SNA 93).

³⁾ Council Regulation (EEC) No 696/93 on the statistical units for observation and analyzing within European Community

⁴⁾ ISIC Rev 3 - International Standard Industrial Classification

⁵⁾ System of National Accounts 1993 - SNA 93 (ISBN 92-1-161352-3) and European System of National Accounts 1995 ESA 95 (EEC regulation No 2223/96), harmonized with SNA 93.

Activity of statistical unit is determined at the subclass level of Classification of Activities of Bosnia and Herzegovina KD BiH.

2.3.Data

Data on realized i.e. total production, internal intermediate consumption, stocks and sold production are collected through PRODCOM part of annual survey on industry. In such a way, for some specific product, data on production is presented as the source side and data on internal consumption, sales and final stocks as expenditure side in the balance of available quantities.

Data on volume of industrial production realized, as well as data on market effect of such a production (production sold in terms of quantity and value) were selected for publishing, covering: regular production i.e. production for own account and contract based production i.e. contract processing.

Also, the sum of data on production on own account and data on contract processing is selected for publishing. The production sold comprises also sales of the stocks effected during the reporting period.

Product is the outcome of economic activity, which is defined as separate item in the nomenclature of industrial products. It is the generic term applied to goods, that have physical characteristics, and to services.

Goods are physical objects for which a demand exists, over which ownership rights can be established and whose ownership can be transferred from one institutional unit to another by engaging in transactions on markets. They are in demand because they may be used to satisfy the needs or wants of households or the community or used to produce other goods or services. The production and exchange of goods are quite separate activities. Some goods may never be exchanged while others may be bought and sold numerous times. The separation of the production of a good from its subsequent sale or resale is an economically significant characteristic of a good that is not shared by a service.

Services are not separate entities over which ownership rights can be established. They cannot be traded separately from their production. Services are heterogeneous outputs produced to order and typically consist of changes in the conditions of the consuming units realized by the activities of producers at the demand of the consumers. By the time their production is completed they must have been provided to the consumers. The production of services must be confined to activities that are capable of being carried out by one unit for the benefit of another.

Finished product is each products for which processing have been completed i.e. the product that have undergone some processing and reached such a degree of transformation or treatment that it became a new product and should be assigned specific code and description listed in the nomenclature of industrial products. Such definition of finished product also covers all finishing works related to the specific product, such as cleaning, packing, quality testing, sorting etc. The volume of damaged and incorrect products (wastes) are not to be considered as finished products.

Intermediate product is the product, processed in such a degree that it became a new product which is specified in nomenclature of industrial product, produced by enterprise or one of its parts (establishments) and used in the same enterprise, or in the same or other part of the enterprise, for further processing such to become new product or to be assembled such to create new product, as defined in nomenclature of industrial products. Goods and product purchased from third parties to be resold, in the same shape, form and quality as purchased, are not considered as intermediate products. Also, product used for investment in fixed assets of the enterprise or parts of the enterprise are not considered as intermediate products.

2.4.Production

Total production is the actual quantity of the single product, assigned a single code and description in the nomenclature of industrial products, produced during the reference year in the observation unit, irrespective of whether sold to the third parties in the country or abroad (exports), put into stock or used for further processing (intermediate products), or combined.

Production sold is the production, in terms of volume and value, that was carried out at some time and which has been sold (invoiced) during the reference period (reporting year).

Value of production sold should be calculated on the basis of the ex-works selling price (producer price) obtained during the reporting period. The value of the production sold always includes packaging costs, even if they are invoiced separately. However, the following are not included:

- any turnover tax and consumer tax charged
- separately charged freight costs
- any discounts granted to customers

Regular production is the production accomplished by the observation unit on own account, utilizing the purchased or its own raw materials.

Contract processing is the type of service processing in industry that takes place when business subject, based on contract agreement, utilizes material supplied free of charge by the principal (unit that orders the production) and produces or processes certain product defined by the nomenclature of industrial products. This production must be reported by the contractor i.e. business subject (observation unit) that processed material supplied by the principal. The value of production to be recorded is the fee paid by the principal to the contractor. In any contract processing arrangement, the principal and the contractor must be different statistical units; contract processing between different plants belonging to the same enterprises is not possible.

Industrial services cover treatment, repairs, maintenance and assembly work (mounting, installation and assembling) that are performed by observation unit or its parts and which is invoiced separately. Each industrial service should be reported separately for each specific type of service, as specified in nomenclature of industrial products and specific measuring unit should be applied – effective hours, or thousands of effective hours. An exception is Division 17 of classification of activities - textile finishing, where the finishing production has to be reported in volume too. The value of industrial services are expressed in thousands of KM

Contract processing (production of goods based on contract and provision of industrial services based on contract) are presented in this publication apart from regular production (production on own account).

3. IMPORTANT NOTES

In October 2006 the single, state level Classification of Economic Activities of Bosnia and Herzegovina KD BiH was officially accepted, which is fully harmonized with NACE Rev. 1.1. (Law on KD BiH, Official Gazette of Bosnia and Herzegovina, No. 76/06 and Decision on KD BiH, Official Gazette of Bosnia and Herzegovina, No. 84/06).

Description of activities from the Classification of Economic Activities of Bosnia and Herzegovina KD BiH are used for the purpose of presenting the results on the state level.

The coverage of the PRODCOM part of annual survey on industry is not full and is not harmonized between entities and District Brčko. The coverage is based on the address list of statistical units for annual statistical survey on industry, that is separately kept in FZS, RZSRS and EDB. Starting from 2006 the coverage in FZS has been expended to those reporting units, out of the complete address list, that have 10 and more employees and those reporting units whose total turnover is larger or equal 500.000 KM. In RZSRS and EDB all reporting units from address list are included in the survey. For the moment totally adjustment of the survey coverage has not been done yet.

**INDUSTRIAL PRODUCTION AND SALES OF INDUSTRIAL PRODUCTS
IN BOSNIA AND HERZEGOVINA – 2007**

Code	Product and activity	Type of production	Measuring Unit	Total Production	Production sold	Production value sold (in .000 KM)
C	MINING AND QUARRYING					
CA	MINING AND QUARRYING OF ENERGY PRODUCING MATERIALS					
10	Mining of coal and lignite; extraction of peat					
10.2	Mining and agglomeration of lignite					
10.20	Mining and agglomeration of lignite					
10.20.10.30.01	Brown coal	0	t	2.018.074	2.011.440	124.653
10.20.10.30.03	Brown coal powder	0	t	3.537.649	1.891.002	137.282
10.20.10.30.04	Lignite coal	0	t	2.403.506	806.797	38.646
10.20.10.30.06	Lignite coal powder	0	t	1.803.571	1.803.571	82.253
CB	MINING AND QUARRYING, EXCEPT OF ENERGY PRODUCING MATERIALS					
13	Mining of metal ores					
13.1	Mining of iron ores					
13.10	Mining of iron ores					
13.10.10.30.02	Non-agglomerated iron ores with ? 42 % Fe	0	t	1.613.963	0	0
13.10.10.50.01	Agglomerated iron ores and concentrates with < 42 % Fe	0	t	0	176	6
13.10.10.50.02	Agglomerated iron ores and concentrates with ? 42 %	0	t	1.330.000	1.343.008	45.054
13.2	Mining of non-ferrous metal ores, except uranium and thorium ores					
13.20	Mining of non-ferrous metal ores, except uranium and thorium ores					
13.20.13.00.00	Aluminium ores and concentrates	0	t	866.933	854.403	36.254
13.20.15.50.00	Lead ores and concentrates	0	t	4.633	4.828	8.054
13.20.15.70.00	Zinc ores and concentrates	0	t	4.799	5.423	4.262
14	Other mining and quarrying					
14.1	Quarrying of stone					
14.11	Quarrying of ornamental and building stone					
14.11.11.50.00	Ecaussine and other calcareous monumental or building stone of an apparent specific gravity ? 2.5	0	t	96.943	0	0
14.11.12.33.00	Granite, crude or roughly trimmed	0	t	24.512	23.300	4.588

INDUSTRIAL PRODUCTION IN 2007– THE FIRST RELEASE OF PRODCOM RESULTS

Code	Product and activity	Type of production	Measuring Unit	Total Production	Production sold	Production value sold (in .000 KM)
14.11.12.90.00	Porphyry, basalt and other monumental/building stone, crude, roughly trimmed/merely cut (excluding calcareous monumental/ building stone of gravity>2.5kg/10m ³ granite and sandstone)	0	t	188.822	188.822	2.879
14.12	Quarrying of limestone, gypsum and chalk					
14.12.10.30.00	Gypsum and anhydrite	0	t	154.294	144.773	2.545
14.12.10.50.01	Limestone crushed used for the manufacture of lime or cement	0	t	1.438.553	1.108.109	9.482
14.12.10.50.02	Limestone powdered	0	t	200.877	196.498	2.970
14.12.20.30.01	Dolomite, crude	0	t	154.518	102.593	994
14.12.20.30.03	Dolomite, powdered	0	t	10.091	8.397	516
14.13	Quarrying of slate					
14.13.10.00.00	Slate, crude, roughly trimmed or merely cut into rectangular or square blocks or slabs	0	t	2.575	2.578	130
14.2	Quarrying of sand and clay					
14.21	Operation of gravel and sand pits					
14.21.11.50.00	Silica sands (quartz sands or industrial sands)	0	t	671.336	668.549	6.117
14.21.11.90.00	Construction sands such as clayey sands; kaolinic sands; felspathic sands (excluding silica sands, metal bearing sands)	0	t	98.267	90.900	678
14.21.12.10.01	Gravel	0	t	1.790.913	1.599.333	7.251
14.21.12.10.02	Pebbles, shingle and flint	0	t	84.503	58.496	586
14.21.12.30.01	Crushed or cut dolomite for concrete aggregates, for road stone and for other construction use	0	t	895.835	887.817	8.533
14.21.12.30.02	Other crushed or cut stone used for concrete aggregates, for road stone and for other construction use	0	t	2.006.056	1.752.730	17.923
14.21.12.50.00	Granules; chippings and powder of marble	0	t	4.420	4.332	1.147
14.21.12.90.00	Granules; chippings and powder of travertine; Ecaussine; granite; porphyry; basalt; sandstone and other monumental stone	0	t	2.811	0	0
14.21.13.30.01	Slag for construction use	0	t	30.330	20.730	200
14.21.13.30.02	Other aggregates for use in construction, made of slag, slacks and similar industrial wastes	0	t	147.110	154.467	1.438
14.22	Mining of clays and kaolin					
14.22.11.40.00	Kaolin	0+1	t	188.033	200.796	774
		0	t	20.767	33.530	503
		1	t	167.266	167.266	271
14.22.11.60.00	Kaolinic clays (ball and plastic clays)	0	t	8.316	11.500	213

Type of production: 0 – Production on own account

1 – Contract processing

INDUSTRIAL PRODUCTION IN 2007– THE FIRST RELEASE OF PRODCOM RESULTS

Code	Product and activity	Type of production	Measuring Unit	Total Production	Production sold	Production value sold (in .000 KM)
14.22.12.10.00	Bentonite (sodium and calcium smectite); attapulgitite and sepiolite	0	t	32.912	32.912	992
14.3	Mining of chemical and fertilizer minerals					
14.30	Mining of chemical and fertilizer minerals					
14.30.13.13.00	Natural barium sulphate (barytes)	0	t	37	38	10
14.4	Production of salt					
14.40	Production of salt					
14.40.10.00.01	Rock salt (dry mined) for cooking	0	t	85.978	79.938	19.996
14.40.10.00.05	Salt in brine (solution mined)	0	t	416.509	416.509	5.831
14.5	Other mining and quarrying n.e.c.					
14.50	Other mining and quarrying n.e.c.					
14.50.23.13.00	Natural graphite	0	t	393.762	299.420	5.821
14.50.23.15.01	Quartz and quartz sands, crude	0	t	42.093	21.060	400

D MANUFACTURING

DA MANUFACTURE OF FOOD PRODUCTS, BEVERAGES AND TOBACCO

15	Manufacture of food products and beverages					
15.1	Production, processing and preserving of meat and meat products					
15.11	Production and preserving of meat					
15.11.11.40.00	Fresh or chilled carcasses; half-carcasses and quarters with bone in; of beef and veal	0	kg	658.093	416.909	3.419
15.11.11.90.01	Fresh or chilled cuts of beef and veal	0+1	kg	4.027.927	2.867.613	19.555
		0	kg	3.978.312	2.817.998	19.551
		1	kg	49.615	49.615	4
15.11.11.90.02	Fresh or chilled cuts of baby beef	0+1	kg	714.279	690.732	6.970
15.11.11.90.02	Fresh or chilled cuts of baby beef	0	kg	713.141	689.594	6.970
15.11.11.90.02	Fresh or chilled cuts of baby beef	1	kg	1.138	1.138	0
15.11.12.00.01	Frozen cuts of beef and veal	0	kg	193.078	165.815	676
15.11.13.30.00	Fresh or chilled carcasses and half-carcasses of pig meat (including fresh meat packed with salt as a temporary preservative)	0+1	kg	1.712.125	333.133	2.099
		0	kg	1.676.394	297.402	2.091
		1	kg	35.731	35.731	8
15.11.13.50.00	Fresh or chilled hams; shoulders and cuts thereof with bone in; of pig meat (including fresh meat packed with salt as a temporary preservative)	0	kg	1.651.299	1.167.255	5.186
15.11.15.00.00	Fresh or chilled carcasses; half-carcasses and cuts of lamb or sheep	0	kg	74.246	74.189	662

Type of production: 0 – Production on own account

1 – Contract processing

INDUSTRIAL PRODUCTION IN 2007– THE FIRST RELEASE OF PRODCOM RESULTS

Code	Product and activity	Type of production	Measuring Unit	Total Production	Production sold	Production value sold (in .000 KM)
15.11.16.00.00	Frozen carcasses; half-carcasses and cuts of lamb or sheep	0	kg	9.641	9.641	47
15.11.19.00.00	Fresh, chilled or frozen edible offal of bovine animals, swine, sheep, goats, horses, asses, mules and hinnies	0	kg	32.869	34.286	138
15.11.24.00.00	Raw hides and skins of bovine or equine animals, whole	0	p/st	552.755	538.948	27.224
15.11.25.00.00	Raw hides and skins of bovine or equine animals (excluding whole)	0	kg	17.091	7.669	26
15.11.26.00.00	Skins of sheep or lambs	0	p/st	78.556	78.116	313
15.11.27.00.00	Raw hides and skins of goats or kids but not tanned, fresh or preserved	0	p/st	1.105	1.105	3
15.11.30.40.00	Pig fat free of lean meat; fresh; chilled; frozen; salted; in brine or smoked (excluding rendered)	0	kg	18.651	2.530	9
15.11.30.60.00	Lard and other pig fat; rendered	0	kg	28.335	22.986	41
15.11.40.90.00	Animal disposal; unfit for human consumption (excluding fish, guts; bladders and stomachs)	0	kg	116.260	145.215	1.172
15.12	Production and preserving of poultrymeat					
15.12.11.13.00	Fresh or chilled whole chickens	0	kg	1.960.543	1.862.420	7.237
15.12.11.53.00	Fresh or chilled cuts of chicken	0	kg	3.100.210	3.067.212	12.123
15.12.11.70.00	Fresh or chilled poultry offal (excluding fatty livers of geese and ducks)	0	kg	244.523	243.457	948
15.12.12.13.00	Frozen whole chickens	0	kg	187.128	170.227	640
15.12.12.53.00	Frozen cuts of chicken	0	kg	708.127	672.483	2.604
15.12.12.71.00	Frozen poultry offal (excluding liver)	0	kg	702.521	745.634	1.452
15.12.12.75.00	Frozen poultry livers	0	kg	6.548	0	0
15.13	Production of meat and poultrymeat products					
15.13.11.10.00	Hams; shoulders and cuts thereof with bone in of swine; salted; in brine; dried or smoked	0	kg	130.640	130.108	2.082
15.13.11.30.00	Bellies and cuts thereof of swine; salted; in brine; dried or smoked	0	kg	511.635	494.764	3.696
15.13.11.50.00	Pig meat salted, in brine, dried or smoked (including bacon, 3/4 sides/middles, fore-ends, loins and cuts thereof; excluding hams, shoulders and cuts thereof with bone in, bellies and cuts thereof)	0	kg	794.932	766.410	5.126
15.13.11.70.00	Beef and veal salted; in brine; dried or smoked	0	kg	313.585	303.054	2.766
15.13.11.90.00	Meat salted; in brine; dried or smoked; edible flours and meals of meat or meat offal (excluding pig-meat; beef and veal salted; in brine; dried or smoked)	0	kg	61.558	60.864	272
15.13.12.13.00	Sausages and similar products of liver (including pates and pastes in sausage casings or pressed into a sausage shape)	0	kg	1.373.000	1.373.316	6.210
15.13.12.15.01	Sausages not of liver, durable	0	kg	982.882	975.566	9.473
15.13.12.15.02	Sausages not of liver, semi durable	0	kg	4.731.860	4.653.005	22.334

Type of production: 0 – Production on own account

1 – Contract processing

INDUSTRIAL PRODUCTION IN 2007– THE FIRST RELEASE OF PRODCOM RESULTS

Code	Product and activity	Type of production	Measuring Unit	Total Production	Production sold	Production value sold (in .000 KM)
15.13.12.15.03	Sausages not of liver, boiled	0	kg	9.114.232	9.041.591	38.107
15.13.12.15.04	Sausages not of liver, cooked	0	kg	582.525	579.216	3.438
15.13.12.25.00	Preparations of animal liver (including pâtés and pastes other than in sausage) food preparations containing > 20 % of meat (excluding sausages/homogenized preparations, of goose or duck)	0	kg	318.568	214.927	1.680
15.13.12.33.00	Other turkey meat: prepared or preserved	0	kg	211.110	165.289	1.311
15.13.12.35.00	Other poultry meat: prepared or preserved	0	kg	3.464.102	2.605.940	21.515
15.13.12.53.00	Prepared pork meals containing < 40 % but > 20 % of meat/meat offal (including mixtures; fats of any kind/prepared meals, pies and pasties, excluding homogenised preparations)	0	kg	56.298	35.650	265
15.13.12.60.00	Preparations of beef and veal	0	kg	841.050	789.619	5.623
15.2	Processing and preserving of fish and fish products					
15.20	Processing and preserving of fish and fish products					
15.20.13.70.00	Dried fish; whether or not salted; fish; salted but not dried; fish in brine (excluding fillets, smoked)	0	kg	1.713	1.818	18
15.20.16.00.00	Prepared/preserved crustaceans, molluscs and other aquatic invertebrates (excluding chilled, frozen, dried, salted or in brine, crustaceans, in shell, cooked by steaming or boiling)	0	kg	326.720	255.689	2.927
15.3	Processing and preserving of fruit and vegetables					
15.31	Processing and preserving of potatoes					
15.31.12.10.00	Dried potatoes whether or not cut or sliced but not further prepared	0	kg	452.795	228.795	648
15.31.12.70.00	Potatoes prepared or preserved in the form of flour; meal or flakes (excluding frozen, dried, crisps, by vinegar or acetic acid)	0	kg	3.000	3.000	27
15.31.12.90.00	Potatoes prepared or preserved (including crisps; excluding frozen, dried, by vinegar or acetic acid, in the form of flour; meal or flakes)	0	kg	2.879.672	2.883.352	23.203
15.32	Manufacture of fruit and vegetable juice					
15.32.10.15.00	Unconcentrated orange juice (excluding frozen)	0	l	234.364	266.564	293
15.32.10.24.00	Tomato juice	0	l	81.428	98.624	145
15.32.10.26.00	Unconcentrated apple juice	0	l	445.483	493.150	577
15.32.10.29.00	Unconcentrated juice of any single fruit/vegetable, not fermented and not containing added spirit (excluding orange, grapefruit, pineapple, tomato, grape and apple juices)	0	l	12.337.173	11.893.170	17.167
15.32.10.30.00	Mixtures of unconcentrated fruit and vegetable juices	0	l	115.147	110.784	425

Type of production: 0 – Production on own account

1 – Contract processing

INDUSTRIAL PRODUCTION IN 2007– THE FIRST RELEASE OF PRODCOM RESULTS

Code	Product and activity	Type of production	Measuring Unit	Total Production	Production sold	Production value sold (in .000 KM)
15.32.10.40.01	Concentrated juices made of southern fruits (agrumes, grapes, kiwi fruit)	0+1	l	68.000	47.100	99
		0	l	63.400	42.500	97
		1	l	4.600	4.600	2
15.32.10.40.02	Concentrated juices made of continental fruits (apples, pears, plums...)	0+1	l	2.578.547	2.205.433	5.772
		0	l	2.556.547	2.183.433	5.764
		1	l	22.000	22.000	8
15.32.10.40.04	Fruit syrups	0	l	3.662.712	3.534.222	6.827
15.33	Processing and preserving of fruit and vegetables n.e.c.					
15.33.11.00.01	Frozen green peas	0	kg	227.000	227.000	227
15.33.11.00.02	Frozen follicles	0	kg	75.000	0	0
15.33.11.00.06	Other frozen vegetables (excluding mixtures)	0	kg	317.000	0	0
15.33.13.30.00	Dried onions, whole, cut, sliced, broken or in powder, but not further prepared	0	kg	25.149	8.999	64
15.33.13.90.00	Dried vegetables; other than potatoes; onions; mushrooms and truffles; and mixtures of vegetables; whole; cut; sliced; broken or in powder; but not further prepared	0	kg	365.500	331.000	993
15.33.14.25.00	Unconcentrated tomato puree and paste	0	kg	123.579	131.124	231
15.33.14.27.00	Concentrated tomato puree and paste	0	kg	208.802	60.797	131
15.33.14.30.02	Prepared or preserved mushrooms and truffles (excluding by vinegar or acetic acid, dried, frozen)	0	kg	230.392	230.392	2.229
15.33.14.61.00	Sauerkraut prepared or preserved otherwise than by vinegar or acetic acid (excluding dried, frozen)	0	kg	170.566	170.566	274
15.33.14.62.00	Prepared or preserved peas (excluding by vinegar or acetic acid, dried, frozen)	0	kg	372.000	513.000	482
15.33.14.64.00	Prepared or preserved unshelled beans (excluding by vinegar or acetic acid, dried, frozen)	0	kg	52.000	187.000	153
15.33.14.90.01	Prepared vegetable mixtures and dishes, not frozen	0	kg	87.265	590.445	696
15.33.14.90.02	Unfrozen concentrated paprika puree (Ajvar)	0	kg	1.345.657	1.994.173	5.786
15.33.15.00.01	Cucumbers (nickels) prepared or preserved by vinegar or acetic acid	0	kg	7.014.960	6.587.667	9.192
15.33.15.00.02	Paprika prepared or preserved by vinegar or acetic acid	0	kg	3.016.528	3.053.257	4.695
15.33.15.00.03	Red beet prepared or preserved by vinegar or acetic acid	0+1	kg	1.257.369	1.343.264	1.471
		0	kg	1.011.761	1.097.656	1.312
		1	kg	245.608	245.608	159
15.33.15.00.04	Chilly peppers prepared or preserved by vinegar or acetic acid	0+1	kg	345.593	310.014	640
		0	kg	328.174	292.595	628
		1	kg	17.419	17.419	12

Type of production: 0 – Production on own account

1 – Contract processing

INDUSTRIAL PRODUCTION IN 2007– THE FIRST RELEASE OF PRODCOM RESULTS

Code	Product and activity	Type of production	Measuring Unit	Total Production	Production sold	Production value sold (in .000 KM)
15.33.15.00.05	Mixed salads prepared or preserved by vinegar or acetic acid	0	kg	682.639	769.474	1.074
15.33.15.00.06	Other vegetables prepared or preserved by vinegar or acetic acid	0	kg	548.000	1.900	3
15.33.21.00.00	Frozen fruit and nuts uncooked or cooked by steaming or boiling in water	0+1	kg	5.305.180	3.580.105	5.230
		0	kg	4.270.180	2.545.105	5.092
		1	kg	1.035.000	1.035.000	138
15.33.22.90.01	Jams made of other fruits	0	kg	435.396	496.923	1.096
15.33.22.90.02	Fruit jellies made of other fruits	0	kg	117.814	106.229	295
15.33.22.90.03	Marmalade made of haws	0	kg	837.766	832.703	1.965
15.33.22.90.04	Marmalade made of one fruit type, excl. of haws	0	kg	1.697.499	1.716.177	3.086
15.33.22.90.05	Marmalade made of other mixed fruits	0+1	kg	2.859.511	2.599.830	3.490
		0	kg	1.955.277	1.695.596	2.967
		1	kg	904.234	904.234	523
15.33.22.90.06	Fruits in concentrated sweet syrup and fruit jellies made of other fruits and nuts	0	kg	91.909	9.395	47
15.33.23.30.00	Prepared or preserved groundnuts (including peanut butter; excluding by vinegar or acetic acid, frozen, purees and pastes)	0	kg	354.649	341.834	1.343
15.33.23.90.00	Prepared or preserved nuts; other than groundnuts; and other seeds and mixtures (excluding by vinegar or acetic acid, frozen, purees and pastes, preserved by sugar)	0	kg	155.150	150.562	764
15.33.25.20.01	Dried plums	0	kg	38.000	0	0
15.33.25.50.01	Fruit in syrup made of one fruit type or more fruit types	0	kg	64.003	103.049	226
15.33.25.50.02	Fruit pulps and pastes	0+1	kg	851.000	137.000	32
		0	kg	714.000	0	0
		1	kg	137.000	137.000	32
15.4	Manufacture of vegetable and animal oils and fats					
15.41	Manufacture of crude oils and fats					
15.41.12.10.00	Crude soya-bean oil and its fractions (excluding chemically modified)	0	kg	3.992.000	1.564.000	1.860
15.41.12.40.00	Crude sunflower-seed and safflower oil and their fractions (excluding chemically modified)	0	kg	27.075.000	7.602.000	9.525
15.41.12.60.00	Crude rape; colza or mustard oil and their fractions (excluding chemically modified)	0	kg	8.187.000	1.851.000	1.325
15.41.31.30.00	Oilcake and other solid residues resulting from the extraction of soya-bean oil	0	kg	773.408	516.567	361
15.42	Manufacture of refined oils and fats					
15.42.11.10.00	Refined soya-bean oil and its fractions (excluding chemically modified)	0	kg	1.773.000	266.000	354

Type of production: 0 – Production on own account

1 – Contract processing

INDUSTRIAL PRODUCTION IN 2007– THE FIRST RELEASE OF PRODCOM RESULTS

Code	Product and activity	Type of production	Measuring Unit	Total Production	Production sold	Production value sold (in .000 KM)
15.42.11.40.00	Refined sunflower-seed and safflower oil and their fractions (excluding chemically modified)	0	kg	19.385.000	3.722.000	5.550
15.42.11.60.00	Refined rape; colza or mustard oil and their fractions (excluding chemically modified)	0	kg	5.784.000	1.814.000	3.314
15.43	Manufacture of margarine and similar edible fats					
15.43.10.30.00	Margarine and reduced and low fat spreads (excluding liquid margarine)	0	kg	294.384	294.384	2.269
15.5	Manufacture of dairy products					
15.51	Operation of dairies and cheese making					
15.51.11.33.01	Milk and cream of a fat content by weight of $\geq 1\%$, not concentrated nor containing added sugar or other sweetening matter, in immediate packing of a net content ≥ 2 l, pasteurised	0	kg	263.468	263.156	276
15.51.11.33.02	Skimmed milk(milk and sour cream with content $\geq 1\%$ milk fat, non-concentrated or non-sugary in pack netto content less ≥ 2 l sterilized	0	kg	32.060	31.560	24
15.51.11.42.01	Milk and cream of a fat content by weight of $> 1\%$ but $\geq 6\%$, not concentrated nor containing added sugar or other sweetening matter, in immediate packing of a net content ≥ 2 l, pasteurised	0+1	kg	70.987.004	22.136.617	21.804
		0	kg	70.467.613	21.617.226	21.737
		1	kg	519.391	519.391	67
15.51.11.42.02	Milk and cream of a fat content by weight of $> 1\%$ but $\geq 6\%$, not concentrated nor containing added sugar or other sweetening matter, in immediate packing of a net content ≥ 2 l, sterilized	0	kg	82.747.329	85.485.185	77.987
15.51.12.10.00	Milk and cream of a fat content by weight of $> 6\%$ but $\geq 21\%$, not concentrated nor containing added sugar or other sweetening matter, in immediate packings of ≥ 2 l	0	kg	1.477.585	1.467.471	3.057
15.51.12.20.00	Milk and cream of a fat content by weight of $> 6\%$ but $\geq 21\%$, not concentrated nor containing added sugar or other sweetening matter, in immediate packings of > 2 l	0	kg	11.799	11.799	30
15.51.20.33.00	Skimmed milk powder (milk and cream in solid forms, of a fat content by weight of $\geq 1,5\%$), in immediate packings of $\geq 2,5$ kg	0	kg	197.003	236.741	1.742
15.51.20.63.00	Whole milk powder or full cream powder (milk and cream in solid forms, of a fat content by weight of $> 1,5\%$), in immediate packings of $\geq 2,5$ kg	0	kg	213.929	284.073	1.949
15.51.30.30.00	Butter of a fat content by weight $\geq 85\%$	0	kg	256.887	261.801	1.618

Type of production: 0 – Production on own account

1 – Contract processing

INDUSTRIAL PRODUCTION IN 2007– THE FIRST RELEASE OF PRODCOM RESULTS

Code	Product and activity	Type of production	Measuring Unit	Total Production	Production sold	Production value sold (in .000 KM)
15.51.30.50.00	Butter of a fat content by weight > 85% and other fats and oils derived from milk (excluding dairy spreads of a fat content by weight < 80%)	0	kg	127.056	136.625	810
15.51.30.70.00	Dairy spreads of a fat content by weight < 80%	0	kg	37.857	37.857	380
15.51.40.30.00	Unripened or uncured cheese (fresh cheese) (including whey cheese and curd)	0	kg	2.285.011	2.292.979	5.871
15.51.40.50.01	Semi - hard fermented cheese	0	kg	367.500	380.461	2.112
15.51.40.50.02	Hard fermented cheese	0	kg	1.129.285	1.192.090	10.338
15.51.40.50.04	Other non-processed cheese	0	kg	368.875	368.996	1.642
15.51.40.70.00	Processed cheese (excluding grated or powdered)	0	kg	4.887	6.204	26
15.51.52.41.01	Plain curdled milk and liquid yoghurt not flavoured nor containing added fruit; nuts or cocoa	0	kg	24.533.039	24.672.254	28.876
15.51.52.41.03	Curdled and soured cream not flavoured nor containing added fruit; nuts or cocoa	0	kg	9.406.188	9.434.561	20.805
15.51.52.45.00	Flavoured liquid yoghurt or acidified milk (curdled milk; cream; yoghurt and other fermented products flavoured or containing added fruit; nuts or cocoa)	0	kg	637.671	642.270	1.703
15.51.52.65.00	Buttermilk	0	kg	372.667	372.355	341
15.51.55.40.00	Whey and modified whey in liquid or paste forms; whether or not concentrated or containing added sweetening matter	0	kg	2.063.841	2.063.372	76
15.52	Manufacture of ice cream					
15.52.10.00.00	Ice cream and other edible ice (including sherbet, lollipops) (excluding mixes and bases for ice cream)	0	l	1.492.799	1.592.562	7.312
15.6	Manufacture of grain mill products, starches and starch products					
15.61	Manufacture of grain mill products					
15.61.21.00.00	Wheat or meslin flour	0+1	kg	231.801.064	225.845.715	124.896
		0	kg	231.098.364	225.094.731	124.678
		1	kg	702.700	750.984	218
15.61.22.00.01	Maize flour	0	kg	1.945.213	1.881.033	962
15.61.22.00.02	Rye flour	0	kg	194.027	192.269	147
15.61.24.00.00	Mixes and doughs for the preparation of bread; cakes; pastry; crispbread; biscuits; waffles; wafers; rusks; toasted bread and similar toasted products and other bakers' wares	0	kg	157.082	63.562	797
15.61.31.33.00	Groats and meal of durum wheat	0	kg	646.750	653.800	266
15.61.31.35.00	Groats and meal of common wheat and spelt	0	kg	302.700	285.725	188
15.61.32.30.00	Groats and meal of oats; maize; rice; rye; barley and other cereals (excluding wheat)	0	kg	4.611.990	4.633.306	2.479
15.61.33.33.00	Rolled; flaked; hulled; pearled; sliced or kibbled cereal grains (excluding rice)	0	kg	60.280	64.318	39

Type of production: 0 – Production on own account

1 – Contract processing

INDUSTRIAL PRODUCTION IN 2007– THE FIRST RELEASE OF PRODCOM RESULTS

Code	Product and activity	Type of production	Measuring Unit	Total Production	Production sold	Production value sold (in .000 KM)
15.61.33.35.00	Germ of cereals; whole; rolled; flaked or ground (excluding rice)	0	kg	23.900	22.860	9
15.61.40.30.00	Semi-milled or wholly milled (bleached) rice (including camolino rice)	0	kg	72.807	57.591	50
15.61.50.10.00	Bran; sharps and other residues from the sifting; milling or other working of maize (corn)	0+1	kg	5.820.066	3.768.796	1.702
		0	kg	5.793.535	3.742.265	1.688
		1	kg	26.531	26.531	14
15.61.50.50.01	Wheat bran, as residues from milling or other working of wheat	0+1	kg	40.033.377	39.306.928	10.040
		0	kg	39.962.377	39.235.928	10.034
		1	kg	71.000	71.000	6
15.61.50.50.02	Wheat grouts, as residues from milling or other working of wheat	0+1	kg	23.043	21.704	3
		0	kg	19.043	17.704	3
		1	kg	4.000	4.000	0
15.61.50.50.03	Wheat flour for animal food	0+1	kg	37.493.908	35.344.293	10.689
		0	kg	37.258.538	35.103.376	10.625
		1	kg	235.370	240.917	64
15.61.50.50.04	Other residues from the sifting; milling or other working of wheat	0	kg	5.778.234	5.783.754	1.915
15.61.50.90.00	Bran; sharps and other residues from the sifting; milling or other working of cereals (excluding maize (corn), rice, wheat)	0	kg	427.766	471.918	164
15.62	Manufacture of starches and starch products					
15.62.21.20.00	Chemically pure fructose in solid form; fructose and fructose syrup, containing in the dry state > 50% of fructose; isoglucose excluding with added flavouring or colouring matter	0+1	kg	53.163.371	53.281.200	22.056
		0	kg	24.525.371	24.643.200	15.253
		1	kg	28.638.000	28.638.000	6.803
15.7	Manufacture of prepared animal feeds					
15.71	Manufacture of prepared feeds for farm animals					
15.71.10.10.00	Premixtures for farm animal feeds	0	kg	1.435.255	1.428.575	2.368
15.71.10.33.00	Preparations used for farm animal feeding (excluding premixtures): pigs	0	kg	22.646.198	22.598.502	14.674
15.71.10.35.00	Preparations used for farm animal feeding (excluding premixtures): cattle	0	kg	18.293.171	18.179.093	9.028
15.71.10.37.00	Preparations used for farm animal feeding (excluding premixtures): poultry	0	kg	121.374.612	102.304.265	44.893
15.71.10.39.00	Preparations used for farm animal feeding (excluding premixtures): n.e.c.	0	kg	15.665.052	15.846.503	10.157

Type of production: 0 – Production on own account

1 – Contract processing

INDUSTRIAL PRODUCTION IN 2007– THE FIRST RELEASE OF PRODCOM RESULTS

Code	Product and activity	Type of production	Measuring Unit	Total Production	Production sold	Production value sold (in .000 KM)
15.8	Manufacture of other food products					
15.81	Manufacture of bread; manufacture of fresh pastry goods and cakes					
15.81.11.00.01	Wheat bread, fresh	0+1	kg	41.784.877	41.767.230	52.298
		0	kg	41.718.599	41.700.952	52.210
		1	kg	66.278	66.278	88
15.81.11.00.02	Rye bread, fresh	0	kg	1.162.268	1.159.884	1.732
15.81.11.00.03	Maize bread, fresh	0	kg	117.958	117.958	299
15.81.11.00.04	Special bread, fresh (enriched with minerals, vitamins and other additive materials) co	0	kg	702.926	702.910	1.269
15.81.11.00.05	Other types of bread	0	kg	1.547.297	1.547.297	2.048
15.81.11.00.06	All types of fresh baker's wares	0	kg	5.306.708	5.306.439	13.122
15.81.11.00.07	Milled bread	0	kg	36.600	34.600	57
15.81.11.00.08	Other baker's wares: fresh, frozen and baked	0	kg	1.145.095	1.144.867	3.011
15.81.12.00.01	Industrially produced cakes	0	kg	1.464.029	1.465.478	6.185
15.81.12.00.02	Freshly baked fine bakery products (doughnuts, rolls...)	0	kg	2.199.841	2.199.822	11.638
15.81.12.00.03	Daily produced fresh cakes, sweets,...	0	kg	792.956	792.203	5.041
15.81.12.00.04	Other bakery products with sweetening additives	0	kg	32.000	32.000	160
15.82	Manufacture of rusks and biscuits; manufacture of preserved pastry goods and cakes					
15.82.11.50.00	Rusks; toasted bread and similar toasted products	0	kg	69.438	69.438	153
15.82.12.30.00	Gingerbread and the like	0	kg	55.644	56.999	154
15.82.12.53.01	Sweet biscuits completely or partially coated or covered with chocolate	0	kg	598.427	605.571	2.088
15.82.12.53.02	Waffles and wafers completely or partially coated or covered with chocolate	0	kg	572.660	565.943	2.202
15.82.12.53.03	Sweet biscuits, completely or partially coated or covered with preparations containing cocoa	0	kg	1.889.660	1.979.767	8.739
15.82.12.53.04	Waffles and wafers completely or partially coated or covered with preparations containing cocoa	0	kg	3.565.619	3.585.155	11.464
15.82.12.55.00	Sweet biscuits (including sandwich biscuits; excluding those completely or partially coated or covered with chocolate or other preparations containing chocolate)	0	kg	2.079.743	2.070.570	4.107
15.82.12.59.00	Waffles and wafers (including salted) (excluding those completely or partially coated or covered with chocolate or other preparations containing chocolate)	0	kg	362.853	356.303	1.618
15.82.13.40.00	Biscuits (excluding those completely or partially coated or covered with chocolate or other preparations containing cocoa, sweet biscuits, waffles and wafers)	0	kg	1.409.102	1.451.437	6.697

Type of production: 0 – Production on own account

1 – Contract processing

INDUSTRIAL PRODUCTION IN 2007– THE FIRST RELEASE OF PRODCOM RESULTS

Code	Product and activity	Type of production	Measuring Unit	Total Production	Production sold	Production value sold (in .000 KM)
15.82.13.50.00	Savoury or salted extruded or expanded products	0	kg	1.172.169	1.176.017	4.820
15.82.13.90.00	Bakers' wares, no added sweetening (including crepes, pancakes, quiche, pizza; excluding sandwiches, crispbread, waffles, wafers, rusks, toasted, savoury or salted extruded/expanded products)	0	kg	604.238	604.974	2.104
15.83	Manufacture of sugar					
15.83.12.30.00	Refined white cane or beet sugar in solid form	0	kg	796.215	801.964	880
15.84	Manufacture of cocoa; chocolate and sugar confectionery					
15.84.13.00.00	Cocoa powder (excluding containing added sugar or other sweetening matter)	0	kg	14.578	15.203	42
15.84.21.37.00	Chocolate etc. containing cocoa, blocks, slabs, bars > 2 kg, > 18% cocoa butter	0	kg	626.600	631.494	3.232
15.84.21.70.00	Chocolate flavour coating containing 18% or more by weight of cocoa butter and in packings weighing > 2 kg	0	kg	60.380	0	0
15.84.21.90.00	Food preparations containing 18% or more by weight of cocoa butter and in packings weighing > 2 kg (excluding chocolate flavour coating, chocolate milk crumb)	0	kg	5.300	5.300	18
15.84.22.33.00	Filled chocolate blocks; slabs or bars consisting of a centre (including of cream, liqueur or fruit paste; excluding chocolate biscuits)	0	kg	171.854	167.347	973
15.84.22.35.00	Chocolate blocks; slabs or bars with added cereal; fruit or nuts (excluding filled, chocolate biscuits)	0	kg	623.100	632.300	3.237
15.84.22.39.00	Chocolate blocks; slabs or bars (excluding filled, with added cereal; fruit or nuts, chocolate biscuits)	0	kg	818	745	9
15.84.22.55.00	Chocolate confectionery (excluding filled, in blocks; slabs or bars, chocolate biscuits, chocolates)	0	kg	359.912	379.968	1.456
15.84.22.70.00	Chocolate spreads	0	kg	2.322.698	2.323.806	7.472
15.84.22.80.00	Preparations containing cocoa for making beverages	0	kg	733	372	6
15.84.22.90.00	Food products with cocoa (excluding cocoa paste, butter, powder, blocks, slabs, bars, liquid, paste, powder, granular, other bulk form in pack > 2kg, to make beverages, chocolate spreads)	0	kg	3.978	3.657	14
15.84.23.53.00	Sugar confectionery pastes in immediate packings of a net content ? 1 kg (including marzipan, fondant; nougat and almond pastes)	0	kg	26.016	25.835	53
15.84.23.63.00	Sugar coated (panned) goods (including sugar almonds)	0	kg	204.448	203.276	534
15.84.23.65.00	Gums; fruit jellies and fruit pastes in the form of sugar confectionery (excluding chewing gum)	0	kg	54.559	52.289	180

Type of production: 0 – Production on own account

1 – Contract processing

INDUSTRIAL PRODUCTION IN 2007– THE FIRST RELEASE OF PRODCOM RESULTS

Code	Product and activity	Type of production	Measuring Unit	Total Production	Production sold	Production value sold (in .000 KM)
15.84.23.75.00	Toffees; caramels and similar sweets	0	kg	9.556	9.812	25
15.84.23.90.00	Sugar confectionery, n.e.c.	0	kg	411.537	403.241	1.301
15.84.24.00.00	Drained, glaze or crystallised fruit, nuts, fruit-peel and other parts of plants (excluding goods preserved by sugar and put in syrup, dried fruit)	0	kg	19.000	20.000	123
15.85	Manufacture of macaroni, noodles, couscous and similar farinaceous products					
15.85.11.30.00	Uncooked pasta; containing eggs (excluding stuffed or otherwise prepared)	0	kg	2.586.528	2.559.521	4.202
15.85.11.50.00	Uncooked pasta (excluding containing eggs, stuffed or otherwise prepared)	0	kg	825	825	1
15.85.12.35.00	Dried; undried and frozen pasta and pasta products (including prepared dishes) (excluding uncooked pasta, stuffed pasta)	0	kg	378.915	377.860	696
15.86	Processing of tea and coffee					
15.86.11.30.00	Decaffeinated coffee, not roasted	0	kg	20.000	20.000	92
15.86.11.50.00	Roasted coffee, not decaffeinated	0	kg	3.486.654	3.357.463	30.225
15.86.12.10.00	Coffee substitutes containing coffee	0	kg	711	364	7
15.86.12.50.00	Extracts, essences and concentrates of coffee in liquid form; preparations with a basis of extracts; essences or concentrates of coffee or with a basis of coffee	0	kg	2.818	2.818	42
15.86.13.00.00	Tea in immediate packings of a content ? 3 kg	0	kg	261.644	260.476	4.918
15.86.14.00.00	Extracts; essences and concentrates of tea or mate; and preparations with a basis of these extracts; essences or concentrates; or with a basis of tea or mate	0	kg	1.000	1.000	42
15.87	Manufacture of condiments and seasonings					
15.87.12.30.00	Tomato ketchup and other tomato sauces	0	kg	2.256.363	2.181.246	3.826
15.87.12.53.00	Mustard flour and meal	0	kg	63.525	61.595	64
15.87.12.70.01	Mayonnaise, other emulsified sauces	0	kg	58.770	54.254	157
15.87.12.70.02	Dried, milled paprika and chilly pepper	0	kg	17.998	22.211	97
15.87.12.70.03	Special food add-ins (vegeta...)	0	kg	1.383.907	1.173.036	3.722
15.87.12.70.04	Pre-prepared spices (pepper, vanilla, cinnamon, Muscat...)	0	kg	272.505	261.616	1.854
15.87.12.70.05	Other prepared sauces and add-ins (Tabasco, Worcester, marinade, onion, garlic, curry, etc)	0	kg	16.000	16.000	123
15.88	Manufacture of homogenized food preparations and dietetic food					
15.88.10.70.00	Food preparations for infants; p.r.s. (excluding homogenized composite food preparations)	0	kg	91.000	91.000	1.369
15.89	Manufacture of other food products n.e.c.					

Type of production: 0 – Production on own account

1 – Contract processing

INDUSTRIAL PRODUCTION IN 2007– THE FIRST RELEASE OF PRODCOM RESULTS

Code	Product and activity	Type of production	Measuring Unit	Total Production	Production sold	Production value sold (in .000 KM)
15.89.11.00.00	Soups and broths and preparations therefor	0	kg	127.946	130.283	1.238
15.89.13.70.00	Prepared baking powders	0	kg	28.947	29.548	175
15.89.14.39.00	Food preparations of flour, meal, starch, etc.	0	kg	495.493	490.935	1.081
15.89.14.91.00	Protein concentrates and flavoured or coloured sugar syrups	0	kg	1.317.463	1.294.134	1.854
15.9	Manufacture of beverages					
15.91	Manufacture of distilled potable alcoholic beverages					
15.91.10.20.01	Spirits obtained from distilled grape wine or grape marc (important: excl. alcohol duty)	0	l alc 100%	7.421	440	3
15.91.10.20.02	Brandy (cognac) and similar products	0	l alc 100%	326.272	309.818	10.978
15.91.10.20.03	Grape brandy	0	l alc 100%	1.766	1.738	23
15.91.10.40.00	Rum and tafia (important: excluding alcohol duty)	0	l alc 100%	11.347	11.560	147
15.91.10.50.00	Gin and Geneva (important: excluding alcohol duty)	0	l alc 100%	8.569	9.556	164
15.91.10.63.00	Vodka of an alcoholic strength by volume of \geq 45.4% (important: excluding alcohol duty)	0	l alc 100%	80.321	79.511	1.297
15.91.10.65.01	Rests from the first distillation of spirit	0	l alc 100%	558.638	372.100	3.343
15.91.10.65.02	Brandy produced by distillation of fruit (plum brandy and similar)	0	l alc 100%	97.329	79.746	2.163
15.91.10.80.00	Spirits, liqueurs and other spirituous beverages (excluding spirits distilled from grape wine, grape marc or fruit/whisky, rum, tafia, gin and geneva, spirits distilled from fruit)	0	l alc 100%	20.509	20.085	477
15.92	Production of ethyl alcohol from fermented materials					
15.92.11.00.00	Undenatured ethyl alcohol of an alcoholic strength by volume \geq 80% (important: excluding alcohol duty)	0	l	860	860	17
15.93	Manufacture of wines					
15.93.12.11.00	White wine in specified regions (v.q.p.r.d.)	0	l	2.607.200	1.465.793	4.020
15.93.12.13.00	White wine (other), not v.q.p.r.d.	0	l	1.419.636	1.825.055	1.305
15.93.12.17.00	Quality wine/grape must with fermentation prevented or arrested by the addition of alcohol, v.q.p.r.d. of an alcoholic strength of \geq 15% excluding white wine and sparkling wine	0	l	336.079	269.126	1.298
15.93.12.19.00	Wine and grape must with fermentation prevented or arrested by the addition of alcohol, of an alcoholic strength \geq 15% (excluding white wine and sparkling wine v.q.p.r.d.)	0	l	195.000	65.780	906

Type of production: 0 – Production on own account

1 – Contract processing

INDUSTRIAL PRODUCTION IN 2007– THE FIRST RELEASE OF PRODCOM RESULTS

Code	Product and activity	Type of production	Measuring Unit	Total Production	Production sold	Production value sold (in .000 KM)
15.96	Manufacture of beer					
15.96.10.00.00	Beer made from malt (excluding non-alcoholic beer, beer containing ? 0.5% by volume of alcohol, alcohol duty)	0	l	100.045.408	100.115.730	112.428
15.98	Production of mineral waters and soft drinks					
15.98.11.30.00	Mineral waters and aerated waters, unsweetened	0	l	102.972.745	102.971.021	43.380
15.98.11.50.00	Unsweetened and non flavoured waters; ice and snow (excluding mineral and aerated waters)	0	l	3.276.435	3.294.014	595
15.98.12.30.00	Waters, with added sugar; other sweetening matter or flavoured, i.e. soft drinks (including mineral and aerated)	0	l	130.891.310	128.487.943	122.605
15.98.12.50.02	Other non-alcoholic beverages not containing milk fat	0	l	12.612.174	11.447.331	10.138
16	Manufacture of tobacco products					
16.0	Manufacture of tobacco products					
16.00	Manufacture of tobacco products					
16.00.11.50.00	Cigarettes containing tobacco or mixtures of tobacco and tobacco substitutes (excluding tobacco duty)	0+1	mil. p/st	4.896	4.910	101.746
		0	mil. p/st	4.836	4.789	100.820
		1	mil. p/st	60	121	926
16.00.12.90.00	Manufactured tobacco, extracts and essences, other homogenised or reconstituted tobacco, n.e.s.	0+1	kg	1.563.346	3.100.370	12.019
		0	kg	1.246.311	2.783.335	11.809
		1	kg	317.035	317.035	210
DB	MANUFACTURE OF TEXTILES AND TEXTILE PRODUCTS					
17	Manufacture of textiles					
17.1	Preparation and spinning of textile fibres					
17.10.42.50.00	Yarn of combed wool or fine animal hair, n.p.r.s.	0+1	kg	456.000	446.000	1.015
		0	kg	1.000	6.000	126
		1	kg	455.000	440.000	889
17.10.43.55.00	Yarn of combed cotton, n.p.r.s., for other uses (including carpets and floor coverings)	1	kg	22.000	22.000	22
17.10.52.30.00	Yarn (other than sewing thread) containing 85 % or more by weight of synthetic staple fibres, n.p.r.s.	0+1	kg	13.000	6.000	48
		0	kg	8.000	1.000	8
		1	kg	5.000	5.000	40
17.10.53.50.00	Yarn containing < 85% by weight of synthetic staple fibres, mixed with combed wool or fine animal hair, n.p.r.s.	0	kg	2.000	10.000	110

Type of production: 0 – Production on own account

1 – Contract processing

INDUSTRIAL PRODUCTION IN 2007– THE FIRST RELEASE OF PRODCOM RESULTS

Code	Product and activity	Type of production	Measuring Unit	Total Production	Production sold	Production value sold (in .000 KM)
17.10.53.50.00	Yarn containing < 85% by weight of synthetic staple fibres,mixed with combed wool or fine animal hair, n.p.r.s.	1	kg	2.000	2.000	22
17.2	Textile weaving					
17.20.20.19.00	Woven fabrics of cotton, not of yarns of different colours, weighing ? 200 g/m ² , for technical or industrial uses (excluding gauze, medical gauze)	0	m2	156.259	156.259	663
17.20.20.20.00	Woven fabrics of cotton weighing ? 100 g/m ² , for medical gauzes, bandages and dressings	0	m2	6.101.478	6.101.478	3.197
17.3	Finishing of textiles					
17.30	Finishing of textiles					
17.30.10.23.00	Dyeing of cotton yarn (excluding sewing thread)	1	kg	83.000	83.000	207
17.4	Manufacture of made-up textile articles, except apparel					
17.40	Manufacture of made-up textile articles, except apparel					
17.40.11.50.00	Blankets and travelling rugs of synthetic fibres (excluding electric blankets)	0	p/st	2.000	6.000	132
17.40.12.53.00	Bed linen of cotton (excluding knitted or crocheted)	0+1	kg	197.085	196.366	1.398
		0	kg	24.946	24.227	472
		1	kg	172.139	172.139	926
17.40.12.59.00	Bed linen of woven textiles (excluding of cotton, of flax or ramie)	0+1	kg	156.072	156.109	838
		0	kg	7.672	7.709	184
		1	kg	148.400	148.400	654
17.40.13.53.00	Table linen of cotton (excluding knitted or crocheted)	0	kg	8.997	9.112	136
17.40.13.59.00	Table linen of woven man-made fibres and of other woven or nonwoven textiles (excluding of cotton, of flax)	0+1	kg	7.096	7.096	308
		0	kg	1.470	1.470	24
		1	kg	5.626	5.626	284
17.40.14.30.00	Toilet linen and kitchen linen, of terry towelling or similar terry fabrics of cotton	0	kg	665	713	15
17.40.15.50.00	Curtains and interior blinds, curtain or bed valances, of woven materials	0	m2	6.291	6.291	192
17.40.15.70.00	Curtains and interior blinds, curtain or bed valances, of nonwoven materials	0	m2	3.369	3.369	68
17.40.16.53.00	Bedspreads (excluding eiderdowns)	0	p/st	927	919	51
17.40.16.59.01	Covers for car seats	1	m2	6.180.548	5.014.531	17.705
17.40.16.59.02	Furnishing textile articles for home decorating	0+1	m2	3.309.755	3.309.755	32.007
		0	m2	574.881	574.881	868
		1	m2	2.734.874	2.734.874	31.139

Type of production: 0 – Production on own account

1 – Contract processing

INDUSTRIAL PRODUCTION IN 2007– THE FIRST RELEASE OF PRODCOM RESULTS

Code	Product and activity	Type of production	Measuring Unit	Total Production	Production sold	Production value sold (in .000 KM)
17.40.22.10.00	Tarpaulins, awnings and sunblinds (excluding caravan awnings)	0+1	kg	90.099	90.099	1.424
		0	kg	72.876	72.876	1.362
		1	kg	17.223	17.223	62
17.40.22.30.00	Tents (including caravan awnings)	0	kg	1.870	1.870	94
17.40.24.99.00	Articles of bedding filled other than with feathers or down (including quilts and eiderdowns, cushions, pouffes, pillows) (excluding mattresses, sleeping bags)	0	p/st	10.754	11.653	258
17.40.25.53.00	Floor-cloths, dish-cloths, dusters and similar cleaning cloths, of nonwoven textiles	0	kg	59.157	59.825	562
17.5	Manufacture of other textiles					
17.51	Manufacture of carpets and rugs					
17.51.12.00.00	Woven carpets and other woven textile coverings (excluding tufted or flopped)	0	m2	46.883	40.725	1.546
17.52	Manufacture of cordage, rope, twine and netting					
17.52.11.35.00	Twines of sisal measuring ? 100,000 decitex (10 g/m) (excluding binder or baler twine)	0	kg	7.197	7.197	175
17.54	Manufacture of other textiles n.e.c.					
17.54.11.30.00	Narrow woven fabrics other than labels, badges and other similar articles	0	kg	21.120	21.120	108
17.54.11.70.00	Braids in the piece; tassels and pompons, ornamental trimmings (excluding knitted or crocheted)	0	kg	8.663	9.240	246
17.54.13.50.00	Cotton embroidery in the piece, in strips or in motifs	1	m2	292.500	292.500	272
17.54.13.70.00	Embroidery of textiles in the piece, in strips or in motifs (excluding without visible ground, cotton)	0	m2	566	566	162
17.54.20.00.00	Felt, whether or not impregnated, coated, covered or laminated, n.e.s.	0	kg	10.030	10.030	70
17.54.38.30.00	Textile hosepiping and similar textile tubing, whether or not impregnated or coated, with or without lining, armour or accessories of other materials	0	kg	7.377	7.377	111
17.7	Manufacture of knitted and crocheted articles					
17.71	Manufacture of knitted and crocheted hosiery					
17.71.10.33.00	Panty hose and tights, of knitted or crocheted synthetic fibres, measuring per single yarn < 67 decitex	0+1	p/st	950.631	1.033.332	675
		0	p/st	527.555	610.256	633
		1	p/st	423.076	423.076	42
17.71.10.35.00	Panty hose and tights, of knitted or crocheted synthetic fibres, measuring per single yarn ? 67 decitex	0	p/st	513.823	458.943	780

Type of production: 0 – Production on own account

1 – Contract processing

INDUSTRIAL PRODUCTION IN 2007– THE FIRST RELEASE OF PRODCOM RESULTS

Code	Product and activity	Type of production	Measuring Unit	Total Production	Production sold	Production value sold (in .000 KM)
17.71.10.90.01	Knitted or crocheted hosiery & footwear for men, n.e.c. (excl. those of synthetic fibres)	0	pa	765.470	689.129	1.554
17.71.10.90.02	Knitted or crocheted hosiery & footwear for men, made of synthetic fibres, n.e.c.	0	pa	0	6.650	1
17.71.10.90.04	Knitted or crocheted hosiery & footwear for women, made of synthetic fibres, n.e.c.	0	pa	50.932	42.444	77
17.71.10.90.05	Knitted or crocheted hosiery & footwear for children, n.e.c. (excl. those of synthetic fibres)	0	pa	278.643	450.617	375
17.71.10.90.06	Knitted or crocheted hosiery & footwear for children, made of synthetic fibres, n.e.c.	0	pa	0	50.407	5
17.72	Manufacture of knitted and crocheted pullovers, cardigans and similar articles					
17.72.10.32.00	Women's or girls' jerseys, pullovers, sweatshirts, waistcoats and cardigans, of wool or fine animal hair (excluding jerseys and pullovers containing ≥50% of wool and weighing ≥600g)	1	p/st	3.817	5.508	20
17.72.10.33.00	Jerseys and pullovers, containing ≥ 50% by weight of wool and weighing ≥ 600 g per article	1	p/st	105.949	105.949	1.216
17.72.10.53.00	Lightweight fine knit roll, polo or turtle neck jumpers and pullovers, of cotton	1	p/st	63.412	66.046	179
18	Manufacture of wearing apparel; dressing and dyeing of fur					
18.1	Manufacture of leather clothes					
18.10	Manufacture of leather clothes					
18.10.10.00.03	Blazers and jackets, of leather	0	p/st	287	580	138
18.10.10.00.05	Other articles of apparel of leather	1	p/st	19.945	19.945	984
18.2	Manufacture of other wearing apparel and accessories					
18.21	Manufacture of workwear					
18.21.11.20.01	Men's or boys' ensembles, of cotton, for industrial and occupational wear	0+1	p/st	396.082	397.203	5.256
		0	p/st	27.272	27.334	2.225
		1	p/st	368.810	369.869	3.031
18.21.11.20.02	Men's or boys' ensembles, of synthetic or man-made fibres, for industrial and occupational wear	0+1	p/st	4.660	4.660	260
		0	p/st	4.205	4.205	249
		1	p/st	455	455	11
18.21.11.30.01	Men's or boys' jackets and blazers, made of cotton, for industrial and occupational wear	0+1	p/st	303.911	301.126	3.466
		0	p/st	101.661	100.442	1.675
		1	p/st	202.250	200.684	1.791
18.21.11.30.02	Men's or boys' jackets and blazers, of synthetic or man-made fibres, for industrial and occupational wear	0+1	p/st	6.863	6.863	230
		0	p/st	5.150	5.150	209
		1	p/st	1.713	1.713	21

Type of production: 0 – Production on own account

1 – Contract processing

INDUSTRIAL PRODUCTION IN 2007– THE FIRST RELEASE OF PRODCOM RESULTS

Code	Product and activity	Type of production	Measuring Unit	Total Production	Production sold	Production value sold (in .000 KM)
18.21.12.40.01	Men's or boys' trousers and breeches, made of cotton, for industrial or occupational wear	0+1	p/st	376.102	376.020	2.369
		0	p/st	141.080	140.998	861
		1	p/st	235.022	235.022	1.508
18.21.12.40.02	Men's or boys' trousers and breeches, of man-made or synthetic fibres, for industrial or occupational wear	0+1	p/st	17.703	17.703	657
		0	p/st	15.562	15.562	640
		1	p/st	2.141	2.141	17
18.21.12.50.01	Men's or boys' bib and brace overalls, of cotton, for industrial or occupational wear	0	p/st	0	0	0
18.21.12.50.02	Men's and boys' bib and brace overalls, made of synthetic or man-made fibres, for industrial or occupational wear	0	p/st	492	492	14
18.21.21.20.01	Women's or girls' ensembles, of cotton, for industrial or occupational wear	0+1	p/st	3.312	3.397	262
		0	p/st	3.232	3.317	260
		1	p/st	80	80	2
18.21.21.20.02	Women's or girls' ensembles, made of synthetic or man-made fibres, for industrial or occupational wear	0	p/st	93	93	5
18.21.21.30.01	Women's or girls' jackets and blazers, of cotton, for industrial or occupational wear	0+1	p/st	5.489	5.489	110
		0	p/st	1.585	1.585	47
		1	p/st	3.904	3.904	63
18.21.21.30.02	Women's or girls' jackets and blazers, of synthetic or man-made fibres, for industrial or occupational wear	0+1	p/st	3.003	3.003	63
		0	p/st	1.780	1.780	46
		1	p/st	1.223	1.223	17
18.21.22.40.01	Women's or girls' trousers and breeches, of cotton, for industrial or occupational wear	0+1	p/st	5.251	5.251	42
		0	p/st	374	374	13
		1	p/st	4.877	4.877	29
18.21.22.40.02	Women's or girls' trousers and breeches, made of synthetic or man-made fibres, for industrial or occupational wear	0+1	p/st	2.583	2.583	22
		0	p/st	299	299	8
		1	p/st	2.284	2.284	14
18.21.30.13.01	Men's or boys' other garments, made of cotton, for industrial and occupational wear	0+1	p/st	234.639	232.207	2.185
		0	p/st	99.399	98.438	1.099
		1	p/st	135.240	133.769	1.086
18.21.30.13.02	Men's or boys' other garments, made of synthetic or man-made fibres, for industrial and occupational wear	0+1	p/st	113.109	113.095	682
		0	p/st	2.793	2.779	76
		1	p/st	110.316	110.316	606

Type of production: 0 – Production on own account

1 – Contract processing

INDUSTRIAL PRODUCTION IN 2007– THE FIRST RELEASE OF PRODCOM RESULTS

Code	Product and activity	Type of production	Measuring Unit	Total Production	Production sold	Production value sold (in .000 KM)
18.21.30.23.01	Women's or girls' other garment, made of cotton, for industrial or occupational wear	0+1	p/st	121.302	121.302	478
		0	p/st	8.067	8.067	131
		1	p/st	113.235	113.235	347
18.21.30.23.02	Women's or girls' other garments, of synthetic or man-made fibres, for industrial or occupational wear	0	p/st	2.011	2.067	32
18.22	Manufacture of other outerwear					
18.22.11.10.00	Men's or boys' overcoats, car-coats, capes, cloaks and similar articles, of knitted or crocheted textiles (excluding jackets and blazers, anoraks, wind-cheaters and wind-jackets)	1	p/st	53.744	53.744	1.118
18.22.11.20.00	Men's or boys' anoraks, ski-jackets, wind-cheaters, wind-jackets and similar articles, of knitted or crocheted textiles (excluding jackets and blazers)	0	p/st	172	172	13
18.22.12.30.00	Men's or boys' jackets and blazers, of knitted or crocheted textiles	0+1	p/st	76.455	76.455	2.185
		0	p/st	13.270	13.270	206
		1	p/st	63.185	63.185	1.979
18.22.12.60.00	Men's or boys' suits and ensembles, of knitted or crocheted textiles	0+1	p/st	26.145	26.145	455
		0	p/st	348	348	10
		1	p/st	25.797	25.797	445
18.22.12.70.00	Men's or boys' trousers, breeches, shorts, bib and brace overalls, of knitted or crocheted textiles	0+1	p/st	36.236	36.236	149
		0	p/st	1.000	1.000	10
		1	p/st	35.236	35.236	139
18.22.14.30.00	Women's or girls' jackets and blazers, of knitted or crocheted textiles	0+1	p/st			
18.22.14.30.00	Women's or girls' jackets and blazers, of knitted or crocheted textiles	1	p/st	6.736	6.736	52
18.22.14.80.00	Women's or girls' skirts and divided skirts, of knitted or crocheted textiles	1	p/st	6.027	6.027	35
18.22.14.90.00	Women's or girls' trousers, breeches, shorts, bib and brace overalls, of knitted or crocheted textiles	1	p/st	943.510	943.510	8.108
18.22.21.10.00	Men's or boys' raincoats	0	p/st	0	1	0
18.22.21.20.02	Men's or boys' overcoats, car-coats, capes, etc., made of other materials	0+1	p/st	150.501	149.939	2.983
		0	p/st	3.357	3.074	351
		1	p/st	147.144	146.865	2.632
18.22.21.30.00	Men's or boys' anoraks, ski-jackets, wind-jackets and similar articles	0+1	p/st	61.645	60.205	1.784
		0	p/st	5.569	5.169	485
		1	p/st	56.076	55.036	1.299

Type of production: 0 – Production on own account

1 – Contract processing

INDUSTRIAL PRODUCTION IN 2007– THE FIRST RELEASE OF PRODCOM RESULTS

Code	Product and activity	Type of production	Measuring Unit	Total Production	Production sold	Production value sold (in .000 KM)
18.22.22.10.02	Men's or boys' suits, made of other textile (excluding wool or fine animal hair, knitted or crocheted)	0+1	p/st	107.238	101.238	3.826
		0	p/st	9.879	8.879	1.497
		1	p/st	97.359	92.359	2.329
18.22.23.00.02	Men's or boys' jackets and blazers made of other textile (excluding wool or fine animal hair, knitted or crocheted and for industrial or occupational wear)	0+1	p/st	449.159	446.079	9.875
		0	p/st	5.665	3.945	287
		1	p/st	443.494	442.134	9.588
18.22.24.42.00	Men's or boys' trousers and breeches, of denim (excluding for industrial or occupational wear)	1	p/st	12.305	12.305	48
18.22.24.44.00	Men's or boys' trousers, breeches and shorts, of wool or fine animal hair (excluding knitted or crocheted, for industrial or occupational wear)	0	p/st	180	250	7
18.22.24.45.00	Men's or boys' trousers and breeches, of man-made fibres (excluding knitted or crocheted, for industrial or occupational wear)	1	p/st	41.737	41.737	277
18.22.24.48.00	Men's or boys' trousers and breeches, of cotton (excluding denim, knitted or crocheted)	0+1	p/st	48.939	48.939	309
		0	p/st	150	150	4
		1	p/st	48.789	48.789	305
18.22.24.49.00	Men's or boys' trousers, breeches, shorts and bib and brace overalls (excluding of wool, cotton and man-made fibres, knitted or crocheted)	0+1	p/st	138.839	130.449	1.375
		0	p/st	24.815	17.622	528
		1	p/st	114.024	112.827	847
18.22.24.60.00	Men's or boys' shorts, of cotton or man-made fibres (excluding knitted or crocheted)	1	p/st	39.726	39.726	141
18.22.31.10.00	Woman's or girls' raincoats	1	p/st	17.197	17.197	271
18.22.31.20.01	Women s or girl s overcoats, car-coats and similar articles, made of wool or fine animal hair	0	p/st	0	3	0
18.22.31.20.02	Woman's or girls' overcoats, capes etc. made of other textile	0+1	p/st	70.187	70.587	2.636
		0	p/st	37.517	37.917	1.966
		1	p/st	32.670	32.670	670
18.22.32.10.02	Women's or girls' suits (combination of jacket and trousers) made of other textile (excluding wool or fine animal hair and knitted or crocheted)	0+1	p/st	7.773	7.935	484
		0	p/st	5.394	5.521	445
		1	p/st	2.379	2.414	39

Type of production: 0 – Production on own account

1 – Contract processing

INDUSTRIAL PRODUCTION IN 2007– THE FIRST RELEASE OF PRODCOM RESULTS

Code	Product and activity	Type of production	Measuring Unit	Total Production	Production sold	Production value sold (in .000 KM)
18.22.33.30.01	Women's or girls' jackets and blazers of wool or fine animal hair (excluding knitted or crocheted and for industrial or occupational wear)	0	p/st	7.745	7.745	107
18.22.33.30.02	Women's or girls' jackets and blazers made of other textile (excluding wool or fine animal hair, knitted or crocheted and for industrial or occupational wear)	0+1	p/st	265.739	263.858	6.288
		0	p/st	9.761	9.917	803
		1	p/st	255.978	253.941	5.485
18.22.34.70.03	Women's or girls' dresses, of cotton (excluding knitted or crocheted)	0+1	p/st	16.207	16.062	215
		0	p/st	1.494	1.409	102
		1	p/st	14.713	14.653	113
18.22.34.70.04	Women's or girls' dresses, made of other textile (excluding cotton, wool or fine animal hair, silk and knitted or crocheted)	0+1	p/st	22.782	22.880	318
		0	p/st	1.852	1.950	87
		1	p/st	20.930	20.930	231
18.22.34.80.01	Women's or girls' skirts and divided skirts (excluding knitted or crocheted)	0+1	p/st	51.466	49.568	404
		0	p/st	6.338	4.440	135
		1	p/st	45.128	45.128	269
18.22.34.80.02	Women's or girls' skirts and divided skirts (excluding knitted or crocheted)	1	p/st	10.235	10.235	45
18.22.34.80.03	Women's or girls' skirts and divided skirts of wool or fine animal hair (excluding knitted or crocheted)	1	p/st	17.757	17.757	126
18.22.34.80.04	Women's or girls' skirts and divided skirts, made of other textile (excluding cotton, wool or fine animal hair, synthetic or man-made fibres and knitted or crocheted)	0+1	p/st	150.350	147.888	1.437
		0	p/st	15.600	15.058	504
		1	p/st	134.750	132.830	933
18.22.35.42.00	Women's or girls' trousers and breeches, of denim (excluding for industrial or occupational wear)	1	p/st	39.961	39.961	175
18.22.35.44.00	Women's or girls' trousers and breeches, of of wool or fine animal hair (excluding for industrial or occupational wear)	0+1	p/st	21.350	21.200	141
		0	p/st	400	250	10
		1	p/st	20.950	20.950	131
18.22.35.46.00	Women's or girls' skirts and divided skirts, of synthetic or man-made fibres (excluding knitted or crocheted and for industrial or occupational wear)	0+1	p/st	58.717	63.602	299
		0	p/st	6.366	6.791	194
		1	p/st	52.351	56.811	105

Type of production: 0 – Production on own account

1 – Contract processing

INDUSTRIAL PRODUCTION IN 2007– THE FIRST RELEASE OF PRODCOM RESULTS

Code	Product and activity	Type of production	Measuring Unit	Total Production	Production sold	Production value sold (in .000 KM)
18.22.35.48.00	Women's or girls' trousers and breeches, of cotton (excluding denim, for industrial or occupational wear)	0+1	p/st	272.363	276.044	1.738
		0	p/st	3.346	3.250	91
		1	p/st	269.017	272.794	1.647
18.22.35.49.00	Women's or girls' trousers and breeches (excluding wool or fine animal hair, man-made fibres, knitted or crocheted)	1	p/st	2.000	2.000	14
18.22.35.51.00	Women's or girls' bib and brace overalls, of cotton (excluding knitted or crocheted, for industrial or occupational wear)	0+1	p/st	6.877	7.600	133
		0	p/st	2.904	3.627	102
		1	p/st	3.973	3.973	31
18.22.35.61.00	Women's or girls' shorts, of cotton (excluding knitted and crocheted)	0	p/st	0	65	0
18.22.35.63.00	Women's or girls' bib and brace overalls, of textiles (excluding cotton, knitted or crocheted, for industrial or occupational wear) and women's or girls' shorts, of wool or fine animal hair (excluding knitted or crocheted)	1	p/st	880	880	2
18.22.35.69.00	Women's or girls' trousers, breeches, bib and brace overalls, of textiles (excluding cotton, wool or fine animal hair, man-made fibres, knitted or crocheted)	0+1	p/st	37.419	32.112	319
		0	p/st	11.740	8.233	215
		1	p/st	25.679	23.879	104
18.23	Manufacture of underwear					
18.23.11.10.00	Men's or boys' shirts and under-shirts, of knitted or crocheted textiles	1	p/st	31.821	32.743	98
18.23.12.20.00	Men's or boys' underpants and briefs, of knitted or crocheted textiles (including boxer shorts)	0+1	p/st	121.422	121.515	57
		0	p/st	122	215	2
		1	p/st	121.300	121.300	55
18.23.12.30.00	Men's or boys' nightshirts and pyjamas, of knitted or crocheted textiles	0	p/st	991	983	22
18.23.13.10.00	Women's or girls' blouses, shirts and shirt-blouses, of knitted or crocheted textiles	1	p/st	550	550	3
18.23.14.20.00	Women's or girls' briefs and panties, of knitted or crocheted textiles (including boxer shorts)	0+1	p/st	972.240	966.649	588
		0	p/st	44.484	38.893	170
		1	p/st	927.756	927.756	418
18.23.21.00.01	Men's or boys' shirts, of cotton (excluding knitted or crocheted)	0+1	p/st	114.757	110.670	812
		0	p/st	8.179	4.179	219
		1	p/st	106.578	106.491	593

Type of production: 0 – Production on own account

1 – Contract processing

INDUSTRIAL PRODUCTION IN 2007– THE FIRST RELEASE OF PRODCOM RESULTS

Code	Product and activity	Type of production	Measuring Unit	Total Production	Production sold	Production value sold (in .000 KM)
18.23.21.00.02	Men's or boys' shirts, made of other textile (excluding cotton, knitted or crocheted)	0	p/st	500	250	6
18.23.22.20.01	Men's or boys' underpants and briefs, of cotton (including boxer shorts) (excluding knitted or crocheted)	0+1	p/st	3.098.024	3.125.681	2.982
		0	p/st	1.811.913	1.839.570	2.050
		1	p/st	1.286.111	1.286.111	932
18.23.22.20.02	Man s or boy s underpants or slip-pants, made of other textile (including boxer shorts) (excluding cottone, knitted or crocheted)	0+1	p/st	202.518	202.518	246
		0	p/st	200.000	200.000	240
		1	p/st	2.518	2.518	6
18.23.22.30.01	Men's or boys' nightshirts and pyjamas, of cotton (excluding knitted or crocheted)	0	p/st	12.468	12.566	134
18.23.22.40.01	Men's or boys' singlets, vests, bathrobes, dressing gowns and similar articles, of cotton (excluding knitted or crocheted)	0+1	p/st	2.270.257	2.306.032	2.939
		0	p/st	1.592.386	1.628.161	2.468
		1	p/st	677.871	677.871	471
18.23.22.40.02	Man s or boy s singlets, vests, bathrobes, dressing gowns and similar articles, made of other textile (excluding knitted or crocheted)	1	p/st	182.404	186.225	267
18.23.23.00.01	Women's or girls' blouses, shirts and shirt-blouses, of silk and silk patches (excluding knitted or crocheted)	1	p/st	10.869	10.869	38
18.23.23.00.02	Women's or girls' blouses, shirts and shirt-blouses, of cotton (excluding knitted or crocheted)	0+1	p/st	95.142	87.524	679
		0	p/st	11.129	8.685	262
		1	p/st	84.013	78.839	417
18.23.23.00.03	Women's or girls' blouses, shirts and shirt-blouses, made of other textile (excluding cotton, silk or silk patches and knitted or crocheted)	0+1	p/st	90.072	85.358	1.269
		0	p/st	35.165	30.451	814
		1	p/st	54.907	54.907	455
18.23.24.30.01	Women's or girls' nightdresses and pyjamas, of cotton (excluding knitted or crocheted)	0+1	p/st	172.929	176.889	622
		0	p/st	36.427	40.284	359
		1	p/st	136.502	136.605	263
18.23.24.50.00	Women's or girls' slips and petticoats (excluding knitted or crocheted)	0+1	p/st	74.588	74.332	75
		0	p/st	2.788	2.532	14
		1	p/st	71.800	71.800	61

Type of production: 0 – Production on own account

1 – Contract processing

INDUSTRIAL PRODUCTION IN 2007– THE FIRST RELEASE OF PRODCOM RESULTS

Code	Product and activity	Type of production	Measuring Unit	Total Production	Production sold	Production value sold (in .000 KM)
18.23.24.60.00	Women's or girls' singlets and other vests, briefs, panties, négligés, bathrobes, dressing gowns, housecoats and similar articles of cotton (excl. knitted or crocheted)	0+1	p/st	7.694.595	7.936.021	8.546
		0	p/st	5.960.883	6.203.444	7.185
		1	p/st	1.733.712	1.732.577	1.361
18.23.24.80.00	Women's or girls' negligees, bathrobes, dressing gowns, singlets, vests, briefs and panties (including boxer shorts), of fibres other than cotton (excluding knitted or crocheted)	0+1	p/st	2.420.704	2.416.630	1.428
		0	p/st	1.492.889	1.488.815	881
		1	p/st	927.815	927.815	547
18.23.24.89.00	Women's or girls' singlets, vests, briefs, panties, negligees, bathrobes, dressing gowns and similar articles, of textiles (excluding cotton, man-made fibres, knitted or crocheted)	1	p/st	731.707	731.707	516
18.23.25.30.00	Brassieres	0+1	p/st	295.888	291.630	814
		0	p/st	43.184	38.926	365
		1	p/st	252.704	252.704	449
18.23.30.00.00	T-shirts, singlets and vests, knitted or crocheted	0+1	p/st	276.895	271.065	602
		0	p/st	4.523	4.523	28
		1	p/st	272.372	266.542	574
18.24	Manufacture of other wearing apparel and accessories n.e.c.					
18.24.12.10.00	Track-suits, of knitted or crocheted textiles	1	p/st	10.000	5.105	17
18.24.12.40.00	Men's or boys' swimwear, of knitted or crocheted textiles	1	p/st	150.000	150.000	93
18.24.12.50.00	Women's or girls' swimwear, of knitted or crocheted textiles	1	p/st	50.000	50.000	172
18.24.13.00.00	Gloves, mittens and mitts, of knitted or crocheted textiles	0	pa	115	115	0
18.24.14.90.00	Clothing accessories and parts thereof, of knitted or crocheted textiles (excluding gloves, mittens, shawls, scarves and mufflers, mantillas and veils-ties, bow-ties and cravats)	0	p/st	2.390	5.760	370
18.24.21.00.00	Babies' clothing and accessories, of textiles, not knitted or crocheted (for children of h?86cm) including vests, rompers, underpants, stretch-suits, napkins, gloves, mittens and outerwear	0	p/st	48.579	48.629	128
18.24.21.00.00	Babies' clothing and accessories, of textiles, not knitted or crocheted (for children of h?86cm) including vests, rompers, underpants, stretch-suits, napkins, gloves, mittens and outerwear	1	p/st	2.627	3.427	5

Type of production: 0 – Production on own account

1 – Contract processing

INDUSTRIAL PRODUCTION IN 2007– THE FIRST RELEASE OF PRODCOM RESULTS

Code	Product and activity	Type of production	Measuring Unit	Total Production	Production sold	Production value sold (in .000 KM)
18.24.22.10.02	Other men's or boys' waistcoats, tracksuits and jogging suits, made of other textile (excluding ski-suits, wool or fine animal hair and knitted or crocheted)	0+1	p/st	810.992	810.472	4.356
		0	p/st	21.912	21.392	542
		1	p/st	789.080	789.080	3.814
18.24.22.20.01	Women s ar girl s waistcoats, tracksuits and jogging suits, made of wool or fine animal hair (excluding ski-suits, knitted or crocheted)	1	p/st	29.794	29.794	78
18.24.22.20.02	Other women's or girls' waistcoats, tracksuits and jogging suits, made of other textile (excluding ski-suits, wool or fine animal hair and knitted or crocheted)	0+1	p/st	107.755	106.785	1.825
		0	p/st	4.967	3.997	246
		1	p/st	102.788	102.788	1.579
18.24.23.33.00	Shawls, scarves, mufflers, mantillas, veils and the like (excluding articles of silk or silk waste, knitted or crocheted)	0	p/st	76	76	0
18.24.23.53.00	Ties, bow ties and cravats (excluding articles of silk or silk waste, knitted or crocheted)	0	p/st	523	523	5
18.24.31.73.00	Protective gloves, mittens and mitts for all trades, of leather or composition leather	0	pa	48.473	58.772	352
18.24.31.75.00	Gloves, mittens and mitts, of leather or composition leather (excluding for sport, protective for all trades)	0+1	pa	32.753	33.307	166
		0	pa	3.543	4.097	96
		1	pa	29.210	29.210	70
18.24.32.10.00	Garments made up of knitted or crocheted, coated, impregnated, covered, laminated, rubberized textile fabrics	1	p/st	2.493	2.493	10
18.24.32.33.00	Garments made up of felt (excluding hats)	1	p/st	1.000	1.000	3
18.24.42.70.00	Hats and other headgear, knitted or crocheted or made-up from lace, felt or other textile fabric in the piece (but not in strips); hair-nets of any material	0+1	p/st	4.664.193	4.841.551	303
		0	p/st	1.031	1.041	6
		1	p/st	4.663.162	4.840.510	297
18.24.43.35.00	Hats and other headgear (excluding of felt, plaited or made-up from fabrics in the piece or in strips, knitted or crocheted, of rubber, of plastics, of fur-skin, safety headgear)	0+1	p/st	32.397	32.009	77
		0	p/st	11.651	10.663	41
		1	p/st	20.746	21.346	36
18.3	Dressing and dyeing of fur; manufacture of articles of fur					
18.30	Dressing and dyeing of fur; manufacture of articles of fur					
18.30.11.30.00	Tanned or dressed whole furskins, not assembled, of rabbit, hare or lamb	0	p/st	8.578	10.319	148

Type of production: 0 – Production on own account

1 – Contract processing

INDUSTRIAL PRODUCTION IN 2007– THE FIRST RELEASE OF PRODCOM RESULTS

Code	Product and activity	Type of production	Measuring Unit	Total Production	Production sold	Production value sold (in .000 KM)
18.30.12.30.02	Other articles of apparel and clothing accessories, of genuine fur skins (excluding hats and headgear)	0	p/st	196	424	26
DC MANUFACTURE OF LEATHER AND LEATHER PRODUCTS						
19	Tanning and dressing of leather; manufacture of luggage, handbags, saddlery, harness and footwear					
19.1	Tanning and dressing of leather					
19.10	Tanning and dressing of leather					
19.10.21.00.00	Leather, of bovine animals, without hair, whole	0	kg	125.024	115.762	1.605
19.10.23.00.00	Leather, of equine animals, without hair	0+1	kg	1.003.399	1.003.399	514
		0	kg	140.599	140.599	215
		1	kg	862.800	862.800	299
19.10.31.30.00	Sheep or lamb skin leather without wool on; tanned but not further prepared (excluding chamois leather)	0+1	kg	190.848	190.848	679
		0	kg	111.326	111.326	549
		1	kg	79.522	79.522	130
19.10.31.50.00	Sheep or lamb skin leather without wool on; parchment-dressed or prepared after tanning (excluding chamois, patent, patent laminated leather and metallised leather)	0	m2	209.078	215.977	2.645
19.10.41.30.00	Animal leather without hair on, tanned but not further prep. (excluding chamois, patent and patent laminated, metallized, bovine, equine, sheep or lamb skin, goat or kid skin, swine)	0	kg	86.775	86.775	106
19.2	Manufacture of luggage, handbags and the like, saddlery and harness					
19.20	Manufacture of luggage, handbags and the like, saddlery and harness					
19.20.11.00.00	Saddlery and harness for any animal made from any material (including traces; leads; knee pads; muzzles; saddle cloths; saddle bags; dog coats and the like)	1	p/st	31.139	31.139	218
19.20.12.10.00	Trunks, suitcases, vanity-cases, briefcases, school satchels and similar containers of leather, composition leather, patent leather, plastics, textile materials, aluminium or other materials	0	p/st	735	725	18
19.20.12.20.00	Handbags of leather, composition leather, patent leather, plastic sheeting, textile materials or other materials (including those without a handle)	0+1	p/st	8.051	7.327	157
		0	p/st	404	440	32
		1	p/st	7.647	6.887	125
19.20.12.30.00	Articles normally carried in pocket or handbag	0	p/st	5.721	5.357	142
19.20.12.50.00	Cases and containers, n.e.c.	0	p/st	536.078	544.445	1.846

Type of production: 0 – Production on own account

1 – Contract processing

INDUSTRIAL PRODUCTION IN 2007– THE FIRST RELEASE OF PRODCOM RESULTS

Code	Product and activity	Type of production	Measuring Unit	Total Production	Production sold	Production value sold (in .000 KM)
19.20.13.00.00	Watch straps, bands, bracelets and parts thereof (including of leather, composition leather or plastic; excluding of precious metal, metal or base metal clad/plated with precious metal)	1	p/st	29.000	29.000	290
19.3	Manufacture of footwear					
19.30	Manufacture of footwear					
19.30.11.00.00	Waterproof footwear, with uppers in rubber or plastics (excluding incorporating a protective metal toecap)	1	pa	509.705	509.705	1.189
19.30.12.31.00	Town footwear with rubber or plastic uppers	1	pa	1.635.939	1.492.939	1.556
19.30.13.51.00	Men's town footwear with leather uppers (including boots and shoes; excluding waterproof footwear, footwear with a protective metal toe-cap)	0+1	pa	1.106.281	1.109.736	11.659
		0	pa	69.008	74.463	3.142
		1	pa	1.037.273	1.035.273	8.517
19.30.13.52.00	Women's town footwear with leather uppers (including boots and shoes; excluding waterproof footwear, footwear with a protective metal toe-cap)	0+1	pa	2.877.901	2.836.488	31.805
		0	pa	165.480	156.336	5.515
		1	pa	2.712.421	2.680.152	26.290
19.30.13.53.00	Children's town footwear with leather uppers (including boots and shoes; excluding waterproof footwear, footwear with a protective metal toe-cap)	0+1	pa	737.997	736.388	3.949
		0	pa	1.000	1.391	27
		1	pa	736.997	734.997	3.922
19.30.13.61.00	Men's sandals with leather uppers (including thong type sandals, flip flops)	0+1	pa	70.869	70.418	282
		0	pa	773	322	10
		1	pa	70.096	70.096	272
19.30.13.62.00	Women's sandals with leather uppers (including thong type sandals, flip flops)	0+1	pa	722.374	724.763	3.219
		0	pa	6.682	5.070	109
		1	pa	715.692	719.693	3.110
19.30.13.70.00	Slippers and other indoor footwear with rubber; plastic or leather outer soles and leather uppers (including dancing and bedroom slippers, mules)	0+1	pa	555.109	556.117	1.994
		0	pa	9.037	10.045	161
		1	pa	546.072	546.072	1.833

Type of production: 0 – Production on own account

1 – Contract processing

INDUSTRIAL PRODUCTION IN 2007– THE FIRST RELEASE OF PRODCOM RESULTS

Code	Product and activity	Type of production	Measuring Unit	Total Production	Production sold	Production value sold (in .000 KM)
19.30.13.80.00	Footwear with wood; cork or other outer soles and leather uppers (excluding outer soles of rubber; plastics or leather)	0+1	pa	151.880	153.880	1.076
		0	pa	29.000	31.000	93
		1	pa	122.880	122.880	983
19.30.14.44.00	Slippers and other indoor footwear (including dancing and bedroom slippers, mules)	0	p/st	348.216	154.266	736
19.30.14.45.00	Footwear with rubber; plastic or leather outer soles and textile uppers (excluding slippers and other indoor footwear, sports footwear)	1	pa	234.402	239.484	881
19.30.22.40.00	Sports footwear with rubber or plastic outer soles and textile uppers (including tennis shoes; basketball shoes; gym shoes; training shoes and the like)	1	pa	72.000	72.000	186
19.30.23.50.00	Sports footwear with rubber; plastic or leather outer soles and leather uppers (excluding ski-boots; cross-country ski footwear and snowboard boots)	1	pa	1.096.134	1.078.850	10.479
19.30.31.50.00	Footwear with rubber; plastic or leather outer soles and leather uppers; and with a protective metal toe-cap	0	pa	5.282	6.134	206
19.30.40.65.00	Leather uppers and parts thereof of footwear (excluding stiffeners)	0+1	pa	3.847.680	3.847.680	21.212
		0	pa	358.393	358.393	2.209
		1	pa	3.489.287	3.489.287	19.003
19.30.40.69.00	Uppers and parts thereof of footwear (excluding stiffeners, of leather)	1	pa	970.584	970.584	4.278

DD MANUFACTURE OF WOOD AND WOOD PRODUCTS
20 Manufacture of wood and of products of wood and cork, except furniture; manufacture of articles of straw and plaiting materials
20.1 Sawmilling and planing of wood; impregnation of wood
20.10 Sawmilling and planing of wood; impregnation of wood

20.10.10.10.00	Railway or tramway sleepers (cross-ties) of wood; not impregnated	0	m3	524	505	679
20.10.10.32.00	Coniferous wood sawn or chipped lengthwise; sliced or peeled; of a thickness > 6 mm and end-jointed or sanded	0	m3	21.624	22.086	6.196
20.10.10.34.00	Coniferous wood; sawn or chipped lengthwise; sliced or peeled; of a thickness > 6mm; planed (excluding end-jointed or sanded)	0	m3	46.524	42.624	14.476
20.10.10.35.00	Spruce wood (<i>Picea abies</i> Karst.), fir wood (<i>Abies alba</i> Mill.)	0+1	m3	528.224	487.759	124.629
		0	m3	527.544	487.079	124.602
		1	m3	680	680	27
20.10.10.37.00	Pine wood: <i>Pinus sylvestris</i> L.	0	m3	3.065	3.197	868

Type of production: 0 – Production on own account

1 – Contract processing

INDUSTRIAL PRODUCTION IN 2007– THE FIRST RELEASE OF PRODCOM RESULTS

Code	Product and activity	Type of production	Measuring Unit	Total Production	Production sold	Production value sold (in .000 KM)
20.10.10.39.00	Softwood sawn/chipped lengthwise, sliced/peeled and thickness > 6 mm including pencil slats - wood length ? 125cm, thickness <12.5 mm excluding end-jointed - planed/sanded, spruce/pine	0+1	m3	24.447	21.718	6.727
		0	m3	24.358	21.629	6.724
		1	m3	89	89	3
20.10.10.50.01	Oak wood; sawn or chipped lengthwise; sliced or peeled; of a thickness > 6mm (excluding oak blocks, strips and friezes), not worked, planed or sanded	0+1	m3	52.109	47.714	32.706
		0	m3	50.278	45.883	32.611
		1	m3	1.831	1.831	95
20.10.10.50.02	Beech wood; sawn or chipped lengthwise; sliced or peeled; of a thickness > 6mm, not worked, planed or sanded	0+1	m3	294.357		
		0	m3	289.339	234.271	101.205
		1	m3	5.018	4.988	359
20.10.10.50.03	Ash wood; sawn or chipped lengthwise; sliced or peeled; of a thickness > 6mm, not worked, planed or sanded	0	m3	2.679	1.908	1.460
20.10.10.50.04	Other hard non-coniferous wood; sawn or chipped lengthwise; sliced or peeled; of a thickness > 6mm, not worked, planed or sanded	0	m3	10.779	4.158	3.080
20.10.10.50.05	Poplar wood; sawn or chipped lengthwise; sliced or peeled; of a thickness > 6mm, not worked, planed or sanded	0	m3	243	344	117
20.10.10.50.06	Other soft non-coniferous wood; sawn or chipped lengthwise; sliced or peeled; of a thickness > 6mm, not worked, planed or sanded	0	m3	3.086	1.896	1.322
20.10.10.71.00	Tropical wood; sawn or chipped lengthwise; sliced or peeled; end-jointed or planed/sanded; of a thickness > 6mm	0	m3	144	0	0
20.10.10.77.00	Oak blocks; strips or friezes for parquet or wood block flooring; planed but not assembled (excluding continuously shaped)	0	m2	325.405	332.921	5.021
20.10.21.10.00	Coniferous wood continuously shaped	0	kg	7.384.274	7.292.224	8.451
20.10.21.53.00	Non-coniferous wood continuously shaped (excluding blocks; strips and friezes for parquets or wood block flooring; not assembled)	0	kg	2.632.421	2.687.171	1.586
20.10.21.55.00	Non-coniferous wood blocks; strips and friezes for parquet or wood block flooring; continuously shaped (excluding assembled)	0	m2	178.992	147.472	1.587
20.10.23.03.00	Coniferous wood in chips or particles	0	kg	465.000	465.000	14

Type of production: 0 – Production on own account

1 – Contract processing

INDUSTRIAL PRODUCTION IN 2007– THE FIRST RELEASE OF PRODCOM RESULTS

Code	Product and activity	Type of production	Measuring Unit	Total Production	Production sold	Production value sold (in .000 KM)
20.10.23.05.00	Non-coniferous wood in chips or particles	0	kg	13.240.259	13.523.659	1.444
20.10.40.05.00	Sawdust	0	kg	3.784.867	3.669.200	83
20.10.40.09.00	Wood waste and scrap (including agglomerated in logs; briquettes; pellets or similar forms) (excluding sawdust)	0	kg	22.006.843	22.000.282	2.840
20.10.90.00.00	Treatment; impregnation and preservation of wood (including seasoning and drying)	0+1	m3	4.818	4.818	328
		0	m3	3.774	3.774	287
		1	m3	1.044	1.044	41
20.2	Manufacture of veneer sheets; manufacture of plywood, laminboard, particle board, fibre board and other panels and boards					
20.20	Manufacture of veneer sheets; manufacture of plywood, laminboard, particle board, fibre board and other panels and boards					
20.20.11.05.00	Plywood consisting solely of sheets of wood with each ply ≥ 6 mm thick and with min. one outer ply of hardwood excluding of tropical wood	0	m3	1.424	1.486	1.011
20.20.11.09.00	Plywood consisting solely of sheets of wood with each ply < or equal to 6mm thickness and with min. one outer ply of softwood	0	m3	1.041	1.028	1.187
20.20.12.33.00	Pywood,veneered panels and similar laminated wood of min. one outer ply of hardwood, one of chipboard excluding plywood solely of sheets of wood with each ply ≥ 6 mm thickness	0	m3	6.152	6.418	5.587
20.20.12.35.00	Other plywood, veneered panels, outer ply non-coniferous wood: block-, lamin-, battenboard	0	m3	1.135	1.173	1.664
20.20.12.39.00	Other plywood, veneered panels, at least 1 outer ply of non-coniferous wood	0	m3	361	397	679
20.20.12.55.00	Other plywood, veneered panels, block-, lamin-, battenboard	0	m3	368	365	580
20.20.13.35.00	Particule board and similar board of wood surfaced with decorative laminates of plastics (excluding waferboard or oriented strand board)	0	m3	1.523	1.523	110
20.20.13.39.00	Particule board and similar board of wood, others, including waferboard	0	m3	474	474	700
20.20.21.13.00	Veneer sheets,sheets for plywood and other wood sawn lengthwise, sliced/peeled, thickness ≥6mm and end-jointed, planed/sanded/small boards for the manufacture of pencils	0	m3	14.106	7.464	6.417
20.20.22.00.00	Densified wood; in blocks; plates; strips or profile shapes	0	m3	14.322	13.018	18.106

Type of production: 0 – Production on own account

1 – Contract processing

INDUSTRIAL PRODUCTION IN 2007– THE FIRST RELEASE OF PRODCOM RESULTS

Code	Product and activity	Type of production	Measuring Unit	Total Production	Production sold	Production value sold (in .000 KM)
20.3	Manufacture of builders' carpentry and joinery					
20.30	Manufacture of builders' carpentry and joinery					
20.30.11.10.01	Windows with wings unfixed and their frames made of wood	0	p/st	12.836	13.793	3.822
20.30.11.10.02	Windows with wings fixed and their frames made of wood	0	p/st	55.956	53.160	12.497
20.30.11.10.05	Other windows and their frames made of wood	0+1	p/st	22.405	22.589	4.042
		0	p/st	22.219	22.403	3.993
		1	p/st	186	186	49
20.30.11.50.01	Outside doors and their frames and thresholds, made of wood	0+1	p/st	16.517	16.467	3.752
		0	p/st	16.441	16.391	3.728
		1	p/st	76	76	24
20.30.11.50.02	Other outside balcony doors and their frames and thresholds, made of wood	0+1	p/st	7.963	7.939	3.323
		0	p/st	7.915	7.891	3.296
		1	p/st	48	48	27
20.30.11.50.03	Inside doors and their frames and thresholds, made of wood	0+1	p/st	48.956	48.497	6.869
		0	p/st	48.728	48.269	6.824
		1	p/st	228	228	45
20.30.11.50.05	Other doors and their frames and thresholds, n.e.c. made of wood	0+1	p/st	56.528	56.296	12.457
		0	p/st	56.322	56.090	12.426
		1	p/st	206	206	31
20.30.11.50.06	Door wings, made of wood	0	p/st	15.896	14.406	1.092
20.30.11.50.07	Blind frames, made of wood	0	p/st	352.590	352.621	6.846
20.30.12.19.01	Parquet panels of oak wood, massive	0	m2	234.304	232.976	6.728
20.30.12.19.02	Parquet panels of breech wood, massive	0	m2	171.167	178.397	3.082
20.30.12.19.03	Other parquet panels, massive	0	m2	11.173	8.638	274
20.30.12.19.04	Parquet panels of oak wood, lamella type, (without base elements)	0	m2	14.082	16.273	211
20.30.12.19.05	Parquet panels of breech wood, lamella type, (without base elements)	0	m2	328	328	3
20.30.12.19.06	Parquet panels of oak wood, lamella type, with base elements	0	m2	29.658	32.944	396
20.30.12.19.08	Parquet panels of other wood, lamella type, with and without base elements	0	m2	267	119	2
20.30.13.00.00	Builders' joinery and carpentry of wood excluding windows, french-windows and doors, their frames/thresholds, parquet panels, shuttering for concrete constructional work - shingles, shakes	0	kg	223.049	142.788	271
20.30.20.00.01	Prefabricated buildings, made of wood, for living	0	m2	16.749	16.700	5.829

Type of production: 0 – Production on own account

1 – Contract processing

INDUSTRIAL PRODUCTION IN 2007– THE FIRST RELEASE OF PRODCOM RESULTS

Code	Product and activity	Type of production	Measuring Unit	Total Production	Production sold	Production value sold (in .000 KM)
20.4	Manufacture of wooden containers					
20.40	Manufacture of wooden containers					
20.40.11.33.00	Flat pallets and pallet collars of wood	0	p/st	477.630	472.390	3.313
20.40.11.35.00	Box pallets and load boards of wood (excluding flat pallets)	0	p/st	5.905	6.286	79
20.40.12.13.01	Package ware made of non-coniferous wood	0	kg	3.172.368	3.148.244	1.209
20.40.12.13.02	Package ware made of coniferous wood	0	kg	67.891	1.950	2
20.5	Manufacture of other products of wood; manufacture of articles of cork, straw and plaiting materials					
20.51	Manufacture of other products of wood					
20.51.11.00.00	Tools; tool bodies and handles and broom or brush bodies and handles of wood; boat and shoe lasts and trees of wood	0	kg	492.000	486.000	380
20.51.12.00.00	Tableware and kitchenware of wood	0	kg	47.920	61.078	86
20.51.13.00.00	Wood marquetry and inlaid wood; caskets/cases for jewellery, cutlery and similar articles, statuettes and other ornaments, coat/hat racks, office letter trays, ash trays, pen-trays, ink stands	0	kg	3.032	3.032	26
20.51.14.10.00	Wooden frames for paintings; photographs; mirrors or similar objects	0	m	721.818	721.818	2.083
20.51.14.50.01	Wooden coffins	0	p/st	3.874	3.844	713
20.51.14.50.02	Other articles of wood n.e.c. (hanging hooks, hangers, ironing boards etc.)	0	p/st	46.983	43.189	729
20.52	Manufacture of articles of cork, straw and plaiting materials					
20.52.15.70.00	Basketwork, wickerwork, other articles of vegetable materials	0	kg	1.890	1.890	9
DE	MANUFACTURE OF PULP, PAPER AND PAPER PRODUCTS; PUBLISHING AND PRINTING					
21	Manufacture of pulp, paper and paper products					
21.1	Manufacture of pulp, paper and paperboard					
21.11	Manufacture of pulp					
21.11.12.13.00	Unbleached coniferous chemical wood pulp; soda or sulphate (excluding dissolving grades)	0	kg 90 % sdt	10.515.000	0	0
21.12	Manufacture of paper and paperboard					
21.12.21.90.00	Paper stock for household : others	0	kg	33.551.000	18.773.000	30.665
21.12.23.15.00	Uncoated; unbleached sack kraft paper (excluding for writing; printing or other graphic purposes, punch card stock and punch card tape paper)	0	kg	27.000	24.500	56

Type of production: 0 – Production on own account

1 – Contract processing

INDUSTRIAL PRODUCTION IN 2007– THE FIRST RELEASE OF PRODCOM RESULTS

Code	Product and activity	Type of production	Measuring Unit	Total Production	Production sold	Production value sold (in .000 KM)
21.12.23.33.00	Uncoated kraft paper and paperboard weighing \geq 150 g/m ² (excluding kraftliner, sack kraft paper, for writing; printing and other graphic purposes, etc.)	0	kg	3.021.501	1.888.045	1.486
21.12.23.35.00	Uncoated kraft paper/paperboard weighing between 150-225g/m ² (excluding kraftliner, sack kraft paper, for writing, printing or other graphic purposes, punch card stock and tape paper)	0	kg	27.534.879	8.371.597	5.458
21.12.24.00.00	Uncoated fluting paper; in rolls or sheets	0	kg	19.919.479	12.856.966	7.739
21.12.30.30.00	Uncoated filter paper and paperboard in rolls or sheets	0	kg	6.188	5.786	255
21.12.57.00.00	Other paper, paperboard, coated..., n.e.c.	0	kg	21.737	22.404	93
21.2	Manufacture of articles of paper and paperboard					
21.21	Manufacture of corrugated paper and paperboard and of containers of paper and paperboard					
21.21.11.00.00	Corrugated paper and paperboard in rolls or sheets	0	kg	18.184.249	14.382.726	12.016
21.21.12.30.00	Sacks and bags; with a base width \geq 40 cm; of paper; paperboard; cellulose wadding or webs of cellulose fibres	0	kg	4.012.456	3.958.283	9.221
21.21.12.50.00	Sacks and bags of paper; paperboard; cellulose wadding or webs of cellulose fibres (excluding those with a base width \geq 40 cm)	0	kg	1.088.766	1.166.511	3.155
21.21.13.00.00	Cartons; boxes and cases of corrugated paper or paperboard	0+1	kg	7.862.115	7.881.238	13.319
		0	kg	7.201.656	7.220.779	13.102
		1	kg	660.459	660.459	217
21.21.14.00.01	Folding boxes, cutup, and other packaging for liquids	0	kg	73.612	73.612	175
21.21.14.00.02	Folding boxes, cutup, and other packaging, made of solid paperboards (boxes etc.)	0	kg	829.288	833.631	1.184
21.21.14.00.03	Other folding cartons; boxes and cases of non-corrugated paper or paperboard	0	kg	191.694	192.037	808
21.21.15.30.03	Other packaging products of paper, n.e.c.	0	kg	1.754.667	1.719.511	6.419
21.21.15.50.00	Box files; letter trays; storage boxes and similar articles of paper or paperboard of a kind used in offices; shops or the like	0	kg	42.849	43.849	209
21.22	Manufacture of household and sanitary goods and of toilet requisites					
21.22.11.10.00	Toilet paper	0	kg	16.193.778	16.223.710	43.782
21.22.11.33.00	Handkerchiefs and cleansing or facial tissues of paper pulp; paper; cellulose wadding or webs of cellulose fibres	0	kg	1.238.497	1.371.959	4.784

Type of production: 0 – Production on own account

1 – Contract processing

INDUSTRIAL PRODUCTION IN 2007– THE FIRST RELEASE OF PRODCOM RESULTS

Code	Product and activity	Type of production	Measuring Unit	Total Production	Production sold	Production value sold (in .000 KM)
21.22.11.35.00	Hand towels of paper pulp; paper; cellulose wadding or webs of cellulose fibres	0	kg	4.975.333	4.932.874	14.510
21.22.11.50.00	Tablecloths and serviettes of paper pulp; paper; cellulose wadding or webs of cellulose fibres	0	kg	2.807.744	2.847.553	7.287
21.22.12.30.00	Napkins and napkin liners for babies and similar sanitary articles of paper pulp, paper, cellulose wadding or webs of excluding toilet paper, sanitary towels, tampons and similar articles	0	kg	2.129.240	2.067.266	14.643
21.22.12.90.00	Household, sanitary or hospital articles of paper, etc., n.e.c.	0	kg	1.393.534	1.433.389	7.256
21.23	Manufacture of paper stationery					
21.23.11.15.00	Self-copy paper (excluding in rolls > 36 cm wide or in rectangular or square sheets with one or both sides > 36 cm in an unfolded state)	0	kg	190.096	190.096	1.021
21.23.11.30.00	Self-adhesive paper in strips or rolls	0	kg	44.000	44.000	244
21.23.12.30.00	Envelopes of paper or paperboard	0	kg	4.515	4.515	4
21.23.13.50.00	Paper or paperboard for writing, printing or other graphic purposes	0	kg	346.020	340.717	935
21.25	Manufacture of other articles of paper and paperboard n.e.c.					
21.25.12.35.00	Self-adhesive printed labels of paper or paperboard	0	kg	429.205	427.062	2.621
21.25.12.39.00	Printed labels of paper or paperboard (excluding self-adhesive)	0	kg	183.546	187.400	1.146
21.25.14.80.00	Other articles of paper and paperboard: others (excluding impregnated with diagnostic or laboratory reagents)	0	kg	38.436	40.436	374
22	Publishing, printing and reproduction of recorded media					
22.1	Publishing					
22.11	Publishing of books					
22.11.10.00.00	Books; brochures; leaflets and pamphlets in single sheets published by you; or printed and published by you	0	p/st	21.613.545	21.593.545	4.932
22.11.21.70.01	Other printed books; brochures; leaflets and similar printed material: school books	0	p/st	1.849.922	1.831.255	3.171
22.11.21.70.02	Other printed books, brochures, leaflets and similar printed matter: books for children	0	p/st	29.787	41.530	355
22.11.21.70.03	Other printed books, brochures, leaflets and similar printed matter: belles-lettres (fine literature)	0	p/st	61.892	76.825	604
22.11.21.70.04	Other printed books, brochures, leaflets and similar printed matter: social science	0	p/st	121.500	114.090	501
22.11.21.70.05	Other printed books, brochures, leaflets and similar printed matter: science and technology	0	p/st	0	3	0

Type of production: 0 – Production on own account

1 – Contract processing

INDUSTRIAL PRODUCTION IN 2007– THE FIRST RELEASE OF PRODCOM RESULTS

Code	Product and activity	Type of production	Measuring Unit	Total Production	Production sold	Production value sold (in .000 KM)
22.11.21.70.06	State, regional, local address books: telephone, telefax, telex books, in hard or soft binding	0	p/st	2.612.360	2.612.346	2.120
22.11.21.70.07	Information handbooks, in hard or soft binding	0	p/st	809	809	31
22.11.21.70.09	Printed books, brochures, leaflets and similar printed matter, albums and books for children in hard or soft binding	0	p/st	417.914	421.924	683
22.12	Publishing of newspapers					
22.12.11.00.00	Newspapers; journals and periodicals; appearing at least four times a week published by you; or printed and published by you (including advertising revenue)	0+1	p/st	26.980.244	21.918.517	17.588
		0	p/st	25.706.429	20.644.702	17.117
		1	p/st	1.273.815	1.273.815	471
22.13	Publishing of journals and periodicals					
22.13.11.00.01	Newspapers, appearing less than four times a week, printed (including advertising attachment)	0+1	p/st	4.133.707	4.133.707	3.081
		0	p/st	4.115.459	4.115.459	3.026
		1	p/st	18.248	18.248	55
22.13.11.00.02	Journals and other periodicals, appearing less than four times a week, printed (including advertising attachment)	0+1	p/st	5.860.827	5.006.179	7.596
		0	p/st	4.775.422	3.920.774	7.141
		1	p/st	1.085.405	1.085.405	455
22.14	Publishing of sound recordings					
22.14.11.50.00	Compact discs, with sound recordings	0	p/st	32.833	30.170	151
22.14.12.50.00	Magnetic tapes, with sound recordings, of a width > 4 mm but ? 6.5 mm	0	p/st	18.337	17.625	53
22.15	Other publishing					
22.15.11.50.00	Other printed or illustrated postcards	0	p/st	210	210	0
22.15.13.00.00	Pictures; designs and photographs published by you; or printed and published by you	0	kg	1.090	1.090	13
22.15.15.30.00	Transfers (decalcomanias) (including vitrifiable)	0	p/st	1.031.140	1.031.140	227
22.15.15.50.00	Calendars of any kind, printed, including calendar blocks	0+1	p/st	175.040	175.040	236
		0	p/st	169.240	169.240	214
		1	p/st	5.800	5.800	22

Type of production: 0 – Production on own account

1 – Contract processing

INDUSTRIAL PRODUCTION IN 2007– THE FIRST RELEASE OF PRODCOM RESULTS

Code	Product and activity	Type of production	Measuring Unit	Total Production	Production sold	Production value sold (in .000 KM)
22.2	Printing and service activities related to printing					
22.21	Printing of newspapers					
22.21.10.00.00	Printing of newspapers; journals and periodicals; appearing at least four times a week	0+1	kg	9.283.968	9.283.968	19.891
		0	kg	5.139.968	5.139.968	7.795
		1	kg	4.144.000	4.144.000	12.096
22.22	Printing n.e.c.					
22.22.11.00.00	New stamps; stamp-impressed paper; cheque forms; banknotes, etc	0	kg	344.635	344.635	3.660
22.22.12.30.00	Commercial catalogues	0	kg	351.700	351.674	1.891
22.22.12.50.00	Other printed trade advertising material and the like (excluding commercial catalogues)	0	kg	265.344	265.627	2.984
22.22.13.00.00	Other printed matter, n.e.c.	0	kg	1.213.150	1.197.889	7.994
22.22.20.13.00	Registers, account books, order books and receipt books, of paper or paperboard	0	kg	555.501	551.536	3.192
22.22.20.15.00	Note books, letter pads, memorandum pads, of paper or paperboard	0	kg	548.800	548.422	3.459
22.22.20.17.00	Diaries, of paper or paperboard	0	kg	3.768	3.768	38
22.22.20.19.00	Engagement books, address books, telephone number books and copy books, of paper or paperboard (excluding diaries)	0	kg	3.100	3.100	11
22.22.20.30.00	Exercise books, of paper or paperboard	0	kg	478.202	466.650	1.096
22.22.20.50.00	Binders, folders and file covers, of paper or paperboard (excluding book covers)	0	kg	13.689	13.689	136
22.22.20.75.00	Continuous multi-part business forms, including interleaved carbon sets, carbonless paper and books	0	kg	298.817	298.009	1.136
22.22.20.79.00	Multi-part business forms, including single leaf forms, interleaved carbon sets, carbonless paper and books (excluding continuous forms)	0	kg	225.227	225.852	1.233
22.22.31.00.00	Printing of books, brochures, children's picture or colouring books and music printed or in manuscript	0	kg	811.326	811.326	1.565
22.22.32.20.00	Printing of newspapers, journals and periodicals, appearing <4 times a week including newspaper supplements excluding inserts	0+1	kg	1.967.828	1.967.828	3.520
		0	kg	1.787.971	1.787.971	3.083
		1	kg	179.857	179.857	437
22.22.32.43.00	Printing of non-stamped illustrated postcards, cards bearing personal greetings, messages, announcements including birthday cards, christmas cards, etc.	0	kg	235	235	11
22.22.32.45.00	Printing of transfers (decalcomanias)	0	kg	2.500	2.500	49
22.22.32.50.00	Printing of calendars of any kind including calendar blocks	0	kg	41.448	41.673	227

Type of production: 0 – Production on own account

1 – Contract processing

INDUSTRIAL PRODUCTION IN 2007– THE FIRST RELEASE OF PRODCOM RESULTS

Code	Product and activity	Type of production	Measuring Unit	Total Production	Production sold	Production value sold (in .000 KM)
22.22.32.90.00	Printing directly onto materials other than paper; paper based products and textiles (including printing onto plastic; glass; metal; wood and ceramics)	0+1	ef.hrs	25.382	25.382	539
		0	ef.hrs	22.482	22.482	525
		1	ef.hrs	2.900	2.900	14
22.23	Bookbinding					
22.23.10.10.00	Bookbinding and finishing of books and similar articles (folding, assembling, stitching, glue, cutting, cover laying)	0+1	ef.hrs	18.816	18.816	227
		0	ef.hrs	16.616	16.616	194
		1	ef.hrs	2.200	2.200	33
22.23.10.30.00	Binding and finishing of brochures, magazines, catalogues, samples and advertising literature including folding, assembling, stitching, gluing, cutting cover laying	0	ef.hrs	14.328	14.328	379
22.24	Pre-press activities					
22.24.20.00.00	Printing components	0+1	ef.hrs	4.230	4.230	46
		0	ef.hrs	3.330	3.330	32
		1	ef.hrs	900	900	14
22.25	Ancillary activities related to printing					
22.25.10.00.00	Other graphic services	0+1	ef.hrs	36.830	36.830	451
		0	ef.hrs	36.656	36.656	438
		1	ef.hrs	174	174	13
22.3	Reproduction of recorded media					
22.31	Reproduction of sound recording					
22.31.10.70.00	Reproduction of sound on compact discs	0	p/st	13.000	13.000	37

DF MANUFACTURE OF COKE, REFINED PETROLEUM PRODUCTS AND NUCLEAR FUEL

23 Manufacture of coke, refined petroleum products and nuclear fuel

23.1 Manufacture of coke oven products

23.10 Manufacture of coke oven products

23.10.10.30.00	Coke-oven coke (obtained from the carbonisation of coking coal, at high temperature), gas-works coke (by-product of gas-works plants)	0	t	592.471	598.296	168.228
23.10.20.00.00	Tar (mixture of aromatic and aliphatic components, usually resulting from distillation process of coal, lignite or peat)	0	t	24.409	0	0

Type of production: 0 – Production on own account

1 – Contract processing

INDUSTRIAL PRODUCTION IN 2007– THE FIRST RELEASE OF PRODCOM RESULTS

Code	Product and activity	Type of production	Measuring Unit	Total Production	Production sold	Production value sold (in .000 KM)
23.2	Manufacture of refined petroleum products					
23.20	Manufacture of refined petroleum products					
23.20.18.50.01	Motor lubricating oils	0+1	t	6.266	6.137	26.373
		0	t	6.219	6.090	26.305
		1	t	47	47	68
23.20.18.50.02	Other lubricating oils and greases	0	t	4.071	4.007	13.158
23.20.21.20.00	Liquefied refinery gases (light hydro carbonates - mixtures, liquefied under high pressure)	0	t	4.499	4.499	4.748
23.20.31.00.03	Other waxes	0	t	0	0	0
23.20.31.00.04	Lubricating greases	0	t	357	348	1.752
23.20.32.50.00	Petroleum bitumen (black or dark brown solid and semi-solid thermo-plastic material with waterproofing and self adhesive properties.)	0	t	0	0	0
DG	MANUFACTURE OF CHEMICALS, CHEMICAL PRODUCTS AND MAN-MADE FIBRES					
24	Manufacture of chemicals and chemical products					
24.1	Manufacture of basic chemicals					
24.11	Manufacture of industrial gases					
24.11.11.30.00	Rare gases (excluding argon)	0	m3	35.574	35.574	361
24.11.11.60.00	Nitrogen	0	m3	46.186	46.186	91
24.11.11.70.00	Oxygen	0	m3	1.382.889	1.385.589	2.448
24.11.12.30.01	Carbon dioxide, gaseous or liquid	0	kg	5.056.563	5.051.563	3.092
24.11.12.30.02	Carbon dioxide, compressed	0	kg	3.070.498	3.074.958	994
24.11.13.00.00	Liquid air; compressed air	0	kg	118.248	118.114	173
24.12	Manufacture of dyes and pigments					
24.12.21.10.00	Disperse dyes and preparations based thereon	0	kg	29.928	31.000	103
24.13	Manufacture of other inorganic basic chemicals					
24.13.14.13.01	Hydrogen chloride (hydrochloric acid), for technical purposes	0	kg HCl	0	0	0
24.13.15.25.00	Sodium hydroxide (caustic soda); solid	0	kg NaOH	0	0	0
24.13.31.53.00	Sulphate of aluminium	0	kg Al2O3	454.300	225.300	77
24.13.31.57.00	Sulphates (excluding those of aluminium and barium)	0	kg	3.882.000	3.914.000	552
24.13.33.20.00	Sodium hydrogencarbonate (sodium bicarbonate)	0	kg	13.287.350	12.877.170	3.977
24.13.33.79.00	Carbonates (excluding ammonium; disodium; sodium hydrogen carbonate, potassium; calcium; barium; lead; lithium; strontium and bismuth)	0	kg	145.586.760	150.813.840	37.131

Type of production: 0 – Production on own account

1 – Contract processing

INDUSTRIAL PRODUCTION IN 2007– THE FIRST RELEASE OF PRODCOM RESULTS

Code	Product and activity	Type of production	Measuring Unit	Total Production	Production sold	Production value sold (in .000 KM)
24.13.42.50.00	Distilled and conductivity water and water of similar purity	0	kg	160.567	51.994	24
24.14	Manufacture of other organic basic chemicals					
24.14.11.90.00	Unsaturated acyclic hydrocarbons (excluding ethylene, propene, butene, buta-1.3-diene and isoprene)	0	kg	308.641	308.641	236
24.14.12.80.00	Naphthalene and anthracene	0	kg	904.000	863.000	1.067
24.14.24.15.00	Phenol (hydroxybenzene) and its salts	0	kg	165	165	0
24.14.32.71.01	Acetic acid, edible	0	kg	687.700	695.695	3.379
24.14.33.87.00	Maleic anhydride	0	kg	8.582.000	8.349.000	16.496
24.14.63.75.00	Methyloxirane (propylene oxide)	0	kg	8.607.108	0	0
24.14.72.00.01	Wood charcoal, agglomerated	0	kg	3.829.726	3.837.890	2.139
24.14.72.00.02	Wood charcoal for laboratory use	0	kg	6.265.209	6.269.674	3.844
24.14.73.70.00	Pitch and pitch coke; obtained from coal tar or from other mineral tars	0	kg	6.125.000	4.264.000	2.498
24.15	Manufacture of fertilizers and nitrogen compounds					
24.15.30.90.00	Mineral or chemical fertilizers, nitrogenous, n.e.c.	0	kg N	43.580.000	52.093.000	4.401
24.16	Manufacture of plastics in primary forms					
24.16.20.35.00	Expansible polystyrene; in primary forms	0	kg	5.130.599	5.083.105	20.604
24.16.40.20.00	Polyethers; in primary forms (excluding polyacetals, polyether alcohols)	0	kg	11.205.564	11.001.454	10.547
24.16.40.62.00	Polyethylene terephthalate having a viscosity number of ? 78 ml/g	0	kg	866.679	911.086	2.723
24.16.56.70.00	Polyurethanes; in primary forms	0	kg	1.351.777	824.925	2.878
24.16.57.00.00	Silicones; in primary forms	0	kg	20.000	19.000	117
24.2	Manufacture of pesticides and other agro-chemical products					
24.20	Manufacture of pesticides and other agro-chemical products					
24.20.14.50.00	Disinfectants based on halogenated compounds put up in forms or packings for retail sale or as preparations	0	kg act.subst.	1.465	200	0
24.3	Manufacture of paints, varnishes and similar coatings, printing ink and mastics					
24.30	Manufacture of paints, varnishes and similar coatings, printing ink and mastics					
24.30.11.50.00	Paints and varnishes; based on acrylic or vinyl polymers dispersed or dissolved in an aqueous medium (including enamels and lacquers)	0	kg	1.329.970	1.265.575	2.540
24.30.11.70.03	Other paints, varnishes dispersed or dissolved in an aqueous medium - indoor use	0	kg	397.068	281.103	358
24.30.11.70.04	Other paints, varnishes dispersed or dissolved in an aqueous medium - outdoor use	0	kg	85.129	83.854	130
24.30.12.50.00	Other paints and varnishes based on acrylic or vinyl polymers	0	kg	29.149	32.186	134

Type of production: 0 – Production on own account

1 – Contract processing

INDUSTRIAL PRODUCTION IN 2007– THE FIRST RELEASE OF PRODCOM RESULTS

Code	Product and activity	Type of production	Measuring Unit	Total Production	Production sold	Production value sold (in .000 KM)
24.30.12.90.01	Coatings (paints and varnishes) based on alkyd amine polymers acrylamine	0	kg	808	2.068	11
24.30.12.90.02	Coatings (paints and varnishes) based on polyurethane polymers	0	kg	114.532	114.532	533
24.30.12.90.04	Non-pigmented coatings (paints and varnishes) based on nitrocellulose polymers	0	kg	0	0	0
24.30.12.90.06	Coatings (paints and varnishes) for use in shipbuilding	0	kg	20.251	20.251	28
24.30.12.90.07	Other coatings (paints and varnishes) based on synthetic polymers n.e.c.	0	kg	2.026.333	1.940.498	4.386
24.30.22.60.00	Non-refractory surfacing preparations for façades, indoor walls, floors, ceilings or the like	0	kg	1.365.735	1.360.160	876
24.30.22.73.00	Organic composite solvents and thinners used in conjunction with coatings and inks; based on butyl acetate	0	kg	56.415	56.415	119
24.30.22.79.00	Organic composite solvents and thinners used in conjunction with coatings and inks (excluding those based on butyl acetate)	0	kg	0	168	0
24.4	Manufacture of pharmaceuticals, medicinal chemicals and botanical products					
24.42	Manufacture of pharmaceutical preparations					
24.42.11.60.00	Medicaments of penicillins, streptomycins or deriv. thereof, in doses or p.r.s.	0	kg	28.900	17.593	6.038
24.42.11.80.02	Sulphonamides - finished medicaments in doses (lump) or ready for retail sale	0	kg	11.257	7.569	650
24.42.11.80.03	Medicaments containing other antibiotics, in doses (in bulk) or prepared for retail sale (p.r.s.)	0	kg	12.144	9.836	4.086
24.42.12.65.00	Medicaments containing corticosteroid hormones, their derivatives and structural analogues, put up in measured doses or for retail sale	0	kg	4.320	577	86
24.42.13.60.00	Medicaments containing vitamins; provitamins; derivatives and intermixtures thereof; for therapeutic or prophylactic uses; put up in measured doses or for retail sale	0	kg	12.640	11.486	2.446
24.42.13.80.02	Psycho pharmaceuticals ready for retail sale, n.e.c.	0	kg	61.763	21.630	3.664
24.42.13.80.03	Antiarrhythmic agents, prepared for retail trade, n.e.c.	0	kg	19.920	10.797	4.107
24.42.13.80.04	Antianginalitic agents, prepared for retail trade, n.e.c.	0	kg	21.910	15.316	1.882
24.42.13.80.05	Other medicaments for cardio-vascular diseases, ready for retail sale, n.e.c.	0	kg	53.240	38.194	27.902
24.42.13.80.06	Anti rheumatic products, p.r.s., n.e.c.	0	kg	17.200	11.609	1.603
24.42.13.80.07	Anaesthetics, ready for retail sale, n.e.c.	0	kg	9.110	8.927	447
24.42.13.80.08	Other medicaments of mixed or unmixed products, p.r.s., n.e.c.	0	kg	379.973	336.071	39.387

Type of production: 0 – Production on own account

1 – Contract processing

INDUSTRIAL PRODUCTION IN 2007– THE FIRST RELEASE OF PRODCOM RESULTS

Code	Product and activity	Type of production	Measuring Unit	Total Production	Production sold	Production value sold (in .000 KM)
24.42.23.40.00	Opacifying preparations for X-ray examinations; diagnostic reagents designed to be administered to the patient	0	kg	10.444	8.976	89
24.42.24.10.00	Adhesive dressings or similar articles; impregnated or coated with pharmaceutical substances; or put up in forms for retail sale	0	kg	24.609	24.609	880
24.42.24.30.00	Wadding, gauze, etc with pharmaceutical substances, p.r.s., n.e.c.	0	kg	48.579	49.221	139
24.5	Manufacture of soap and detergents, cleaning and polishing preparations, perfumes and toilet preparations					
24.51	Manufacture of soap and detergents, cleaning and polishing preparations					
24.51.20.90.00	Organic surface-active agents (excluding soap, anionic, cationic, non-ionic)	0	kg	36.000	36.000	55
24.51.31.20.00	Soap and organic surface-active products in bars, etc, for toilet use	0	kg	204.269	202.582	346
24.51.31.50.00	Soap and organic surface-active products in bars, etc, n.e.c.	0	kg	8.100	5.351	5
24.51.31.73.00	Soap in the form of flakes; wafers; granules or powders	0	kg	231.200	219.000	364
24.51.32.40.00	Surface-active preparations; whether or not containing soap; p.r.s. (excluding those for use as soap)	0	kg	869.000	869.000	678
24.51.32.50.01	Washing and cleaning preparations, p.r.s., for machine washing	0	kg	10.027.975	9.678.601	11.821
24.51.32.50.02	Washing and cleaning preparations, p.r.s., for delicate hand washing	0	kg	873.431	821.380	810
24.51.32.50.03	Washing and cleaning preparations, p.r.s., for washing the dishes	0	kg	4.962.413	4.804.400	4.290
24.51.32.50.04	Other washing and cleaning preparations, p.r.s.,	0	kg	1.909.511	1.898.178	2.699
24.51.32.60.00	Surface-active preparations; whether or not containing soap; n.p.r.s. (excluding those for use as soap)	0	kg	1.223.033	1.200.010	1.329
24.51.32.70.00	Washing preparations and cleaning preparations, with or without soap, n.p.r.s. including auxiliary washing preparations excluding those for use as soap, surface-active preparations	0	kg	1.000	1.000	1
24.51.41.00.00	Preparations for perfuming or deodorizing rooms (including odoriferous preparations used during religious rites)	0	kg	28.977	30.567	146
24.51.43.70.00	Polishes and similar preparations; for coachwork (excluding artificial and prepared waxes, metal polishes)	0	kg	4.616	3.636	4
24.51.44.00.00	Scouring pastes and powders and other scouring preparations	0	kg	21.053	19.109	30
24.52	Manufacture of perfumes and toilet preparations					
24.52.11.70.00	Toilet waters	0	l	893	857	59
24.52.14.00.00	Powders; whether or not compressed; for cosmetic use (including talcum powder)	0	kg	41	41	1

Type of production: 0 – Production on own account

1 – Contract processing

INDUSTRIAL PRODUCTION IN 2007– THE FIRST RELEASE OF PRODCOM RESULTS

Code	Product and activity	Type of production	Measuring Unit	Total Production	Production sold	Production value sold (in .000 KM)
24.52.15.00.00	Beauty, make-up and skin care preparations including suntan excluding medicaments, lip and eye make-up, manicure and pedicure preparations, powders for cosmetic use and talcum powder	0	kg	31.878	31.970	985
24.52.16.30.00	Shampoos	0	kg	408.901	401.803	670
24.52.16.50.00	Preparations for permanent waving or straightening of hair	0	kg	107.758	107.758	589
24.52.17.00.00	Hair preparations (excluding shampoos, permanent waving and hair straightening preparations, lacquers)	0	kg	58	153	8
24.52.19.50.00	Personal deodorants and anti-perspirants	0	kg	485	434	8
24.6	Manufacture of other chemical products					
24.61	Manufacture of explosives					
24.61.11.50.00	Prepared explosives (excluding propellant powders)	0	kg	2.386.779	2.399.378	2.768
24.61.12.70.00	Percussion or detonating caps; igniters and electric detonators	0	p/st	284.267.080	287.750.719	11.845
24.61.14.00.00	Signalling flares; rain rockets; fog signals and other pyrotechnic articles (excluding fireworks)	0	kg	135.634	136.227	5.058
24.62	Manufacture of glues and gelatines					
24.62.10.95.02	Glues based on India-rubber or plastics (including synthetic resins)	0	kg	120	0	0
24.62.10.95.03	Prepared glues and other prepared adhesives, n.e.c.	0	kg	15.415.900	15.614.925	4.267
24.63	Manufacture of essential oils					
24.63.10.20.00	Essential oils	0	kg	370	327	116
24.66	Manufacture of other chemical products n.e.c.					
24.66.33.30.00	Hydraulic brake fluids and other prepared liquids for hydraulic transmission; not containing or containing < 70% by weight of petroleum oils or oils obtained from bituminous mineral	0	kg	168.111	152.206	920
24.66.33.50.00	Anti-freezing preparations and prepared de-icing fluids	0	kg	1.724.203	1.690.187	4.310
24.66.45.70.00	Finishing agents, etc., used in the textile industry	0	kg	400	400	1
24.66.46.30.00	Prepared rubber accelerators	0	kg	244.690	244.690	361

Type of production: 0 – Production on own account

1 – Contract processing

INDUSTRIAL PRODUCTION IN 2007– THE FIRST RELEASE OF PRODCOM RESULTS

Code	Product and activity	Type of production	Measuring Unit	Total Production	Production sold	Production value sold (in .000 KM)
DH	MANUFACTURE OF RUBBER AND PLASTIC PRODUCTS					
25	Manufacture of rubber and plastic products					
25.1	Manufacture of rubber products					
25.11	Manufacture of rubber tyres and tubes					
25.11.15.50.00	Rubber tyre flaps	0	p/st	100.000	100.000	100
25.12	Retreading and rebuilding of rubber tyres					
25.12.10.30.00	Retreaded tyres of rubber of a kind used on motor cars	0	p/st	9.265	10.680	349
25.12.10.50.00	Retreaded tyres of rubber of a kind used on buses and lorries	0+1	p/st	13.154	13.006	3.945
		0	p/st	12.994	12.846	3.924
		1	p/st	160	160	21
25.13	Manufacture of other rubber products					
25.13.30.55.00	Rubber hose reinforced with metal	0	kg	10.558	10.558	98
25.13.50.70.00	Rubberized textile fabrics (excluding adhesive tape of a width \geq 20 cm)	0	kg	2.952	0	0
25.13.60.55.00	Household gloves of vulcanised rubber	0	pa	100.854	90.848	77
25.13.73.49.00	Rubber-to-metal bonded articles for other uses than for tractors and motor vehicles	0	kg	88.486	94.320	1.352
25.13.73.79.03	Product made of hard rubber	0	kg	28.165	28.165	479
25.2	Manufacture of plastic products					
25.21	Manufacture of plastic plates, sheets, tubes and profiles					
25.21.10.70.00	Monofilament with any cross-sectional dimension $>$ 1 mm; rods; sticks and profile shapes of polymers of vinyl chloride (including surface worked but not otherwise worked)	0+1	kg	3.018.499	3.018.499	2.032
		0	kg	5.480	5.480	13
		1	kg	3.013.019	3.013.019	2.019
25.21.21.53.00	Rigid tubes; pipes and hoses of polymers of ethylene	0	kg	5.053.515	5.120.300	19.542
25.21.21.55.00	Rigid tubes; pipes and hoses of polymers of propylene	0	kg	400.286	408.730	1.304
25.21.21.57.00	Rigid tubes; pipes and hoses of polymers of vinyl chloride	0	kg	342.420	334.920	982
25.21.22.20.00	Flexible tubes; pipes and hoses of plastics; with a burst pressure \geq 27.6 MPa	0	kg	17.999	17.999	48
25.21.30.10.00	Other plates..., of polymers of ethylene, not reinforced, thickness \geq 0.125 mm	0	kg	1.412.056	1.412.056	6.067
25.21.30.17.01	Folia sheets and plates of polymers of ethylene	0	kg	3.688.649	3.673.325	12.287
25.21.30.29.01	Folia sheets and plates of polymers of propylene	0	kg	1.119.264	1.119.264	5.269

Type of production: 0 – Production on own account

1 – Contract processing

INDUSTRIAL PRODUCTION IN 2007– THE FIRST RELEASE OF PRODCOM RESULTS

Code	Product and activity	Type of production	Measuring Unit	Total Production	Production sold	Production value sold (in .000 KM)
25.21.30.29.02	Other plates and stripes, of polypropylene	0	kg	18.220	18.220	243
25.21.30.87.00	Plates..., of addition polymerization products	0	kg	24.210	23.362	345
25.21.41.20.01	Cellular plates, strips, foils etc. of fibre-reinforced polymers of styrene	0	kg	1.358.799	1.451.227	1.387
25.21.41.20.02	Cellular plates, strips... of other polymers of styrene	0	kg	995.724	927.670	4.191
25.21.41.50.00	Cellular plates; sheets; film; foil and strip of polyurethanes	0	kg	43.970	42.431	561
25.21.42.79.00	Other plates, sheets, films, foil and strip, of polymerization products	0	kg	1.462	805	2
25.21.42.80.00	Other plates..., non cellular of plastics other than made by polymerization	0	kg	877.116	917.816	2.550
25.22	Manufacture of plastic packing goods					
25.22.11.00.01	Sacks and bags (incl. cones) ? 120 g/m ² of polymers of ethylene	0	kg	953.381	955.272	5.992
25.22.11.00.02	Dustbin sacks and bags ? 120 g/m ² of polymers of ethylene	0	kg	43.105	43.355	150
25.22.11.00.03	Heavy duty sacks and bags > 120 g/m ² of polymers of ethylene	0	kg	770.421	770.421	2.002
25.22.11.00.04	Carrier bags of polymers of ethylene	0	kg	605.868	588.668	2.446
25.22.11.00.05	Other sacks of polymers of ethylene	0	kg	554.332	550.232	2.494
25.22.12.00.01	Sacks and bags (including cones) ? 120 g/m ² of other plastics	0	kg	10.933	11.664	58
25.22.12.00.03	Solid bags, weight > 120g/m ² , from other plastic materials	0	kg	10.932	8.045	39
25.22.12.00.04	Other sacks and bags of other plastics	0	kg	15.000	15.000	69
25.22.13.00.00	Plastic boxes; cases; crates and similar articles for the conveyance or packing of goods	0	kg	247.078	217.836	744
25.22.14.50.01	Plastic carboys; bottles; flasks and similar articles for the conveyance or packing of goods, made of polyethylene, of a capacity ? 2 litres	0	p/st	115.963.344	113.232.996	15.465
25.22.14.50.04	Plastic carboys; bottles; flasks and similar articles for the conveyance or packing of goods, made of other plastics, of a capacity ? 2 litres	0+1	p/st	132.554.212	125.610.490	7.790
		0	p/st	130.401.948	123.458.226	7.704
		1	p/st	2.152.264	2.152.264	86
25.22.14.70.01	Plastic carboys; bottles; flasks and similar articles for the conveyance or packing of goods, made of polyethylene, of a capacity > 2 litres	0	p/st	11.268.958	10.013.774	4.609
25.22.14.70.02	Baloons, bottles and similar products for transport or packing goods, from polypropylene; content > 2l	0	p/st	1.137.285	1.173.868	252
25.22.15.25.00	Plastic caps and capsules for bottles	0	kg	25.151	21.871	113
25.22.15.27.00	Plastic stoppers; lids; caps and other closures (excluding for bottles)	0	kg	19.356	19.356	191
25.22.15.40.00	Other articles for the conveyance or packing of goods of plastics	0	p/st	492.805	222.232	258

Type of production: 0 – Production on own account

1 – Contract processing

INDUSTRIAL PRODUCTION IN 2007– THE FIRST RELEASE OF PRODCOM RESULTS

Code	Product and activity	Type of production	Measuring Unit	Total Production	Production sold	Production value sold (in .000 KM)
25.23	Manufacture of builders' ware of plastic					
25.23.11.55.00	Floor coverings in rolls or in tiles; and wall or ceiling coverings consisting of a support impregnated; coated or covered with polyvinyl chloride	0	m2	511	511	22
25.23.12.50.00	Plastic baths; shower-baths, sinks and wash-basins	0	p/st	38	13	1
25.23.12.70.00	Plastic lavatory seats and covers	0	p/st	11.129	4.956	33
25.23.12.90.00	Plastic bidets; lavatory pans; flushing cisterns and similar sanitary ware (excluding baths; showers-baths, sinks and wash-basins, lavatory seats and covers)	0	p/st	10.062	9.886	209
25.23.13.00.00	Plastic reservoirs; tanks; vats; intermediate bulk and similar containers; of a capacity > 300 litres	0	kg	19.941	19.941	320
25.23.14.50.01	Plastic windows and their frames, etc. window sills	0	p/st	118.337	118.061	41.572
25.23.14.50.02	Plastic doors and their thresholds	0	p/st	27.202	27.090	21.953
25.23.14.70.00	Plastic shutters; blinds and similar articles and parts thereof	0	kg	181.324	180.803	3.214
25.23.15.50.02	External wall lining tiles and boards, made of other plastics	0	kg	246.084	232.776	1.157
25.23.15.90.00	Other articles of plastic for construction including rawl plugs and other wall plugs; trunking, ducting and cable trays for electrical circuits	0	kg	139.463	137.818	1.334
25.24	Manufacture of other plastic products					
25.24.10.00.00	Plastic articles of apparel and clothing accessories (including gloves; raincoats; aprons; belts and babies' bibs) (excluding headgear)	0	kg	2.321	2.321	30
25.24.21.30.00	Self-adhesive strips of plastic with a coating consisting of unvulcanized natural or synthetic rubber; in rolls of a width ? 20 cm	0	kg	7.308	7.308	78
25.24.23.20.00	Tableware and kitchenware of plastic	0	kg	235.919	235.919	1.246
25.24.23.30.00	Sponges of regenerated cellulose	0	kg	67.951	68.059	808
25.24.23.70.00	Other toiletry and household articles of plastics n.e.c.	0	kg	644.719	636.127	6.297
25.24.28.20.00	Plastic fittings for furniture; coachwork or the like	0	kg	2.537	2.534	44
25.24.28.50.00	Other articles made from sheet	0	kg	3.250	3.310	101
25.24.28.70.00	Other articles of plastics or other materials	0+1	kg	3.339.948	3.339.855	13.734
		0	kg	1.367.031	1.366.938	11.325
		1	kg	1.972.917	1.972.917	2.409
25.24.90.40.00	Plastic products, parts of apparatus of HS 8535 to 8537, and 8542	0	kg	241.364	241.364	2.297
25.24.90.60.00	Plastic parts and accessories for all land vehicles (excluding for locomotives or rolling stock)	0	kg	22.370	19.370	170

Type of production: 0 – Production on own account

1 – Contract processing

INDUSTRIAL PRODUCTION IN 2007– THE FIRST RELEASE OF PRODCOM RESULTS

Code	Product and activity	Type of production	Measuring Unit	Total Production	Production sold	Production value sold (in .000 KM)
DI	MANUFACTURE OF OTHER NON-METALLIC MINERAL PRODUCTS					
26	Manufacture of other non-metallic mineral products					
26.1	Manufacture of glass and glass products					
26.12	Shaping and processing of flat glass					
26.12.11.90.00	Other glass of HS 7003, 7004 or 7005, bent, edge-worked, engraved, etc.	0	kg	1.762.972	1.762.972	4.779
26.12.13.30.00	Multiple-walled insulating units of glass	0	m2	40.630	40.630	1.701
26.12.13.90.00	Other glass mirrors, whether or not framed	0	kg	48.190	48.190	147
26.2	Manufacture of non-refractory ceramic goods other than for construction purposes; manufacture of refractory ceramic products					
26.23	Manufacture of ceramic insulators and insulating fittings					
26.23.10.35.01	Ceramic electrical insulators, incl. with metallic parts, for overhead power transmission or traction low voltage lines \geq 1000 V	0	kg	9.921	9.754	120
26.23.10.35.02	Ceramic electrical insulators, incl. with metallic parts, for overhead power transmission or traction high voltage lines $>$ 1000 V	0	kg	6.597	6.466	54
26.24	Manufacture of other technical ceramic products					
26.24.11.00.00	Ceramic wares for laboratory, chemical, technical use, of porcelain or china	0	kg	69.010	78.636	219
26.24.12.00.00	Ceramic wares for laboratory, chemical, technical use, other material than porcelain	0	kg	24.248	24.411	71
26.26	Manufacture of refractory ceramic products					
26.26.14.90.00	Refractory ceramic goods, n.e.c.	0	kg	1.827.000	1.936.000	259
26.3	Manufacture of ceramic tiles and flags					
26.30	Manufacture of ceramic tiles and flags					
26.30.10.10.00	Unglazed ceramic mosaic tiles; cubes and similar articles; with a surface area $<$ 49 cm ²	0	m2	1.941	3.850	200
26.30.10.59.00	Unglazed ceramic flags and paving; hearth or wall tiles (excluding stoneware, earthenware or fine pottery, double tiles of the Spaltplatten type)	0	m2	975	975	123

Type of production: 0 – Production on own account

1 – Contract processing

INDUSTRIAL PRODUCTION IN 2007– THE FIRST RELEASE OF PRODCOM RESULTS

Code	Product and activity	Type of production	Measuring Unit	Total Production	Production sold	Production value sold (in .000 KM)
26.4	Manufacture of bricks, tiles and construction products, in baked clay					
26.40	Manufacture of bricks, tiles and construction products, in baked clay					
26.40.11.10.01	Ceramic full brick	0	m3	513	460	103
26.40.11.10.02	Ceramic hollow blocks, with horizontal holes	0	m3	196.191	196.419	10.599
26.40.11.10.03	Ceramic hollow blocks, with vertical holes	0	m3	332.301	342.959	21.426
26.40.11.10.04	Ceramic cavity brick with horizontal cavities	0	m3	4.302	4.355	211
26.40.11.10.06	Ceramic brick and blocks with vertical cavities and reduced basic mass	0	m3	546	542	99
26.40.11.10.08	Ceramic insertion bricks	0	m3	47.899	48.194	1.930
26.40.11.10.09	Ceramic facade brick, facade blocks and brick for paving	0	m3	98.993	94.110	6.120
26.40.11.30.00	Non-refractory clay flooring blocks; support or filler tiles and the like (excluding of siliceous fossil meals or earths)	0	kg	292.155	322.105	78
26.40.13.00.00	Ceramic pipes, conduits, guttering and pipe fittings: drain pipes and guttering with fittings	0	kg	145.463	130.438	48
26.5	Manufacture of cement, lime and plaster					
26.51	Manufacture of cement					
26.51.12.10.00	White Portland cement	0	kg	712.048.000	707.768.440	93.490
26.51.12.30.00	Grey Portland cement (including blended cement)	0	kg	571.309.000	573.909.000	77.504
26.52	Manufacture of lime					
26.52.10.33.00	Quicklime	0	kg	168.831.250	30.286.010	3.806
26.52.10.35.00	Slaked lime	0	kg	68.358.946	67.400.401	7.739
26.53	Manufacture of plaster					
26.53.10.00.00	Plasters consisting of calcined gypsum or calcium sulphate (including for use in building, for use in dressing woven fabrics or surfacing paper, for use in dentistry)	0	kg	44.488.509	44.374.030	6.069
26.6	Manufacture of articles of concrete, plaster and cement					
26.61	Manufacture of concrete products for construction purposes					
26.61.11.30.01	Building blocks for walls and partitions	0	kg	52.786.237	52.884.452	5.260
26.61.11.30.02	Construction blocks for ceilings and arches	0	kg	31.401	30.885	20
26.61.11.30.05	Building thermo insulating blocks made of cell concrete (gas and foam concrete)	0	kg	19.650.616	19.650.616	3.010
26.61.11.30.06	Terraco concrete elements for construction use	0	kg	167.982	266.258	111
26.61.11.30.07	Concrete roofing tiles and slabs, n.e.c.	0	kg	3.332.564	2.860.564	1.036
26.61.11.30.08	Other construction blocks and bricks of cement and concrete (incl. reinforced) or of artificial stone	0	kg	16.627.150	16.206.884	8.868

Type of production: 0 – Production on own account

1 – Contract processing

INDUSTRIAL PRODUCTION IN 2007– THE FIRST RELEASE OF PRODCOM RESULTS

Code	Product and activity	Type of production	Measuring Unit	Total Production	Production sold	Production value sold (in .000 KM)
26.61.11.50.00	Tiles; flagstones and similar articles of cement; concrete or artificial stone (excluding building blocks and bricks)	0	kg	8.807.493	9.053.499	1.410
26.61.12.00.01	Prefabricated light structural components for building of outdoor walls	0	kg	25.874	25.874	7
26.61.12.00.02	Prefabricated light structural components for building of partition walls	0	kg	33.328	33.328	3
26.61.12.00.03	Prefabricated light structural components for building of ceilings and attics	0	kg	260.285	303.631	103
26.61.12.00.04	Prefabricated light structural components for wall cladding and lining	0	kg	358.563	352.665	1.194
26.61.12.00.05	Other light structural components, not reinforced	0	kg	57.372.547	54.921.035	7.534
26.61.12.00.06	Other light structural components, reinforced	0	kg	2.183.175	1.943.854	389
26.61.12.00.07	Other structural components, for construction and civil works, made of cement and concrete	0+1	kg	56.252.579	48.524.937	10.243
		0	kg	56.175.428	48.433.786	10.219
		1	kg	77.151	91.151	24
26.61.12.00.08	Other structural components, for construction and civil works, made of artificial stone	0	kg	5.387.416	4.471.831	772
26.61.13.00.00	Pipes of cement; concrete or artificial stone	0	kg	18.173.854	17.893.939	3.888
26.62	Manufacture of plaster products for construction purposes					
26.62.10.50.00	Boards, sheets, panels, tiles, similar articles of plaster/compositions based on plaster, faced/reinforced with paper/paperboard only, excluding articles agglom. with plaster, ornamented	0	m2	0	1.854	11
26.63	Manufacture of ready-mixed concrete					
26.63.10.00.00	Ready-mixed concrete	0+1	kg	849.615.625	773.047.698	33.804
		0	kg	845.629.625	769.061.698	33.641
		1	kg	3.986.000	3.986.000	163
26.64	Manufacture of mortars					
26.64.10.00.01	Facade mortars, ordinary, excl. refractory	0	kg	10.428.632	10.740.729	4.320
26.64.10.00.02	Cement mortars, excl. refractory	0	kg	33.098.521	34.618.420	6.617
26.64.10.00.03	Mortars and cements, excl. refractory n.e.c.	0	kg	2.690.375	3.292.030	1.052
26.66	Manufacture of other articles of concrete, plaster and cement					
26.66.11.00.00	Articles of plaster or compositions based on plaster, n.e.c.	0	kg	448.209	448.209	1.509

Type of production: 0 – Production on own account

1 – Contract processing

INDUSTRIAL PRODUCTION IN 2007– THE FIRST RELEASE OF PRODCOM RESULTS

Code	Product and activity	Type of production	Measuring Unit	Total Production	Production sold	Production value sold (in .000 KM)
26.66.12.00.00	Articles of cement; concrete or artificial stone for non-constructional purposes (including vases; flower pots; architectural or garden ornaments; statues and ornamental goods)	0	kg	3.930.641	3.413.544	449
26.7	Cutting, shaping and finishing of ornamental and building stone					
26.70	Cutting, shaping and finishing of ornamental and building stone					
26.70.11.00.00	Worked monumental/building stone and articles thereof, in marble, travertine and alabaster excluding tiles, cubes/similar articles, largest surface < 7 cm ² , setts, kerbstones, flagstones	0+1	kg	6.824.530	6.827.040	8.646
		0	kg	6.259.530	6.252.040	7.968
		1	kg	565.000	575.000	678
26.70.12.60.00	Worked monumental or building stone and articles thereof, of granite excluding tiles, cubes and similar articles, largest surface area is < 7 cm ² , setts, kerbstones and flagstones	0	kg	3.963.098	3.996.998	6.036
26.70.12.80.00	Worked monumental or building stone and articles thereof (excluding of calcareous stone; granite or slate, tiles; cubes and similar articles; of which the largest surface area is < 7 cm ²)	0	kg	4.577.820	4.507.820	2.685
26.8	Manufacture of other non-metallic mineral products					
26.81	Production of abrasive products					
26.81.11.80.00	Polishing stones; whetstones; oil stones; hones and the like; used in the hand for sharpening; whetting; scouring or polishing	0	kg	5.758	5.188	13
26.82	Manufacture of other non-metallic mineral products n.e.c.					
26.82.11.93.00	Brake linings and pads of asbestos or other mineral substances	0	kg	0	460	5
26.82.12.59.01	Bituminous paper (in rolls)	0	m ²	3.854.060	3.889.520	2.867
26.82.12.59.02	Bitumen stripes with glass fabric core and other products based on bitumen (in rolls)	0	m ²	1.985.338	1.976.641	2.168
26.82.12.59.04	Bituminous plastic coated strips, in rolls	0	m ²	3.078.541	3.121.184	10.924
26.82.13.00.01	Bituminous hot asphalt mixtures	0	kg	576.689.820	448.143.820	36.402
26.82.13.00.02	Tar and other bituminous mixtures	0	kg	4.039.530	4.186.872	4.977

DJ MANUFACTURE OF BASIC METALS AND FABRICATED METAL PRODUCTS
27 Manufacture of basic metals
27.1 Manufacture of basic iron and steel and of ferro-alloys
27.10 Manufacture of basic iron and steel and of ferro-alloys

27.10.13.20.00	Ferrous scrap	0	kg	1.594.288	1.594.288	1.574
27.10.20.90.00	Other ferro alloys n.e.c.	0	kg	13.305.000	13.377.000	35.672

Type of production: 0 – Production on own account

1 – Contract processing

INDUSTRIAL PRODUCTION IN 2007– THE FIRST RELEASE OF PRODCOM RESULTS

Code	Product and activity	Type of production	Measuring Unit	Total Production	Production sold	Production value sold (in .000 KM)
27.10.31.22.00	Other ingots, primary forms and long semi-finished products including blanks (of non-alloy steel)	0	kg	22.953.000	0	0
27.10.43.30.00	Forged bars (of stainless steel)	0	kg	7.685.550	7.788.360	29.932
27.10.60.30.00	Hot rolled flat products in coil (narrow or slit strip) of a width of less than 600 mm (of steel other than of stainless steel or of high speed steel)	0	kg	277.789.000	196.192.000	181.234
27.10.72.30.00	Electrolytically metal coated sheet and strip of a width of 600 mm or more	0	kg	1.111.970	1.104.970	2.710
27.10.83.10.00	Hot rolled concrete reinforcing bars	0	kg	270.336.000	262.902.000	249.603
27.10.83.50.00	Hot rolled and forged light sections of a web height of less than 80 mm and angles	0+1	kg	14.765.960	14.573.150	18.944
		0	kg	6.817.070	6.624.260	16.074
		1	kg	7.948.890	7.948.890	2.870
27.10.91.30.00	H-sections of a web height of 80 mm or more (of non-alloy steel)	0	kg	1.446.000	1.545.000	1.609
27.2	Manufacture of tubes					
27.22	Manufacture of steel tubes					
27.22.10.70.00	Welded tubes and pipes, of circular cross-section, of stainless steel, of an external diameter \geq 406,4 mm	0	kg	347.073	347.073	2.504
27.22.10.81.00	Precision tubes and pipes, of circular cross-section, of non-alloy steel, cold formed and welded or cold formed and cold drawn or cold rolled after welding, of an external diameter \geq 406,4 mm and a wall thickness \geq 2 mm	0	kg	12.699.143	9.363.732	10.374
27.22.10.86.00	Precision tubes and pipes, of circular cross-section, of non-alloy steel, cold formed and welded or cold formed and cold drawn or cold rolled after welding, of an external diameter \geq 406,4 mm and a wall thickness $>$ 2 mm	0	kg	36.980.126	30.267.774	35.937
27.22.10.92.00	Tubes and pipes, of circular cross-section, of steel other than stainless steel, hot or cold formed and welded, riveted or similarly closed, of an external diameter \geq 406,4 mm	0	kg	25.486.480	18.675.591	20.822
27.22.10.94.00	Tubes and pipes, of square or rectangular cross-section, of steel, hot or cold formed and welded, of a wall thickness \geq 2 mm	0	kg	27.190.822	25.074.204	26.839
27.22.10.96.00	Tubes and pipes, of square or rectangular cross-section, of steel, hot or cold formed and welded, of a wall thickness $>$ 2 mm	0	kg	11.962.145	12.765.722	14.256

Type of production: 0 – Production on own account

1 – Contract processing

INDUSTRIAL PRODUCTION IN 2007– THE FIRST RELEASE OF PRODCOM RESULTS

Code	Product and activity	Type of production	Measuring Unit	Total Production	Production sold	Production value sold (in .000 KM)
27.3	Other first processing of iron and steel					
27.34	Wire drawing					
27.34.11.30.00	Iron or non-alloy steel wire containing <0.25% of carbon including crimping wire excluding stranded wire, barbed wire used for fencing - duplex wire - saw-tooth wire, insulated electric wire	0	kg	7.374.465	7.366.979	9.685
27.34.11.50.00	Iron or non-alloy steel wire containing 0.25-0.6% of carbon including crimped wire excluding stranded wire, barbed wire used for fencing, duplex wire, saw-tooth wire, insulated electric wire	0	kg	2.944.405	2.769.864	4.964
27.34.11.70.00	Iron or non-alloy steel wire containing ≥0.6% of carbon including crimping wire excluding stranded wire, barbed wire used for fencing, duplex wire, saw-tooth wire, insulated electric wire	0	kg	2.171.844	2.165.912	3.419
27.34.12.50.00	Alloy steel wire (excluding stranded wire, barbed wire of a kind used for fencing, duplex wire, saw-tooth wire, insulated electric wire, of stainless steel)	0	kg	1.610.140	1.491.942	256
27.4	Manufacture of basic precious and non-ferrous metals					
27.42	Aluminium production					
27.42.11.30.00	Unwrought non-alloy aluminium (excluding powders and flakes)	0	kg	54.643.000	53.711.000	218.388
27.42.11.53.00	Unwrought aluminium alloys in primary form (excluding aluminium powders and flakes)	0	kg	92.550.000	90.584.000	374.119
27.42.11.55.00	Unwrought aluminium alloys in secondary form (excluding aluminium powders and flakes)	0	kg	21	134	2
27.42.12.00.00	Aluminium oxide (excluding artificial corundum)	1	kg	303.799.000	303.799.000	91.484
27.42.22.50.00	Aluminium alloy bars; rods; profiles and hollow profiles (excluding rods and profiles prepared for use in structures)	0	kg	7.672.712	7.460.452	64.908
27.43	Lead, zinc and tin production					
27.43.11.30.00	Refined unwrought lead (excluding lead powders or flakes)	0	kg	269	569	3
27.43.11.50.00	Unwrought lead containing antimony (excluding lead powders or flakes)	0	kg	1.007	1.480	9
27.43.12.30.00	Unwrought non-alloy zinc (excluding zinc dust; powders and flakes)	1	kg	2.175	2.175	2
27.43.21.00.00	Lead bars, rods, profiles and wire (excluding coated rods, cast rods intended for rolling, drawing or for re-casting into shaped articles, bars and rods by sintering, insulated electric wire)	0	kg	643	643	4
27.43.22.00.00	Lead plates; sheets; strip and foil; lead powders and flakes (excluding lead powders or flakes prepared as colours; paints or the like, insulated electric strip)	0	kg	23.982	24.337	157

Type of production: 0 – Production on own account

1 – Contract processing

INDUSTRIAL PRODUCTION IN 2007– THE FIRST RELEASE OF PRODCOM RESULTS

Code	Product and activity	Type of production	Measuring Unit	Total Production	Production sold	Production value sold (in .000 KM)
27.43.23.00.00	Lead tubes, pipes, and tube or pipe fittings (couplings, elbows, sleeves)	0	kg	10.239	11.058	70
27.43.25.50.00	Zinc plates, sheets, strip and foil (excluding foil <0.15mm thick, stamping foils/plates, sheets and strip >0.15mm thick, prepared printing plates, expanded metal, insulated electric strip)	0	kg	5.748	5.748	13
27.43.27.00.00	Tin bars, rods, profiles and wires	0+1	kg	11.457	12.182	208
		0	kg	11.241	11.966	206
		1	kg	216	216	2
27.44	Copper production					
27.44.22.00.01	Other copper and copper alloy bars, rods and profiles, drawn and pressed	0	kg	1.028	1.028	15
27.44.22.00.02	Drawn and pressed bars, rods and profiles made of bronze and other copper alloys	0	kg	52.291	55.027	1.015
27.44.23.50.00	Copper wire with cross-sectional dimension > 0.5 mm, < 6 mm (excluding twine or cord reinforced with wire, stranded wire and cables)	0	kg	2.346	2.615	38
27.44.24.00.00	Copper and copper alloy plates, sheets and strip of a thickness > 0.15 mm (excluding expanded copper metal, insulated electric strip)	0	kg	81.252	81.252	1.219
27.5	Casting of metals					
27.51	Casting of iron					
27.51.12.90.00	Ductile iron castings for locomotives/rolling stock/parts, use other than in land vehicles, bearing housings, plain shaft bearings, piston engines, gearing, pulleys, clutches, machinery	0	kg	1.185.000	1.086.000	3.213
27.51.13.90.00	Grey iron castings for locomotives/rolling stock/parts, use other than in land vehicles, bearing housings, plain shaft bearings, piston engines, gearing, pulleys, clutches, machinery	0	kg	3.983.220	3.018.316	8.413
27.52	Casting of steel					
27.52.10.30.00	Steel castings for bearing housings and plain shaft bearings (excluding for bearing housings incorporating ball or roller bearings)	0	kg	1.069.000	1.071.000	4.856
27.52.10.90.00	Steel castings for locomotives/rolling stock/parts, use other than in land vehicles, bearing housings, plain shaft bearings, piston engines, gearing, pulleys, clutches, machinery	0	kg	4.706.000	4.137.000	18.118

Type of production: 0 – Production on own account

1 – Contract processing

INDUSTRIAL PRODUCTION IN 2007– THE FIRST RELEASE OF PRODCOM RESULTS

Code	Product and activity	Type of production	Measuring Unit	Total Production	Production sold	Production value sold (in .000 KM)
27.53	Casting of light metals					
27.53.10.10.00	Light metal castings for land vehicles excluding for locomotives or rolling stock, construction industry vehicles	0	kg	4.847.000	4.810.000	24.978
27.53.10.50.00	Light metal castings for machinery and mechanical appliances excluding for piston engines, turbojets, gas turbines, lifting/handling equipt., construction industry machinery/vehicles	0	kg	86.037	86.037	485
27.54	Casting of other non-ferrous metals					
27.54.10.90.00	Parts for other utilisation	0	kg	119.713	119.525	1.333
28	Manufacture of fabricated metal products, except machinery and equipment					
28.1	Manufacture of structural metal products					
28.11	Manufacture of metal structures and parts of structures					
28.11.10.30.01	Prefabricated buildings, (incl. lightweight construction halls), made of iron or steel	0+1	kg	5.087.195	5.295.945	14.564
		0	kg	4.204.335	4.413.085	12.851
		1	kg	882.860	882.860	1.713
28.11.10.30.03	Prefabricated living containers and metallic houses, made of iron or steel	0	kg	2.391.000	2.391.000	15.432
28.11.10.30.04	Other prefabricated buildings, made of iron or steel	0	kg	2.775.201	2.869.816	8.887
28.11.10.50.00	Prefabricated buildings, of aluminium	0	kg	6.500	6.500	45
28.11.21.00.00	Iron or steel bridges and bridge-sections	0	kg	270.989	438.989	1.373
28.11.22.00.02	Iron or steel truss beam support masts for high voltage transmission lines	0	kg	9.876.500	9.874.500	7.720
28.11.22.00.03	Iron or steel truss beam support masts for lighting	0	kg	2.496.995	2.494.892	4.489
28.11.22.00.04	Other iron or steel truss beam towers and masts	0	kg	3.094.127	2.938.477	3.616
28.11.23.10.01	Facade scaffoldings made of iron or steel	0	kg	492.624	486.531	1.510
28.11.23.10.02	Other supports for bearing walls made of iron or steel	0	kg	27.977.057	27.992.607	36.099
28.11.23.10.03	Propping frames and structures (excl. arches) made of iron or steel	0	kg	7.423.933	6.845.131	9.215
28.11.23.10.04	Mine pits support and propping structures, of iron or steel	0	kg	1.142.143	1.142.143	2.113
28.11.23.10.05	Other supports and propping n.e.c., of iron or steel	0	kg	13.359	11.800	59
28.11.23.40.00	Structures, solely or principally of iron or steel sheet comprising two walls of profiled (ribbed) sheet with an insulating core (excluding prefabricated buildings)	0+1	kg	4.126.540	4.149.540	7.006
		0	kg	2.468.518	2.491.518	6.194
		1	kg	1.658.022	1.658.022	812

Type of production: 0 – Production on own account

1 – Contract processing

INDUSTRIAL PRODUCTION IN 2007– THE FIRST RELEASE OF PRODCOM RESULTS

Code	Product and activity	Type of production	Measuring Unit	Total Production	Production sold	Production value sold (in .000 KM)
28.11.23.50.01	Steel roofs structures, principally of metal sheets	0+1	kg	1.243.902	1.235.902	4.116
		0	kg	1.008.902	1.000.902	3.137
		1	kg	235.000	235.000	979
28.11.23.50.02	Tin ducts and chimneys, principally of metal sheets	0	kg	590.663	590.663	2.391
28.11.23.50.03	Other structure elements, principally of metal sheets, n.e.c.	0	kg	11.969.097	11.873.208	14.982
28.11.23.60.01	Silos and bins, of iron or steel	0+1	kg	483.366	483.366	1.339
		0	kg	475.406	475.406	1.312
		1	kg	7.960	7.960	27
28.11.23.60.02	Other structures of iron or steel, n.e.c.	0+1	kg	9.925.934	9.718.425	27.065
		0	kg	8.322.350	8.114.841	24.972
		1	kg	1.603.584	1.603.584	2.093
28.11.23.70.00	Aluminium structure and parts of structures..., n.e.c.	0	kg	363.993	363.993	5.697
28.11.91.00.00	Installation in situ of self produced metal structures	0+1	ef.hrs	1.686.752	1.686.752	19.692
		0	ef.hrs	1.486.439	1.486.439	19.164
		1	ef.hrs	200.313	200.313	528
28.12	Manufacture of builders' carpentry and joinery of metal					
28.12.10.30.01	Doors, their frames and thresholds, shutters and wings, of iron or steel	0+1	p/st	4.117	4.117	2.669
		0	p/st	1.782	1.782	1.039
		1	p/st	2.335	2.335	1.630
28.12.10.30.03	Other windows of iron or steel	0	p/st	291	291	84
28.12.10.30.04	Glazed windows, of iron or steel	0	p/st	1.441	1.441	787
28.12.10.50.01	Doors, their frames and thresholds, shutters and wings, of aluminium	0	p/st	28.604	28.597	20.637
28.12.10.50.02	Windows, of aluminium	0	p/st	7.511	7.511	4.572
28.12.10.50.03	Glazed windows, of aluminium	0	p/st	12.930	12.913	7.757
28.2	Manufacture of tanks, reservoirs and containers of metal; manufacture of central heating radiators and boilers					
28.21	Manufacture of tanks, reservoirs and containers of metal					
28.21.11.20.00	Iron or steel reservoirs, tanks, vats and similar containers lined or heat-insulated, for liquids, of a capacity > 300 litres (excluding fitted with mechanical or thermal equipment)	0	kg	2.338.119	2.352.119	4.537
28.21.11.30.00	Iron or steel reservoirs, tanks, vats and similar containers for liquids, of a capacity > 300 litres (excluding fitted with mechanical or thermal equipment, lined or heat insulated)	0	kg	157.565	484.167	1.516
28.21.12.30.00	Iron or steel containers for compressed or liquefied gas (excluding steam accumulators)	0	kg	83.225	53.545	115

Type of production: 0 – Production on own account

1 – Contract processing

INDUSTRIAL PRODUCTION IN 2007– THE FIRST RELEASE OF PRODCOM RESULTS

Code	Product and activity	Type of production	Measuring Unit	Total Production	Production sold	Production value sold (in .000 KM)
28.21.92.00.00	Repair and maintenance of metal tanks, reservoirs, vats and other containers	0+1	ef.hrs	85.110	85.110	640
		0	ef.hrs	9.984	9.984	199
		1	ef.hrs	75.126	75.126	441
28.22	Manufacture of central heating radiators and boilers					
28.22.11.50.01	Radiators for central heating system (for hot water), of iron or steel	0	kg	0	35.320	88
28.22.12.00.03	Boilers for central heating, using solid and other types of fuels	0	p/st	5.495	2.686	8.152
28.22.13.00.00	Parts of boilers for central heating	0	kg	9.268	9.268	11
28.22.92.00.00	Repair and maintenance of domestic and non-domestic central heating boilers	0	ef.hrs	129.245	129.245	1.575
28.3	Manufacture of steam generators, except central heating hot water boilers					
28.30	Manufacture of steam generators, except central heating hot water boilers					
28.30.12.30.00	Auxiliary plan for use with boilers of 84.02 or 84.03, used	0	kg	5.513	5.513	55
28.30.91.00.00	Installation services of steam generators (excluding central heating hot water boilers), including installation services for metal pipe systems in industrial plants	0	ef.hrs	90.000	90.000	1.605
28.30.92.00.00	Repair and maintenance services of steam generators (excluding central heating hot water boilers) and of systems of metal pipes in industrial plants	0	ef.hrs	10.000	10.000	166
28.4	Forging, pressing, stamping and roll forming of metal; powder metallurgy					
28.40	Forging, pressing, stamping and roll forming of metal; powder metallurgy					
28.40.11.51.00	Parts of land vehicles of HS 87 (cold extrusion of steel)	0	kg	6.438	6.438	30
28.40.11.54.00	Cold extrusion steel parts for machinery and mechanical appliances excluding for piston engines	0	kg	193.985	177.987	566
28.40.11.57.00	Works of HS 7326; parts of vehicles and apparatus for fixture tracks and land vehicles and air crafts of HS 86, 87, 88 (cold extrusion of steel)	0	kg	204.492	191.164	752
28.40.12.10.00	Drop forged (and precision forged) steel parts for land vehicles excluding locomotives and rolling stock	0+1	kg	580.505	594.153	1.318
		0	kg	422.632	425.705	899
		1	kg	157.873	168.448	419
28.40.12.30.00	Parts of piston engines and mechanical engineering of HS 8483 (drop forging of steel)	0+1	kg	133.284	144.923	688
		0	kg	111.971	123.518	550
		1	kg	21.313	21.405	138

Type of production: 0 – Production on own account

1 – Contract processing

INDUSTRIAL PRODUCTION IN 2007– THE FIRST RELEASE OF PRODCOM RESULTS

Code	Product and activity	Type of production	Measuring Unit	Total Production	Production sold	Production value sold (in .000 KM)
28.40.13.50.00	Articles of HS 7323, 7326; parts of furn. of HS 9403; parts of land vehicles and track fixtures of 86; apparatus of 90 (sheet met. formings of non-fer. met.)	0	kg	552.580	552.580	2.833
28.40.13.70.00	Household articles, parts of mechanical engineering, apparatus, furniture and vehicles of HS 84, 85, 86, 88, 94 (sheet metal formings of non-ferrous metal)	0	kg	4.872.000	4.872.000	12.667
28.5	Treatment and coating of metals; general mechanical engineering					
28.51	Treatment and coating of metals					
28.51.11.70.00	Metallic coating in zinc by electrolysis	0	ef.hrs	120.000	120.000	6.109
28.51.11.90.00	Metallic coating by electrolysis or chemical treatments of metals other than zinc (including nickel, copper, chromium, precious metals, etc.)	1	ef.hrs	3.559	3.559	71
28.51.12.30.00	Plastic coating of metals (including powder coating)	0	ef.hrs	4.362	4.362	295
28.51.12.50.00	Other coatings (phosphating etc.)	0	ef.hrs	140.704	140.704	1.258
28.51.21.00.00	Heat treatment of metals (excluding metallic coating, plastic coating)	0	ef.hrs	48.000	48.000	435
28.51.22.30.00	Wet painting and varnishing of metals	0	ef.hrs	12.000	12.000	75
28.51.22.90.00	Other metallic surface treatments	0+1	ef.hrs	366.980	366.980	4.547
		0	ef.hrs	54.467	54.467	689
		1	ef.hrs	312.513	312.513	3.858
28.52	General mechanical engineering					
28.52.10.03.00	Turning of metal parts for machinery and mechanical appliances	0+1	ef.hrs	244.783	244.783	2.200
		0	ef.hrs	73.295	73.295	1.170
		1	ef.hrs	171.488	171.488	1.030
28.52.10.05.00	Turning of metal parts for land vehicles (excluding for locomotives or rolling stock, made by casting, forging, pressing, stamping, roll forming or powder metallurgy)	0	ef.hrs	323.838	323.838	8.011
28.52.10.07.00	Turning of metal parts for aircraft, spacecraft and satellites	1	ef.hrs	48.936	48.936	783
28.52.10.09.00	Turning of metal parts for electrical machinery and equipment, sound recorders and reproducers, television image and sound recorders and reproducers	0	ef.hrs	6.603	6.603	66
28.52.10.13.00	Turning of metal parts for articles of HS 7326, 7419, 7616; turning of metal parts for vehicles and apparatus for fixing railway track of HS 86	0	ef.hrs	15.445	15.445	201
28.52.20.00.00	General mechanical engineering services (excluding turning of metal parts)	0+1	ef.hrs	131.943	131.943	1.968
		0	ef.hrs	79.277	79.277	1.129
		1	ef.hrs	52.666	52.666	839

Type of production: 0 – Production on own account

1 – Contract processing

INDUSTRIAL PRODUCTION IN 2007– THE FIRST RELEASE OF PRODCOM RESULTS

Code	Product and activity	Type of production	Measuring Unit	Total Production	Production sold	Production value sold (in .000 KM)
28.6	Manufacture of cutlery, tools and general hardware					
28.61	Manufacture of cutlery					
28.61.14.40.00	Table flatware (excluding table knives, including fish-knives and butter-knives) and similar tableware of stainless steel or other base metal	0	p/st	143.578	143.286	42
28.62	Manufacture of tools					
28.62.10.10.00	Spades and shovels	0	kg	70.000	70.000	345
28.62.10.20.00	Forks of a kind used in agriculture, horticulture or forestry	0	kg	30.000	30.000	132
28.62.10.30.01	Mattocks and hoes	0	kg	62.000	62.000	436
28.62.10.30.02	Hoes	0	kg	25.000	25.000	110
28.62.10.30.03	Rake	0	kg	20.000	20.000	88
28.62.10.40.00	Axes, bill hooks and similar hewing tools (excluding ice axes)	0	kg	66.000	66.000	348
28.62.10.70.00	Other hand tools (excluding clasp knives) for agriculture, horticulture or forestry	0	kg	15.000	15.000	66
28.62.30.55.00	Hammers and sledge hammers with working part of metal	0	kg	11.000	11.000	66
28.62.30.65.00	Household hand tools	0	kg	4.000	4.000	17
28.62.30.73.00	Other tools for masons, moulders, cement workers, plasterers and painters	0	kg	15.000	15.000	30
28.62.30.77.00	Other hand tools (including cartridge operated riveting) wallplugging and similar hand tools	0	kg	44.800	44.800	698
28.62.30.85.00	Vices, clamps and the like	0	kg	7.000	7.000	30
28.62.40.14.00	Tapping tools for working metal	0	kg	140.832	145.026	7.053
28.62.40.16.00	Threading tools for working metal	0	kg	44.975	41.002	993
28.62.40.27.00	Drilling tools with working part of sintered metal carbide, for working metal excluding unmounted sintered metal carbide plates, sticks, tips and the like for tools	0	kg	24.617	18.783	951
28.62.40.48.00	Broaching tools for working metal, with working part of materials other than diamond or agglomerated diamond	0	kg	280.908	333.595	12.959
28.62.40.69.00	Milling tools (excluding for working metal)	0	kg	16.800	16.800	310
28.62.40.71.00	Turning tools with working part of sintered metal carbide, for working metal excluding unmounted sintered metal carbide plates, sticks, tips and the like for tools	0	kg	37.616	37.106	640
28.62.40.89.00	Interchangeable tools in other materials	0	kg	107.987	104.873	3.039
28.62.50.33.00	Pressing, stamping or punching tools for working metal (excluding work and tool holders for machines or hand tools)	0	kg	47.500	47.500	577
28.63	Manufacture of locks and hinges					
28.63.11.50.00	Base metal motor vehicle locks	0	kg	872	876	26

Type of production: 0 – Production on own account

1 – Contract processing

INDUSTRIAL PRODUCTION IN 2007– THE FIRST RELEASE OF PRODCOM RESULTS

Code	Product and activity	Type of production	Measuring Unit	Total Production	Production sold	Production value sold (in .000 KM)
28.63.13.30.00	Base metal clasps and frames with clasps, with locks (excluding fasteners and clasps for handbags, brief-cases and executive-cases)	0	kg	4.308	4.308	275
28.63.14.40.00	Base metal mountings, fittings and similar articles suitable for buildings (excluding hinges, castors, locks, keys, spy holes fitted with optical elements and key operated door bolts)	0	kg	152.900	152.900	292
28.63.14.50.00	Base metal mountings, fittings and similar articles suitable for furniture (excluding hinges, castors, locks and keys)	0	kg	1.402.754	1.605.286	3.550
28.7	Manufacture of other fabricated metal products					
28.71	Manufacture of steel drums and similar containers					
28.71.11.00.01	Tanks, casks, drums, cans... (excl. for gas) of iron or steel, capacity ? 50 l, ? 300 l	0	p/st	9.439	4.545	2.222
28.71.11.00.02	Other containers (excl. for gas) of iron or steel, capacity ? 50 l, ? 300 l	0	p/st	334.391	237.990	1.811
28.72	Manufacture of light metal packaging					
28.72.13.30.00	Iron or steel crown corks	0	p/st	0	741.000	6
28.72.13.70.00	Base metal closures, stoppers, caps and lids (excluding of lead, crown corks, aluminium closures, stoppers, caps and lids of a diameter > 21 mm)	0	kg	144.631	143.613	4.121
28.73	Manufacture of wire products					
28.73.11.30.00	Iron or steel stranded wire, ropes and cables (including stranded wires and wire ropes with or without attached fittings not electrically insulated) (excluding electrically insulated)	0	kg	629.764	629.764	3.351
28.73.11.50.00	Iron or steel plaited bands, slings and the like (excluding electrically insulated)	0	kg	375	375	1
28.73.12.30.00	Barbed wire and barbed wire entanglements made from steel or steel wire	0	kg	21.730	20.660	46
28.73.13.20.00	Welded grill, netting and fencing manufactured from wire of a diameter of ? 3 mm, with mesh size of ? 100 cm ² including with a backing of paper as used in cementing and plastering	0+1	kg	125.555.869	124.073.668	123.765
		0	kg	119.292.689	117.963.228	123.199
		1	kg	6.263.180	6.110.440	566
28.73.13.30.00	Welded grill, netting and fencing, manufactured from wire < 3 mm diameter (including with a backing of paper as used in cementing and plastering)	0	kg	46.678.791	44.083.307	53.113
28.73.13.43.00	Woven, not welded, wire mesh, grill, netting and fencing (excluding plastic coated)	0	kg	24.650	28.185	50
28.73.13.50.00	Iron or steel expanded metal	0	kg	169.598	169.598	178
<i>Type of production:</i>						
	<i>0 – Production on own account</i>					
						<i>1 – Contract processing</i>

INDUSTRIAL PRODUCTION IN 2007– THE FIRST RELEASE OF PRODCOM RESULTS

Code	Product and activity	Type of production	Measuring Unit	Total Production	Production sold	Production value sold (in .000 KM)
28.73.14.10.00	Iron or steel drawing pins (excluding with copper or copper heads)	0	kg	479.467	476.853	714
28.73.14.20.00	Iron or steel nails cold-pressed from wire, in strips or coils (excluding with copper or copper alloy nail heads)	0	kg	302.000	266.000	362
28.73.14.50.00	Other nails or tacks cold-pressed from wire, of iron or steel, excluding plated or coated with white zinc, hardened, in strips or coils,...	0	kg	484.935	478.009	623
28.73.14.60.00	Iron or steel nails, tacks, corrugated nails or staples excluding cold-pressed from wire, with copper or copper alloy heads - staples in strips for use in offices, upholstery and packaging	0	kg	268.791	239.596	410
28.73.15.10.00	Base metal coated electrodes for electric arc-welding	0	kg	330.390	320.961	932
28.73.15.30.00	Base metal cored wire for electric arc-welding (excluding wire and rods of cored solder, the solder consisting of an alloy containing 2% or more by weight, of any one precious metal)	0	kg	993.846	994.550	895
28.73.15.70.00	Base metal wire and rods of agglomerated base powder, used for metal spraying (including parts)	0	kg	19.200	19.200	25
28.73.16.00.00	Sewing, knitting needles, bodkins... of iron or steel, for use in the hand	0	kg	753.607	743.923	744
28.74	Manufacture of fasteners, screw machine products, chain and springs					
28.74.11.13.00	Screws, turn. from bars... of a shank thickness ≥ 6 mm	0	kg	725.833	725.955	1.951
28.74.11.85.00	Stainless steel nuts (excluding those turned from bars, rods, profiles, or wire, of solid section, of a hole diameter ≥ 6 mm)	0	kg	11.518	11.518	26
28.74.11.90.00	Threaded articles, nes, of iron or steel	0	kg	1.239.405	1.239.505	6.561
28.74.12.30.00	Iron or steel washers (excluding spring washers and other lock washers)	0	kg	2.846.679	2.800.893	12.149
28.74.14.13.00	Iron or steel hot-worked laminated leaf-springs and leaves therefor	0	kg	1.425.584	1.411.046	585
28.74.14.55.00	Iron or steel discs springs	0	kg	349.970	350.188	830
28.74.20.50.00	Iron or steel chain excluding articulated link chain, skid chain, stud-link and welded link chain - chain saws, or other articles in which chains play a subsidiary role, surveying chains	0	kg	109.410	118.033	606
28.75	Manufacture of other fabricated metal products n.e.c.					
28.75.11.27.00	Baths of iron or steel	0	p/st	17.355	22.986	937
28.75.11.31.00	Sanitary ware and parts of sanitary ware of iron or steel	0	kg	108.723	146.287	890
28.75.12.23.00	Table articles... of stainless steel	1	kg	190.400	190.400	1.107
28.75.12.43.00	Table articles... of iron or steel, n.e.c.	1	kg	540.000	540.000	354
28.75.12.80.00	Iron or steel wool, pot scourers and scouring or polishing pads, and gloves and the like	0	kg	13.971	13.751	162

Type of production: 0 – Production on own account

1 – Contract processing

INDUSTRIAL PRODUCTION IN 2007– THE FIRST RELEASE OF PRODCOM RESULTS

Code	Product and activity	Type of production	Measuring Unit	Total Production	Production sold	Production value sold (in .000 KM)
28.75.23.50.00	Base metal staples in strips for use in offices, upholstery and packaging	0	kg	6.471	6.878	33
28.75.27.19.00	Cast articles of iron or steel, n.e.c.	0	kg	335.938	310.028	947
28.75.27.22.00	Forged or stamped articles of iron or steel, n.e.c.	0	kg	722.360	57.593	111
28.75.27.31.00	Iron or steel ladders and steps (excluding forged or stamped)	0	kg	38.440	38.440	154
28.75.27.33.00	Iron or steel pallets and similar platforms for handling goods	0	kg	38.041	33.911	56
28.75.27.37.00	Iron or steel non-mechanical ventilators, guttering, hooks and similar articles used in the building industry (excluding forged or stamped)	0	kg	66.440	70.270	95
28.75.27.49.00	Other ware	0+1	kg	19.620.684	7.792.099	6.247
		0	kg	19.292.638	7.464.053	6.051
		1	kg	328.046	328.046	196
28.75.27.55.00	Aluminium articles; inspection traps, gutters and gutter spouts, ladders and steps, thimbles, venetian blinds, cigarette cases, cosmetic/powder boxes and cases excluding of cast aluminium	0	kg	81.972	81.972	1.223
28.75.27.69.00	Other articles of nickel, n.e.c.	0	kg	22.630	22.630	240
28.75.27.83.00	Iron or steel flexible tubing (excluding rubber tubing incorporating or fitted with external metallic reinforcements, flexible tubing made into the form of machinery or vehicle parts)	0	kg	7.380	7.380	21
28.75.27.87.00	Base metal sign-plates, name-plates, address-plates and similar plates, numbers, letters and other symbols (excluding illuminated)	0	kg	43.110	42.165	572

DK MANUFACTURE OF MACHINERY AND EQUIPMENT N.E.C.

29 Manufacture of machinery and equipment n.e.c.

29.1 Manufacture of machinery for the production and use of mechanical power, except aircraft, vehicle and cycle engines

29.11 Manufacture of engines and turbines, except aircraft, vehicle and cycle engines

29.11.92.00.00	Repair and maintenance of engines and turbines (excluding aircraft, vehicle and cycle engines)	0+1	ef.hrs	156.049	156.049	1.774
		0	ef.hrs	29.650	29.650	573
		1	ef.hrs	126.399	126.399	1.201

29.12 Manufacture of pumps and compressors

29.12.21.70.00	Fuel, lubricating or cooling-medium pumps for internal combustion engines	0	p/st	333.257	348.790	14.037
29.12.36.30.00	Reciprocating displacement compressors having a gauge pressure capacity ≥ 15 bar, giving a flow ≥ 60 m ³ /hour	0	p/st	145	177	619

Type of production: 0 – Production on own account

1 – Contract processing

INDUSTRIAL PRODUCTION IN 2007– THE FIRST RELEASE OF PRODCOM RESULTS

Code	Product and activity	Type of production	Measuring Unit	Total Production	Production sold	Production value sold (in .000 KM)
29.12.36.70.00	Reciprocating displacement compressors having a gauge pressure capacity > 15 bar, giving a flow per hour ? 120 m ³	0	p/st	8	13	452
29.12.41.30.00	Pneumatic equipment, spare parts and parts for assembly	0	kg	254.435	254.435	1.408
29.12.41.50.00	Hydraulic equipment, spare parts and parts for assembly	0	kg	20.681	20.681	536
29.12.42.00.00	Parts of pumps for liquids and for liquid elevators	0	kg	4.000	3.000	150
29.12.92.00.00	Repair and maintenance of pumps and compressors	0	ef.hrs	10.510	10.510	263
29.14	Manufacture of bearings, gears, gearing and driving elements					
29.14.24.32.00	Gear boxes for stationary equipment, spur and helical gear boxes	0	kg	323	323	47
29.14.24.40.00	Other gear boxes	0	kg	35.244	35.244	675
29.14.31.30.00	Balls, needles and rollers for ball or roller bearings	0	kg	1.712.530	1.715.630	8.988
29.14.33.50.00	Parts of transmission, cam and crankshafts, cranks, plain shaft bearings, gears, ball/roller screws, gearboxes, torque converters, flywheels, pulleys, clutches, shaft couplings, universal joints	0	kg	229.091	229.091	1.674
29.2	Manufacture of other general purpose machinery					
29.22	Manufacture of lifting and handling equipment					
29.22.11.50.00	Manually operated chain hoists (excluding of a kind used for raising vehicles, powered by an electric motor)	0	p/st	48	59	68
29.22.13.50.00	Hydraulic jacks and hoists for raising vehicles (excluding those for use in garages)	0	p/st	600	667	108
29.22.14.70.00	Lifting equipment excluding overhead travelling cranes, tower, transporter, gantry, portal, bridge or pedestal jib cranes, mobile lifting frames or straddle carriers, self-propelled machinery	0	p/st	2	2	8
29.22.15.35.00	Self-propelled fork-lift trucks, rough terrain and other trucks, non-electric powered, with a lifting height <1m	0	p/st	2	2	25
29.22.19.30.00	Parts of machinery of HS 8425, 8427 and 8428 (excluding lift, skip hoists or escalators)	0	kg	318.735	318.735	1.181
29.22.19.70.00	Parts for self-propelled work trucks, for the short distance transport of goods; tractors used on railway platforms excluding for trucks fitted with lifting/handling equipt.	0	kg	1.100	1.100	2
29.22.20.00.00	Buckets, shovels, grabs and grips for ships' derricks, cranes, mobile lifting frames, works trucks fitted with crane, bulldozers, levellers, excavaters, shovel loaders etc., for snow ploughs	0	kg	149.946	126.560	800

Type of production: 0 – Production on own account

1 – Contract processing

INDUSTRIAL PRODUCTION IN 2007– THE FIRST RELEASE OF PRODCOM RESULTS

Code	Product and activity	Type of production	Measuring Unit	Total Production	Production sold	Production value sold (in .000 KM)
29.22.92.00.00	Repair and maintenance of lifting and handling equipment	0	ef.hrs	34.866	34.866	331
29.23	Manufacture of non-domestic cooling and ventilation equipment					
29.23.12.20.00	Window or wall air conditioning systems, self-contained or split-systems	0	p/st	466	466	2.517
29.23.14.10.00	Machinery and apparatus for filtering or purifying air (excluding intake filters for internal combustion engines)	0	p/st	15.227	14.343	53
29.23.20.50.00	Centrifugal fans (excluding table, floor, wall, window, ceiling or roof fans with a self-contained electric motor of an output ? 125 W)	0	p/st	12.752	12.752	1.428
29.23.20.70.00	Fans (excluding table, floor, wall, ceiling or roof fans with a self-contained electric motor of an output ? 125 W, axial fans, centrifugal fans)	0	p/st	48.684	48.684	1.404
29.23.30.10.00	Parts for air conditioning machines (including condensers, absorbers, evaporators and generators)	0	kg	1.728	1.728	4
29.23.30.90.00	Parts of non-domestic equipment of HS 8419	0	kg	96.200	96.200	1.356
29.24	Manufacture of other general purpose machinery n.e.c.					
29.24.13.30.00	Oil or petrol-filters for internal combustion engines	0	p/st	5.187.710	5.080.629	22.728
29.24.13.50.00	Intake air filters for internal combustion engines	0	p/st	2.262.954	2.255.254	10.488
29.24.21.70.00	Machinery for packing or wrapping (excluding for filling, closing, sealing, capsuling or labelling bottles, cans, boxes, bags or other containers)	0	p/st	8	8	82
29.24.54.00.00	Non-automatic lubricating pots, greasing nipples, oil seal rings, hand wheels, levers, hand grips, safety guards and baseplates for machinery	0	kg	57.600	57.600	474
29.3	Manufacture of agricultural and forestry machinery					
29.32	Manufacture of other agricultural and forestry machinery					
29.32.11.30.00	Mouldboard ploughs	0	p/st	54	60	90
29.32.11.70.00	Disc harrows	0	p/st	35	38	95
29.32.12.10.00	Scarifiers and cultivators	0	p/st	31	49	196
29.32.32.30.00	Turners, side delivery rakes, and tedders	0	p/st	29	29	23
29.32.65.30.00	Forestry machinery	0	p/st	3	2	14
29.32.65.50.00	Other machinery of HS 8436	0	p/st	3	46	46
29.32.70.20.00	Parts of agricultural, horticultural or forestry machinery for soil preparation or cultivation	0	kg	12.433	7.706	103
29.32.70.50.00	Parts of machinery and apparatus of HS 8433	0	kg	90.427	90.427	804
29.32.92.00.00	Repair and maintenance of agricultural and forestry machinery	0	ef.hrs	3.377	3.377	93

Type of production: 0 – Production on own account

1 – Contract processing

INDUSTRIAL PRODUCTION IN 2007– THE FIRST RELEASE OF PRODCOM RESULTS

Code	Product and activity	Type of production	Measuring Unit	Total Production	Production sold	Production value sold (in .000 KM)
29.4	Manufacture of machine tools					
29.41	Manufacture of portable hand held power tools					
29.41.11.03.00	Pneumatic rotary-type hand tools (including combined rotary-percussion)	0	p/st	2.321	2.522	536
29.41.11.05.00	Pneumatic hand tools (excluding rotary type)	0	p/st	151	172	100
29.41.11.15.00	Electropneumatic hand drills (including drilling, tapping or reaming machines, boring machines and rock drills)	0	p/st	24	85	47
29.42	Manufacture of other metalworking machine tools					
29.42.31.90.00	Planing, shaping or slotting machines and other machine-tools working by removing metal or cermets, n.e.c.	0	p/st	2	2	13
29.42.32.50.00	Numerically controlled shearing machines for working metal (including presses) (excluding combined punching and shearing machines)	0	p/st	1	1	29
29.42.33.33.00	Non-numerically controlled bending, folding, straightening or flattening machines for working flat metal products (including presses)	0	p/st	29	29	407
29.42.33.50.00	Non-numerically controlled shearing machines for working metal (including presses) (excluding combined punching and shearing machines)	0	p/st	13	13	264
29.42.33.70.00	Non-numerically controlled punching or notching machines for working metal (including presses, combined punching and shearing machines)	0	p/st	1	1	4
29.42.34.80.00	Other presses for making rivets, bolts and screws, nonnumerically controlled	0	p/st	13	17	485
29.42.40.30.00	Parts and accessories for metal cutting machine tools (excluding tool holders and self-opening dieheads, work holders, dividing heads and other special attachments for machine-tools)	0	kg	615.478	609.538	2.683
29.42.40.50.00	Parts and accessories for metal forming machine-tools (excluding tool holders and self-opening dieheads, work holders, dividing heads and other special attachments for machine-tools)	0	kg	691.575	684.999	3.192
29.42.92.00.00	Maintenance and repair services of metalworking machine tools	0	ef.hrs	14.217	14.217	344
29.43	Manufacture of other machine tools n.e.c.					
29.43.11.30.00	Sawing machines for working stone, ceramics, concrete, asbestos-cement or like mineral materials or for cold working glass	0	p/st	1	1	10
29.43.12.33.00	Band saws for working wood, cork, bone and hard rubber, hard plastics or similar hard materials	0	p/st	4.476	4.516	365

Type of production: 0 – Production on own account

1 – Contract processing

INDUSTRIAL PRODUCTION IN 2007– THE FIRST RELEASE OF PRODCOM RESULTS

Code	Product and activity	Type of production	Measuring Unit	Total Production	Production sold	Production value sold (in .000 KM)
29.43.12.70.00	Splitting, slicing or paring machines for working wood, cork, bone, hard rubber, hard plastics or similar hard materials	0	p/st	1.020	1.020	5.086
29.43.31.50.00	Tool holders (excluding arbors, collets and sleeves, those for lathes)	0	kg	25.000	25.000	74
29.43.92.00.00	Maintenance and repair services of machine tools for working wood, cork, stone, hard rubber and similar hard materials	1	ef.hrs	2.038	2.038	20
29.43.92.00.00	Maintenance and repair services of machine tools for working wood, cork, stone, hard rubber and similar hard materials	0+1	ef.hrs			
29.5	Manufacture of other special purpose machinery					
29.51	Manufacture of machinery for metallurgy					
29.51.12.70.00	Parts of metal-rolling mills (excluding rolls)	0	kg	37.953	37.953	469
29.52	Manufacture of machinery for mining, quarrying and construction					
29.52.11.00.00	Continuous-action elevators and conveyors, for underground use	0	p/st	10	10	212
29.52.24.00.00	Ride-on compaction equipment and the like	0	p/st	46	46	64
29.52.40.80.00	Other machinery for earth, stone, ores, etc, n.e.c.	0	p/st	4.844	2.401	184
29.52.61.30.00	Parts for boring or sinking machinery	0	kg	61.000	62.000	1.679
29.52.61.50.00	Parts for earthmoving equipt., ships' derricks, cranes, mobile lifting frames excluding buckets, shovels, grabs, grips, blades (all types of construction equipt.), for boring/sinking machinery	0	kg	184.373	184.373	1.675
29.52.62.00.00	Parts of machinery of 8474	0	kg	510.985	510.985	3.487
29.52.91.00.00	Installation of machinery for mining, quarrying and construction	0	ef.hrs	29.799	29.799	619
29.52.92.00.00	Repair and maintenance of machinery for mining, quarrying and construction	0+1	ef.hrs	153.666	153.666	1.664
		0	ef.hrs	127.742	127.742	1.146
		1	ef.hrs	25.924	25.924	518
29.53	Manufacture of machinery for food, beverage and tobacco processing					
29.53.13.00.00	Machinery used in the milling industry or for the working of cereals or dried leguminous vegetables (excluding farm-type machinery)	0	p/st	20	20	587
29.53.22.50.00	Parts of machinery of 8438	0	kg	12.989	12.989	168
29.53.91.00.00	Installation of machinery for food, beverage and tobacco processing	0	ef.hrs	70.720	70.720	1.874
29.53.92.00.00	Repair and maintenance of machinery for food, beverage and tobacco processing	0	ef.hrs	24.542	24.542	368

Type of production: 0 – Production on own account

1 – Contract processing

INDUSTRIAL PRODUCTION IN 2007– THE FIRST RELEASE OF PRODCOM RESULTS

Code	Product and activity	Type of production	Measuring Unit	Total Production	Production sold	Production value sold (in .000 KM)
29.54	Manufacture of machinery for textile, apparel and leather production					
29.54.41.10.00	Parts and accessories of machines of 8444 and 8445 or their auxiliary machinery	0	kg	1.687.193	1.462.443	1.638
29.55	Manufacture of machinery for paper and paperboard production					
29.55.12.70.00	Parts for cutting machines, machines for making bags, sacks/ envelopes, making cartons, boxes, cases, tubes, drums/similar containers, for moulding articles in paper, -pulp, -board	0	kg	4.037	4.037	40
29.55.92.00.00	Repair and maintenance of machinery for paper and paperboard production	0	ef.hrs	100.800	100.800	1.271
29.56	Manufacture of other special purpose machinery n.e.c.					
29.56.14.30.00	Flexographic printing machinery	0	p/st	2	2	40
29.56.22.50.00	Non-domestic dryers (excluding those for agricultural products, those for wood, paper pulp, paper or paperboard)	0	p/st	0	0	0
29.56.24.20.00	Injection or compression type moulds for metal or metal carbides (excluding ingot moulds)	0	p/st	60	60	455
29.56.24.70.00	Injection or compression type mould tools for rubber or plastics	0	p/st	143	143	1.891
29.56.26.30.00	Parts for machines for assembling electric/electronic lamps, tubes/valves/flashbulbs, in glass envelopes, for manufacturing/ hot working glass/glassware excluding moulds for glass making	0	kg	872.000	872.000	4.517
29.56.26.50.00	Parts for machinery for working rubber or plastics or for manufacturing rubber or plastic products (excluding moulding tools)	0	kg	7.305	7.305	230
29.7	Manufacture of domestic appliances n.e.c.					
29.71	Manufacture of electric domestic appliances					
29.71.11.10.00	Combined refrigerators-freezers, with separate external doors	0	p/st	54.921	55.246	14.087
29.71.11.33.00	Household-type refrigerators (including compression-type, electrical absorption-type) (excluding built-in)	0	p/st	71.476	69.848	14.947
29.71.11.70.00	Upright freezers of a capacity ? 900 litres	0	p/st	10.102	8.056	2.215
29.71.15.30.00	Table, floor, wall, window, ceiling or roof fans, with a self-contained electric motor of an output ? 125 W	0	p/st	14.159	13.717	256
29.71.21.30.00	Domestic floor polishers with a self-contained electric motor	1	p/st	1.000	1.000	14
29.71.23.73.00	Electric steam irons (including cordless irons, tailors' or dressmakers' irons)	1	p/st	40.000	40.000	505
29.71.25.30.00	Electric instantaneous water heaters	0	p/st	38	53	19
29.71.25.50.00	Electric water heaters (including storage water heaters) (excluding instantaneous)	0	p/st	964	862	491

Type of production: 0 – Production on own account

1 – Contract processing

INDUSTRIAL PRODUCTION IN 2007– THE FIRST RELEASE OF PRODCOM RESULTS

Code	Product and activity	Type of production	Measuring Unit	Total Production	Production sold	Production value sold (in .000 KM)
29.71.26.90.00	Other electric space heaters	0	p/st	151	83	4
29.71.30.30.00	Parts for electro-mechanical domestic appliances with a self-contained electric motor	1	kg	49.899	49.899	195
29.71.30.50.00	Parts for shavers and hair clippers with a self-contained electric motor	1	kg	112.278	112.278	584
29.72	Manufacture of non-electric domestic appliances					
29.72.11.50.00	Iron or steel solid fuel domestic cooking appliances and plate warmers (including those with subsidiary boilers for central heating)	0	p/st	13.560	13.474	3.004
29.72.12.70.00	Iron or steel solid fuel domestic appliances (including heaters, grates, fires and braziers; excluding cooking appliances and plate warmers)	0	p/st	2.105	2.066	1.501
29.72.20.00.00	Iron/steel parts for iron/steel stoves, ranges, grates, cookers, barbecues, brazers, gas-rings, plate warmers and similar non-electric domestic appliances for gas, liquid/solid fuels	0	kg	0	2.326	8

DL MANUFACTURE OF ELECTRICAL AND OPTICAL EQUIPMENT

30 Manufacture of office machinery and computers

30.0 Manufacture of office machinery and computers

30.01 Manufacture of office machinery

30.01.13.50.00	Cash registers	0	p/st	0	11	8
30.01.21.70.00	Electrostatic photocopiers	0	p/st	1	1	21

30.02 Manufacture of computers and other information processing equipment

30.02.11.00.00	Analogue or hybrid automatic data processing machines	0	p/st	471	471	577
30.02.12.00.00	Laptop PCs and palm-top organisers	0	p/st	2.725	2.725	3.030
30.02.13.00.00	Desk top PCs	0	p/st	22.682	22.682	23.781
30.02.14.00.00	Digital data processing machines: presented in the form of systems	0	p/st	42	42	408
30.02.16.70.00	Input or output units whether or not containing storage units in the same housing (including mice) (excluding printers and keyboards)	0	p/st	5.284	5.245	217
30.02.17.30.00	Central storage units	0	p/st	338	338	67
30.02.17.55.00	CD-ROM drives	0	p/st	69	69	3
30.02.17.90.00	Storage units (excluding central storage units, disk storage units and magnetic tape storage units)	0	p/st	5	5	1
30.02.18.00.00	Other machines for processing data, n.e.c.	0	p/st	142	142	161
30.02.19.00.00	Parts and accessories for computers and other data processing machines	0	kg	265	265	65

Type of production: 0 – Production on own account

1 – Contract processing

INDUSTRIAL PRODUCTION IN 2007– THE FIRST RELEASE OF PRODCOM RESULTS

Code	Product and activity	Type of production	Measuring Unit	Total Production	Production sold	Production value sold (in .000 KM)
30.02.90.00.00	Installation of computers and other information processing equipment	0	ef.hrs	124.225	124.225	2.081
31	Manufacture of electrical machinery and apparatus n.e.c.					
31.1	Manufacture of electric motors, generators and transformers					
31.10	Manufacture of electric motors, generators and transformers					
31.10.32.35.00	Generating sets with spark-ignition internal combustion piston engines of an output > 7.5 kVA	0	p/st	15	15	370
31.10.41.30.00	Liquid dielectric transformers having a power handling capacity ? 650 kVA	1	p/st	350	350	149
31.10.42.35.00	Other transformers, nes, power handling capacity ? 1 kVA	0	p/st	654.850	661.182	407
31.10.42.53.00	Measuring transformers having a power handling capacity > 1 kVA but ? 16 kVA (including for voltage measurement)	0	p/st	85	85	1.016
31.10.50.80.00	Inductors (excluding induction coils, deflection coils for cathode-ray tubes, for discharge lamps and tubes)	0	p/st	7.626.393	7.568.434	4.597
31.10.61.00.00	Parts suitable for machines of 8501 or 8502	0	kg	414.823	414.823	15.142
31.10.62.05.00	Parts of transformers and inductors (excluding ferrite cores)	0	kg	32.754	32.754	721
31.10.92.00.00	Repair and maintenance of electric motors, generators and transformers	0	ef.hrs	361.884	361.884	2.911
31.2	Manufacture of electricity distribution and control apparatus					
31.20	Manufacture of electricity distribution and control apparatus					
31.20.10.10.00	Fuses for a voltage > 1 kV	0	p/st	11.775	12.073	290
31.20.10.30.00	Automatic circuit breakers for a voltage > 1 kV but ? 72.5 kV	0	p/st	14	14	126
31.20.10.40.00	Automatic circuit breakers for a voltage > 72.5 kV	0	p/st	67	67	758
31.20.10.53.00	Isolating switches and make-and-break switches for a voltage > 1 kV but ? 72.5 kV	0	p/st	508	508	922
31.20.10.70.00	Lightning arresters, voltage limiters and surge suppressors for a voltage > 1 kV	0	p/st	1	1	1
31.20.21.50.00	Fuses for a voltage ? 1 kV and for a current > 10 A but ? 63 A	0	p/st	2.865	1.867	36
31.20.21.70.00	Fuses for a voltage ? 1 kV and for a current > 63 A	0	p/st	154.127	156.127	390
31.20.22.30.00	Automatic circuit breakers for a voltage ? 1 kV and for a current ? 63 A	0	p/st	561.342	540.481	1.816
31.20.23.70.00	Electrical apparatus for protecting electrical circuits for a voltage ? 1 kV and for a current > 125 A (excluding fuses, automatic circuit breakers)	0	p/st	80.585	70.088	475
31.20.24.33.00	Relays for a voltage ? 60 V and for a current ? 2 A	0	p/st	1.681	1.644	37
31.20.24.50.00	Relays and contactors for a voltage > 60 V but ? 1 kV	0	p/st	1.840	4.135	125
31.20.25.00.01	Switches, n.e.c., voltage ? 1000 V, for safety, control and auxiliary circuits	0	p/st	224.396	227.206	962

Type of production: 0 – Production on own account

1 – Contract processing

INDUSTRIAL PRODUCTION IN 2007– THE FIRST RELEASE OF PRODCOM RESULTS

Code	Product and activity	Type of production	Measuring Unit	Total Production	Production sold	Production value sold (in .000 KM)
31.20.25.00.03	Switches, n. e. c, voltage ? 1000 V, for industrial use and similar	0	p/st	3.237	4.551	692
31.20.25.00.04	Switches, n. e. c, voltage ? 1000 V, of electromechanically type, for use in electrical circuits	0	p/st	15.377	21.507	459
31.20.26.00.00	Lamp-holders for a voltage ? 1 kV	0	p/st	123.920	116.420	210
31.20.27.50.00	Plugs and sockets for a voltage ? 1 kV (excluding for coaxial cables, for printed circuits)	0	p/st	377.195	350.806	901
31.20.27.70.00	Connections and contact elements for wires and cables for a voltage ? 1 kV	0	p/st	81.000	116.213	109
31.20.27.80.00	Other apparatus for connections to or in electrical circuit, voltage ? 1000 V	0	p/st	2.574.641	2.011.421	312
31.20.31.70.00	Other bases for electric control, distribution of electricity, voltage ? 1000 V	0	p/st	5.144	5.144	3.181
31.20.40.30.00	Boards, panels, consoles, desks, cabinets and other bases for apparatus for electric control or the distribution of electricity (excluding those equipped with their apparatus)	0	p/st	19.138	19.825	3.650
31.20.91.00.00	Installation of electricity distribution and control apparatus	0	ef.hrs	42.830	42.830	1.058
31.20.92.00.00	Repair and maintenance of electricity distribution and control apparatus	0	ef.hrs	33.760	33.760	378
31.3	Manufacture of insulated wire and cable					
31.30	Manufacture of insulated wire and cable					
31.30.11.30.00	Insulated winding wire lacquered or enamelled	0	kg	438.181	409.563	3.383
31.30.13.70.00	Insulated electric conductors whether or not fitted with connectors, for a voltage > 80 V but ? 1000 V	0	kg	3.337.697	3.338.497	23.672
31.30.14.00.00	Insulated electric conductors for voltage >1000V excluding wind- ing wire, coaxial cable and other coaxial electric conductors, ignition and other wiring sets used in vehicles, aircraft, ships	0	kg	7.136.063	7.380.153	50.460
31.4	Manufacture of accumulators, primary cells and primary batteries					
31.40	Manufacture of accumulators, primary cells and primary batteries					
31.40.21.30.00	Lead-acid accumulators for starting piston engines, of a weight ? 5 kg (excluding working with liquid electrolyte)	0	p/st	40.846	42.912	2.975
31.5	Manufacture of lighting equipment and electric lamps					
31.50	Manufacture of lighting equipment and electric lamps					
31.50.14.60.00	Filament lamps for motor vehicles excluding sealed beam lamp units, tungsten halogen lamps	0	p/st	4.557	5.177	5
31.50.21.00.00	Portable electric lamps worked by dry batteries, accumulators or magnetos (excluding for cycles or motor vehicles)	0	p/st	2	3	0

Type of production: 0 – Production on own account

1 – Contract processing

INDUSTRIAL PRODUCTION IN 2007– THE FIRST RELEASE OF PRODCOM RESULTS

Code	Product and activity	Type of production	Measuring Unit	Total Production	Production sold	Production value sold (in .000 KM)
31.50.22.00.00	Electric table, desk, bedside or floor-standing lamps	0	p/st	100	100	9
31.50.24.00.00	Illuminated signs, illuminated name-plates and the like (including road signs)	0	p/st	1.509	1.509	3.112
31.50.25.30.00	Chandeliers and other electric ceiling or wall lighting fittings (excluding those used for lighting public open spaces or thoroughfares)	0	p/st	14.425	14.795	633
31.50.33.00.00	Searchlights and spotlights (including for stage sets, photographic or film studios)	0	p/st	6.535	6.535	948
31.6	Manufacture of electrical equipment n.e.c.					
31.61	Manufacture of electrical equipment for engines and vehicles n.e.c.					
31.61.21.30.00	Sparking plugs	0	p/st	7.812.598	8.036.556	6.402
31.61.22.30.00	Starter motors and dual purpose starter-generators	0	kg	1.081.875	1.082.648	4.984
31.61.22.50.01	Generators, n.e.c., for internal combustion engines; for motor vehicles other than cars	0	kg	110.353	117.647	214
31.61.22.50.02	Generators, n.e.c., for internal combustion engines, for automobiles	0	kg	2.544	2.544	229
31.61.22.70.00	Equipment, nes, for internal combustion engines	0	kg	76.885	76.885	730
31.61.23.30.00	Electrical lighting or visual signalling equipment for motor vehicles (excluding electric filament or discharge lamps, sealed beam lamp units, ultraviolet, infrared and arc lamps)	0	kg	4.613	4.305	251
31.61.23.50.00	Electrical sound signalling equipment for motorcycles or motor vehicles	0	kg	4.470	5.138	92
31.61.24.30.00	Parts of electrical ignition or starting equipment, generators and cut-outs for internal combustion engines	0	kg	188.720	143.734	1.773
31.61.24.50.00	Parts of equipment of 8512	0	kg	37.079	33.222	726
31.62	Manufacture of other electrical equipment n.e.c.					
31.62.16.70.00	Parts of electrical machines/apparatus with individual functions, n.e.c.	0	kg	1.507	943	27
31.62.16.90.00	Electrical parts of machinery or apparatus, n.e.c.	0	kg	1.371	1.371	104
31.62.91.00.00	Installation of other electrical equipment, excluding electrical signalling equipment for motorways, roads...	0	ef.hrs	66.560	66.560	2.059
31.62.92.00.00	Repair and maintenance of electrical equipment (excluding electricity distribution and control apparatus, motors, generators and transformers, television and radio transmitters)	0	ef.hrs	27.456	27.456	478

Type of production: 0 – Production on own account

1 – Contract processing

INDUSTRIAL PRODUCTION IN 2007– THE FIRST RELEASE OF PRODCOM RESULTS

Code	Product and activity	Type of production	Measuring Unit	Total Production	Production sold	Production value sold (in .000 KM)
32	Manufacture of radio, television and communication equipment and apparatus					
32.2	Manufacture of television and radio transmitters and apparatus for line telephony and line telegraphy					
32.20	Manufacture of television and radio transmitters and apparatus for line telephony and line telegraphy					
32.20.11.50.00	Radio/tv transmission apparatus without reception apparatus	0	p/st	7	7	41
32.20.20.20.00	Telephone sets (including line telephone sets with cordless handsets, videophones) (excluding telephone answering machines not an integral part of the set)	0	p/st	0	6	0
32.20.20.40.00	Telephonic or telegraphic switching apparatus (excluding relays and switching equipment such as selectors for automatic telephone exchangers)	0	p/st	45	45	753
32.20.91.00.00	Installation of television and radio transmitters	0	ef.hrs	66.560	66.560	2.059
32.3	Manufacture of television and radio receivers, sound or video recording or reproducing apparatus and associated goods					
32.30	Manufacture of television and radio receivers, sound or video recording or reproducing apparatus and associated goods					
32.30.52.39.00	Outside aerials for radio or television reception (including rotor systems) (excluding for reception via satellite, aerial amplifiers and radio frequency oscillator units)	0	p/st	0	5	0
32.30.91.00.00	Installation services of professional radio, television, sound and video equipment	0	ef.hrs	30.763	30.763	2.000
33	Manufacture of medical, precision and optical instruments, watches and clocks					
33.1	Manufacture of medical and surgical equipment and orthopaedic appliances					
33.10	Manufacture of medical and surgical equipment and orthopaedic appliances					
33.10.15.17.00	Needles, catheters, cannulae and the like used in medical, surgical, dental or veterinary sciences (excluding tubular metal needles and needles for sutures)	0	p/st	71.518.765	71.518.765	3.865
33.10.15.53.00	Renal dialysis equipment	0	p/st	59.013	59.013	127
33.10.15.79.00	Other instruments and appliances: others	0	p/st	0	2	0
33.10.16.90.00	Other breathing appliances and gas masks, excluding protective masks having neither mechanical parts nor replaceable filters	0	p/st	188	188	47
33.10.17.39.01	Orthopaedic shoes and similar orthopaedic appliances for feet	0	p/st	5.473	5.473	593
33.10.17.39.02	Orthopaedic appliances, including crutches, hernia bands and similar articles	0	p/st	2.158	2.158	493
33.10.17.39.03	Orthopaedic appliances, splints and other fracture appliances	0	p/st	23	23	23

Type of production: 0 – Production on own account

1 – Contract processing

INDUSTRIAL PRODUCTION IN 2007– THE FIRST RELEASE OF PRODCOM RESULTS

Code	Product and activity	Type of production	Measuring Unit	Total Production	Production sold	Production value sold (in .000 KM)
33.10.17.53.00	Individual artificial teeth of plastics (including metal posts for fixing) (excluding dentures or part dentures)	0	p/st	3.200	3.200	13
33.10.17.55.00	Individual artificial teeth not made of plastics (including metal posts for fixing) (excluding dentures or part dentures)	0	p/st	1.718	1.718	86
33.10.17.59.00	Dental fittings (including dentures and part dentures, metal crowns, cast tin bars, stainless steel bars) (excluding individual artificial teeth)	0	p/st	467	467	45
33.10.17.90.00	Artificial parts of the body (excluding artificial teeth and dental fittings, artificial joints, orthopaedic and fracture appliances, heart pacemakers)	0	p/st	375	375	788
33.10.20.30.00	Dentists', barbers' or similar chairs and parts thereof (excluding dentists' spittoon mouth rinsers, chairs incorporating dental appliances)	0	p/st	49	49	3
33.10.20.50.01	Medical, surgical or veterinary furniture (excluding tables and seats specialised for X-ray purposes)	0	p/st	77	77	27
33.10.20.50.02	Peaces of medical, surgically and veterinary furnitures (except tables and chairs for radiologic usage)	0	p/st	805	805	282
33.2	Manufacture of instruments and appliances for measuring, checking, testing, navigating and other purposes, except industrial process control equipment					
33.20	Manufacture of instruments and appliances for measuring, checking, testing, navigating and other purposes, except industrial process control equipment					
33.20.20.30.00	Radar apparatus	0	p/st	0	0	0
33.20.51.19.00	Other thermometers, not with other instruments, liquid, for direct reading	0	p/st	5.158	4.606	124
33.20.52.83.00	Electronic instruments and apparatus for measuring variables of liquids/gases (including heat meters; excluding for measuring pressure/flow/level of liquids)	0	p/st	3.376	3.253	1.834
33.20.63.30.00	Gas supply or production meters (including calibrated)	0	p/st	545	868	141
33.20.63.70.00	Electricity supply or production meters (including calibrated) (excluding voltmeters, ammeters, wattmeters and the like)	0	p/st	48.064	46.345	4.874
33.20.65.70.00	Other electronic instruments, appliances,... for measuring or checking	0	p/st	1	1	5
33.20.70.50.00	Hydraulic or pneumatic automatic regulating or controlling instruments and apparatus	0	p/st	809	1.232	173
33.20.83.33.00	Parts and accessories for electricity supply or production meters	0	kg	6.640	6.640	230
33.20.91.00.00	Installation of instruments and apparatus for measuring, checking, testing, navigating and other purposes (excluding industrial process control equipment)	0	ef.hrs	121	121	3

Type of production: 0 – Production on own account

1 – Contract processing

INDUSTRIAL PRODUCTION IN 2007– THE FIRST RELEASE OF PRODCOM RESULTS

Code	Product and activity	Type of production	Measuring Unit	Total Production	Production sold	Production value sold (in .000 KM)
33.20.92.00.00	Repair and maintenance of instruments and apparatus for measuring, checking, testing, navigating and other purposes (excluding industrial process control equipment)	0	ef.hrs	876	876	58
33.3	Manufacture of industrial process control equipment					
33.30	Manufacture of industrial process control equipment					
33.30.10.00.00	Design and assembly of industrial process control equipment and automated production plants	0	ef.hrs	3.475	3.475	52
33.4	Manufacture of optical instruments and photographic equipment					
33.40	Manufacture of optical instruments and photographic equipment					
33.40.11.59.00	Unmounted spectacle lenses for the correction of vision, with both sides finished other than single focal lenses	0	p/st	7.637	7.637	128
33.40.23.10.00	Telescopic sights for fitting to arms; periscopes; telescopes...	0	p/st	899	933	689
33.40.24.10.00	Parts and accessories (including mountings) of binoculars, etc.	0	p/st	154	95	8

DM MANUFACTURE OF TRANSPORT EQUIPMENT

34	Manufacture of motor vehicles, trailers and semi-trailers					
34.1	Manufacture of motor vehicles					
34.10	Manufacture of motor vehicles					
34.10.13.00.03	Diesel and semi-diesel fuelled engines, of power ? 75 kW, but < 110 kW	0	p/st	3	3	23
34.10.13.00.04	Diesel and semi-diesel fuelled engines, of power ? 110 kW, but < 165 kW	0	p/st	77	91	1.403
34.10.13.00.05	Diesel and semi-diesel fuelled engines, of power ? 165 kW	0	p/st	1	0	0
34.10.21.36.00	Other motor vehicles (including motor caravans) with spark-ignition engine of a cylinder capacity > 1.000 cm ³ but ? 1.500 cm ³	0	p/st	535	535	0
34.10.23.30.00	Motor vehicles with a diesel or semi-diesel engine > 1500 cm ³ but ? 2500 cm ³ (excluding vehicles for transporting ? 10 persons, motor caravans, snowmobiles, golf cars and similar vehicles)	0	p/st	3.800	3.800	0
34.2	Manufacture of bodies (coachwork) for motor vehicles; manufacture of trailers and semi-trailers					
34.20	Manufacture of bodies (coachwork) for motor vehicles; manufacture of trailers and semi-trailers					
34.20.10.50.00	Bodies for lorries, vans, buses, coaches, tractors, dumpers and special purpose motor vehicles including completely equipped and incomplete bodies, vehicles for the transport of ?10 persons	0	p/st	527	511	667

Type of production: 0 – Production on own account

1 – Contract processing

INDUSTRIAL PRODUCTION IN 2007– THE FIRST RELEASE OF PRODCOM RESULTS

Code	Product and activity	Type of production	Measuring Unit	Total Production	Production sold	Production value sold (in .000 KM)
34.20.21.00.04	Other containers	0	p/st	1.903	2.266	1.158
34.3	Manufacture of parts and accessories for motor vehicles and their engines					
34.30	Manufacture of parts and accessories for motor vehicles and their engines					
34.30.12.00.00	Parts suitable for use solely or principally with compression-ignition internal combustion piston engines	0	kg	1.555.588	1.555.588	5.845
34.30.20.25.00	Brakes and servo-brakes and their parts (excluding mounted brake linings)	0	kg	2.155.899	2.055.992	8.647
34.30.20.63.00	Silencers and exhaust pipes	0	kg	29.327	41.371	176
34.30.20.65.00	Clutches and parts thereof	0	kg	20.370	20.800	396
34.30.20.67.00	Steering wheels, steering columns and steering boxes	0	kg	51.766	58.878	918
34.30.20.90.00	Other parts and accessories, n.e.c., for vehicles of HS 8701 to 8705	0	kg	7.268.225	7.264.528	172.896
34.30.30.90.00	Parts and accessories of bodies (including cabs), n.e.c.	0	kg	2.289.868	2.289.868	10.239
35	Manufacture of other transport equipment					
35.1	Building and repairing of ships and boats					
35.11	Building and repairing of ships					
35.11.91.00.00	Repairing of ships, boats and floating structures (excluding yachts, other pleasure or sports vessels, rowing boats and canoes)	1	ef.hrs	8.602	8.602	305
35.12	Building and repairing of pleasure and sporting boats					
35.12.13.30.00	Sea-going motorboats for pleasure or sports (excluding outboard motorboats)	0	p/st	97	97	262
35.2	Manufacture of railway and tramway locomotives and rolling stock					
35.20	Manufacture of railway and tramway locomotives and rolling stock					
35.20.40.30.00	Parts of locomotives or rolling-stock	0	kg	88.210	92.210	1.258
35.20.91.00.00	Repair and maintenance of railway and tramway locomotives and rolling-stock and of mechanical (and electro mechanical) signalling, safety or traffic control equipment	0	ef.hrs	862.655	862.655	6.910
35.3	Manufacture of aircraft and spacecraft					
35.30	Manufacture of aircraft and spacecraft					
35.30.12.30.00	Turbojets or turbofans of a dry thrust > 25 kN	1	p/st	3	3	4.657
35.4	Manufacture of motorcycles and bicycles					
35.41	Manufacture of motorcycles					
35.42	Manufacture of bicycles					
35.42.10.50.00	Non-motorized bicycles and other cycles with ball bearings (including delivery tricycles)	0	p/st	5.038	5.134	528

Type of production: 0 – Production on own account

1 – Contract processing

INDUSTRIAL PRODUCTION IN 2007– THE FIRST RELEASE OF PRODCOM RESULTS

Code	Product and activity	Type of production	Measuring Unit	Total Production	Production sold	Production value sold (in .000 KM)
35.43	Manufacture of invalid carriages					
35.43.11.30.00	Invalid carriages not mechanically propelled	0	p/st	36	36	3
35.5	Manufacture of other transport equipment n.e.c.					
35.50	Manufacture of other transport equipment n.e.c.					
35.50.10.00.01	Other vehicles: barrows, luggage trucks and like	0	p/st	3.255	2.787	105
DN	MANUFACTURING N.E.C.					
36	Manufacture of furniture; manufacturing n.e.c.					
36.1	Manufacture of furniture					
36.11	Manufacture of chairs and seats					
36.11.11.55.01	Upholstered swivel armchairs, with seat height and backrest angle adjustment, fitted with castors or glides (excl. medical, dental, barber etc. seats)	0	p/st	848	842	167
36.11.11.55.02	Upholstered swivel seats, with seat height and backrest angle adjustment, fitted with castors or glides (excl. medical, dental, barber etc. seats)	0	p/st	1.589	1.589	179
36.11.11.70.00	Upholstered seats with metal frames (excluding swivel seats, medical, surgical, dental or veterinary seats, barbers' or similar chairs, for motor vehicles, for aircraft)	0	p/st	1.571	1.560	67
36.11.11.90.00	Non-upholstered seats with metal frames (excluding medical, surgical, dental or veterinary seats, barbers' or similar chairs, swivel seats)	0+1	p/st	194.942	189.344	2.394
		0	p/st	61.942	56.344	2.169
		1	p/st	133.000	133.000	225
36.11.12.10.01	Armchairs convertible into beds (excl. garden armchairs or camping equipment)	0	p/st	9.388	9.455	2.387
36.11.12.10.02	Two seat couches convertible into beds (excl. those gardens or camping)	0+1	p/st	36.412	25.503	8.126
		0	p/st	36.223	25.314	8.058
		1	p/st	189	189	68
36.11.12.10.03	Three seat couches convertible into beds (excl. those gardens or camping)	0	p/st	55.992	44.717	19.008
36.11.12.50.01	Upholstered seats with wooden frames, used in office	0	p/st	3.661	3.646	624
36.11.12.50.02	Upholstered armchairs, with wooden frames, used in office	0	p/st	2.515	2.515	191
36.11.12.50.03	Upholstered chairs with wooden frames for office use	0	p/st	584	573	80
36.11.12.50.05	Other upholstered seats, with bended wooden frames, other than for office	0	p/st	4.573	4.338	1.699

Type of production: 0 – Production on own account

1 – Contract processing

INDUSTRIAL PRODUCTION IN 2007– THE FIRST RELEASE OF PRODCOM RESULTS

Code	Product and activity	Type of production	Measuring Unit	Total Production	Production sold	Production value sold (in .000 KM)
36.11.12.50.06	Other upholstered armchairs, with wooden frames, n.e.c, other than for office	0	p/st	33.493	25.442	5.652
36.11.12.50.07	Other upholstered chairs, with wooden frames, n.e.c, other than for office	0	p/st	193.159	168.567	11.512
36.11.12.50.08	Other upholstered benches, with wooden frames, other than for office	0	p/st	751	846	230
36.11.12.50.09	Upholstered seats, with wooden frames, n.e.c., other than for office	0	p/st	1.131.947	1.131.177	51.670
36.11.12.90.01	Non-upholstered wooden armchairs	0	p/st	2.591	37.485	3.264
36.11.12.90.02	Non-upholstered wooden seats, other	0	p/st	118.486	117.831	3.162
36.11.13.00.00	Other seats, of 94.01, n.e.c.	0	p/st	11.144	11.188	979
36.11.14.10.00	Wooden parts for seats (excluding for medical, surgical dental or veterinary seats, for barbers' and similar chairs, of a kind used for aircraft)	0	p/st	9.099.157	9.073.657	8.560
36.12	Manufacture of other office and shop furniture					
36.12.11.50.00	Other metal office furniture, height ? 80 cm	0	p/st	338	338	41
36.12.11.75.00	Office metal filing, card-index and other cabinets, height > 80 cm (including 3/4 drawer cabinets)	0	p/st	3.420	3.420	137
36.12.12.30.00	Office wooden desks, height ? 80cm including system furniture and components, fixed pedestals	0	p/st	23.279	23.180	2.894
36.12.12.50.01	Wooden tables of a kind used in offices, n.e.c., height ? 80 cm	0	p/st	25	25	8
36.12.12.50.02	Wooden furniture of a kind used in offices, n.e.c., height ? 80 cm	0	p/st	1.386	1.386	284
36.12.12.70.00	Wooden furniture used in offices, cupboards with doors, cabinets, height > 80 cm	0	p/st	3.906	4.155	957
36.12.12.90.00	Other office wooden furniture, height > 80 cm (excluding cupboards with doors, shutters or flaps, filing, card index and other cabinets, seats)	0	p/st	916	901	283
36.12.13.00.01	Wooden desks and counters for shops	0	p/st	158	158	84
36.12.13.00.02	Wooden furniture for shops, including shower cases, shelf cases, counters etc.	0	p/st	125	125	136
36.12.13.00.03	Other wooden furniture for shops	0	p/st	2.118	2.118	296
36.13	Manufacture of other kitchen furniture					
36.13.10.50.01	Wooden units for fitted kitchens, compatibles	0	p/st	660	1.098	402
36.13.10.50.02	Wooden kitchen cupboards	0	p/st	708	1.084	255
36.13.10.50.03	Wooden cabinets	0	p/st	73.503	74.004	3.348
36.13.10.50.04	Kitchen sink cabinets made of wood	0	p/st	14.893	13.254	1.023
36.13.10.50.05	Wall mounted kitchen elements made of wood	0	p/st	43.414	42.092	3.265
36.13.10.50.06	Kitchen desks and counters made of wood	0	p/st	2.214	2.352	364
36.13.10.50.07	Wooden kitchen furniture: fitted kitchens	0	p/st	110.840	94.557	6.781

Type of production: 0 – Production on own account

1 – Contract processing

INDUSTRIAL PRODUCTION IN 2007– THE FIRST RELEASE OF PRODCOM RESULTS

Code	Product and activity	Type of production	Measuring Unit	Total Production	Production sold	Production value sold (in .000 KM)
36.13.10.90.01	Wooden kitchen tables	0	p/st	113.971	111.974	15.294
36.13.10.90.02	Other wooden kitchen furniture n.e.c. (excl. fitted kitchens)	0	p/st	116.638	116.522	27.982
36.14	Manufacture of other furniture					
36.14.11.00.00	Metal furniture excluding office, medical, surgical, dental or veterinary furniture; barbers' chairs - cases and cabinets specially designed for hi-fi systems, videos or televisions	0	kg	68.155	73.130	529
36.14.12.30.01	Wooden French beds	0	p/st	15.509	15.353	5.304
36.14.12.30.02	Wooden beds for children	0	p/st	3.826	3.881	259
36.14.12.30.03	Wooden couches for the bedroom	0	p/st	80.192	63.417	12.504
36.14.12.30.04	Wooden furniture compatibles for the bedroom	0	p/st	15.918	14.989	3.879
36.14.12.30.05	Wooden furniture: wardrobes (clothes and linen)	0	p/st	33.396	33.187	10.104
36.14.12.30.06	Wooden furniture: floor-standing mirrors	0	p/st	558	652	140
36.14.12.30.07	Wooden furniture: night cabinets	0	p/st	28.039	28.264	969
36.14.12.30.08	Wooden furniture: commodes (with drawers)	0	p/st	7.889	7.776	1.963
36.14.12.30.09	Wooden bedroom furniture, n.e.c.	0	p/st	1.740	1.589	473
36.14.12.50.01	Wooden furniture for the dining-room and living-room, combinable	0	p/st	56.045	54.612	9.177
36.14.12.50.02	Wooden furniture: shower cases	0	p/st	37.804	15.432	6.624
36.14.12.50.03	Wooden furniture: shelf -cases	0	p/st	8.665	5.835	2.755
36.14.12.50.04	Wooden furniture: shelves for books and like	0	p/st	203.668	213.281	6.802
36.14.12.50.05	Other wooden furniture for the dining-room and living-room	0	p/st	116.088	89.125	13.997
36.14.13.00.01	Combinable wooden furniture for the bathroom	0	p/st	8.900	8.895	924
36.14.13.00.02	Other wooden furniture for the bathroom	0	p/st	39.484	39.590	382
36.14.13.00.03	Wooden furniture for gardens	0	p/st	6.592	6.628	604
36.14.13.00.04	Wooden furniture for footwear	0	p/st	7.298	7.052	1.018
36.14.13.00.05	Wooden furniture for hallways, other	0	p/st	6.475	6.624	1.691
36.14.13.00.06	Wooden furniture n.e.c, other	0	p/st	1.479	1.611	464
36.14.13.00.07	Wooden furniture, other	0+1	p/st	112.182	110.811	2.743
		0	p/st	60.693	59.322	2.390
		1	p/st	51.489	51.489	353
36.14.14.30.00	Furniture of plastics excluding medical, surgical, dental or veterinary furniture - cases and cabinets specially designed for hi-fi systems, videos and televisions	0	p/st	401	401	9
36.14.14.50.00	Furniture of materials other than metal, wood or plastic excluding seats, cases and cabinets specially designed for hi-fi systems, videos and televisions	0	p/st	21.262	5.645	1.385

Type of production: 0 – Production on own account

1 – Contract processing

INDUSTRIAL PRODUCTION IN 2007– THE FIRST RELEASE OF PRODCOM RESULTS

Code	Product and activity	Type of production	Measuring Unit	Total Production	Production sold	Production value sold (in .000 KM)
36.14.15.50.00	Parts of wooden furniture excluding for medical, surgical, dental or veterinary furniture, seats - for specially designed furniture for hi-fi systems, videos or televisions	0	m3	7.218	7.168	10.457
36.14.15.90.00	Parts of furniture other than of wood or metal excluding for medical, surgical, dental or veterinary furniture, seats,barbers' chairs - for furniture designed for hi-fi, videos or televisions	0	kg	1.750	1.600	55
36.15	Manufacture of mattresses					
36.15.11.00.00	Mattress supports (including wooden or metal frames fitted with springs or steel wire mesh, upholstered mattress bases, with wooden slats, divans)	0	p/st	268.564	268.564	28.317
36.15.12.70.00	Mattresses with spring interiors (excluding of cellular rubber or plastics)	0	p/st	12.334	12.433	1.072
36.15.12.90.00	Mattresses (excluding with spring interiors, of cellular rubber or plastics)	0	p/st	13	0	0
36.5	Manufacture of games and toys					
36.50	Manufacture of games and toys					
36.50.20.93.00	Wooden construction sets and constructional toys (excluding scale model assembly kits)	0	p/st	1.462	1.462	20
36.50.43.30.00	Games operated by coins, banknotes, discs or other similar articles (excluding bowling alley equipment)	0	p/st	977	967	5.608
36.50.43.59.00	Other articles for funfair	0	kg	47.089	65.065	208
36.6	Miscellaneous manufacturing n.e.c.					
36.63	Other manufacturing n.e.c.					
36.63.25.30.00	Date, sealing or numbering stamps, ..., for use in the hand	0	p/st	2.755	2.755	96
36.63.31.30.00	Umbrellas, sun umbrellas, walking-stick umbrellas, garden umbrellas and similar umbrellas (excluding umbrella cases)	0	p/st	176	176	70
36.63.75.00.00	Candles, tapers and the like (including night lights fitted with a float) (excluding anti-asthmatic candles, wax matches or vestas, sulphur-treated bands, wicks and candles)	0	kg	181.700	156.200	618
37	Recycling					
37.1	Recycling of metal waste and scrap					
37.10	Recycling of metal waste and scrap					
37.10.10.00.01	Secondary raw materials recovered from iron and non-alloyed steel wastes	0	kg	113.861.198	112.604.877	41.518
37.10.10.00.02	Secondary raw materials recovered from alloyed steel wastes	0	kg	30.040	30.040	139
37.10.10.00.03	Secondary raw materials recovered from copper and copper alloy wastes	0	kg	1.495.406	1.342.566	9.007

Type of production: 0 – Production on own account

1 – Contract processing

INDUSTRIAL PRODUCTION IN 2007– THE FIRST RELEASE OF PRODCOM RESULTS

Code	Product and activity	Type of production	Measuring Unit	Total Production	Production sold	Production value sold (in .000 KM)
37.10.10.00.04	Secondary raw materials recovered from aluminium and aluminium alloy wastes	0	kg	2.477.529	2.352.750	6.596
37.10.10.00.05	Secondary raw materials recovered from lead and lead alloy wastes	0	kg	1.071.078	1.061.801	1.814
37.10.10.00.06	Secondary raw materials recovered from zinc and zinc alloy wastes	0	kg	33.376	45.696	151
37.10.10.00.07	Metallic secondary resources, from silver, from gold, from platinum and their alloys	0	kg	78	78	40
37.10.10.00.08	Secondary raw materials recovered from other metals and their alloy wastes	0	kg	660.611	627.195	2.562
37.2	Recycling of non-metal waste and scrap					
37.20	Recycling of non-metal waste and scrap					
37.20.10.10.01	Secondary raw materials recovered from paper wastes	0	kg	18.175.768	18.500.278	2.521
37.20.10.10.04	Secondary raw materials recovered from plastic wastes	0	kg	738.030	737.596	392
37.20.10.10.05	Secondary raw materials recovered from rubber wastes	0	kg	36.440	36.440	8
37.20.10.10.06	Secondary raw materials recovered from other non-metallic wastes and scraps, of chemical origin	0	kg	60.000	60.000	24
E	ELECTRICITY, GAS AND WATER SUPPLY					
40	Electricity, gas, steam and hot water supply					
40.1	Production and distribution of electricity					
40.11	Production of electricity					
40.11.10.30.01	Electricity, from public thermal power plants	0	MWh	8.801.898	7.955.282	604.564
40.11.10.30.02	Electricity, from other thermal power plants	0	MWh	151.037	0	0
40.11.10.72.01	Hydro electricity, generated by public hydro plants	0	MWh	4.184.912	4.149.303	152.745
40.11.10.72.02	Electric energy from other hydroelectric power plant	0	MWh	4.220	4.220	339
40.13	Distribution and trade of electricity					
40.13.11.00.00	Electrical power distribution services	0+1	MWh	3.036.435	3.036.435	324.120
		0	MWh	3.027.560	3.027.560	323.563
		1	MWh	8.875	8.875	557
40.2	Manufacture of gas; distribution of gaseous fuels through mains					
40.22	Distribution and trade of gaseous fuels through mains					
40.22.11.10.00	Natural gas distribution services through gas mains	0	1000 m3	147.469	147.469	92.841
40.3	Steam and hot water supply					
40.30	Steam and hot water supply					

Type of production: 0 – Production on own account

1 – Contract processing

INDUSTRIAL PRODUCTION IN 2007– THE FIRST RELEASE OF PRODCOM RESULTS

Code	Product and activity	Type of production	Measuring Unit	Total Production	Production sold	Production value sold (in .000 KM)
40.30.10.10.00	Steam generation	0	TJ	5.684	2.908	23.235
40.30.10.20.00	Warm and hot water generation	0	TJ	1.529	1.529	10.071
40.30.10.30.00	Used heat	0	TJ	84	84	338
40.30.10.90.00	Steam, hot and warm water supply services	0	TJ	629	629	11.118

ANEX I: OVERVIEW GRAPHS AND TABLES

INDUSTRIAL PRODUCTION IN BOSNIA AND HERZEGOVINA 2007

1. DATA COLLECTION AND PUBLISHING

Basic statistics on industrial production in Bosnia and Herzegovina have been compiled using data collected in both entities (for Federation of Bosnia and Herzegovina data was collected by Federal Office of Statistics – FIS and for Republika Srpska by Republika Srpska Institute of Statistics – RSIS) and in Brčko District (data collected by District Brčko Branch Office of Agency for Statistics of Bosnia and Herzegovina – EDB).

In the process of data collection and data processing for 2007, the single Nomenclature of industrial products NIP BiH 2005 was used (based on EU PRODCOM list from 2005). Nomenclature of Industrial Products of Bosnia and Herzegovina NIP BiH 2005 was published in Official Gazette of Bosnia and Herzegovina, No. 19/06 dated on 20. 03. 2006 and it was introduced as obligatory standard for all statistical surveys in industry and for all other statistical surveys and activities that require collection, processing and presentation of results, based on industrial products. Fully harmonized and consolidated methodological approach was applied in all data collecting and data processing activities.

Compiled PRODCOM statistics on industrial production in BiH are published in electronic form at Agency for Statistics of Bosnia and Herzegovina web site and also in the form of paper publication (annual thematic bulletin TB 05) showing the production results of industrial enterprises in BiH (classified by main activity in section C, D or E) as well as business unit (establishments) of non-industrial enterprises that are engaged in industrial activities. Results are distinguished by type of production:

Data on production on own account i.e. the production accomplished by the statistical unit on own account, utilizing the purchased or its own raw materials (type: 0),

Data on contract processing i.e. on service processing in industry that takes place when business subject, based on contract agreement, utilizes material supplied free of charge by the principal (unit that orders the production) and produces or processes certain product defined by the nomenclature of industrial products. (Type: 1),

Data on total production of each PRODCOM product i.e. sum of the production on own account and contract processing (type: 0+1).

Main aggregated results on industrial production in Bosnia and Herzegovina in 2007 and in previous years are compiled and presented. Because of different measuring unit used for PRODCOM product, it has only been possible to aggregate and compare value data on sales or production. We decided to compare sales data because the data were directly collected from statistical units.

Main aggregated results on industrial production in Bosnia and Herzegovina in 2007 and shares of FBiH, RS and DB, are as follows:

- sales value in BiH for total industry and sections C, D and E, by type of production;
- structure of sales by section and by type of production in regard to total industry value of sales in BiH
- sales value of total industry in BiH, FBiH, RS and DB, by type of production;
- structure of total industry sales in FBiH, RS and DB in regard to total industry value of sales in BiH

We decided to use data on production on own account to compare 2007 data on industrial production in BiH (data for total industry, sections and subsections) with same data of previous years (2003, 2004, 2005 and 2006) because we used to collect and publish only data on own account till 2005.

Main aggregated results, their structure and comparison of 2007 results with results of previous years are illustrated in a set of overview graphs that are based on aggregated data given in Table 1 and Table 2.

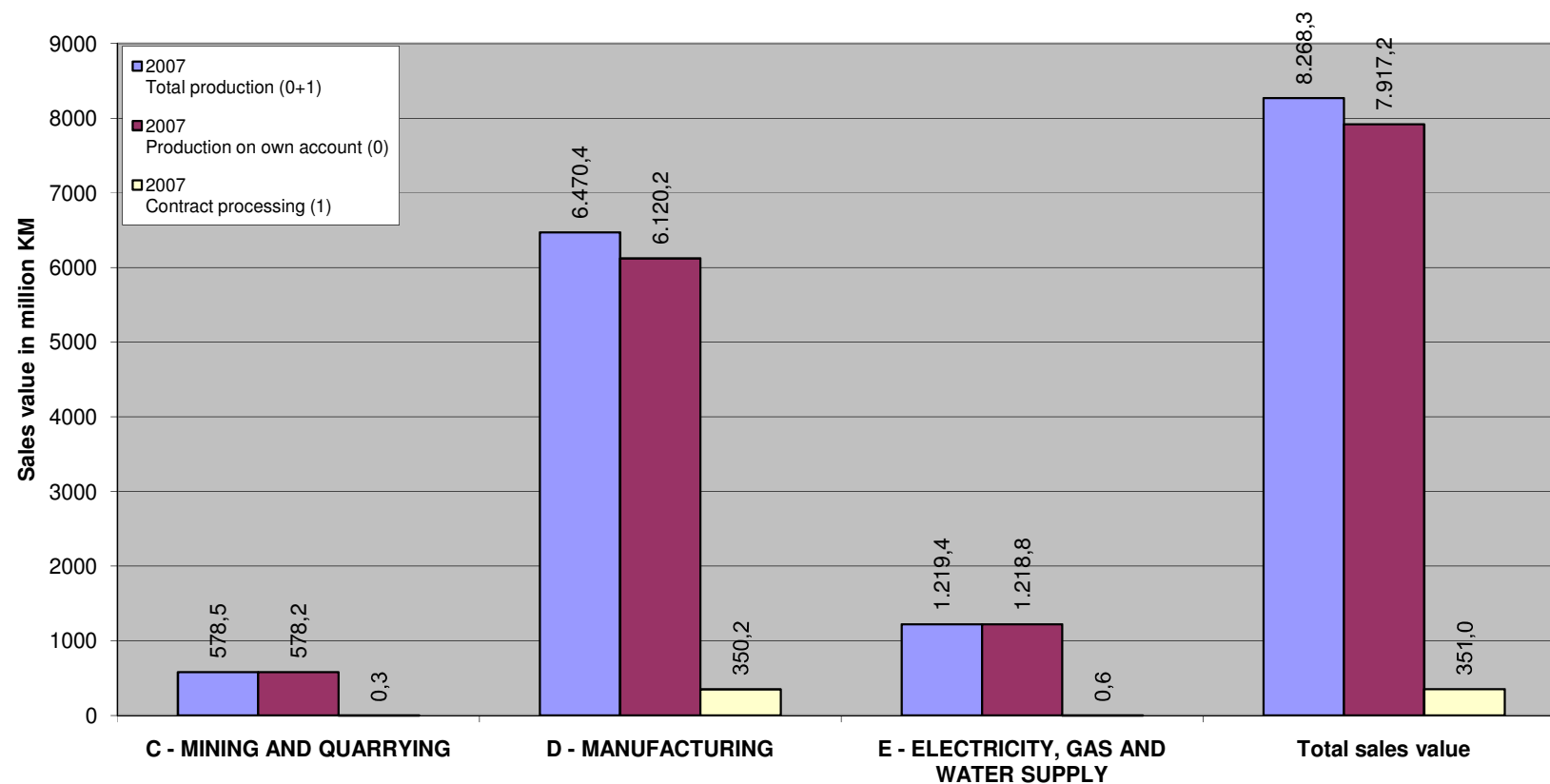
2. MAIN AGREGATED RESULTS – OVERVIEW TABLES

Table 1: Sales Value of Industrial Production in BiH - 2007					
in million KM					
Type of Production	Region	Section			
		C	D	E	Total
Production on own Account (0)	BiH	578,2	6.120,2	1.218,8	7.917,2
	F BiH	450,6	4.317,8	627,7	5.396,0
	RS	127,3	1.730,0	557,6	2.414,8
	DB	0,4	72,4	33,6	106,3
Contract Production (1)	BiH	0,3	350,2	0,6	351,0
	F BiH	0,0	121,5	0,0	121,5
	RS	0,3	228,3	0,6	229,1
	DB	0,0	0,4	0,0	0,4
Total Production (0+1)	BiH	578,5	6.470,4	1.219,4	8.268,3
	F BiH	450,6	4.439,3	627,7	5.517,5
	RS	127,5	1.958,3	558,1	2.644,0
	DB	0,4	72,8	33,6	106,8

Table 2: Industrial Production on own Account in BiH							
Activity Section/Subsection		Sales value in million KM					
		2003	2004	2005	2006	2007	
C - MINING AND QUARRYING		C	354,5	400,7	468,7	518,4	578,2
	CA –Coal, lignite, peat	CA	277,0	282,6	292,9	338,6	382,8
	CB - Ores and stone	CB	77,5	118,1	175,8	179,8	195,4
D - MANUFACTURING		D	3.294,9	3.713,5	4.488,2	5.305,3	6.120,2
	DA - Food products, beverages and tobacco	DA	1.010,7	1.044,0	1.149,7	1.254,9	1.427,5
	DB - Textiles and textile products	DB	133,6	164,3	206,3	48,6	47,4
	DC - Leather and leather products	DC	26,9	15,3	13,3	18,5	19,4
	DD - Wood and wood products	DD	280,2	339,9	323,1	398,2	430,6
	DE - Pulp, paper and paper products; publishing and printing	DE	142,1	154,2	173,8	231,8	272,2
	DF - Coke, refined petroleum products	DF	104,3	87,8	177,2	161,6	214,2
	DG - Chemicals, chemical products and man-made fibres	DG	114,1	145,2	216,3	248,5	277,0
	DH - Rubber and plastic products	DH	90,2	111,5	148,6	175,9	196,0
	DI - Non-metallic mineral products	DI	278,0	288,7	288,6	352,3	402,4
	DJ - Basic metals and fabricated metal products	DJ	747,0	924,7	1.184,8	1.578,1	1.901,0
	DK - Machinery and equipment n.e.c.	DK	81,1	91,0	105,5	111,1	146,7
	DL - Electrical and optical equipment	DL	69,5	90,9	119,9	147,9	195,3
	DM - Transport equipment	DM	58,7	46,8	132,8	272,7	211,4
	DN - Other products n.e.c	DN	158,7	209,4	248,3	305,3	379,1
E - ELECTRICITY, GAS AND WATER SUPPLY		E	694,1	800,3	1.186,6	1.150,5	1.218,8
Total		Total	4.343,5	4.914,5	6.143,4	6.974,2	7.917,2

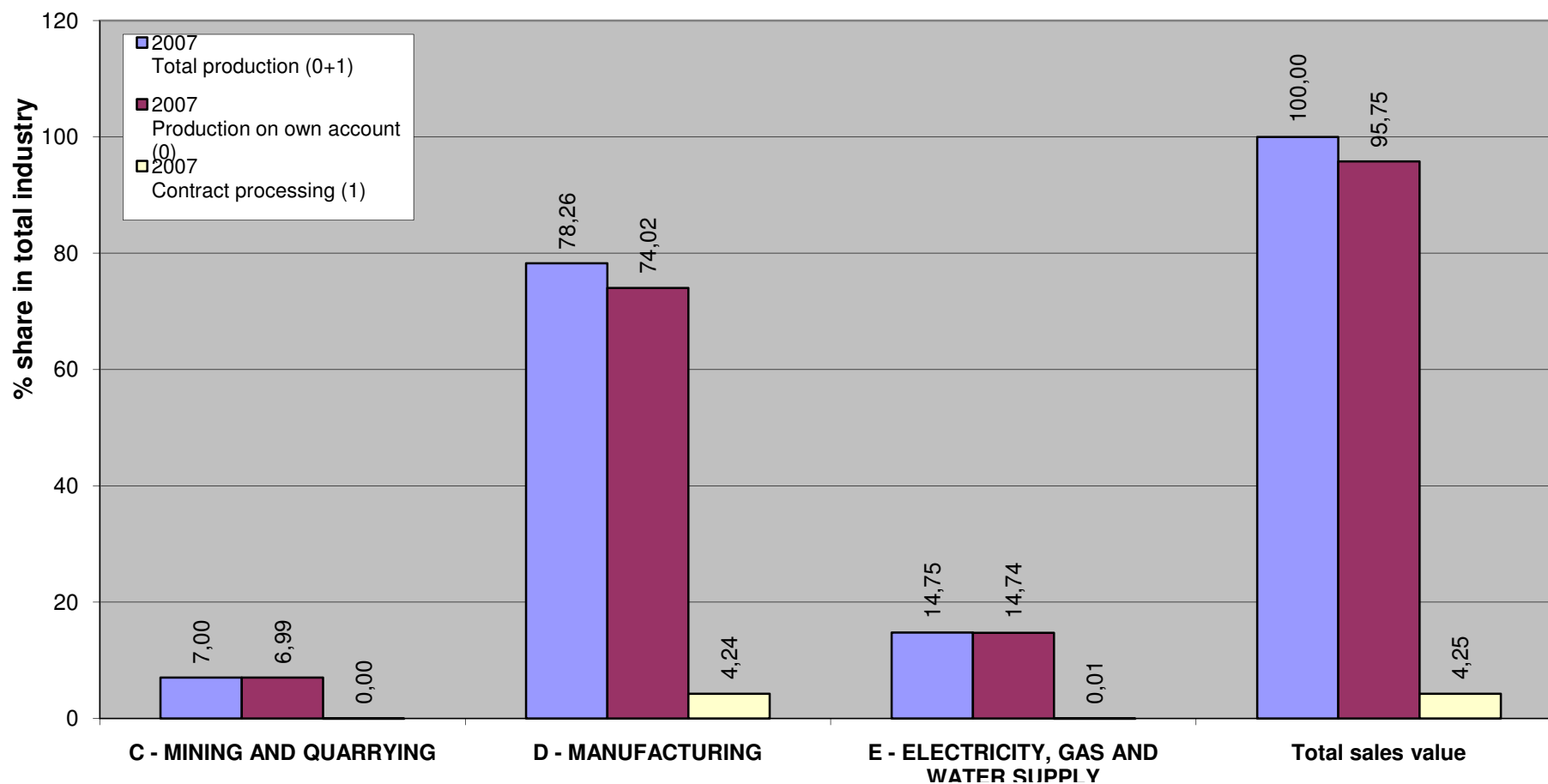
3. MAIN AGREGATED RESULTS – OVERVIEW GRAPHS

Industrial production in BiH 2007
Total industry
Sales value by type of production and by activity section



Microdata sources on industrial production in BIH are Federal Office of Statistics FBiH, Institute of Statistics RS and Branch Office DB of Agency for Statistics BiH
Users are kindly requested to mention data source

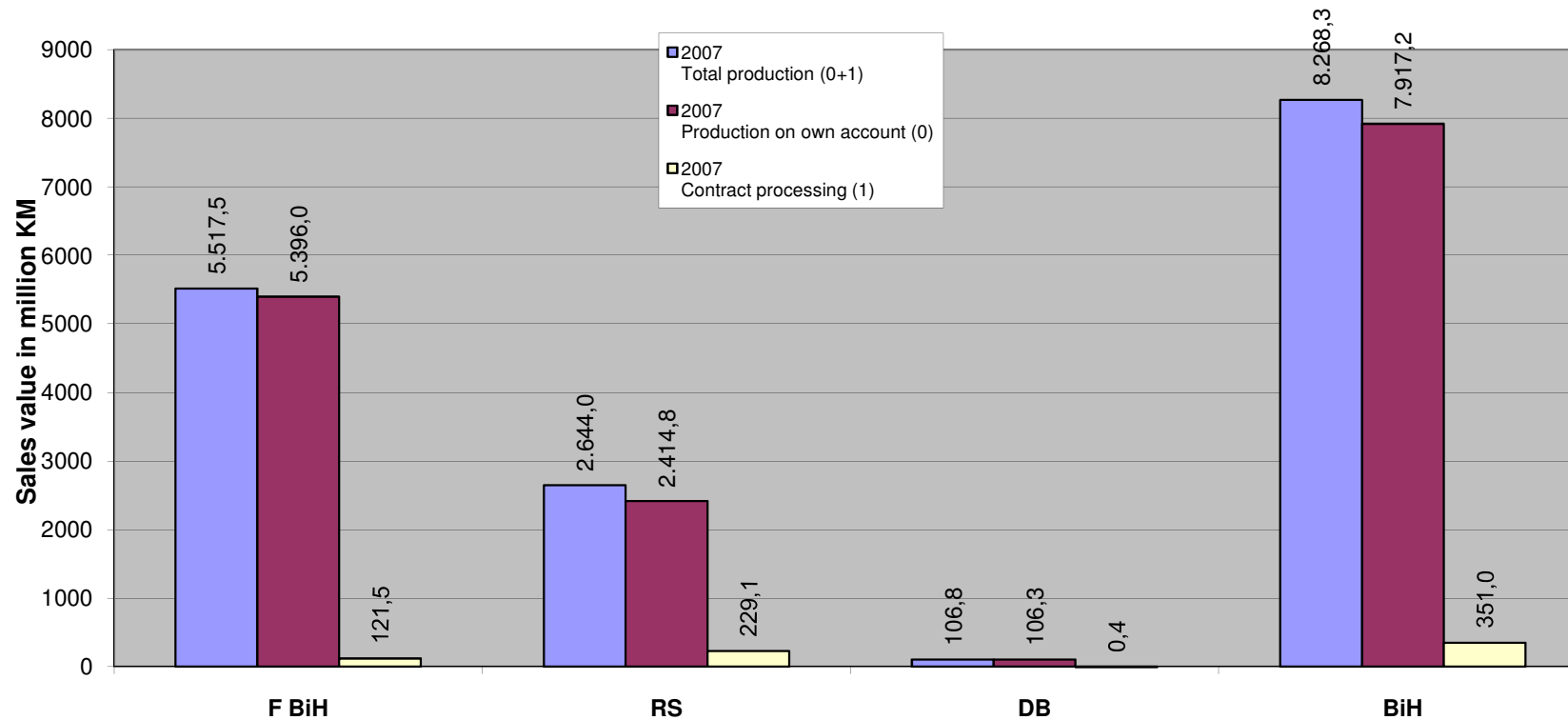
Industrial production in BiH 2007
Total industry
Structure of sales by type of production and by activity section



*Microdata sources on industrial production in BiH are Federal Office of Statistics FBiH, Institute of Statistics RS and Branch Office DB of Agency for Statistics BiH
 Users are kindly requested to mention data source*

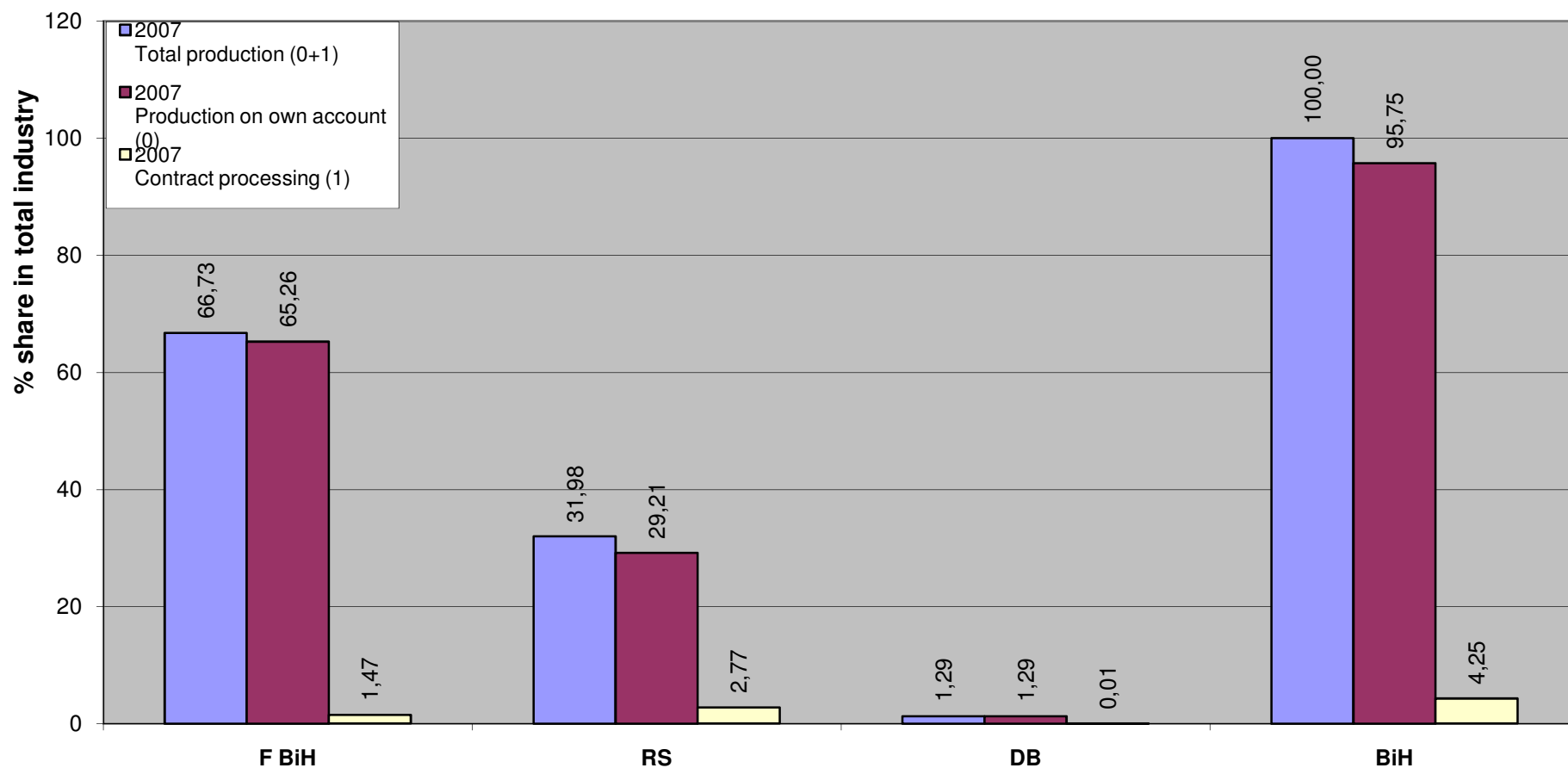
Industrial production in BiH 2007

Total industry
Sales value by type of production in F BiH, RS and



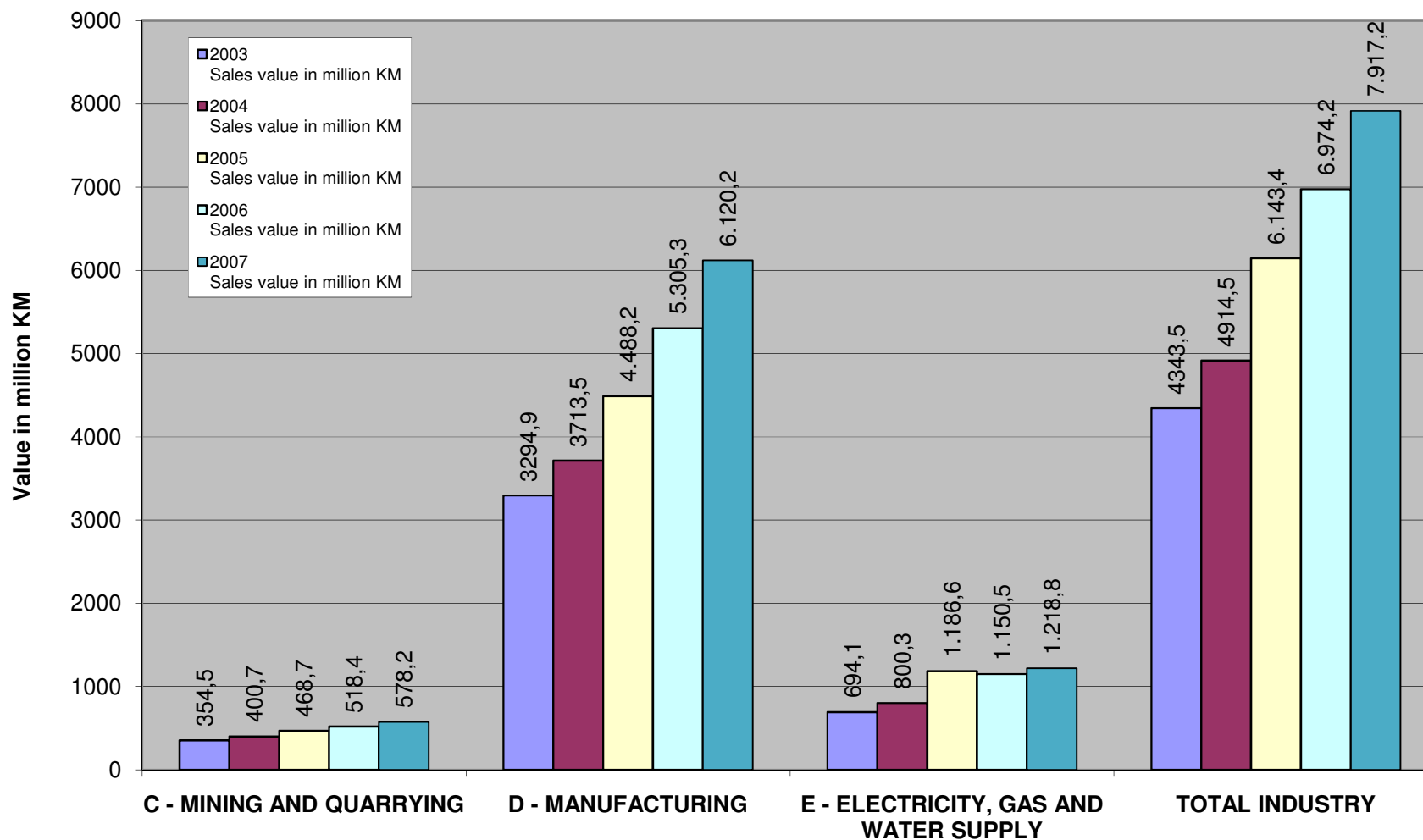
Microdata sources on industrial production in BiH are Federal Office of Statistics F BiH, Institute of Statistics RS and Branch Office DB of Agency for Statistics BiH
Users are kindly requested to mention data source

Industrial production in BiH 2007
Total industry by type of production
Share of F BiH, RS and DB sales val



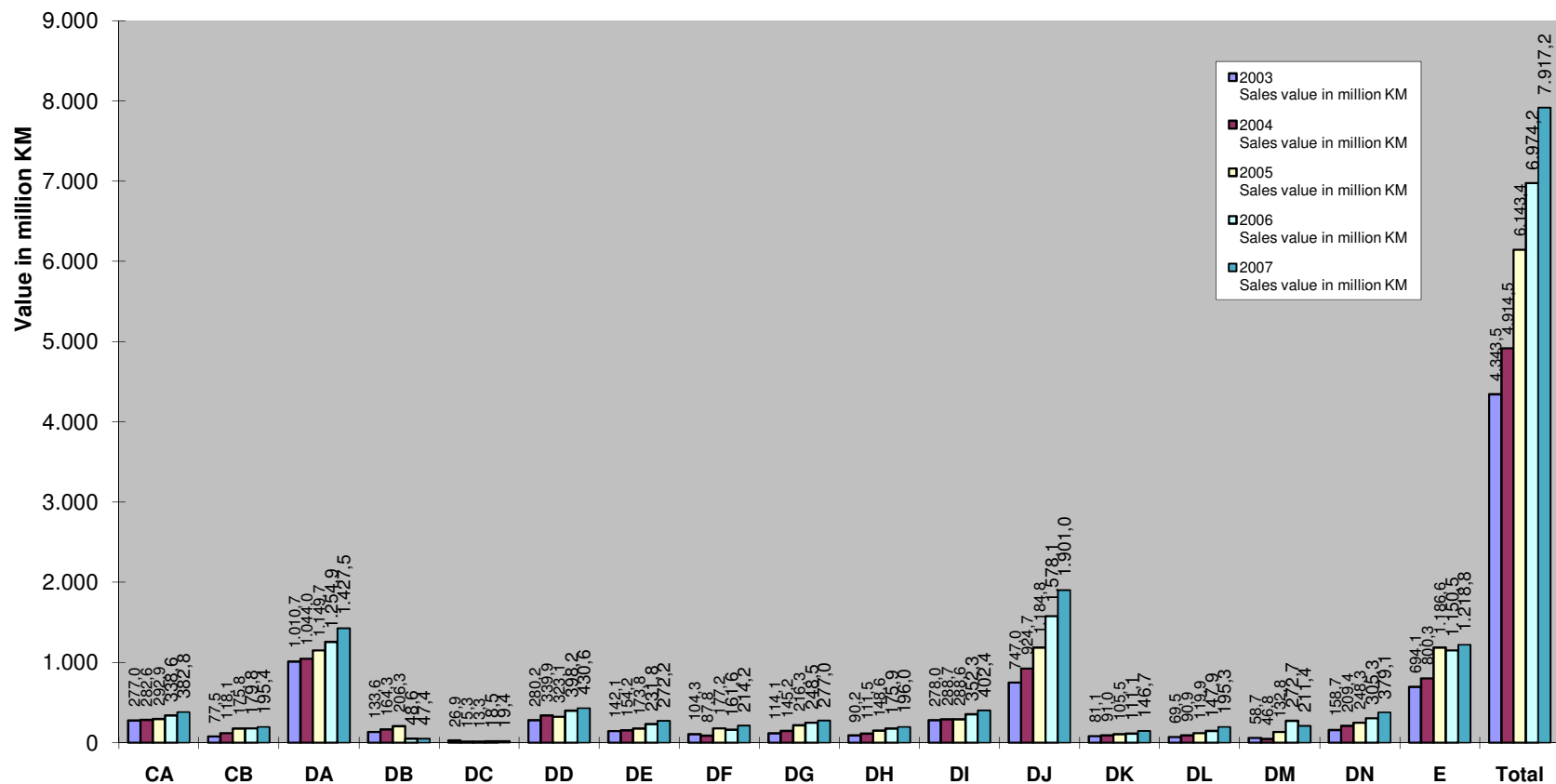
*Microdata sources on industrial production in BiH are Federal Office of Statistics F BiH, Institute of Statistics RS and Branch Office DB of Agency for Statistics BiH
 Users are kindly requested to mention data source*

Industrial Production on Own Account in BiH - 2003/2004/2005/2006/2007
Total industry
Sales value by activity sections C, D and E



*Microdata sources on industrial production in BiH are Federal Office of Statistics F BiH, Institute of Statistics RS and Branch Office DB of Agency for Statistics BiH
 Users are kindly requested to mention data source*

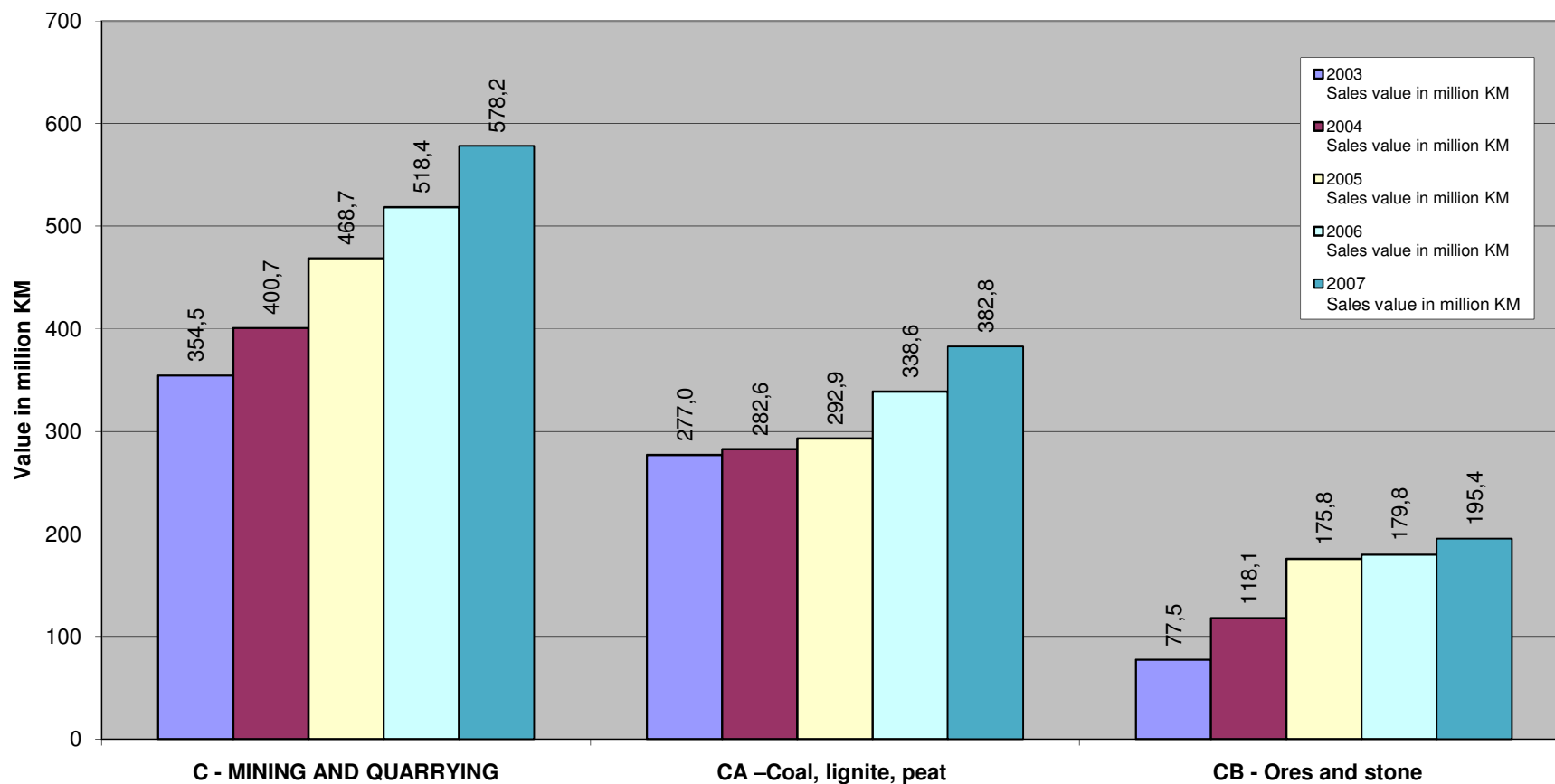
Industrial Production on Own Account in BiH - 2003/2004/2005/2006/2007
Total industry
Sales value by activity sections and subsections



Microdata sources on industrial production in BiH are Federal Office of Statistics FBiH, Institute of Statistics RS and Branch Office DB of Agency for Statistics BiH

Users are kindly requested to mention data source

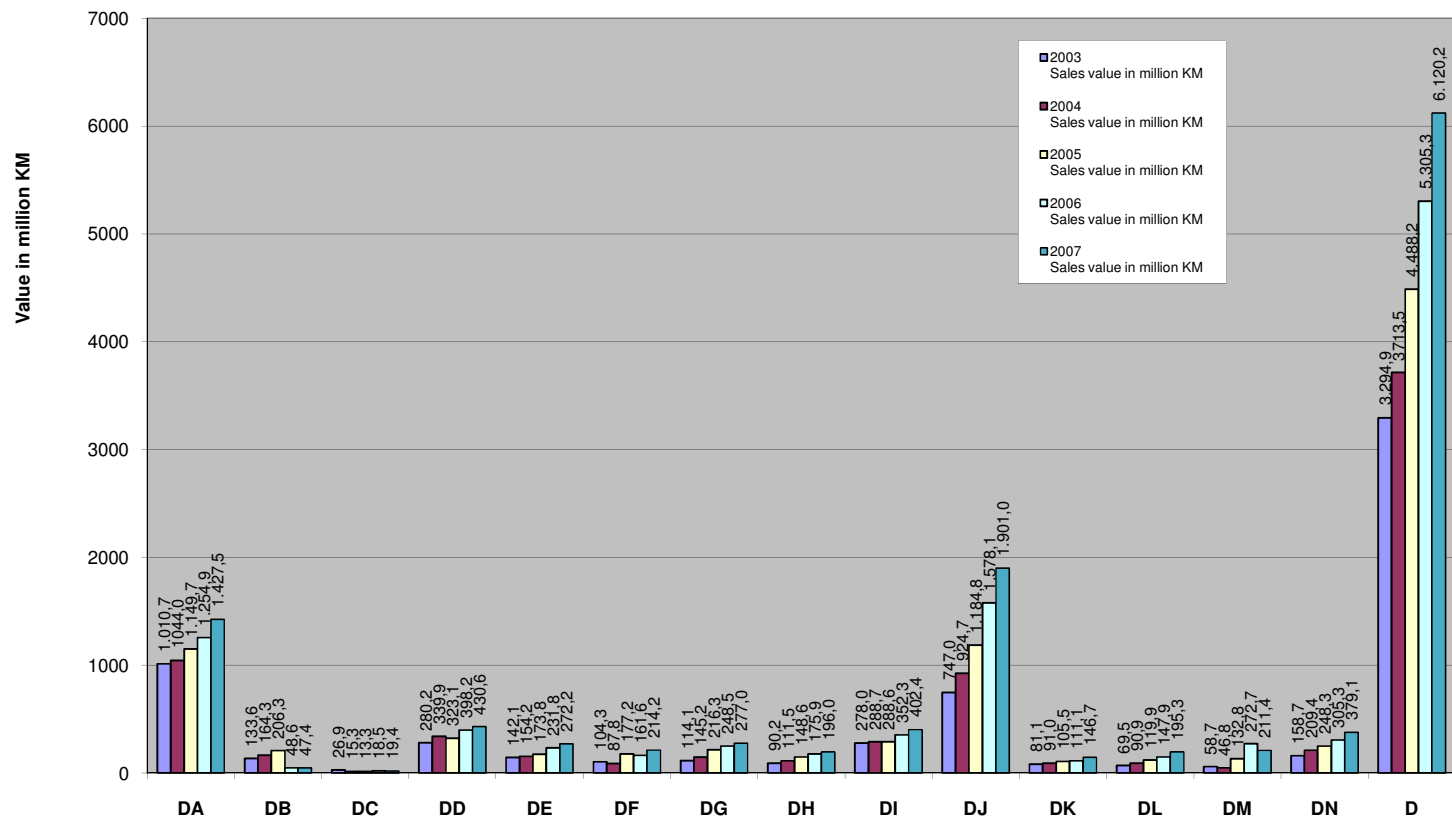
Industrial Production on Own Account in BiH - 2003/2004/2005/2006/2007
C - MINING AND QUARRYING
Sales value by activity subsections



*Microdata sources on industrial production in BiH are Federal Office of Statistics FBiH, Institute of Statistics RS and Branch Office DB of Agency for Statistics BiH
 Users are kindly requested to mention data source*

INDUSTRIAL PRODUCTION IN 2007– THE FIRST RELEASE OF PRODCOM RESULTS

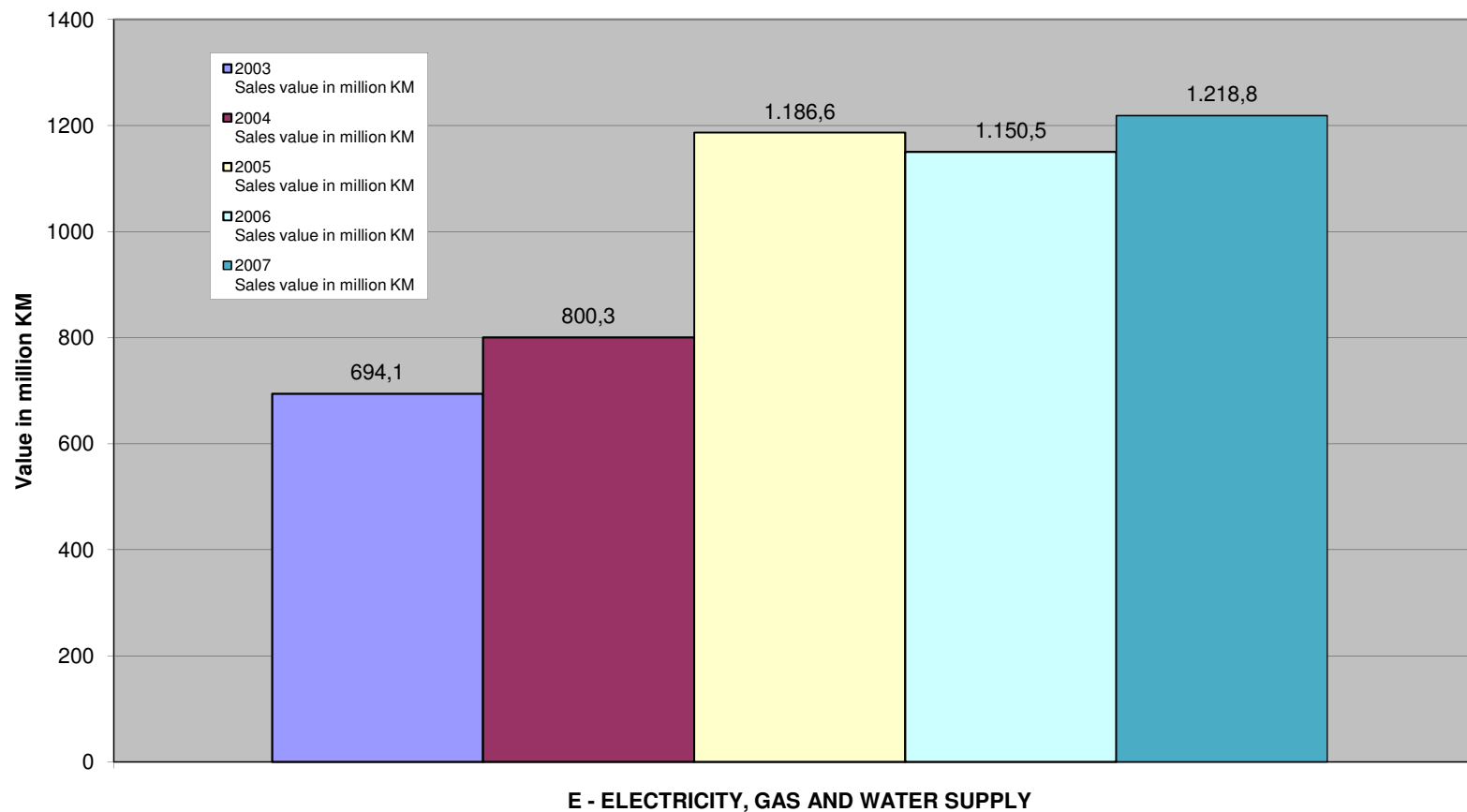
Industrial Production on Own Account in BiH - 2003/2004/2005/2006/2007
D - MANUFACTURING
Sales value by activity subsections



Microdata sources on industrial production in BiH are Federal Office of Statistics FBiH, Institute of Statistics RS and Branch Office DB of Agency for Statistics BiH

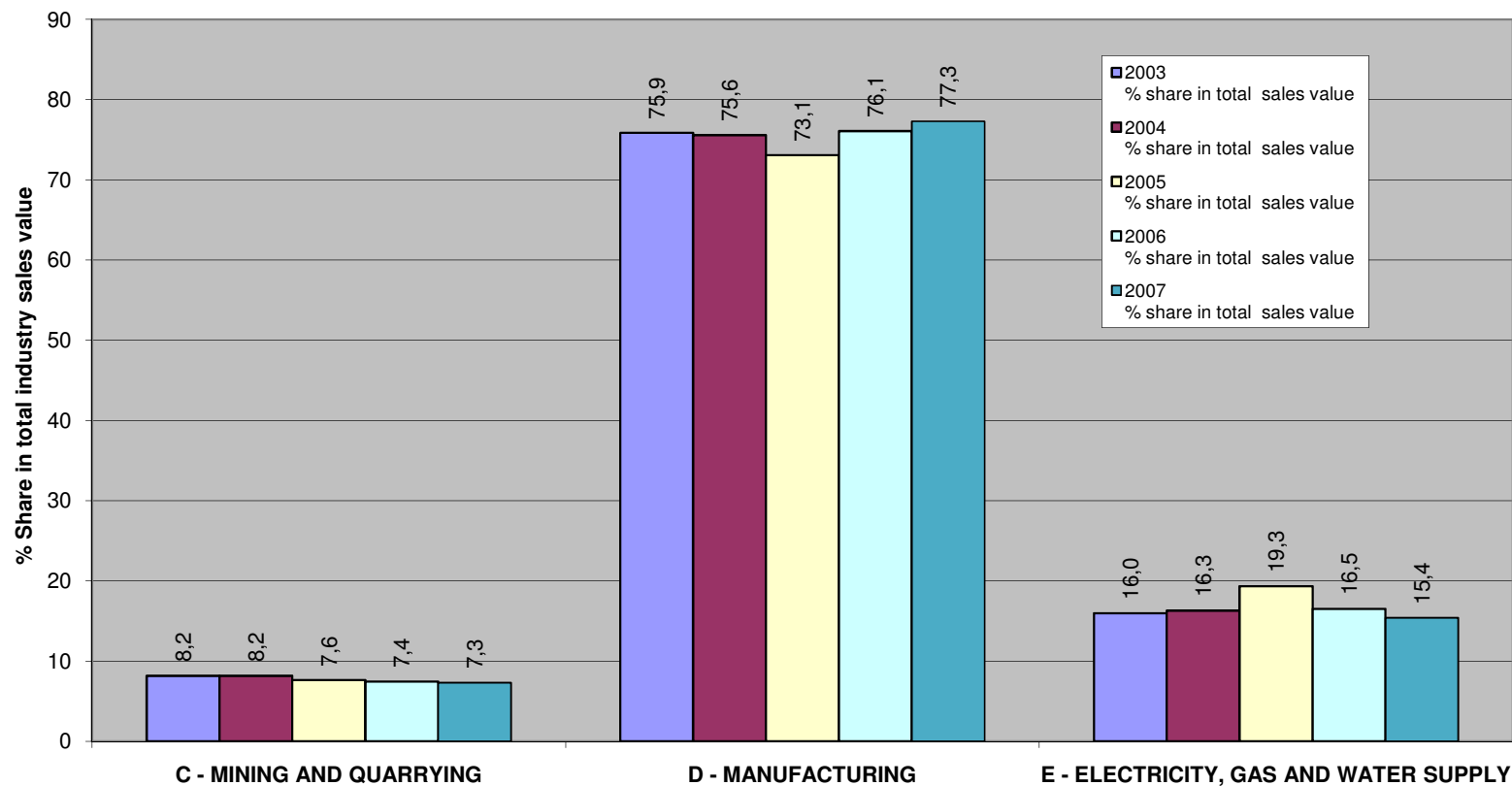
Users are kindly requested to mention data source

Industrial Production on Own Account in BiH - 2003/2004/2005/2006/2007
E - ELECTRICITY, GAS AND WATER SUPPLY
Sales value



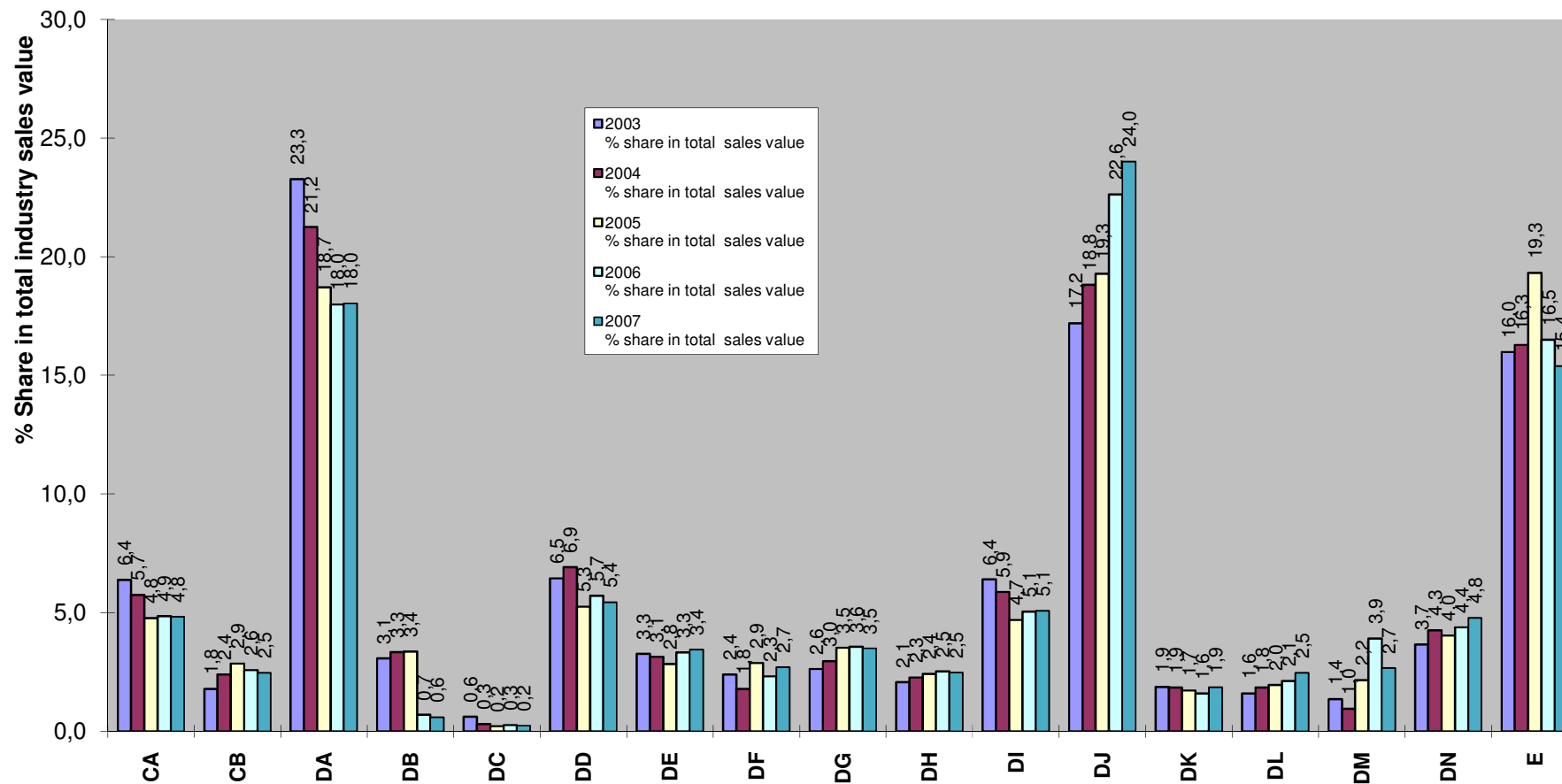
*Microdata sources on industrial production in BIH are Federal Office of Statistics FBiH, Institute of Statistics RS and Branch Office DB of Agency for Statistics BiH
Users are kindly requested to mention data source*

Industrial Production on Own Account in BiH - 2003/2004/2005/2006/2007
Total industry
Structure of sales by activity sections



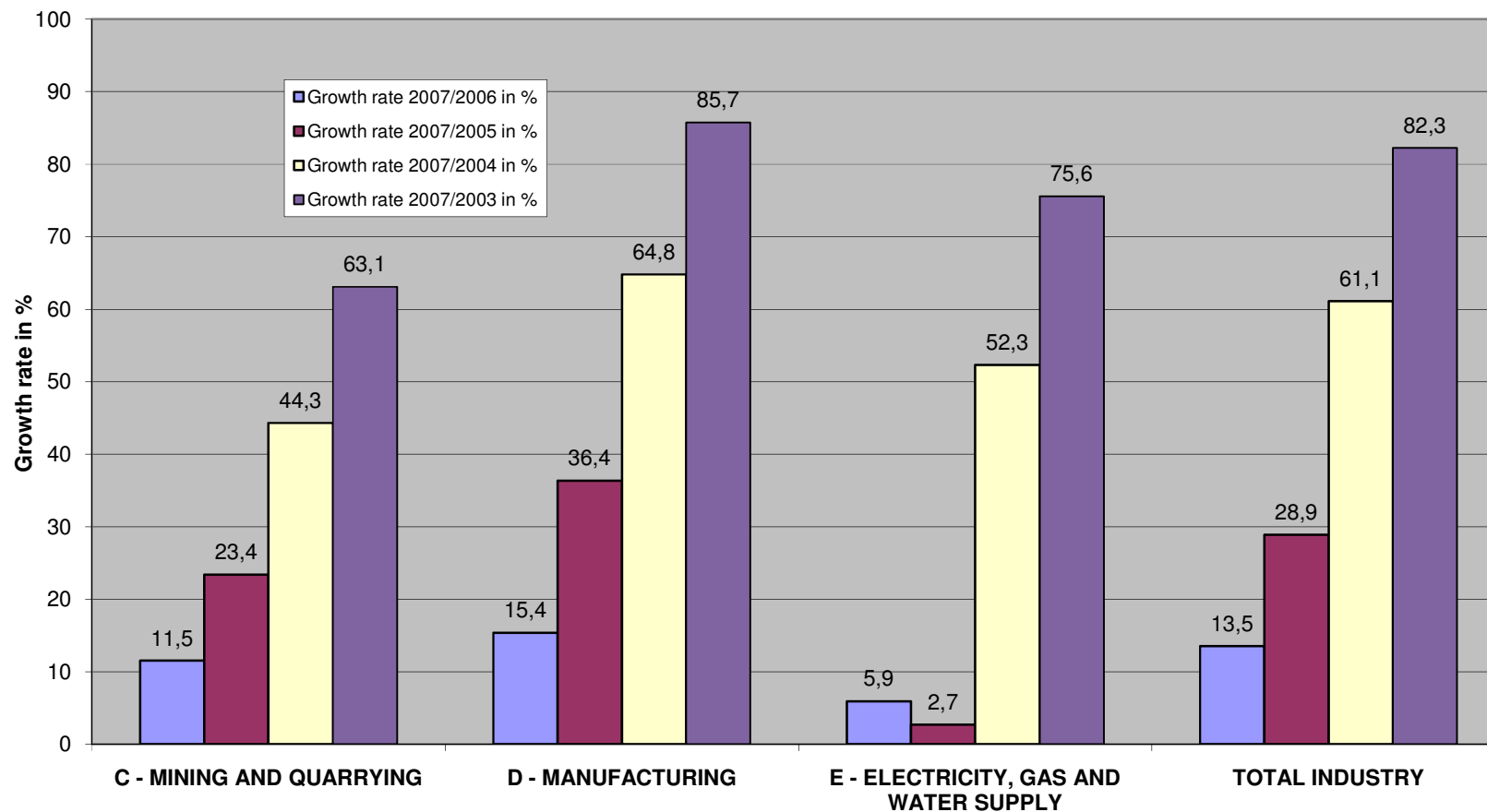
*Microdata sources on industrial production in BiH are Federal Office of Statistics F BiH, Institute of Statistics RS and Branch Office DB of Agency for Statistics BiH
 Users are kindly requested to mention data source*

Industrial Production on Own Account in BiH - 2003/2004/2005/2006/2007
Total industry
Structure of sales by activity subsections



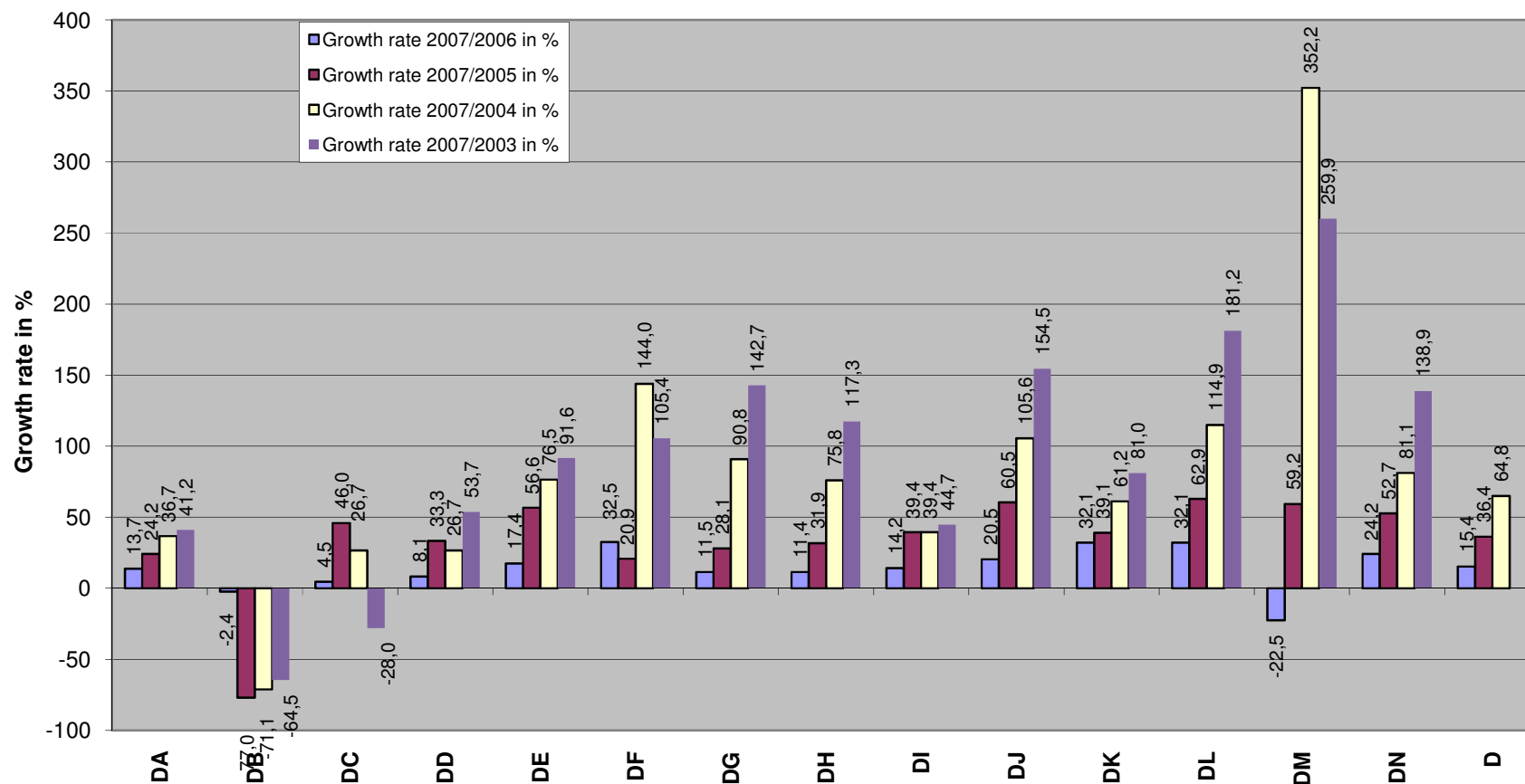
Microdata sources on industrial production in BiH are Federal Office of Statistics FBiH, Institute of Statistics RS and Branch Office DB of Agency for Statistics BiH
 Users are kindly requested to mention data source

Industrial Production on Own Account in BiH
Total industry and sections C,D and E
Growth rate 2007/2006, 2007/2005, 2007/2004 and 2007/2003



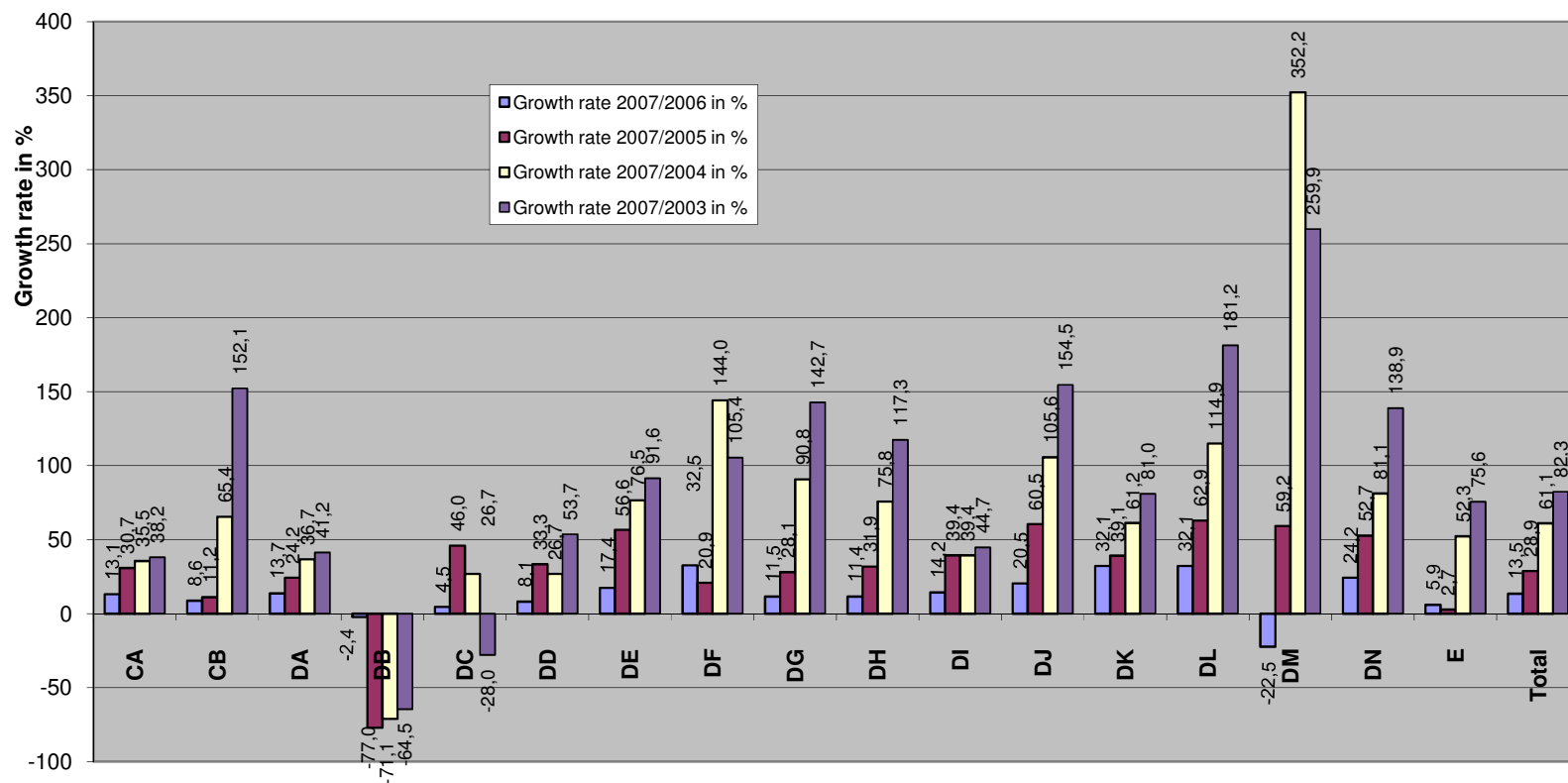
Microdata sources on industrial production in BIH are Federal Office of Statistics FBiH, Institute of Statistics RS and Branch Office DB of Agency for Statistics BiH
Users are kindly requested to mention data source

**Industrial Production on Own Account in BiH
D - MANUFACTURING by subsections
Growth rate 2007/2006, 2007/2005, 2007/2004 and 2007/2003**



Microdata sources on industrial production in BiH are Federal Office of Statistics FBiH, Institute of Statistics RS and Branch Office DB of Agency for Statistics BiH
Users are kindly requested to mention data source

**Industrial Production on Own Account in BiH
Total industry by subsections
Growth rate 2007/2006, 2007/2005, 2007/2004 and 2007/2003**



Microdata sources on industrial production in BiH are Federal Office of Statistics FBiH, Institute of Statistics RS and Branch Office DB of Agency for Statistics BiH

Users are kindly requested to mention data source

