

**BOSNIA AND HERZEGOVINA
AGENCY FOR STATISTICS OF
BOSNIA AND HERZEGOVINA**

ISSN 1840-104X

TB 05

Thematic Bulletin

Industrial Production Bosnia and Herzegovina - 2006

First release of PRODCOM results

Sarajevo, 2007

CONTENTS

FOREWORD -----	3
INTRODUCTION -----	5
ABBREVIATIONS -----	7
METHODOLOGICAL EXPLANATIONS -----	8
1. Organization of the survey -----	8
2. concepts and definitions -----	8
2.1. Industry -----	8
2.2. Statistical units -----	9
2.3. Data -----	10
2.4. Production -----	10
3. important notes -----	11
INDUSTRIAL PRODUCTION AND SALES OF INDUSTRIAL PRODUCTS -----	13
IN BOSNIA AND HERZEGOVINA – 2006 -----	13
C Mining and quarrying -----	13
CA Mining and quarrying of energy producing materials -----	13
CB Mining and quarrying, except of energy producing materials ---	13
D Manufacturing -----	15
DA Manufacture of food products, beverages and tobacco -----	15
DB Manufacture of textiles and textile products -----	26
DC Manufacture of leather and leather products -----	35
DD Manufacture of wood and wood products -----	37
DE Manufacture of pulp, paper and paper products; publishing and printing -----	41
DF Manufacture of coke, refined petroleum products and nuclear fuel -----	45
DG Manufacture of chemicals, chemical products and man-made fibres -----	45
DH Manufacture of rubber and plastic products -----	50
DI Manufacture of other non-metallic mineral products -----	52
DJ Manufacture of basic metals and fabricated metal products ---	55
DK Manufacture of machinery and equipment n.e.c. -----	65
DL Manufacture of electrical and optical equipment -----	69
DM Manufacture of transport equipment -----	76
DN Manufacturing n.e.c. -----	78
E Electricity, gas and water supply -----	81
ANEX I: OVERVIEW GRAPHS -----	84
INDUSTRIAL PRODUCTION IN BOSNIA AND HERZEGOVINA 2006 -----	84
1. DATA COLLECTION AND PUBLISHING -----	84
2. MAIN AGREGATED RESULTS – OVERVIEW GRAPHS -----	85

FOREWORD

Bulletin on industrial production is a publication of the Agency for Statistics of Bosnia and Herzegovina that contains a comprehensive overview of official statistical data on characteristics of industrial production in Bosnia and Herzegovina.

According to the Statistical Law of Bosnia and Herzegovina (Official Gazette of Bosnia and Herzegovina, No. 34/2002) Agency for Statistics of Bosnia and Herzegovina is in charge of the production and publishing of aggregated official statistics for Bosnia and Herzegovina, in accordance with the internationally accepted methodology, using data submitted by the Entity Statistical Institutes and by the Branch Office of the Agency for Statistics of Bosnia and Herzegovina - District Brčko.

Data on annual industrial production on own account in Bosnia and Herzegovina was collected uniformly for the first time for the year 2003, and the results were published in the beginning of 2005. From that point onward annual results on industrial production have been published on regular basis.

Regular annual data collection on industrial production in Bosnia and Herzegovina and consequent data processing is based on use of single Nomenclature of industrial production in Bosnia and Herzegovina – NIP BiH, which is to be regularly updated with relevant regulations and nomenclatures of European Union, and also based on uniform methodological approach

We would like to take this opportunity to express our gratitude to the Institute of Statistics of the Federation of Bosnia and Herzegovina and to the Republic Institute of Statistics of Republika Srpska for providing data necessary for this publication

All suggestions by users of statistical data, which lead to further improvements of this publication will be gratefully accepted

Sarajevo, December 2007

Director

Zdenko Milinović

INTRODUCTION

Data on regular industrial production (on own account) in Bosnia and Herzegovina was published for the first time in the beginning of 2005, covering the production of the year 2003. From that point onward such results have been included in the publishing plan of the Agency for statistics of Bosnia and Herzegovina, on regular basis.

Starting with annual data on 2005 the data on contract based industrial production has also been published on the regular basis, not only the data on the industrial production on own account (regular production).

The annual survey on industry in Bosnia and Herzegovina IND 21 for the year 2006 is fully harmonized between all official statistical institutions of Bosnia and Herzegovina, but it is compliant, in great extent, with international, primarily European standards and regulations. The following main objectives were set upon annual survey on industry:

- data collection, processing and publishing of annual statistics on industrial production in BiH, covering the territories of both entities and their administrative units, as well as territory of District Broke, focused on products specified in Nomenclature of Industrial Products of Bosnia and Herzegovina – NIP BiH 2005 (based on PRODCOM list 2005, i.e. PRODCOM regulation of EE¹⁾) - that means carrying out the annual PRODCOM survey on industrial production,
- collection and processing of data necessary to determine the structure of different areas in state economy and to make an analysis of changes that are taking place in each element of the economy structure, and also compilation of internationally harmonized statistical structural business indicators for industry – that means carrying out the annual Structural Business survey on industry according to EU regulation on Structural Business Statistics (SBS-R)²⁾
- collection of data necessary to establish harmonized system of weights to be used in compilation of monthly volume indicator of industrial production in Bosnia and Herzegovina, in each entity and in District Brčko, in accordance with European standards and regulations,
- dissemination of data on industrial production (PRODCOM results) to domestic and international users,
- dissemination of data on structure of industrial production (Structural Business Statistical Indicators – SBS Indicators) to domestic and international users.

Annual survey on industry is organized in such a way that it comprises two, in its nature, rather different parts: PRODCOM survey and Structural business survey.

PRODCOM survey is oriented to the product and is dealing with direct data on volume and value of sales of industrial production, at the detailed level of a single product, as it is specified in nomenclature of industrial products. The subject of the survey is industrial production, accomplished at the territory of Bosnia and Herzegovina, in the period of reporting year.

The single Nomenclature of Industrial Products of Bosnia and Herzegovina NIP BiH 2005 was introduced in the PRODCOM part of annual survey on industry. This nomenclature is based on PRODCOM list 2005.

Structural Business survey is oriented to basic elements of production accounts. The subject of the survey is business information on industrial enterprises, referring to principal activity of the enterprise, and also information on activity of the enterprise units (establishments) that are the part of the enterprise, all at the class level of the classification of activities of Bosnia and Herzegovina - KD BiH (four digit code of NACE Rev.1.1 classification of activity).

²⁾ Structural Business Statistics Regulations i.e. SBS-R (EEC Regulation No 58/97 i 2700/98)

The publication is presenting, in systematic way, the data collected through 2006 annual PRODCOM survey and gives information on volume of production, volume and value of sales of industrial products (goods and services) in Bosnia and Herzegovina, which are results of regular production (0) carried out in reporting unit (based on own or purchased raw materials), as well as production based on contract (1).

Data on industrial production in 2006 are collected using new Nomenclature of Industrial Products of Bosnia and Herzegovina – NIP BiH 2005, which was published in Official Gazette of Bosnia and Herzegovina, No. 19/06 dated on 20. 03. 2006. In 2006 NIP BiH 2005 was introduced as obligatory standard for annual statistical surveys in industry, but starting with 2007 it should be obligatory standard for all statistical surveys in the field of industry and for all statistical activities that require collection, processing and presentation of results, based on industrial products. Direct comparison of PRODCOM data for 2006 with already published data for 2003 and 2004, could not be done at product level just because of introduction of the new nomenclature of industrial products of Bosnia and Herzegovina, but it is possible to compare directly individual data for 2005 and 2006.

ABBREVIATIONS

BHAS	Agency for Statistics of Bosnia and Herzegovina
B&H	Bosnia and Herzegovina
DB	District Brčko
n.e.c.	not elsewhere classified
ECSC	European Coal and Steel Community
ef. hrs	effective hours
FB&H	Federation of Bosnia and Herzegovina
FZS	Federal Office of Statistics
GT	Gross Tonnage (2,8316 m ³)
hl	hectoliter
1000	thousand
kg	kilogram
p/st	piece
l	liter
m	meter
m ²	square meter
m ³	cubic meter
mil. p/st	million of pieces
MWh	Megawathour
Extns	extension
RS	Republika Srpska
RZSRS	Institute for Statistics of Republika Srpska
EDB	Statistical Office of District Brčko (Branch Office of BHAS)
t	ton
TJ	TerraJoule (gross calorific value)

METHODOLOGICAL EXPLANATIONS

1. ORGANIZATION OF THE SURVEY

Agency for Statistics of Bosnia and Herzegovina (BHAS), Federal Office of Statistics (FZS) together with its cantonal offices, Institute for Statistics of Republika Srpska (RZSRS) together with its regional offices and Branch Office of Agency for Statistics of Bosnia and Herzegovina - District Brčko (EDB) took part in implementation of annual survey on industry.

BHAS, FZS and RZSRS had harmonized, in full coordination, the methodology of annual survey on industry for 2006 and jointly agreed upon the contents and the form of questionnaire and also prepared instructions for filling it up.

FZS, RZSRS and EDB organized the whole field work i.e. they printed and distributed questionnaires and all accompanying documents, necessary for survey to be carried out.

In the course of their standard works FZS, RZSRS and EDB used to create and update address lists of statistical units to be followed up through industry surveys. These address lists were used as a basis for annual survey on industry.

FZS, RZSRS and EDB held all necessary trainings in different cantonal/regional and central statistical offices, and altogether with statisticians from local offices they organized direct visits to reporting units, whenever it was judged as important. All major difficulties they resolved in direct contact with reporting units.

Computer applications for data entry, checking, control and processing were developed in statistical institute of each Entity, reflecting the objectives of the annual survey on industry and structure and contents of the questionnaire.

Agency for statistics of Bosnia and Herzegovina made the agreement with FZS and RZSRS upon the contents, type and form of data to be transmitted for further processing, and developed IT application for taking over, aggregation and compilation of PRODCOM results for the level of Bosnia and Herzegovina.

FZS, RZSRS and EDB collected completed questionnaires and get done all activities related to data entry, analysis and control. After appropriate checks and controls, the collected data was submitted to BHAS in required form.

FZS, RZSRS and EDB accomplished the first stage processing of collected PRODCOM data such that necessary information, in required form, was submitted to BHAS.

BHAS aggregated the data collected from FZS, RZSRS and EDB and prepared and published PRODCOM results for Bosnia and Herzegovina. Data for the level of Bosnia and Herzegovina were compiled from clarified, checked and processed data originated from entities' statistical institutes and statistical branch office of District Brčko.

2. CONCEPTS AND DEFINITIONS

2.1. Industry

The term industry, as it is used in annual survey on industry IND-21, refers to the three sections of the classification of activities (according to NACE Rev.1.1):

C - MINING AND QUARRYING,

D - MANUFACTURING and

E - ELECTRICITY, GAS AND WATER SUPPLY

Definition of industry is just the same as the one used by EU.

Concepts and definitions of all other terms used in annual PRODCOM survey on industrial production (such as principal, secondary and ancillary activity, statistical units, product, goods, services, production on own account, contract processing, etc.) are taken from the introduction to NACE Rev1.1, from EU regulation on the

statistical units for the observation and analysis of the production system in the Community³⁾, from introduction to ISIC Rev. 3⁴⁾ and from introduction to PRODCOM list 2005. Those definitions and concepts are harmonized with methodological frame of SNA 93 and ESA 95⁵⁾.

All specific explanations, given in this chapter, are relates only to the PRODCOM part of annual survey on industry, the results of which, those reflecting regular industrial production and contract based production are published in this publication.

2.2. Statistical units

Statistical units in business statistics are autonomous institutions and parts thereof that are contributing in performing the same economic activity. They are undertaking economic transactions of goods and services. In producing goods and services that could be sold, given to other parties without any compensation, or used for further processing and production, statistical units are utilizing their own labor force (manpower). The important attribute of statistical unit is its autonomy in making financial obligations and its right to be owner of tangible and intangible assets.

Observation units are those statistical units that statistics is compiled for, with the aim of monitoring and following up their characteristics and features. The basic limitation set upon statistical unit of observation is its autonomy in regard to financing and production process, what results in two types of observation units:

1. Units that are completely autonomous in regard to financing and production process (enterprise) and
2. Units that are autonomous only in regard to production process (enterprise units, i.e. parts of enterprise, so called establishments). Autonomy in decision-making means that such enterprise units are keeping administrative records on all basic characteristics of the process.

Reporting units are those statistical units that are required to provide data. They could be observation units that are subject of interest, but also they could be completely different units.

Reporting units of the PRODCOM part of annual survey on industry are legal units i.e. enterprises that are, in the register of business subjects of FZS, RZSRS and EDB, classified in the sections C, D and E (industry), as well as those enterprises that are not classified in industry sections, but have their business parts performing industrial activities.

Observation units of the PRODCOM part of annual survey on industry are enterprises and their parts i.e. enterprise units (establishments) that are engaged in industrial activities. Results of the industrial activity are goods and services, i.e. products as they are defined in nomenclature of industrial products.

Enterprise is the smallest combination of legal units that makes an organisational unit producing goods or services, which has a certain degree of autonomy in decision-making, especially for the allocation of its current resources. An enterprise carries out one or more activities at one or more locations.

Enterprise unit i.e. establishment is a part of enterprise (e.g. a workshop, factory, department etc) performing the same or different activity as the enterprise comprising it and is situated at the same or different location. The definition of enterprise unit is not completely comparable with definitions stipulated in Council Regulation (EEC) No 696/93 on the statistical units for observation and analysing within European Community, but it is closest to the definition of **establishment**, as it is given in UN statistical standard (chapter 106 of introduction to the UN classification of activities ISIC Rev. 3 and System of National Accounts SNA 93).

³⁾ Council Regulation (EEC) No 696/93 on the statistical units for observation and analyzing within European Community

⁴⁾ ISIC Rev 3 - International Standard Industrial Classification

⁵⁾ System of National Accounts 1993 - SNA 93 (ISBN 92-1-161352-3) and European System of National Accounts 1995 ESA 95 (EEC regulation No 2223/96), harmonized with SNA 93.

Activity of statistical unit is determined at the subclass level of Classification of Activities of Bosnia and Herzegovina KD BiH.

2.3. Data

Data on realized i.e. total production, internal intermediate consumption, stocks and sold production are collected through PRODCOM part of annual survey on industry. In such a way, for some specific product, data on production is presented as the source side and data on internal consumption, sales and final stocks as expenditure side in the balance of available quantities.

Data on volume of industrial production realized, as well as data on market effect of such a production (production sold in terms of quantity and value) were selected for publishing, covering: regular production i.e. production for own account and contract based production i.e. contract processing.

Also, the sum of data on production on own account and data on contract processing is selected for publishing. The production sold comprises also sales of the stocks effected during the reporting period.

Product is the outcome of economic activity, which is defined as separate item in the nomenclature of industrial products. It is the generic term applied to goods, that have physical characteristics, and to services.

Goods are physical objects for which a demand exists, over which ownership rights can be established and whose ownership can be transferred from one institutional unit to another by engaging in transactions on markets. They are in demand because they may be used to satisfy the needs or wants of households or the community or used to produce other goods or services. The production and exchange of goods are quite separate activities. Some goods may never be exchanged while others may be bought and sold numerous times. The separation of the production of a good from its subsequent sale or resale is an economically significant characteristic of a good that is not shared by a service.

Services are not separate entities over which ownership rights can be established. They cannot be traded separately from their production. Services are heterogeneous outputs produced to order and typically consist of changes in the conditions of the consuming units realized by the activities of producers at the demand of the consumers. By the time their production is completed they must have been provided to the consumers. The production of services must be confined to activities that are capable of being carried out by one unit for the benefit of another.

Finished product is each products for which processing have been completed i.e. the product that have undergone some processing and reached such a degree of transformation or treatment that it became a new product and should be assigned specific code and description listed in the nomenclature of industrial products. Such definition of finished product also covers all finishing works related to the specific product, such as cleaning, packing, quality testing, sorting etc. The volume of damaged and incorrect products (wastes) are not to be considered as finished products.

Intermediate product is the product, processed in such a degree that it became a new product which is specified in nomenclature of industrial product, produced by enterprise or one of its parts (establishments) and used in the same enterprise, or in the same or other part of the enterprise, for further processing such to become new product or to be assembled such to create new product, as defined in nomenclature of industrial products. Goods and product purchased from third parties to be resold, in the same shape, form and quality as purchased, are not considered as intermediate products. Also, product used for investment in fixed assets of the enterprise or parts of the enterprise are not considered as intermediate products.

2.4. Production

Total production is the actual quantity of the single product, assigned a single code and description in the nomenclature of industrial products, produced during the reference year in the observation unit, irrespective of whether sold to the third parties in the country or abroad (exports), put into stock or used for further processing (intermediate products), or combined.

Production sold is the production, in terms of volume and value, that was carried out at some time and which has been sold (invoiced) during the reference period (reporting year).

Value of production sold should be calculated on the basis of the ex-works selling price (producer price) obtained during the reporting period. The value of the production sold always includes packaging costs, even if they are invoiced separately. However, the following are not included:

- any turnover tax and consumer tax charged
- separately charged freight costs
- any discounts granted to customers

Regular production is the production accomplished by the observation unit on own account, utilizing the purchased or its own raw materials.

Contract processing is the type of service processing in industry that takes place when business subject, based on contract agreement, utilizes material supplied free of charge by the principal (unit that orders the production) and produces or processes certain product defined by the nomenclature of industrial products. This production must be reported by the contractor i.e. business subject (observation unit) that processed material supplied by the principal. The value of production to be recorded is the fee paid by the principal to the contractor. In any contract processing arrangement, the principal and the contractor must be different statistical units; contract processing between different plants belonging to the same enterprises is not possible.

Industrial services cover treatment, repairs, maintenance and assembly work (mounting, installation and assembling) that are performed by observation unit or its parts and which is invoiced separately. Each industrial service should be reported separately for each specific type of service, as specified in nomenclature of industrial products and specific measuring unit should be applied – effective hours, or thousands of effective hours. An exception is Division 17 of classification of activities - textile finishing, where the finishing production has to be reported in volume too. The value of industrial services are expressed in thousands of KM

Contract processing (production of goods based on contract and provision of industrial services based on contract) are presented in this publication apart from regular production (production on own account).

3. IMPORTANT NOTES

In October 2006 the single, state level Classification of Economic Activities of Bosnia and Herzegovina KD BiH was officially accepted, which is fully harmonized with NACE Rev. 1.1. (Law on KD BiH, Official Gazette of Bosnia and Herzegovina, No. 76/06 and Decision on KD BiH, Official Gazette of Bosnia and Herzegovina, No. 84/06).

Description of activities from the Classification of Economic Activities of Bosnia and Herzegovina KD BiH are used for the purpose of presenting the results on the state level.

The coverage of the PRODCOM part of annual survey on industry is not full and is not harmonized between entities and District Brčko. The coverage is based on the address list of statistical units for annual statistical survey on industry, that is separately kept in FZS, RZSRS and EDB. The coverage in FZS is expended in 2006 to those reporting units, out of the complete address list, that have 10 and more employees and those reporting units whose total turnover is larger or equal 500.000 KM. In RZSRS and EDB all reporting units from address list are included in the survey. For the moment totally adjustment of the survey coverage has not been done yet.

**INDUSTRIAL PRODUCTION AND SALES OF INDUSTRIAL PRODUCTS
IN BOSNIA AND HERZEGOVINA – 2006**

Code	Product and activity	Type of Production	Measuring Unit	Total Production	Production sold	Production value sold (in 1.000 KM)
C	MINING AND QUARRYING					
CA	MINING AND QUARRYING OF ENERGY PRODUCING MATERIALS					
10	Mining of coal and lignite; extraction of peat					
10.2	Mining and agglomeration of lignite					
10.20	Mining and agglomeration of lignite					
10.20.10.30.01	Brown coal	0	t	1.733.069	1.739.822	97.474,00
10.20.10.30.03	Brown coal powder	0	t	3.462.242	1.938.472	125.604,74
10.20.10.30.04	Lignite coal	0	t	2.961.026	1.016.120	44.621,34
10.20.10.30.06	Lignite coal powder	0	t	1.802.064	1.800.976	70.881,00
CB	MINING AND QUARRYING, EXCEPT OF ENERGY PRODUCING MATERIALS					
13	Mining of metal ores					
13.1	Mining of iron ores					
13.10	Mining of iron ores					
13.10.10.30.02	Non-agglomerated iron ores with $\geq 42\%$ Fe	0	t	1.888.091	0	0,00
13.10.10.50.02	Agglomerated iron ores and concentrates with $\geq 42\%$	0	t	1.551.496	1.502.688	47.889,15
13.2	Mining of non-ferrous metal ores, except uranium and thorium ores					
13.20	Mining of non-ferrous metal ores, except uranium and thorium ores					
13.20.13.00.00	Aluminium ores and concentrates	0	t	854.047	854.748	32.309,66
13.20.15.50.00	Lead ores and concentrates	0	t	1.152	1.152	1.215,25
13.20.15.70.00	Zinc ores and concentrates	0	t	902	902	413,83
14	Other mining and quarrying					
14.1	Quarrying of stone					
14.11	Quarrying of ornamental and building stone					
14.11.11.50.00	Ecaussine and other calcareous monumental or building stone of an apparent specific gravity ≥ 2.5	0	t	145.666	0	0,00
14.11.12.33.00	Granite, crude or roughly trimmed	0	t	20.741	19.749	7.899,00

Type of production: 0 – Production on own account

1 – Contract processing

INDUSTRIAL PRODUCTION IN 2006 – THE FIRST RELEASE OF PRODCOM RESULTS

Code	Product and activity	Type of Production	Measuring Unit	Total Production	Production sold	Production value sold (in 1.000 KM)
14.11.12.90.00	Porphyry, basalt and other monumental/building stone, crude, roughly trimmed/merely cut (excluding calcareous monumental/ building stone of gravity>2.5kg/10m ³ granite and sandstone)	0	t	12.196	11.563	128,00
14.12	Quarrying of limestone, gypsum and chalk					
14.12.10.30.00	Gypsum and anhydrite	0	t	131.936	123.796	2.189,46
14.12.10.50.01	Limestone crushed used for the manufacture of lime or cement	0	t	1.457.798	1.121.193	10.111,34
14.12.10.50.02	Limestone powdered	0	t	267.081	237.557	3.519,10
14.12.20.30.01	Dolomite, crude	0	t	109.693	102.903	987,87
14.12.20.30.02	Dolomite, cut for industry usage	0	t	43.080	1.181	10,28
14.12.20.30.03	Dolomite, powdered	0	t	14.201	10.973	668,26
14.13	Quarrying of slate					
14.13.10.00.00	Slate, crude, roughly trimmed or merely cut into rectangular or square blocks or slabs	0	t	5.735	5.725	286,00
14.2	Quarrying of sand and clay					
14.21	Operation of gravel and sand pits					
14.21.11.50.00	Silica sands (quartz sands or industrial sands)	0	t	711.399	745.276	5.668,78
14.21.11.90.00	Construction sands such as clayey sands; kaolinic sands; felspathic sands (excluding silica sands, metal bearing sands)	0	t	20.835	18.878	273,88
14.21.12.10.01	Gravel	0+1	t	1.593.553	1.433.983	8.453,70
		0	t	1.444.415	1.370.002	7.675,44
		1	t	149.138	63.981	778,27
14.21.12.10.02	Pebbles, shingle and flint	0	t	67.193	19.522	263,00
14.21.12.30.01	Crushed or cut dolomite for concrete aggregates, for road stone and for other construction use	0+1	t	1.168.920	1.081.624	9.106,24
		0	t	1.076.030	1.040.086	8.312,87
		1	t	92.890	41.538	793,38
14.21.12.30.02	Other crushed or cut stone used for concrete aggregates, for road stone and for other construction use	0	t	1.866.807	1.704.095	16.087,56
14.21.12.50.00	Granules; chippings and powder of marble	0	t	3.007	3.111	404,43
14.21.12.90.00	Granules; chippings and powder of travertine; Ecaussine; granite; porphyry; basalt; sandstone and other monumental stone	0	t	3.007	0	0,00
14.21.13.30.01	Slag for construction use	0	t	73.624	61.039	592,08
14.21.13.30.02	Other aggregates for use in construction, made of slag, slacks and similar industrial wastes	0	t	98.613	113.259	798,70
14.22	Mining of clays and kaolin					
14.22.11.40.00	Kaolin	0+1	t	69.643	51.160	440,74
		0	t	42.421	23.938	359,07
		1	t	27.222	27.222	81,67
14.22.11.60.00	Kaolinic clays (ball and plastic clays)	0	t	24.992	11.706	193,41
14.22.12.10.00	Bentonite (sodium and calcium smectite); attapulgit and sepiolite	0	t	24.645	24.645	636,00

Type of production: 0 – Production on own account

1 – Contract processing

INDUSTRIAL PRODUCTION IN 2006– THE FIRST RELEASE OF PRODCOM RESULTS

Code	Product and activity	Type of Production	Measuring Unit	Total Production	Production sold	Production value sold (in 1.000 KM)
14.3	Mining of chemical and fertilizer minerals					
14.30	Mining of chemical and fertilizer minerals					
14.30.13.13.00	Natural barium sulphate (barytes)	0	t	190	206	49,00
14.4	Production of salt					
14.40	Production of salt					
14.40.10.00.01	Rock salt (dry mined) for cooking	0	t	80.789	77.007	17.887,00
14.40.10.00.05	Salt in brine (solution mined)	0	t	335.516	335.516	4.697,00
14.5	Other mining and quarrying n.e.c.					
14.50	Other mining and quarrying n.e.c.					
14.50.23.13.00	Natural graphite	0	t	387.838	341.851	7.790,00
14.50.23.15.01	Quartz and quartz sands, crude	0	t	21.345	14.790	214,00
14.50.23.15.02	Quartz and quart sands, separated and rinsed	0	t	7.096	7.096	302,00

D MANUFACTURING
DA MANUFACTURE OF FOOD PRODUCTS, BEVERAGES AND TOBACCO
15 Manufacture of food products and beverages
15.1 Production, processing and preserving of meat and meat products
15.11 Production and preserving of meat

15.11.11.40.00	Fresh or chilled carcasses; half-carcasses and quarters with bone in; of beef and veal	0	kg	1.337.043	611.605	4.413,80
15.11.11.90.01	Fresh or chilled cuts of beef and veal	0	kg	1.915.594	1.221.438	8.385,00
15.11.11.90.02	Fresh or chilled cuts of baby beef	0	kg	378.928	408.550	4.123,48
15.11.12.00.01	Frozen cuts of beef and veal	0	kg	118.728	118.626	865,27
15.11.13.30.00	Fresh or chilled carcasses and half-carcasses of pig meat (including fresh meat packed with salt as a temporary preservative)	0	kg	1.356.379	169.364	975,66
15.11.13.50.00	Fresh or chilled hams; shoulders and cuts thereof with bone in; of pig meat (including fresh meat packed with salt as a temporary preservative)	0	kg	1.735.699	383.204	2.647,92
15.11.13.90.00	Fresh or chilled pig meat (including fresh meat packed with salt as a temporary preservative; excluding carcasses and half-carcasses, hams; shoulders and cuts thereof with bone in)	0	kg	43.751	19.578	136,99
15.11.15.00.00	Fresh or chilled carcasses; half-carcasses and cuts of lamb or sheep	0	kg	84.461	84.377	739,63
15.11.16.00.00	Frozen carcasses; half-carcasses and cuts of lamb or sheep	0	kg	6.621	6.621	34,00
15.11.19.00.00	Fresh, chilled or frozen edible offal of bovine animals, swine, sheep, goats, horses, asses, mules and hinnies	0	kg	200.138	85.041	269,53
15.11.24.00.00	Raw hides and skins of bovine or equine animals, whole	0	p/st	518.036	544.120	25.326,52

Type of production: 0 – Production on own account

1 – Contract processing

INDUSTRIAL PRODUCTION IN 2006– THE FIRST RELEASE OF PRODCOM RESULTS

Code	Product and activity	Type of Production	Measuring Unit	Total Production	Production sold	Production value sold (in 1.000 KM)
15.11.25.00.00	Raw hides and skins of bovine or equine animals (excluding whole)	0	kg	110.419	158.625	666,63
15.11.26.00.00	Skins of sheep or lambs	0	p/st	55.468	55.112	235,91
15.11.27.00.00	Raw hides and skins of goats or kids but not tanned, fresh or preserved	0	p/st	2.985	2.985	9,00
15.11.30.40.00	Pig fat free of lean meat; fresh; chilled; frozen; salted; in brine or smoked (excluding rendered)	0	kg	4.050	2.700	6,22
15.11.30.60.00	Lard and other pig fat; rendered	0	kg	14.852	13.500	19,90
15.12	Production and preserving of poultrymeat					
15.12.11.13.00	Fresh or chilled whole chickens	0	kg	1.930.277	1.926.286	6.002,54
15.12.11.53.00	Fresh or chilled cuts of chicken	0	kg	2.315.380	2.380.764	8.885,89
15.12.11.70.00	Fresh or chilled poultry offal (excluding fatty livers of geese and ducks)	0	kg	235.599	243.663	677,27
15.12.12.13.00	Frozen whole chickens	0	kg	120.000	340.000	931,00
15.12.12.53.00	Frozen cuts of chicken	0	kg	27.553	27.553	96,00
15.13	Production of meat and poultrymeat product					
15.13.11.10.00	Hams; shoulders and cuts thereof with bone in of swine; salted; in brine; dried or smoked	0	kg	253.003	203.694	3.458,35
15.13.11.30.00	Bellies and cuts thereof of swine; salted; in brine; dried or smoked	0	kg	808.684	550.557	4.443,43
15.13.11.50.00	Pig meat salted, in brine, dried or smoked (including bacon, 3/4 sides/middles, fore-ends, loins and cuts thereof; excluding hams, shoulders and cuts thereof with bone in, bellies and cuts thereof)	0	kg	599.536	595.122	4.844,06
15.13.11.70.00	Beef and veal salted; in brine; dried or smoked	0	kg	441.312	449.252	3.730,01
15.13.11.90.00	Meat salted; in brine; dried or smoked; edible flours and meals of meat or meat offal (excluding pig-meat; beef and veal salted; in brine; dried or smoked)	0	kg	84.190	86.733	407,33
15.13.12.13.00	Sausages and similar products of liver (including pates and pastes in sausage casings or pressed into a sausage shape)	0	kg	1.261.027	1.288.156	7.240,80
15.13.12.15.01	Sausages not of liver, durable	0	kg	1.394.737	1.398.373	13.352,92
15.13.12.15.02	Sausages not of liver, semi durable	0	kg	4.746.017	4.717.792	23.821,49
15.13.12.15.03	Sausages not of liver, boiled	0	kg	13.602.406	13.573.465	56.579,18
15.13.12.15.04	Sausages not of liver, cooked	0	kg	581.984	579.936	3.484,00
15.13.12.33.00	Other turkey meat: prepared or preserved	0	kg	108.748	116.568	932,00
15.13.12.35.00	Other poultry meat: prepared or preserved	0	kg	946.803	942.339	4.989,00
15.13.12.53.00	Prepared pork meals containing < 40 % but > 20 % of meat/meat offal (including mixtures; fats of any kind/prepared meals, pies and pasties, excluding homogenised preparations)	0	kg	129.831	62.544	557,99
15.13.12.59.00	Preparations of pork (including mixtures; fats of any kind or origin, excluding sausages and similar products, pates and pastes, homogenized preparations)	0	kg	5.000	5.000	48,00
15.13.12.60.00	Preparations of beef and veal	0	kg	1.061.004	976.185	5.530,39
15.13.90.00.00	Cooking and other preparation services for the production of meat products	0	ef.hrs	14.308	14.308	26,47

Type of production: 0 – Production on own account

1 – Contract processing

INDUSTRIAL PRODUCTION IN 2006– THE FIRST RELEASE OF PRODCOM RESULTS

Code	Product and activity	Type of Production	Measuring Unit	Total Production	Production sold	Production value sold (in 1.000 KM)
15.2	Processing and preserving of fish and fish products					
15.20	Processing and preserving of fish and fish products					
15.20.13.70.00	Dried fish; whether or not salted; fish; salted but not dried; fish in brine (excluding fillets, smoked)	0	kg	1.239	1.135	12,49
15.3	Processing and preserving of fruit and vegetables					
15.31	Processing and preserving of fruit and vegetables					
15.31.12.10.00	Dried potatoes whether or not cut or sliced but not further prepared	0	kg	83.629	175.703	439,26
15.31.12.70.00	Potatoes prepared or preserved in the form of flour; meal or flakes (excluding frozen, dried, crisps, by vinegar or acetic acid)	0	kg	4.000	4.000	36,00
15.31.12.90.00	Potatoes prepared or preserved (including crisps; excluding frozen, dried, by vinegar or acetic acid, in the form of flour; meal or flakes)	0	kg	2.435.669	2.455.149	19.626,84
15.32	Manufacture of fruit and vegetable juice					
15.32.10.15.00	Unconcentrated orange juice (excluding frozen)	0	l	322.568	278.831	522,00
15.32.10.23.00	Unconcentrated pineapple juice	0	l	499	559	1,42
15.32.10.24.00	Tomato juice	0	l	87.149	77.009	92,17
15.32.10.26.00	Unconcentrated apple juice	0	l	459.644	400.180	590,17
15.32.10.29.00	Unconcentrated juice of any single fruit/vegetable, not fermented and not containing added spirit (excluding orange, grapefruit, pineapple, tomato, grape and apple juices)	0	l	6.701.839	6.083.143	9.514,17
15.32.10.30.00	Mixtures of unconcentrated fruit and vegetable juices	0	l	3.748.213	3.030.236	6.393,77
15.32.10.40.01	Concentrated juices made of southern fruits (agrumes, grapes, kiwi fruit)	0	l	6.700	6.800	19,17
15.32.10.40.02	Concentrated juices made of continental fruits (apples, pears, plums...)	0	l	1.706.651	1.457.669	3.761,42
15.32.10.40.04	Fruit syrups	0	l	3.538.201	3.524.727	6.680,17
15.33	Processing and preserving of fruit and vegetables n.e.c.					
15.33.11.00.01	Frozen green peas	0	kg	545.000	350.000	350,06
15.33.11.00.02	Frozen folicles	0	kg	125.000	0	0,00
15.33.11.00.06	Other frozen vegetables (excluding mixtures)	0	kg	225.000	0	0,00
15.33.13.30.00	Dried onions, whole, cut, sliced, broken or in powder, but not further prepared	0	kg	5.174	5.168	29,97
15.33.13.90.00	Dried vegetables; other than potatoes; onions; mushrooms and truffles; and mixtures of vegetables; whole; cut; sliced; broken or in powder; but not further prepared	0	kg	328.377	117.609	411,63
15.33.14.25.00	Unconcentrated tomato puree and paste	0	kg	141.795	79.550	153,00
15.33.14.27.00	Concentrated tomato puree and paste	0	kg	98.731	75.200	158,86
15.33.14.30.02	Prepared or preserved mushrooms and truffles (excluding by vinegar or acetic acid, dried, frozen)	0	kg	149.350	149.350	1.269,47
15.33.14.62.00	Prepared or preserved peas (excluding by vinegar or acetic acid, dried, frozen)	0	kg	457.000	587.000	555,20

Type of production: 0 – Production on own account

1 – Contract processing

INDUSTRIAL PRODUCTION IN 2006– THE FIRST RELEASE OF PRODCOM RESULTS

Code	Product and activity	Type of Production	Measuring Unit	Total Production	Production sold	Production value sold (in 1.000 KM)
15.33.14.64.00	Prepared or preserved unshelled beans (excluding by vinegar or acetic acid, dried, frozen)	0	kg	257.000	263.000	216,23
15.33.14.90.01	Prepared vegetable mixtures and dishes, not frozen	0+1	kg	1.351.501	859.420	930,52
		0	kg	1.131.501	639.420	797,52
		1	kg	220.000	220.000	133,00
15.33.14.90.02	Unfrozen concentrated paprika puree (Ajvar)	0+1	kg	2.855.661	1.920.774	5.002,74
		0	kg	2.545.661	1.610.774	4.574,74
		1	kg	310.000	310.000	428,00
15.33.15.00.01	Cucumbers (nickels) prepared or preserved by vinegar or acetic acid	0+1	kg	7.905.153	6.594.644	9.854,11
		0	kg	7.755.153	6.444.644	9.730,11
		1	kg	150.000	150.000	124,00
15.33.15.00.02	Paprika prepared or preserved by vinegar or acetic acid	0+1	kg	3.550.641	3.363.912	4.822,20
		0	kg	3.516.641	3.329.912	4.798,20
		1	kg	34.000	34.000	24,00
15.33.15.00.03	Red beet prepared or preserved by vinegar or acetic acid	0+1	kg	1.021.452	1.042.404	1.348,23
		0	kg	942.452	963.404	1.309,23
		1	kg	79.000	79.000	39,00
15.33.15.00.04	Chilly peppers prepared or preserved by vinegar or acetic acid	0	kg	315.745	231.605	512,74
15.33.15.00.05	Mixed salads prepared or preserved by vinegar or acetic acid	0	kg	1.387.265	715.802	1.029,23
15.33.15.00.06	Other vegetables prepared or preserved by vinegar or acetic acid	0	kg	565.000	0	0,00
15.33.21.00.00	Frozen fruit and nuts uncooked or cooked by steaming or boiling in water	0+1	kg	1.943.232	1.493.950	2.561,45
		0	kg	1.741.732	1.292.450	2.536,45
		1	kg	201.500	201.500	25,00
15.33.22.90.01	Jams made of other fruits	0	kg	479.609	491.045	1.091,91
15.33.22.90.02	Fruit jellies made of other fruits	0	kg	49.800	88.837	248,59
15.33.22.90.03	Marmalade made of haws	0	kg	1.015.637	979.640	2.093,51
15.33.22.90.04	Marmalade made of one fruit type, excl. of haws	0	kg	1.640.834	1.572.580	3.074,10
15.33.22.90.05	Marmalade made of other mixed fruits	0+1	kg	3.181.870	2.698.499	4.160,43
		0	kg	2.755.870	2.272.499	3.932,43
		1	kg	426.000	426.000	228,00
15.33.22.90.06	Fruits in concentrated sweet syrup and fruit jellies made of other fruits and nuts	0	kg	75.000	0	0,00
15.33.23.30.00	Prepared or preserved groundnuts (including peanut butter; excluding by vinegar or acetic acid, frozen, purees and pastes)	0	kg	413.908	412.357	1.663,94
15.33.23.90.00	Prepared or preserved nuts; other than groundnuts; and other seeds and mixtures (excluding by vinegar or acetic acid, frozen, purees and pastes, preserved by sugar)	0	kg	125.166	139.379	601,18
15.33.24.00.00	Fruit and nuts provisionally preserved; by sulphur dioxide gas; in brine; sulphur water; or in other preservative solutions; but unsuitable for immediate consumption	0	kg	7.000	7.000	43,00

Type of production: 0 – Production on own account

1 – Contract processing

INDUSTRIAL PRODUCTION IN 2006– THE FIRST RELEASE OF PRODCOM RESULTS

Code	Product and activity	Type of Production	Measuring Unit	Total Production	Production sold	Production value sold (in 1.000 KM)
15.33.25.20.03	Other dried fruits (excluding plums and figs) and their mixtures	0	kg	20.000	16.000	40,54
15.33.25.50.01	Fruit in syrup made of one fruit type or more fruit types	0+1	kg	120.530	261.842	364,34
		0	kg	93.430	234.742	339,34
		1	kg	27.100	27.100	25,00
15.33.25.50.02	Fruit pulps and pastes	0+1	kg	1.257.400	829.374	750,97
		0	kg	739.000	310.974	604,97
		1	kg	518.400	518.400	146,00
15.4	Manufacture of vegetable and animal oils and fats					
15.41	Manufacture of crude oils and fats					
15.41.12.10.00	Crude soya-bean oil and its fractions (excluding chemically modified)	0	kg	4.891.000	1.689.000	1.948,00
15.41.12.40.00	Crude sunflower-seed and safflower oil and their fractions (excluding chemically modified)	0	kg	13.726.000	896.000	1.044,00
15.41.12.60.00	Crude rape; colza or mustard oil and their fractions (excluding chemically modified)	0	kg	868.000	675.000	827,00
15.41.31.30.00	Oilcake and other solid residues resulting from the extraction of soya-bean oil	0	kg	1.103.000	916.560	568,27
15.42	Manufacture of refined oils and fats					
15.42.11.10.00	Refined soya-bean oil and its fractions (excluding chemically modified)	0	kg	5.964.000	5.468.000	7.762,00
15.42.11.40.00	Refined sunflower-seed and safflower oil and their fractions (excluding chemically modified)	0	kg	20.253.000	18.118.000	26.742,00
15.42.13.50.00	Vegetable fats and oils and their fractions partly or wholly hydrogenated; inter-esterified; re-esterified or elaidinized but not further prepared (including refined)	0	kg	34	34	6,08
15.43	Manufacture of margarine and similar edible fats					
15.43.10.30.00	Margarine and reduced and low fat spreads (excluding liquid margarine)	0	kg	239.599	239.603	958,00
15.43.10.50.00	Other edible preparations of fats and oils, including liquid margarine	0	kg	4.074	3.600	14,00
15.5	Manufacture of dairy products					
15.51	Operation of dairies and cheese making					
15.51.11.33.01	Milk and cream of a fat content by weight of ≤ 1%, not concentrated nor containing added sugar or other sweetening matter, in immediate packing of a net content ≤ 2 l, pasteurised	0	kg	4.432	4.426	3,99
15.51.11.33.02	Skimmed milk(milk and sour cream with content =1% milk fat, non-concentrated or non-sugary in pack netto content less = 2l sterilized	0	kg	39.700	39.700	35,00
15.51.11.37.01	Milk and cream of a fat content by weight of ≤ 1%, not concentrated nor containing added sugar or other sweetening matter, in immediate packing of a net content > 2 l, pasteurised	0	kg	1.551.000	1.551.000	860,00

Type of production: 0 – Production on own account

1 – Contract processing

INDUSTRIAL PRODUCTION IN 2006 – THE FIRST RELEASE OF PRODCOM RESULTS

Code	Product and activity	Type of Production	Measuring Unit	Total Production	Production sold	Production value sold (in 1.000 KM)
15.51.11.42.01	Milk and cream of a fat content by weight of > 1% but ≤ 6%, not concentrated nor containing added sugar or other sweetening matter, in immediate packing of a net content ≤ 2 l, pasteurised	0+1	kg	60.927.110	16.024.319	11.459,13
		0	kg	59.702.110	14.799.319	11.288,13
		1	kg	1.225.000	1.225.000	171,00
15.51.11.42.02	Milk and cream of a fat content by weight of > 1% but ≤ 6%, not concentrated nor containing added sugar or other sweetening matter, in immediate packing of a net content ≤ 2 l, sterilized	0	kg	79.953.945	80.184.040	70.717,54
15.51.11.42.03	Milk and sour cream with theine content >1% but =6% milk fat non-concentrated or non-sugary in pack netto content = 2 l, conserved in other ways	0	kg	33.800	33.900	27,00
15.51.12.10.00	Milk and cream of a fat content by weight of > 6% but ≤ 21%, not concentrated nor containing added sugar or other sweetening matter, in immediate packings of ≤ 2 l	0	kg	1.273.370	1.272.548	2.580,00
15.51.20.33.00	Skimmed milk powder (milk and cream in solid forms, of a fat content by weight of ≤ 1,5%), in immediate packings of ≤ 2,5 kg	0	kg	241.000	241.000	1.156,00
15.51.20.63.00	Whole milk powder or full cream powder (milk and cream in solid forms, of a fat content by weight of > 1,5%), in immediate packings of ≤ 2,5 kg	0	kg	99.000	99.000	495,00
15.51.30.30.00	Butter of a fat content by weight ≤ 85%	0	kg	323.805	309.000	1.680,00
15.51.30.50.00	Butter of a fat content by weight > 85% and other fats and oils derived from milk (excluding dairy spreads of a fat content by weight < 80%)	0	kg	82.000	75.000	461,42
15.51.30.70.00	Dairy spreads of a fat content by weight < 80%	0	kg	1.400	1.400	12,60
15.51.40.30.00	Unripened or uncured cheese (fresh cheese) (including whey cheese and curd)	0	kg	1.713.647	1.709.336	4.667,56
15.51.40.50.01	Semi - hard fermented cheese	0	kg	453.267	433.164	2.703,50
15.51.40.50.02	Hard fermented cheese	0	kg	981.480	993.630	6.335,16
15.51.40.50.04	Other non-processed cheese	0	kg	288.878	271.757	1.942,27
15.51.40.70.00	Processed cheese (excluding grated or powdered)	0	kg	10.000	10.000	26,70
15.51.52.41.01	Plain curdled milk and liquid yoghurt not flavoured nor containing added fruit; nuts or cocoa	0	kg	20.464.205	20.393.146	23.758,41
15.51.52.41.03	Curdled and soured cream not flavoured nor containing added fruit; nuts or cocoa	0	kg	8.181.080	8.121.383	18.319,19
15.51.52.45.00	Flavoured liquid yoghurt or acidified milk (curdled milk; cream; yoghurt and other fermented products flavoured or containing added fruit; nuts or cocoa)	0	kg	29.997	29.969	94,34
15.51.52.65.00	Buttermilk	0	kg	293.200	293.012	281,00
15.51.55.40.00	Whey and modified whey in liquid or paste forms; whether or not concentrated or containing added sweetening matter	0	kg	1.059.428	1.058.779	273,00
15.51.55.90.00	Products consisting of natural milk constituents, n.e.c.	0	kg	5.508	5.508	2,20

Type of production: 0 – Production on own account

1 – Contract processing

INDUSTRIAL PRODUCTION IN 2006– THE FIRST RELEASE OF PRODCOM RESULTS

Code	Product and activity	Type of Production	Measuring Unit	Total Production	Production sold	Production value sold (in 1.000 KM)
15.52	Manufacture of ice cream					
15.52.10.00.00	Ice cream and other edible ice (including sherbet, lollipops) (excluding mixes and bases for ice cream)	0	l	2.031.659	1.908.049	5.463,75
15.6	Manufacture of grain mill products, starches and starch products					
15.61	Manufacture of grain mill products					
15.61.21.00.00	Wheat or meslin flour	0+1	kg	196.746.050	190.346.198	89.692,91
		0	kg	194.693.412	188.303.560	89.498,15
		1	kg	2.052.638	2.042.638	194,76
15.61.22.00.01	Maize flour	0	kg	351.171	269.349	167,65
15.61.22.00.02	Rye flour	0	kg	238.778	234.918	149,00
15.61.24.00.00	Mixes and doughs for the preparation of bread; cakes; pastry; crispbread; biscuits; waffles; wafers; rusks; toasted bread and similar toasted products and other bakers' wares	0	kg	138.745	0	0,00
15.61.31.33.00	Groats and meal of durum wheat	0	kg	592.150	579.150	326,00
15.61.31.35.00	Groats and meal of common wheat and spelt	0	kg	4.000	4.000	4,00
15.61.32.30.00	Groats and meal of oats; maize; rice; rye; barley and other cereals (excluding wheat)	0	kg	2.823.674	3.222.631	1.479,71
15.61.33.33.00	Rolled; flaked; hulled; pearled; sliced or kibbled cereal grains (excluding rice)	0	kg	67.736	19.750	34,68
15.61.40.30.00	Semi-milled or wholly milled (bleached) rice (including camolino rice)	0	kg	68.000	60.000	52,00
15.61.50.10.00	Bran; sharps and other residues from the sifting; milling or other working of maize (corn)	0	kg	8.453.135	7.710.740	2.405,68
15.61.50.50.01	Wheat bran, as residues from milling or other working of wheat	0	kg	36.699.366	36.400.031	7.876,08
15.61.50.50.02	Wheat groats, as residues from milling or other working of wheat	0	kg	18.478	18.478	2,90
15.61.50.50.03	Wheat flour for animal food	0+1	kg	28.897.802	27.876.717	5.597,28
		0	kg	28.391.965	27.375.880	5.574,01
		1	kg	505.837	500.837	23,28
15.61.50.50.04	Other residues from the sifting; milling or other working of wheat	0	kg	4.634.558	4.595.058	934,34
15.61.50.90.00	Bran; sharps and other residues from the sifting; milling or other working of cereals (excluding maize (corn), rice, wheat)	0	kg	1.425.475	1.390.728	256,78
15.62	Manufacture of starches and starch products					
15.62.21.20.00	Chemically pure fructose in solid form; fructose and fructose syrup, containing in the dry state > 50% of fructose; iseglucose excluding with added flavouring or colouring matter	0+1	kg	38.619.387	38.498.986	14.846,06
		0	kg	15.291.387	15.170.986	9.335,89
		1	kg	23.328.000	23.328.000	5.510,17
15.62.22.13.00	Maize (corn) starch	0	kg	154.000	167.000	242,00

Type of production: 0 – Production on own account

1 – Contract processing

INDUSTRIAL PRODUCTION IN 2006– THE FIRST RELEASE OF PRODCOM RESULTS

Code	Product and activity	Type of Production	Measuring Unit	Total Production	Production sold	Production value sold (in 1.000 KM)
15.7	Manufacture of prepared animal feeds					
15.71	Manufacture of prepared feeds for farm animals					
15.71.10.10.00	Premixtures for farm animal feeds	0+1	kg	5.131.817	5.125.317	1.884,54
		0	kg	258.000	252.000	145,00
		1	kg	4.873.817	4.873.317	1.739,54
15.71.10.33.00	Preparations used for farm animal feeding (excluding premixtures): pigs	0	kg	21.607.154	21.431.372	11.709,84
15.71.10.35.00	Preparations used for farm animal feeding (excluding premixtures): cattle	0	kg	20.858.806	20.668.390	9.270,47
15.71.10.37.00	Preparations used for farm animal feeding (excluding premixtures): poultry	0	kg	74.271.678	52.516.382	29.642,30
15.71.10.39.00	Preparations used for farm animal feeding (excluding premixtures): n.e.c.	0	kg	6.567.098	6.561.423	3.131,43
15.8	Manufacture of other food products					
15.81	Manufacture of bread; manufacture of fresh pastry goods and cakes					
15.81.11.00.01	Wheat bread, fresh	0+1	kg	42.133.587	42.123.232	49.030,86
		0	kg	42.064.588	42.054.233	48.925,83
		1	kg	68.999	68.999	105,03
15.81.11.00.02	Rye bread, fresh	0	kg	1.184.530	1.184.260	1.548,87
15.81.11.00.03	Maize bread, fresh	0	kg	131.747	131.747	153,06
15.81.11.00.04	Special bread, fresh (enriched with minerals, vitamins and other additive materials) co	0	kg	1.052.916	1.052.708	1.691,00
15.81.11.00.05	Other types of bread	0	kg	1.460.438	1.460.438	2.064,41
15.81.11.00.06	All types of fresh baker's wares	0	kg	6.018.371	6.017.861	11.254,10
15.81.11.00.07	Milled bread	0	kg	26.070	27.070	32,00
15.81.11.00.08	Other baker's wares: fresh, frozen and baked	0	kg	892.846	894.846	2.422,31
15.81.12.00.01	Industrially produced cakes	0	kg	1.879.981	1.867.312	8.127,46
15.81.12.00.02	Freshly baked fine bakery products (doughnuts, rolls...)	0	kg	2.038.045	2.038.045	7.229,16
15.81.12.00.03	Daily produced fresh cakes, sweets,...	0	kg	632.792	632.792	3.803,56
15.81.12.00.04	Other bakery products with sweetening additives	0	kg	118.000	118.000	483,20
15.82	Manufacture of rusks and biscuits; manufacture of preserved pastry goods and cakes					
15.82.11.50.00	Rusks; toasted bread and similar toasted products	0	kg	82.790	82.790	193,00
15.82.12.30.00	Gingerbread and the like	0	kg	87.412	86.648	227,68
15.82.12.53.01	Sweet biscuits completely or partially coated or covered with chocolate	0	kg	913.150	905.970	2.343,22
15.82.12.53.02	Waffles and wafers completely or partially coated or covered with chocolate	0	kg	408.148	408.112	1.721,76
15.82.12.53.03	Sweet biscuits, completely or partially coated or covered with preparations containing cocoa	0	kg	1.679.316	1.637.924	6.952,53
15.82.12.53.04	Waffles and wafers completely or partially coated or covered with preparations containing cocoa	0	kg	3.189.006	3.309.613	10.066,68
15.82.12.55.00	Sweet biscuits (including sandwich biscuits; excluding those completely or partially coated or covered with chocolate or other preparations containing chocolate)	0	kg	2.080.163	2.065.013	3.879,00

Type of production: 0 – Production on own account

1 – Contract processing

INDUSTRIAL PRODUCTION IN 2006– THE FIRST RELEASE OF PRODCOM RESULTS

Code	Product and activity	Type of Production	Measuring Unit	Total Production	Production sold	Production value sold (in 1.000 KM)
15.82.12.59.00	Waffles and wafers (including salted) (excluding those completely or partially coated or covered with chocolate or other preparations containing chocolate)	0	kg	568.674	570.195	2.682,39
15.82.13.40.00	Biscuits (excluding those completely or partially coated or covered with chocolate or other preparations containing cocoa, sweet biscuits, waffles and wafers)	0	kg	1.435.000	1.394.000	5.931,21
15.82.13.50.00	Savoury or salted extruded or expanded products	0	kg	1.342.218	1.336.709	4.554,02
15.82.13.90.00	Bakers' wares, no added sweetening (including crepes, pancakes, quiche, pizza; excluding sandwiches, crispbread, waffles, wafers, rusks, toasted, savoury or salted extruded/expanded products)	0	kg	849.000	842.000	2.313,00
15.83	Manufacture of sugar					
15.83.13.30.00	Refined cane or beet sugar containing added flavouring or colouring matter	0	kg	726.565	728.304	842,06
15.84	Manufacture of cocoa; chocolate and sugar confectionery					
15.84.13.00.00	Cocoa powder (excluding containing added sugar or other sweetening matter)	0	kg	2.500	3.500	8,00
15.84.21.37.00	Chocolate etc. containing cocoa, blocks, slabs, bars > 2 kg, > 18% cocoa butter	0	kg	800.000	799.000	3.450,00
15.84.21.70.00	Chocolate flavour coating containing 18% or more by weight of cocoa butter and in packings weighing > 2 kg	0	kg	56.000	0	0,00
15.84.22.35.00	Chocolate blocks; slabs or bars with added cereal; fruit or nuts (excluding filled, chocolate biscuits)	0	kg	845.650	830.650	4.633,06
15.84.22.39.00	Chocolate blocks; slabs or bars (excluding filled, with added cereal; fruit or nuts, chocolate biscuits)	0	kg	26.799	28.033	136,81
15.84.22.55.00	Chocolate confectionery (excluding filled, in blocks; slabs or bars, chocolate biscuits, chocolates)	0	kg	1.000	1.000	9,22
15.84.22.60.00	Sugar confectionery and substitutes therefor made from sugar substitution products; containing cocoa (including chocolate nougat) (excluding white chocolate)	0	kg	462.000	444.000	1.642,80
15.84.22.70.00	Chocolate spreads	0	kg	2.688.957	2.667.778	8.211,44
15.84.22.80.00	Preparations containing cocoa for making beverages	0	kg	540	1.180	19,41
15.84.22.90.00	Food products with cocoa (excluding cocoa paste, butter, powder, blocks, slabs, bars, liquid, paste, powder, granular, other bulk form in pack > 2kg, to make beverages, chocolate spreads)	0	kg	15.000	15.000	56,25
15.84.23.53.00	Sugar confectionery pastes in immediate packings of a net content \geq 1 kg (including marzipan, fondant; nougat and almond pastes)	0	kg	8.425	7.025	35,09
15.84.23.63.00	Sugar coated (panned) goods (including sugar almonds)	0	kg	220.000	219.000	620,68
15.84.23.65.00	Gums; fruit jellies and fruit pastes in the form of sugar confectionery (excluding chewing gum)	0	kg	72.425	72.943	287,75
15.84.23.73.00	Boiled sweets	0	kg	11.720	11.150	29,00
15.84.23.75.00	Toffees; caramels and similar sweets	0	kg	1.691	1.696	4,00
<i>Type of production:</i> 0 – Production on own account					<i>1 – Contract processing</i>	

INDUSTRIAL PRODUCTION IN 2006– THE FIRST RELEASE OF PRODCOM RESULTS

Code	Product and activity	Type of Production	Measuring Unit	Total Production	Production sold	Production value sold (in 1.000 KM)
15.84.23.90.00	Sugar confectionery, n.e.c.	0	kg	533.520	549.394	1.764,95
15.84.24.00.00	Drained, glace or crystallised fruit, nuts, fruit-peel and other parts of plants (excluding goods preserved by sugar and put in syrup, dried fruit)	0	kg	20.000	25.000	288,00
15.85	Manufacture of macaroni, noodles, couscous and similar farinaceous products					
15.85.11.30.00	Uncooked pasta; containing eggs (excluding stuffed or otherwise prepared)	0+1	kg	2.773.063	2.764.153	4.703,47
		0	kg	2.727.063	2.718.823	4.617,88
		1	kg	46.000	45.330	85,60
15.85.11.50.00	Uncooked pasta (excluding containing eggs, stuffed or otherwise prepared)	0	kg	10.839	4.589	7,57
15.85.12.35.00	Dried; undried and frozen pasta and pasta products (including prepared dishes) (excluding uncooked pasta, stuffed pasta)	0	kg	224.420	228.971	304,52
15.86	Processing of tea and coffee					
15.86.11.50.00	Roasted coffee, not decaffeinated	0+1	kg	2.655.357	2.618.579	22.855,74
		0	kg	2.525.359	2.488.581	21.931,02
		1	kg	129.998	129.998	924,72
15.86.12.10.00	Coffee substitutes containing coffee	0	kg	260	520	9,57
15.86.12.50.00	Extracts, essences and concentrates of coffee in liquid form; preparations with a basis of extracts; essences or concentrates of coffee or with a basis of coffee	0	kg	3.500	3.500	52,07
15.86.13.00.00	Tea in immediate packings of a content ≤ 3 kg	0	kg	210.542	209.508	3.988,31
15.86.14.00.00	Extracts; essences and concentrates of tea or mate; and preparations with a basis of these extracts; essences or concentrates; or with a basis of tea or mate	0	kg	1.000	1.000	41,32
15.87	Manufacture of condiments and seasonings					
15.87.12.30.00	Tomato ketchup and other tomato sauces	0	kg	1.315.552	1.311.383	2.085,83
15.87.12.70.01	Mayonnaise, other emulsified sauces	0	kg	10.000	10.000	30,90
15.87.12.70.02	Dried, milled paprika and chilly pepper	0	kg	171.326	168.112	466,52
15.87.12.70.03	Special food add-ins (vegeta...)	0	kg	921.518	914.084	2.829,81
15.87.12.70.04	Pre-prepared spices (pepper, vanilla, cinnamon, Muscat...)	0	kg	175.323	174.346	1.560,67
15.87.12.70.05	Other prepared sauces and add-ins (Tabasco, Worchester, marinade, onion, garlic, curry, etc)	0	kg	20.756	20.756	273,09
15.88	Manufacture of homogenized food preparations and dietetic food					
15.88.10.70.00	Food preparations for infants; p.r.s. (excluding homogenized composite food preparations)	0	kg	96.000	93.000	1.863,48
15.89	Manufacture of other food products n.e.c.					
15.89.11.00.00	Soups and broths and preparations therefor	0	kg	121.201	112.927	1.114,00
15.89.13.70.00	Prepared baking powders	0	kg	44.881	54.578	281,31
15.89.14.39.00	Food preparations of flour, meal, starch, etc.	0	kg	466.733	475.251	898,84
15.89.14.91.00	Protein concentrates and flavoured or coloured sugar syrups	0	kg	1.286.025	1.350.055	2.266,76
15.9	Manufacture of beverages					
15.91	Manufacture of distilled potable alcoholic beverages					
15.91.10.20.02	Brandy (cognac) and similar products	0	l alc 100%	352.230	362.716	12.372,05

Type of production: 0 – Production on own account

1 – Contract processing

INDUSTRIAL PRODUCTION IN 2006– THE FIRST RELEASE OF PRODCOM RESULTS

Code	Product and activity	Type of Production	Measuring Unit	Total Production	Production sold	Production value sold (in 1.000 KM)
15.91.10.20.03	Grape brandy	0	l alc 100%	1.702	1.702	22,07
15.91.10.40.00	Rum and tafia (important: excluding alcohol duty)	0	l alc 100%	12.682	12.050	201,00
15.91.10.50.00	Gin and Geneva (important: excluding alcohol duty)	0	l alc 100%	7.852	8.049	144,00
15.91.10.63.00	Vodka of an alcoholic strength by volume of ≤ 45.4% (important: excluding alcohol duty)	0	l alc 100%	68.837	68.892	1.167,00
15.91.10.65.01	Rests from the first distillation of spirit	0	l alc 100%	908.369	230.233	3.563,98
15.91.10.65.02	Brandy produced by distillation of fruit (plum brandy and similar)	0	l alc 100%	36.826	49.509	1.071,04
15.91.10.80.00	Spirits, liqueurs and other spirituous beverages (excluding spirits distilled from grape wine, grape marc or fruit/whisky, rum, tafia, gin and geneva, spirits distilled from fruit)	0	l alc 100%	21.922	24.235	596,84
15.93	Manufacture of wines					
15.93.11.93.00	Sparkling wine from fresh grapes, of an actual alcoholic strength by volume of > 8.5% volume (excluding Champagne; alcohol duty)	0	l	0	1.158	22,00
15.93.11.95.00	Sparkling wine from fresh grapes, of an actual alcoholic strength by volume of ≤ 8.5% (excluding alcohol duty)	0	l	299.266	359.217	733,00
15.93.12.11.00	White wine in specified regions (v.q.p.r.d.)	0	l	1.380.000	740.675	3.107,00
15.93.12.13.00	White wine (other), not v.q.p.r.d.	0	l	968.000	2.536.100	2.182,00
15.93.12.17.00	Quality wine/grape must with fermentation prevented or arrested by the addition of alcohol, v.q.p.r.d. of an alcoholic strength of ≤15% excluding white wine and sparkling wine	0	l	33.922	308.122	1.120,95
15.93.12.19.00	Wine and grape must with fermentation prevented or arrested by the addition of alcohol, of an alcoholic strength ≤15% (excluding white wine and sparkling wine v.q.p.r.d.)	0	l	13.800	13.600	114,06
15.96	Manufacture of beer					
15.96.10.00.00	Beer made from malt (excluding non-alcoholic beer, beer containing ≤ 0.5% by volume of alcohol, alcohol duty)	0	l	100.399.222	100.090.100	109.605,23
15.98	Production of mineral waters and soft drinks					
15.98.11.30.00	Mineral waters and aerated waters, unsweetened	0	l	93.767.760	92.707.206	37.777,87
15.98.11.50.00	Unsweetened and non flavoured waters; ice and snow (excluding mineral and aerated waters)	0	l	3.079.634	3.061.512	558,00
15.98.12.30.00	Waters, with added sugar; other sweetening matter or flavoured, i.e. soft drinks (including mineral and aerated)	0	l	114.937.578	112.815.373	109.921,44
15.98.12.50.02	Other non-alcoholic beverages not containing milk fat	0	l	10.618.788	10.818.607	9.557,12

Type of production: 0 – Production on own account

1 – Contract processing

INDUSTRIAL PRODUCTION IN 2006– THE FIRST RELEASE OF PRODCOM RESULTS

Code	Product and activity	Type of Production	Measuring Unit	Total Production	Production sold	Production value sold (in 1.000 KM)
16	Manufacture of tobacco products					
16.0	Manufacture of tobacco products					
16.00	Manufacture of tobacco products					
16.00.11.50.00	Cigarettes containing tobacco or mixtures of tobacco and tobacco substitutes (excluding tobacco duty)	0+1	mil. p/st	5.098	5.112	102.738,41
		0	mil. p/st	4.968	4.982	102.387,41
		1	mil. p/st	130	130	351,00
16.00.12.90.00	Manufactured tobacco, extracts and essences, other homogenised or reconstituted tobacco, n.e.s.	0+1	kg	1.909.300	2.470.423	9.599,41
		0	kg	1.521.300	2.082.423	9.419,41
		1	kg	388.000	388.000	180,00

DB MANUFACTURE OF TEXTILES AND TEXTILE PRODUCTS

17	Manufacture of textiles					
17.1	Preparation and spinning of textile fibres					
17.10.42.50.00	Yarn of combed wool or fine animal hair, n.p.r.s.	1	kg	389.000	389.000	793,00
17.10.43.32.00	Yarn of uncombed cotton, n.p.r.s., for woven fabrics (excluding for carpets and floor coverings)	0+1	kg	1.235.608	1.238.279	4.574,02
		0	kg	257.136	257.136	1.140,02
		1	kg	978.472	981.143	3.434,00
17.10.43.55.00	Yarn of combed cotton, n.p.r.s., for other uses (including carpets and floor coverings)	1	kg	11.000	11.000	11,00
17.10.53.50.00	Yarn containing < 85% by weight of synthetic staple fibres, mixed with combed wool or fine animal hair, n.p.r.s.	0	kg	19.000	19.000	133,00
17.2	Textile weaving					
17.20.20.19.00	Woven fabrics of cotton, not of yarns of different colours, weighing ≤ 200 g/m ² , for technical or industrial uses (excluding gauze, medical gauze)	0	m2	233.213	233.213	1.061,16
17.20.20.20.00	Woven fabrics of cotton weighing ≤ 100 g/m ² , for medical gauzes, bandages and dressings	0	m2	5.676.000	5.676.000	2.497,00
17.3	Finishing of textiles					
17.30	Finishing of textiles					
17.30.10.23.00	Dyeing of cotton yarn (excluding sewing thread)	1	kg	30.000	20.000	43,00
17.4	Manufacture of made-up textile articles, except apparel					
17.40	Manufacture of made-up textile articles, except apparel					
17.40.11.30.00	Blankets and travelling rugs of wool or fine animal hair (excluding electric blankets)	0	p/st	8.591	7.290	170,00
17.40.12.53.00	Bed linen of cotton (excluding knitted or crocheted)	0+1	kg	184.317	186.112	1.724,51
		0	kg	26.231	28.026	447,17
		1	kg	158.086	158.086	1.277,34

Type of production: 0 – Production on own account

1 – Contract processing

INDUSTRIAL PRODUCTION IN 2006– THE FIRST RELEASE OF PRODCOM RESULTS

Code	Product and activity	Type of Production	Measuring Unit	Total Production	Production sold	Production value sold (in 1.000 KM)
17.40.12.59.00	Bed linen of woven textiles (excluding of cotton, of flax or ramie)	0+1	kg	125.053	124.978	516,63
		0	kg	4.053	3.978	114,63
		1	kg	121.000	121.000	401,99
17.40.13.53.00	Table linen of cotton (excluding knitted or crocheted)	0	kg	7.484	7.541	158,00
17.40.13.59.00	Table linen of woven man-made fibres and of other woven or nonwoven textiles (excluding of cotton, of flax)	0+1	kg	5.419	5.419	236,00
		0	kg	1.304	1.304	9,00
		1	kg	4.115	4.115	227,00
17.40.14.30.00	Toilet linen and kitchen linen, of terry towelling or similar terry fabrics of cotton	0	kg	2.985	3.957	66,72
17.40.14.50.00	Woven toilet linen and kitchen linen, of textiles (excluding terry towelling or similar terry fabrics of cotton)	0	kg	6.820	6.820	115,00
17.40.15.50.00	Curtains and interior blinds, curtain or bed valances, of woven materials	0	m2	936	936	58,55
17.40.15.70.00	Curtains and interior blinds, curtain or bed valances, of nonwoven materials	0	m2	698	698	17,00
17.40.16.53.00	Bedspreads (excluding eiderdowns)	0	p/st	2.449	2.444	82,61
17.40.16.59.01	Covers for car seats	1	m2	11.485.890	11.964.722	43.431,00
17.40.16.59.02	Furnishing textile articles for home decorating	1	m2	1.238.988	1.238.988	17.904,87
17.40.22.10.00	Tarpaulins, awnings and sunblinds (excluding caravan awnings)	0	kg	49.975	49.975	1.260,16
17.40.24.99.00	Articles of bedding filled other than with feathers or down (including quilts and eiderdowns, cushions, pouffes, pillows) (excluding mattresses, sleeping bags)	0	p/st	35.997	35.919	370,18
17.40.25.53.00	Floor-cloths, dish-cloths, dusters and similar cleaning cloths, of nonwoven textiles	0	kg	25.000	25.000	270,44
17.5	Manufacture of other textiles					
17.51	Manufacture of carpets and rugs					
17.51.12.00.00	Woven carpets and other woven textile coverings (excluding tufted or flocked)	0	m2	31.398	32.595	1.250,16
17.52	Manufacture of cordage, rope, twine and netting					
17.52.11.35.00	Twines of sisal measuring $\leq 100,000$ decitex (10 g/m) (excluding binder or baler twine)	0	kg	6.463	6.463	150,81
17.53	Manufacture of non-wovens and articles made from non-wovens, except apparel					
17.53.10.20.00	Nonwovens of a weight of > 25 g/m ² but ≤ 70 g/m ² (including articles made from nonwovens) (excluding articles of apparel, coated or covered)	0	kg	3.503	3.503	113,00
17.54	Manufacture of other textiles n.e.c.					
17.54.11.30.00	Narrow woven fabrics other than labels, badges and other similar articles	0	kg	37.453	37.404	398,77
17.54.11.70.00	Braids in the piece; tassels and pompons, ornamental trimmings (excluding knitted or crocheted)	0	kg	500	498	28,23
17.54.13.50.00	Cotton embroidery in the piece, in strips or in motifs	0+1	m2	379.930	379.930	1.851,96
		0	m2	19	19	0,96
		1	m2	379.911	379.911	1.851,00

Type of production: 0 – Production on own account

1 – Contract processing

INDUSTRIAL PRODUCTION IN 2006– THE FIRST RELEASE OF PRODCOM RESULTS

Code	Product and activity	Type of Production	Measuring Unit	Total Production	Production sold	Production value sold (in 1.000 KM)
17.54.13.70.00	Embroidery of textiles in the piece, in strips or in motifs (excluding without visible ground, cotton)	0	m2	388	972	117,82
17.7	Manufacture of knitted and crocheted articles					
17.71	Manufacture of knitted and crocheted hosiery					
17.71.10.33.00	Panty hose and tights, of knitted or crocheted synthetic fibres, measuring per single yarn < 67 decitex	0	p/st	536.336	809.416	954,72
17.71.10.35.00	Panty hose and tights, of knitted or crocheted synthetic fibres, measuring per single yarn ≥ 67 decitex	0	p/st	354.130	381.327	777,73
17.71.10.90.01	Knitted or crocheted hosiery & footwear for men, n.e.c. (excl. those of synthetic fibres)	0	pa	2.488.907	2.359.438	5.178,98
17.71.10.90.02	Knitted or crocheted hosiery & footwear for men, made of synthetic fibres, n.e.c.	0	pa	0	4.350	1,74
17.71.10.90.05	Knitted or crocheted hosiery & footwear for children, n.e.c. (excl. those of synthetic fibres)	0	pa	778.002	1.050.771	1.177,19
17.71.10.90.06	Knitted or crocheted hosiery & footwear for children, made of synthetic fibres, n.e.c.	0	pa	0	5.593	1,68
17.72	Manufacture of knitted and crocheted pullovers, cardigans and similar articles					
17.72.10.32.00	Women's or girls' jerseys, pullovers, sweatshirts, waistcoats and cardigans, of wool or fine animal hair (excluding jerseys and pullovers containing ≥50% of wool and weighing ≥600g)	1	p/st	6.278	4.458	14,00
17.72.10.33.00	Jerseys and pullovers, containing ≥ 50% by weight of wool and weighing ≥ 600 g per article	0+1	p/st	192.000	187.000	612,00
		0	p/st	5.000	0	0,00
		1	p/st	187.000	187.000	612,00
17.72.10.53.00	Lightweight fine knit roll, polo or turtle neck jumpers and pullovers, of cotton	1	p/st	65.761	64.183	137,00
17.72.10.55.00	Lightweight fine knit roll, polo or turtle neck jumpers and pullovers, of man-made fibres	1	p/st	6.338	6.338	13,00
17.72.10.61.00	Men's or boys' jerseys, pullovers, sweatshirts, waistcoats and cardigans, of cotton (excluding lightweight fine knit roll, polo or turtle neck jumpers and pullovers)	1	p/st	1.755	1.755	9,00
18	Manufacture of wearing apparel; dressing and dyeing of fur					
18.1	Manufacture of leather clothes					
18.10	Manufacture of leather clothes					
18.10.10.00.03	Blazers and jackets, of leather	0+1	p/st	14.254	14.650	1.638,00
		0	p/st	6.668	7.014	1.153,00
		1	p/st	7.586	7.636	485,00
18.10.10.00.04	Trousers and skirts of leather	0	p/st	401	674	55,00
18.10.10.00.05	Other articles of apparel of leather	1	p/st	19.015	19.015	899,00
18.2	Manufacture of other wearing apparel and accessories					
18.21	Manufacture of workwear					
18.21.11.20.01	Men's or boys' ensembles, of cotton, for industrial and occupational wear	0+1	p/st	204.158	211.893	4.081,19
		0	p/st	24.447	32.182	1.870,30
		1	p/st	179.711	179.711	2.210,89

Type of production: 0 – Production on own account

1 – Contract processing

INDUSTRIAL PRODUCTION IN 2006– THE FIRST RELEASE OF PRODCOM RESULTS

Code	Product and activity	Type of Production	Measuring Unit	Total Production	Production sold	Production value sold (in 1.000 KM)
18.21.11.20.02	Men's or boys' ensembles, of synthetic or man-made fibres, for industrial and occupational wear	0+1	p/st	39.311	39.412	498,47
0		p/st	2.311	2.412	128,47	
1		p/st	37.000	37.000	370,00	
18.21.11.30.01	Men's or boys' jackets and blazers, made of cotton, for industrial and occupational wear	0+1	p/st	193.313	193.226	1.575,24
0		p/st	79.140	79.053	707,60	
1		p/st	114.173	114.173	867,64	
18.21.11.30.02	Men's or boys' jackets and blazers, of synthetic or man-made fibres, for industrial and occupational wear	0	p/st	2.315	2.315	90,51
18.21.12.40.01	Men's or boys' trousers and breeches, made of cotton, for industrial or occupational wear	0+1	p/st	327.939	327.868	1.937,03
0		p/st	122.221	122.150	633,86	
1		p/st	205.718	205.718	1.303,18	
18.21.12.40.02	Men's or boys' trousers and breeches, of man-made or synthetic fibres, for industrial or occupational wear	0	p/st	10.469	10.554	471,59
18.21.12.50.01	Men's or boys' bib and brace overalls, of cotton, for industrial or occupational wear	1	p/st	14.000	14.000	164,00
18.21.12.50.02	Men's or boys' bib and brace overalls, made of synthetic or man-made fibres, for industrial or occupational wear	0	p/st	297	297	7,54
18.21.21.20.01	Women's or girls' ensembles, of cotton, for industrial or occupational wear	0	p/st	4.099	4.099	315,90
18.21.21.20.02	Women's or girls' ensembles, made of synthetic or man-made fibres, for industrial or occupational wear	0	p/st	216	216	8,50
18.21.21.30.01	Women's or girls' jackets and blazers, of cotton, for industrial or occupational wear	1	p/st	2.000	2.000	10,00
18.21.21.30.02	Women's or girls' jackets and blazers, of synthetic or man-made fibres, for industrial or occupational wear	0	p/st	1.740	1.740	53,02
18.21.22.40.01	Women's or girls' trousers and breeches, of cotton, for industrial or occupational wear	0	p/st	208	208	5,22
18.21.22.40.02	Women's or girls' trousers and breeches, made of synthetic or man-made fibres, for industrial or occupational wear	0	p/st	216	216	5,42
18.21.22.50.01	Women's or girls' bib and brace overalls, of cotton, for industrial or occupational wear	1	p/st	1.000	1.000	2,00
18.21.30.13.01	Men's or boys' other garments, made of cotton, for industrial and occupational wear	0+1	p/st	135.968	135.702	1.262,45
0		p/st	73.394	73.128	851,45	
1		p/st	62.574	62.574	411,00	
18.21.30.13.02	Men's or boys' other garments, made of synthetic or man-made fibres, for industrial and occupational wear	0+1	p/st	72.933	72.757	513,38
0		p/st	9.643	9.467	195,82	
1		p/st	63.290	63.290	317,55	
18.21.30.23.01	Women's or girls' other garment, made of cotton, for industrial or occupational wear	0+1	p/st	29.781	29.781	206,94
0		p/st	3.763	3.763	61,94	
1		p/st	26.018	26.018	145,00	

Type of production: 0 – Production on own account

1 – Contract processing

INDUSTRIAL PRODUCTION IN 2006– THE FIRST RELEASE OF PRODCOM RESULTS

Code	Product and activity	Type of Production	Measuring Unit	Total Production	Production sold	Production value sold (in 1.000 KM)
18.21.30.23.02	Women's or girls' other garments, of synthetic or man-made fibres, for industrial or occupational wear	0	p/st	1.082	1.386	27,93
18.22	Manufacture of other outerwear					
18.22.11.10.00	Men's or boys' overcoats, car-coats, capes, cloaks and similar articles, of knitted or crocheted textiles (excluding jackets and blazers, anoraks, wind-cheaters and wind-jackets)	1	p/st	43.797	43.797	588,50
18.22.12.30.00	Men's or boys' jackets and blazers, of knitted or crocheted textiles	1	p/st	46.498	46.498	1.052,00
18.22.12.60.00	Men's or boys' suits and ensembles, of knitted or crocheted textiles	1	p/st	31.200	32.200	825,00
18.22.12.70.00	Men's or boys' trousers, breeches, shorts, bib and brace overalls, of knitted or crocheted textiles	1	p/st	3.000	3.000	12,00
18.22.14.30.00	Women's or girls' jackets and blazers, of knitted or crocheted textiles	1	p/st	11.869	11.869	113,00
18.22.14.80.00	Women's or girls' skirts and divided skirts, of knitted or crocheted textiles	1	p/st	4.201	4.201	28,00
18.22.14.90.00	Women's or girls' trousers, breeches, shorts, bib and brace overalls, of knitted or crocheted textiles	0+1	p/st	1.471.364	1.469.705	8.107,30
		0	p/st	2.668	1.009	33,00
		1	p/st	1.468.696	1.468.696	8.074,30
18.22.21.20.01	Men's or boys' overcoats, car-coats, capes, etc. of wool or fine animal hair	1	p/st	24.252	24.252	298,83
18.22.21.20.02	Men's or boys' overcoats, car-coats, capes, etc., made of other materials	0+1	p/st	135.636	135.235	3.761,78
		0	p/st	3.636	4.235	626,78
		1	p/st	132.000	131.000	3.135,00
18.22.21.30.00	Men's or boys' anoraks, ski-jackets, wind-jackets and similar articles	0+1	p/st	78.400	77.400	2.008,00
		0	p/st	6.000	7.000	665,00
		1	p/st	72.400	70.400	1.343,00
18.22.22.10.01	Men's or boys' suits, of wool or fine animal hair (excluding knitted or crocheted)	0	p/st	2.662	2.053	614,00
18.22.22.10.02	Men's or boys' suits, made of other textile (excluding wool or fine animal hair, knitted or crocheted)	0+1	p/st	117.567	125.567	4.495,34
		0	p/st	10.000	11.000	1.674,00
		1	p/st	107.567	114.567	2.821,34
18.22.23.00.01	Men's or boys' jackets and blazers, of wool or fine animal hair (excluding knitted or crocheted and for industrial or occupational wear)	0	p/st	2.329	746	74,00
18.22.23.00.02	Men's or boys' jackets and blazers made of other textile (excluding wool or fine animal hair, knitted or crocheted and for industrial or occupational wear)	0+1	p/st	500.332	511.692	11.105,38
		0	p/st	5.340	5.553	480,31
		1	p/st	494.992	506.139	10.625,08
18.22.24.42.00	Men's or boys' trousers and breeches, of denim (excluding for industrial or occupational wear)	1	p/st	27.978	27.978	217,96

Type of production: 0 – Production on own account

1 – Contract processing

INDUSTRIAL PRODUCTION IN 2006– THE FIRST RELEASE OF PRODCOM RESULTS

Code	Product and activity	Type of Production	Measuring Unit	Total Production	Production sold	Production value sold (in 1.000 KM)
18.22.24.44.00	Men's or boys' trousers, breeches and shorts, of wool or fine animal hair (excluding knitted or crocheted, for industrial or occupational wear)	1	p/st	1.832	1.832	5,00
18.22.24.45.00	Men's or boys' trousers and breeches, of man-made fibres (excluding knitted or crocheted, for industrial or occupational wear)	1	p/st	89.773	89.773	232,56
18.22.24.48.00	Men's or boys' trousers and breeches, of cotton (excluding denim, knitted or crocheted)	1	p/st	31.698	31.698	214,11
18.22.24.49.00	Men's or boys' trousers, breeches, shorts and bib and brace overalls (excluding of wool, cotton and man-made fibres, knitted or crocheted)	0+1	p/st	221.987	234.762	2.334,79
		0	p/st	25.391	30.166	855,79
		1	p/st	196.596	204.596	1.479,00
18.22.24.60.00	Men's or boys' shorts, of cotton or man-made fibres (excluding knitted or crocheted)	1	p/st	50.680	50.680	202,62
18.22.31.10.00	Woman's or girls' raincoats	1	p/st	5.931	5.931	88,97
18.22.31.20.01	Women s or girl s overcoats, car-coats and similar articles, made of wool or fine animal hair	0	p/st	2.574	1.546	392,00
18.22.31.20.02	Woman's or girls' overcoats, capes etc. made of other textile	0+1	p/st	59.306	57.413	1.676,27
		0	p/st	7.171	5.091	791,62
		1	p/st	52.135	52.322	884,65
18.22.32.10.01	Women's or girls' suits (combination of jacket and trousers) of wool or fine animal hair (excluding knitted or crocheted)	0+1	p/st	3.361	9.038	815,43
		0	p/st	2.534	8.211	803,43
		1	p/st	827	827	12,00
18.22.32.10.02	Women's or girls' suits (combination of jacket and trousers) made of other textile (excluding wool or fine animal hair and knitted or crocheted)	0+1	p/st	9.715	8.880	620,13
		0	p/st	7.364	6.529	579,36
		1	p/st	2.351	2.351	40,77
18.22.32.20.02	Women's or girls' ensembles, made of other textile (excluding wool or fine animal hair, knitted or crocheted and for industrial or occupational wear)	0	p/st	680	752	90,30
18.22.33.30.01	Women's or girls' jackets and blazers of wool or fine animal hair (excluding knitted or crocheted and for industrial or occupational wear)	0+1	p/st	6.428	6.239	148,24
		0	p/st	1.772	1.758	118,24
		1	p/st	4.656	4.481	30,00
18.22.33.30.02	Women's or girls' jackets and blazers made of other textile (excluding wool or fine animal hair, knitted or crocheted and for industrial or occupational wear)	0+1	p/st	237.891	237.664	5.147,44
		0	p/st	7.424	7.312	586,49
		1	p/st	230.467	230.352	4.560,95
18.22.34.70.03	Women's or girls' dresses, of cotton (excluding knitted or crocheted)	0+1	p/st	5.785	5.796	66,08
		0	p/st	377	488	31,60
		1	p/st	5.408	5.308	34,48

Type of production: 0 – Production on own account

1 – Contract processing

INDUSTRIAL PRODUCTION IN 2006– THE FIRST RELEASE OF PRODCOM RESULTS

Code	Product and activity	Type of Production	Measuring Unit	Total Production	Production sold	Production value sold (in 1.000 KM)
18.22.34.70.04	Women's or girls' dresses, made of other textile (excluding cotton, wool or fine animal hair, silk and knitted or crocheted)	0+1	p/st	7.409	7.104	134,27
		0	p/st	2.123	1.818	98,24
		1	p/st	5.286	5.286	36,03
18.22.34.80.01	Women's or girls' skirts and divided skirts (excluding knitted or crocheted)	0+1	p/st	10.421	9.645	192,02
		0	p/st	5.012	4.276	144,08
		1	p/st	5.409	5.369	47,94
18.22.34.80.03	Women's or girls' skirts and divided skirts of wool or fine animal hair (excluding knitted or crocheted)	1	p/st	2.520	2.590	16,18
18.22.34.80.04	Women's or girls' skirts and divided skirts, made of other textile (excluding cotton, wool or fine animal hair, synthetic or man-made fibres and knitted or crocheted)	0+1	p/st	118.411	117.731	770,35
		0	p/st	9.385	8.705	204,40
		1	p/st	109.026	109.026	565,95
18.22.35.42.00	Women's or girls' trousers and breeches, of denim (excluding for industrial or occupational wear)	0+1	p/st	37.475	37.696	255,18
		0	p/st	2.704	2.925	81,90
		1	p/st	34.771	34.771	173,28
18.22.35.46.00	Women's or girls' skirts and divided skirts, of synthetic or man-made fibres (excluding knitted or crocheted and for industrial or occupational wear)	0+1	p/st	41.201	36.396	185,83
		0	p/st	2.002	2.597	72,39
		1	p/st	39.199	33.799	113,45
18.22.35.48.00	Women's or girls' trousers and breeches, of cotton (excluding denim, for industrial or occupational wear)	0+1	p/st	188.279	182.388	1.278,88
		0	p/st	7.147	5.153	154,30
		1	p/st	181.132	177.235	1.124,58
18.22.35.61.00	Women's or girls' shorts, of cotton (excluding knitted and crocheted)	0	p/st	0	37	0,28
18.22.35.63.00	Women's or girls' bib and brace overalls, of textiles (excluding cotton, knitted or crocheted, for industrial or occupational wear) and women's or girls' shorts, of wool or fine animal hair (excluding knitted or crocheted)	1	p/st	1.525	1.525	5,00
18.22.35.65.00	Women's or girls' shorts, of man-made fibres (excluding knitted or crocheted)	1	p/st	41.320	41.320	243,12
18.22.35.69.00	Women's or girls' trousers, breeches, bib and brace overalls, of textiles (excluding cotton, wool or fine animal hair, man-made fibres, knitted or crocheted)	0+1	p/st	48.272	53.126	938,21
		0	p/st	17.518	22.372	749,28
		1	p/st	30.754	30.754	188,93
18.23	Manufacture of underwear					
18.23.12.20.00	Men's or boys' underpants and briefs, of knitted or crocheted textiles (including boxer shorts)	1	p/st	94.900	97.900	68,91
18.23.12.30.00	Men's or boys' nightshirts and pyjamas, of knitted or crocheted textiles	0	p/st	777	697	14,19

Type of production: 0 – Production on own account

1 – Contract processing

INDUSTRIAL PRODUCTION IN 2006– THE FIRST RELEASE OF PRODCOM RESULTS

Code	Product and activity	Type of Production	Measuring Unit	Total Production	Production sold	Production value sold (in 1.000 KM)
18.23.13.10.00	Women's or girls' blouses, shirts and shirt-blouses, of knitted or crocheted textiles	1	p/st	3.000	3.000	14,00
18.23.14.20.00	Women's or girls' briefs and panties, of knitted or crocheted textiles (including boxer shorts)	0+1	p/st	3.162.907	3.156.331	1.694,70
18.23.21.00.01	Men's or boys' shirts, of cotton (excluding knitted or crocheted)	0	p/st	1.046.604	1.037.528	635,21
		1	p/st	2.116.303	2.118.803	1.059,49
18.23.21.00.01	Men's or boys' shirts, of cotton (excluding knitted or crocheted)	0+1	p/st	129.388	127.526	645,23
		0	p/st	6.742	5.644	91,00
18.23.21.00.02	Men's or boys' shirts, made of other textile (excluding cotton, knitted or crocheted)	1	p/st	122.646	121.882	554,23
		0+1	p/st	3.322	3.072	31,38
18.23.21.00.02	Men's or boys' shirts, made of other textile (excluding cotton, knitted or crocheted)	0	p/st	1.105	855	21,38
		1	p/st	2.217	2.217	10,00
18.23.22.20.01	Men's or boys' underpants and briefs, of cotton (including boxer shorts) (excluding knitted or crocheted)	0+1	p/st	2.457.821	2.419.635	2.670,72
		0	p/st	1.151.036	1.112.824	1.595,51
18.23.22.20.02	Men's or boys' underpants or slip-pants, made of other textile (including boxer shorts) (excluding cotton, knitted or crocheted)	1	p/st	1.306.785	1.306.811	1.075,21
		0+1	p/st	205.000	205.000	403,00
18.23.22.20.02	Men's or boys' underpants or slip-pants, made of other textile (including boxer shorts) (excluding cotton, knitted or crocheted)	0	p/st	38.000	38.000	76,00
		1	p/st	167.000	167.000	327,00
18.23.22.30.01	Men's or boys' nightshirts and pyjamas, of cotton (excluding knitted or crocheted)	0	p/st	2.582	1.745	14,07
18.23.22.40.01	Men's or boys' singlets, vests, bathrobes, dressing gowns and similar articles, of cotton (excluding knitted or crocheted)	0+1	p/st	3.603.419	3.562.246	3.874,84
		0	p/st	2.467.941	2.425.718	2.951,67
18.23.22.40.02	Men's or boys' singlets, vests, bathrobes, dressing gowns and similar articles, made of other textile (excluding knitted or crocheted)	1	p/st	1.135.478	1.136.528	923,17
		1	p/st	122.190	114.679	185,00
18.23.23.00.01	Women's or girls' blouses, shirts and shirt-blouses, of silk and silk patches (excluding knitted or crocheted)	0+1	p/st	2.459	2.390	37,00
		0	p/st	509	440	22,00
18.23.23.00.02	Women's or girls' blouses, shirts and shirt-blouses, of cotton (excluding knitted or crocheted)	1	p/st	1.950	1.950	15,00
		0+1	p/st	60.001	64.704	559,45
18.23.23.00.02	Women's or girls' blouses, shirts and shirt-blouses, of cotton (excluding knitted or crocheted)	0	p/st	9.594	9.597	268,00
		1	p/st	50.407	55.107	291,45
18.23.23.00.03	Women's or girls' blouses, shirts and shirt-blouses, made of other textile (excluding cotton, silk or silk patches and knitted or crocheted)	0+1	p/st	55.560	54.809	551,71
		0	p/st	14.492	13.741	334,98
18.23.24.30.01	Women's or girls' nightdresses and pyjamas, of cotton (excluding knitted or crocheted)	1	p/st	41.068	41.068	216,73
		0+1	p/st	34.131	29.871	73,71
18.23.24.30.01	Women's or girls' nightdresses and pyjamas, of cotton (excluding knitted or crocheted)	0	p/st	27.738	23.440	55,71
		1	p/st	6.393	6.431	18,00

Type of production: 0 – Production on own account

1 – Contract processing

INDUSTRIAL PRODUCTION IN 2006– THE FIRST RELEASE OF PRODCOM RESULTS

Code	Product and activity	Type of Production	Measuring Unit	Total Production	Production sold	Production value sold (in 1.000 KM)
18.23.24.60.00	Women's or girls' singlets and other vests, briefs, panties, négligés, bathrobes, dressing gowns, housecoats and similar articles of cotton (excl. knitted or crocheted)	0+1	p/st	7.490.009	7.196.100	7.578,93
		0	p/st	5.746.136	5.455.612	6.255,53
		1	p/st	1.743.873	1.740.488	1.323,39
18.23.24.80.00	Women's or girls' negligees, bathrobes, dressing gowns, singlets, vests, briefs and panties (including boxer shorts), of fibres other than cotton (excluding knitted or crocheted)	0+1	p/st	1.932.634	1.932.638	1.246,01
		0	p/st	35.000	35.004	107,01
		1	p/st	1.897.634	1.897.634	1.139,00
18.23.24.89.00	Women's or girls' singlets, vests, briefs, panties, negligees, bathrobes, dressing gowns and similar articles, of textiles (excluding cotton, man-made fibres, knitted or crocheted)	1	p/st	168.500	168.500	252,41
18.23.25.30.00	Brassieres	0+1	p/st	274.142	268.967	716,09
		0	p/st	31.821	26.646	143,21
		1	p/st	242.321	242.321	572,88
18.23.30.00.00	T-shirts, singlets and vests, knitted or crocheted	1	p/st	252.544	252.544	382,28
18.24	Manufacture of other wearing apparel and accessories n.e.c.					
18.24.14.90.00	Clothing accessories and parts thereof, of knitted or crocheted textiles (excluding gloves, mittens, shawls, scarves and mufflers, mantillas and veils-ties, bow-ties and cravats)	0	p/st	4.645	6.075	85,00
18.24.21.00.00	Babies' clothing and accessories, of textiles, not knitted or crocheted (for children of h≤86cm) including vests, rompers, underpants, stretch-suits, napkins, gloves, mittens and outerwear	0+1	p/st	4.850	4.050	12,40
		0	p/st	1.000	1.000	8,40
		1	p/st	3.850	3.050	4,00
18.24.22.10.01	Men's or boys' waistcoats, tracksuits and jogging suits, made of wool or fine animal hair (excluding ski-suits, knitted or crocheted)	1	p/st	6.258	6.258	18,65
18.24.22.10.02	Other men's or boys' waistcoats, tracksuits and jogging suits, made of other textile (excluding ski-suits, wool or fine animal hair and knitted or crocheted)	0+1	p/st	708.883	710.021	2.182,72
		0	p/st	20.228	21.366	436,91
		1	p/st	688.655	688.655	1.745,80
18.24.22.20.02	Other women's or girls' waistcoats, tracksuits and jogging suits, made of other textile (excluding ski-suits, wool or fine animal hair and knitted or crocheted)	0+1	p/st	86.800	85.800	1.925,00
		0	p/st	4.000	3.000	240,00
		1	p/st	82.800	82.800	1.685,00
18.24.23.38.00	Shawls, scarves, mufflers, mantillas, veils and the like, of silk or silk waste (excluding knitted or crocheted)	0	p/st	500	523	10,00
18.24.23.53.00	Ties, bow ties and cravats (excluding articles of silk or silk waste, knitted or crocheted)	0+1	p/st	9.455	9.425	25,01
		0	p/st	4.469	4.439	17,81
		1	p/st	4.986	4.986	7,20

Type of production: 0 – Production on own account

1 – Contract processing

INDUSTRIAL PRODUCTION IN 2006– THE FIRST RELEASE OF PRODCOM RESULTS

Code	Product and activity	Type of Production	Measuring Unit	Total Production	Production sold	Production value sold (in 1.000 KM)
18.24.23.95.00	Parts of garments or of clothing accessories, of textiles (excluding bras, girdles and corsets, braces, suspenders and garters, knitted or crocheted)	1	p/st	3.416	3.416	2,00
18.24.31.73.00	Protective gloves, mittens and mitts for all trades, of leather or composition leather	0+1	pa	93.656	75.120	307,21
		0	pa	60.656	42.120	221,21
		1	pa	33.000	33.000	86,00
18.24.31.75.00	Gloves, mittens and mitts, of leather or composition leather (excluding for sport, protective for all trades)	0+1	pa	61.690	62.806	199,00
		0	pa	700	1.816	35,00
		1	pa	60.990	60.990	164,00
18.24.42.50.00	Hats and other headgear, plaited or made by assembling strips of any material	0	p/st	7.507	7.507	44,23
18.24.43.35.00	Hats and other headgear (excluding of felt, plaited or made-up from fabrics in the piece or in strips, knitted or crocheted, of rubber, of plastics, of fur-skin, safety headgear)	0+1	p/st	13.433	12.324	40,11
		0	p/st	745	736	15,77
		1	p/st	12.688	11.588	24,34
18.3	Dressing and dyeing of fur; manufacture of articles of fur					
18.30	Dressing and dyeing of fur; manufacture of articles of fur					
18.30.11.30.00	Tanned or dressed whole furskins, not assembled, of rabbit, hare or lamb	0	p/st	9.967	12.648	158,00
18.30.12.30.02	Other articles of apparel and clothing accessories, of genuine fur skins (excluding hats and headgear)	0	p/st	6	474	35,00

DC MANUFACTURE OF LEATHER AND LEATHER PRODUCTS
19 Tanning and dressing of leather; manufacture of luggage, handbags, saddlery, harness and footwear
19.1 Tanning and dressing of leather
19.10 Tanning and dressing of leather

19.10.21.00.00	Leather, of bovine animals, without hair, whole	0	kg	195.293	188.958	3.102,02
19.10.23.00.00	Leather, of equine animals, without hair	0	kg	1.294.273	1.294.273	1.429,00
19.10.31.30.00	Sheep or lamb skin leather without wool on; tanned but not further prepared (excluding chamois leather)	0	kg	60.190	60.190	264,00
19.10.31.50.00	Sheep or lamb skin leather without wool on; parchment-dressed or prepared after tanning (excluding chamois, patent, patent laminated leather and metallised leather)	0	m2	130.406	136.895	1.520,00

19.2 Manufacture of luggage, handbags and the like, saddlery and harness
19.20 Manufacture of luggage, handbags and the like, saddlery and harness

19.20.12.10.00	Trunks, suitcases, vanity-cases, briefcases, school satchels and similar containers of leather, composition leather, patent leather, plastics, textile materials, aluminium or other materials	0	p/st	50	45	7,00
----------------	--	---	------	----	----	------

Type of production: 0 – Production on own account

1 – Contract processing

INDUSTRIAL PRODUCTION IN 2006– THE FIRST RELEASE OF PRODCOM RESULTS

Code	Product and activity	Type of Production	Measuring Unit	Total Production	Production sold	Production value sold (in 1.000 KM)
19.20.12.20.00	Handbags of leather, composition leather, patent leather, plastic sheeting, textile materials or other materials (including those without a handle)	0+1	p/st	14.227	13.298	314,00
		0	p/st	1.370	1.335	73,00
		1	p/st	12.857	11.963	241,00
19.20.12.30.00	Articles normally carried in pocket or handbag	0	p/st	7.483	8.653	213,00
19.20.12.50.00	Cases and containers, n.e.c.	0	p/st	402.494	418.677	1.550,10
19.20.13.00.00	Watch straps, bands, bracelets and parts thereof (including of leather, composition leather or plastic; excluding of precious metal, metal or base metal clad/plated with precious metal)	0	p/st	2.942	2.836	25,00
19.3	Manufacture of footwear					
19.30	Manufacture of footwear					
19.30.11.00.00	Waterproof footwear, with uppers in rubber or plastics (excluding incorporating a protective metal toecap)	1	pa	5.388	5.388	18,21
19.30.12.31.00	Town footwear with rubber or plastic uppers	0	pa	5.388	5.388	18,21
19.30.13.51.00	Men's town footwear with leather uppers (including boots and shoes; excluding waterproof footwear, footwear with a protective metal toe-cap)	0+1	pa	970.267	972.916	9.186,85
		0	pa	59.932	65.581	2.676,33
		1	pa	910.335	907.335	6.510,52
19.30.13.52.00	Women's town footwear with leather uppers (including boots and shoes; excluding waterproof footwear, footwear with a protective metal toe-cap)	0+1	pa	2.369.955	2.363.145	25.236,36
		0	pa	35.252	40.160	2.221,90
		1	pa	2.334.703	2.322.985	23.014,46
19.30.13.53.00	Children's town footwear with leather uppers (including boots and shoes; excluding waterproof footwear, footwear with a protective metal toe-cap)	0+1	pa	667.667	671.726	3.973,50
		0	pa	77	4.136	21,03
		1	pa	667.590	667.590	3.952,47
19.30.13.61.00	Men's sandals with leather uppers (including thong type sandals, flip flops)	0+1	pa	116.420	118.376	426,97
		0	pa	444	612	31,00
		1	pa	115.976	117.764	395,97
19.30.13.62.00	Women's sandals with leather uppers (including thong type sandals, flip flops)	0+1	pa	604.120	617.807	2.454,70
		0	pa	1.314	6.760	63,10
		1	pa	602.806	611.047	2.391,61
19.30.13.70.00	Slippers and other indoor footwear with rubber; plastic or leather outer soles and leather uppers (including dancing and bedroom slippers, mules)	0+1	pa	361.960	374.160	1.212,59
		0	pa	104.040	116.240	574,81
		1	pa	257.920	257.920	637,78
19.30.13.80.00	Footwear with wood; cork or other outer soles and leather uppers (excluding outer soles of rubber; plastics or leather)	1	pa	25.000	25.000	75,00

Type of production: 0 – Production on own account

1 – Contract processing

INDUSTRIAL PRODUCTION IN 2006– THE FIRST RELEASE OF PRODCOM RESULTS

Code	Product and activity	Type of Production	Measuring Unit	Total Production	Production sold	Production value sold (in 1.000 KM)
19.30.14.45.00	Footwear with rubber; plastic or leather outer soles and textile uppers (excluding slippers and other indoor footwear, sports footwear)	0	pa	658.749	654.398	2.230,33
19.30.14.49.00	Footwear with textile uppers (excluding those with wood; cork; rubber; plastic or leather outer soles, slippers and other indoor footwear)	1	pa	621.159	616.077	2.082,34
19.30.21.50.00	Ski-boots; cross-country ski footwear and snowboard boots with leather uppers	1	pa	818.000	818.000	2.503,00
19.30.22.40.00	Sports footwear with rubber or plastic outer soles and textile uppers (including tennis shoes; basketball shoes; gym shoes; training shoes and the like)	1	pa	767.046	767.046	1.775,33
19.30.23.50.00	Sports footwear with rubber; plastic or leather outer soles and leather uppers (excluding ski-boots; cross-country ski footwear and snowboard boots)	1	pa	1.659.047	1.661.047	14.591,16
19.30.31.50.00	Footwear with rubber; plastic or leather outer soles and leather uppers; and with a protective metal toe-cap	0	pa	2.000	2.000	138,00
19.30.32.90.00	Footwear (excluding with leather or composition leather uppers, with textile materials uppers)	1	pa	7.000	7.000	20,00
19.30.40.65.00	Leather uppers and parts thereof of footwear (excluding stiffeners)	0+1	pa	4.222.087	4.222.087	20.897,94
		0	pa	376.256	376.256	2.366,00
		1	pa	3.845.831	3.845.831	18.531,94
19.30.40.69.00	Uppers and parts thereof of footwear (excluding stiffeners, of leather)	1	pa	55.462	55.462	222,23

DD MANUFACTURE OF WOOD AND WOOD PRODUCTS
20 Manufacture of wood and of products of wood and cork, except furniture; manufacture of articles of straw and plaiting materials
20.1 Sawmilling and planing of wood; impregnation of wood
20.10 Sawmilling and planing of wood; impregnation of wood

20.10.10.10.00	Railway or tramway sleepers (cross-ties) of wood; not impregnated	0	m3	221	227	270,86
20.10.10.32.00	Coniferous wood sawn or chipped lengthwise; sliced or peeled; of a thickness > 6 mm and end-jointed or sanded	0	m3	21.511	20.272	5.710,57
20.10.10.34.00	Coniferous wood; sawn or chipped lengthwise; sliced or peeled; of a thickness > 6mm; planed (excluding end-jointed or sanded)	0	m3	32.464	29.453	12.415,23
20.10.10.35.00	Spruce wood (<i>Picea abies</i> Karst.), fir wood (<i>Abies alba</i> Mill.)	0+1	m3	3.506.912	3.292.043	121.948,47
		0	m3	3.506.872	3.292.003	121.946,27
		1	m3	40	40	2,20
20.10.10.37.00	Pine wood: <i>Pinus sylvestris</i> L.	0	m3	6.992	5.554	1.443,87

Type of production: 0 – Production on own account

1 – Contract processing

INDUSTRIAL PRODUCTION IN 2006– THE FIRST RELEASE OF PRODCOM RESULTS

Code	Product and activity	Type of Production	Measuring Unit	Total Production	Production sold	Production value sold (in 1.000 KM)
20.10.10.39.00	Softwood sawn/chipped lengthwise, sliced/peeled and thickness > 6 mm including pencil slats - wood length ≤ 125cm, thickness <12.5 mm excluding end-jointed - planed/sanded, spruce/pine	0+1	m3	46.630	38.988	11.254,20
		0	m3	46.544	38.902	11.251,20
		1	m3	86	86	3,00
20.10.10.50.01	Oak wood; sawn or chipped lengthwise; sliced or peeled; of a thickness > 6mm (excluding oak blocks, strips and friezes), not worked, planed or sanded	0+1	m3	52.581	51.047	31.604,13
		0	m3	51.593	50.059	31.542,35
		1	m3	988	988	61,78
20.10.10.50.02	Beech wood; sawn or chipped lengthwise; sliced or peeled; of a thickness > 6mm, not worked, planed or sanded	0+1	m3	333.354	225.224	97.570,59
		0	m3	329.020	221.098	97.396,44
		1	m3	4.334	4.126	174,15
20.10.10.50.03	Ash wood; sawn or chipped lengthwise; sliced or peeled; of a thickness > 6mm, not worked, planed or sanded	0	m3	2.634	2.179	1.555,40
20.10.10.50.04	Other hard non-coniferous wood; sawn or chipped lengthwise; sliced or peeled; of a thickness > 6mm, not worked, planed or sanded	0	m3	7.985	1.266	1.070,12
20.10.10.50.05	Poplar wood; sawn or chipped lengthwise; sliced or peeled; of a thickness > 6mm, not worked, planed or sanded	0	m3	4.548	1.453	1.095,93
20.10.10.50.06	Other soft non-coniferous wood; sawn or chipped lengthwise; sliced or peeled; of a thickness > 6mm, not worked, planed or sanded	0	m3	2.915	2.236	1.212,36
20.10.10.77.00	Oak blocks; strips or friezes for parquet or wood block flooring; planed but not assembled (excluding continuously shaped)	0	m2	188.251	180.930	2.733,57
20.10.21.10.00	Coniferous wood continuously shaped	0	kg	7.546.268	7.511.132	7.275,89
20.10.21.53.00	Non-coniferous wood continuously shaped (excluding blocks; strips and friezes for parquets or wood block flooring; not assembled)	0	kg	1.034.694	962.473	1.354,66
20.10.21.55.00	Non-coniferous wood blocks; strips and friezes for parquet or wood block flooring; continuously shaped (excluding assembled)	0	m2	337.822	103.343	1.880,75
20.10.23.03.00	Coniferous wood in chips or particles	0	kg	4.894.550	5.501.550	361,45
20.10.23.05.00	Non-coniferous wood in chips or particles	0	kg	62.026.685	60.140.810	3.756,61
20.10.40.05.00	Sawdust	0	kg	996	0	0,00
20.10.40.09.00	Wood waste and scrap (including agglomerated in logs; briquettes; pellets or similar forms) (excluding sawdust)	0+1	kg	16.531.893	13.975.454	1.236,11
		0	kg	16.531.872	13.975.433	1.235,68
		1	kg	21	21	0,43
20.10.90.00.00	Treatment; impregnation and preservation of wood (including seasoning and drying)	0+1	m3	2.414	2.611	707,32
		0	m3	1.394	1.591	657,00
		1	m3	1.020	1.020	50,32

Type of production: 0 – Production on own account

1 – Contract processing

INDUSTRIAL PRODUCTION IN 2006– THE FIRST RELEASE OF PRODCOM RESULTS

Code	Product and activity	Type of Production	Measuring Unit	Total Production	Production sold	Production value sold (in 1.000 KM)
20.2	Manufacture of veneer sheets; manufacture of plywood, laminboard, particle board, fibre board and other panels and boards					
20.20	Manufacture of veneer sheets; manufacture of plywood, laminboard, particle board, fibre board and other panels and boards					
20.20.11.05.00	Plywood consisting solely of sheets of wood with each ply ≤ 6 mm thick and with min. one outer ply of hardwood excluding of tropical wood	0	m3	1.443	1.432	1.117,00
20.20.11.09.00	Plywood consisting solely of sheets of wood with each ply < or equal to 6mm thickness and with min. one outer ply of softwood	0	m3	300	291	291,35
20.20.12.33.00	Pywood,veneered panels and similar laminated wood of min. one outer ply of hardwood, one of chipboard excluding plywood solely of sheets of wood with each ply ≤ 6 mm thickness	0	m3	3.493	2.789	2.677,00
20.20.12.35.00	Other plywood, veneered panels, outer ply non-coniferous wood: block-, lamin-, battenboard	0	m3	4.722	4.584	6.770,40
20.20.12.39.00	Other plywood, veneered panels, at least 1 outer ply of non-coniferous wood	0	m3	726	735	1.246,02
20.20.12.55.00	Other plywood, veneered panels, block-, lamin-, battenboard	0	m3	1.379	1.381	938,18
20.20.13.39.00	Particule board and similar board of wood, others, including waferboard	0	m3	272	272	427,28
20.20.21.13.00	Veneer sheets,sheets for plywood and other wood sawn lengthwise, sliced/peeled, thickness ≤6mm and end-jointed, planed/sanded/small boards for the manufacture of pencils	0	m3	14.689	9.000	8.266,62
20.20.22.00.00	Densified wood; in blocks; plates; strips or profile shapes	0	m3	6.829	7.530	11.713,90
20.3	Manufacture of builders' carpentry and joinery					
20.30	Manufacture of builders' carpentry and joinery					
20.30.11.10.01	Windows with wings unfixed and their frames made of wood	0	p/st	12.728	13.035	3.101,95
20.30.11.10.02	Windows with wings fixed and their frames made of wood	0	p/st	42.481	44.215	9.176,12
20.30.11.10.05	Other windows and their frames made of wood	0+1	p/st	26.658	26.363	3.899,97
		0	p/st	26.458	26.163	3.851,97
		1	p/st	200	200	48,00
20.30.11.50.01	Outside doors and their frames and thresholds, made of wood	0+1	p/st	16.076	16.151	3.293,50
		0	p/st	16.046	16.121	3.281,50
		1	p/st	30	30	12,00
20.30.11.50.02	Other outside balcony doors and their frames and thresholds, made of wood	0+1	p/st	5.903	6.118	1.814,86
		0	p/st	5.873	6.088	1.806,86
		1	p/st	30	30	8,00
20.30.11.50.03	Inside doors and their frames and thresholds, made of wood	0+1	p/st	33.899	32.816	3.847,30
		0	p/st	33.684	32.601	3.802,30
		1	p/st	215	215	45,00

Type of production: 0 – Production on own account

1 – Contract processing

INDUSTRIAL PRODUCTION IN 2006 – THE FIRST RELEASE OF PRODCOM RESULTS

Code	Product and activity	Type of Production	Measuring Unit	Total Production	Production sold	Production value sold (in 1.000 KM)
20.30.11.50.05	Other doors and their frames and thresholds, n.e.c. made of wood	0+1	p/st	41.987	42.256	8.171,61
		0	p/st	41.887	42.156	8.142,61
		1	p/st	100	100	29,00
20.30.11.50.06	Door wings, made of wood	0	p/st	13.854	14.685	1.112,85
20.30.11.50.07	Blind frames, made of wood	0	p/st	59.088	59.280	1.291,95
20.30.12.19.01	Parquet panels of oak wood, massive	0	m2	228.669	270.692	5.663,08
20.30.12.19.02	Parquet panels of breech wood, massive	0	m2	127.619	141.273	2.174,49
20.30.12.19.03	Other parquet panels, massive	0	m2	7.374	6.792	339,80
20.30.12.19.04	Parquet panels of oak wood, lamella type, (without base elements)	0	m2	23.644	22.042	276,62
20.30.12.19.05	Parquet panels of breech wood, lamella type, (without base elements)	0	m2	8.625	5.796	70,28
20.30.12.19.06	Parquet panels of oak wood, lamella type, with base elements	0	m2	56.691	52.142	613,00
20.30.12.19.08	Parquet panels of other wood, lamella type, with and without base elements	0	m2	16.022	9.144	302,98
20.30.13.00.00	Builders' joinery and carpentry of wood excluding windows, french-windows and doors, their frames/thresholds, parquet panels, shuttering for concrete constructional work - shingles, shakes	0	kg	103.007	103.429	769,77
20.30.20.00.01	Prefabricated buildings, made of wood, for living	0	m2	5.096	5.558	2.200,00
20.30.20.00.02	Prefabricated buildings, made of wood, other	0	m2	10.471	10.471	2.722,46
20.4	Manufacture of wooden containers					
20.40	Manufacture of wooden containers					
20.40.11.33.00	Flat pallets and pallet collars of wood	0	p/st	159.024	156.693	1.347,02
20.40.11.35.00	Box pallets and load boards of wood (excluding flat pallets)	0	p/st	317.997	19.664	256,97
20.40.12.13.01	Package ware made of non-coniferous wood	0	kg	4.381.861	4.381.861	1.706,55
20.5	Manufacture of other products of wood; manufacture of articles of cork, straw and plaiting materials					
20.51	Manufacture of other products of wood					
20.51.11.00.00	Tools; tool bodies and handles and broom or brush bodies and handles of wood; boat and shoe lasts and trees of wood	0	kg	714.000	642.000	550,00
20.51.12.00.00	Tableware and kitchenware of wood	0	kg	76.979	76.979	147,00
20.51.13.00.00	Wood marquetry and inlaid wood; caskets/cases for jewellery, cutlery and similar articles, statuettes and other ornaments, coat/hat racks, office letter trays, ash trays, pen-trays, ink stands	0	kg	1.000	1.000	35,00
20.51.14.10.00	Wooden frames for paintings; photographs; mirrors or similar objects	0	m	1.031.000	1.031.000	2.626,00
20.51.14.50.01	Wooden coffins	0	p/st	4.496	4.416	665,47
20.51.14.50.02	Other articles of wood n.e.c. (hanging hooks, hangers, ironing boards etc.)	0	p/st	40.188	40.417	512,12
20.52	Manufacture of articles of cork, straw and plaiting materials					
20.52.15.70.00	Basketwork, wickerwork, other articles of vegetable materials	0	kg	6.509	6.509	36,79

Type of production: 0 – Production on own account

1 – Contract processing

INDUSTRIAL PRODUCTION IN 2006– THE FIRST RELEASE OF PRODCOM RESULTS

Code	Product and activity	Type of Production	Measuring Unit	Total Production	Production sold	Production value sold (in 1.000 KM)
DE	MANUFACTURE OF PULP, PAPER AND PAPER PRODUCTS; PUBLISHING AND PRINTING					
21	Manufacture of pulp, paper and paper products					
21.1	Manufacture of pulp, paper and paperboard					
21.12	Manufacture of paper and paperboard					
21.12.21.90.00	Paper stock for household : others	0	kg	36.305.000	22.976.000	37.032,44
21.12.23.15.00	Uncoated; unbleached sack kraft paper (excluding for writing; printing or other graphic purposes, punch card stock and punch card tape paper)	0	kg	24.360	24.760	48,24
21.12.23.33.00	Uncoated kraft paper and paperboard weighing ≤ 150 g/m ² (excluding kraftliner, sack kraft paper, for writing; printing and other graphic purposes, etc.)	0	kg	2.636.000	1.580.000	1.358,00
21.12.23.35.00	Uncoated kraft paper/paperboard weighing between 150-225g/m ² (excluding kraftliner, sack kraft paper, for writing, printing or other graphic purposes, punch card stock and tape paper)	0	kg	22.642.000	14.062.000	7.728,00
21.12.24.00.00	Uncoated fluting paper; in rolls or sheets	0	kg	19.250.000	12.322.000	6.612,00
21.12.30.30.00	Uncoated filter paper and paperboard in rolls or sheets	0	kg	9.000	9.000	324,00
21.12.57.00.00	Other paper, paperboard, coated..., n.e.c.	0	kg	29.000	28.000	110,00
21.2	Manufacture of articles of paper and paperboard					
21.21	Manufacture of corrugated paper and paperboard and of containers of paper and paperboard					
21.21.11.00.00	Corrugated paper and paperboard in rolls or sheets	0	kg	12.598.000	9.302.000	7.659,00
21.21.12.30.00	Sacks and bags; with a base width ≥ 40 cm; of paper; paperboard; cellulose wadding or webs of cellulose fibres	0	kg	1.919.262	2.090.110	4.604,80
21.21.12.50.00	Sacks and bags of paper; paperboard; cellulose wadding or webs of cellulose fibres (excluding those with a base width ≥ 40 cm)	0	kg	3.427.000	3.006.000	5.481,91
21.21.13.00.00	Cartons; boxes and cases of corrugated paper or paperboard	0	kg	8.070.506	8.035.051	13.202,00
21.21.14.00.01	Folding boxes, cutup, and other packaging for liquids	0	kg	66.000	66.000	161,69
21.21.14.00.02	Folding boxes, cutup, and other packaging, made of solid paperboards (boxes etc.)	0	kg	327.754	314.729	449,06
21.21.14.00.03	Other folding cartons; boxes and cases of non-corrugated paper or paperboard	0	kg	364.505	363.505	859,42
21.21.15.30.03	Other packaging products of paper, n.e.c.	0	kg	1.811.046	1.755.675	4.684,80
21.21.15.50.00	Box files; letter trays; storage boxes and similar articles of paper or paperboard of a kind used in offices; shops or the like	0	kg	47.827	50.827	187,25
21.22	Manufacture of household and sanitary goods and of toilet requisites					
21.22.11.10.00	Toilet paper	0	kg	14.031.137	13.797.150	37.288,17
21.22.11.33.00	Handkerchiefs and cleansing or facial tissues of paper pulp; paper; cellulose wadding or webs of cellulose fibres	0	kg	1.388.000	1.260.000	4.116,93

Type of production: 0 – Production on own account

1 – Contract processing

INDUSTRIAL PRODUCTION IN 2006– THE FIRST RELEASE OF PRODCOM RESULTS

Code	Product and activity	Type of Production	Measuring Unit	Total Production	Production sold	Production value sold (in 1.000 KM)
21.22.11.35.00	Hand towels of paper pulp; paper; cellulose wadding or webs of cellulose fibres	0	kg	1.800.216	1.454.396	5.362,27
21.22.11.50.00	Tablecloths and serviettes of paper pulp; paper; cellulose wadding or webs of cellulose fibres	0	kg	2.610.581	2.509.450	5.759,26
21.22.12.30.00	Napkins and napkin liners for babies and similar sanitary articles of paper pulp, paper, cellulose wadding or webs of excluding toilet paper, sanitary towels, tampons and similar articles	0	kg	1.534.000	1.338.000	10.248,00
21.22.12.90.00	Household, sanitary or hospital articles of paper, etc., n.e.c.	0	kg	864.000	828.000	5.404,00
21.23	Manufacture of paper stationery					
21.23.11.15.00	Self-copy paper (excluding in rolls > 36 cm wide or in rectangular or square sheets with one or both sides > 36 cm in an unfolded state)	0	kg	171.000	171.000	1.062,00
21.23.11.30.00	Self-adhesive paper in strips or rolls	0	kg	8.000	8.000	48,00
21.23.12.30.00	Envelopes of paper or paperboard	1	kg	3.000	3.000	2,42
21.23.13.50.00	Paper or paperboard for writing, printing or other graphic purposes	0	kg	314.299	312.886	794,77
21.25	Manufacture of other articles of paper and paperboard n.e.c.					
21.25.12.35.00	Self-adhesive printed labels of paper or paperboard	0	kg	382.841	381.841	1.702,06
21.25.12.39.00	Printed labels of paper or paperboard (excluding self-adhesive)	0	kg	183.951	183.951	1.795,54
21.25.14.55.00	Rolls; sheets and dials of paper or paperboard; printed for self-recording apparatus	0	kg	51.000	49.000	167,55
21.25.14.80.00	Other articles of paper and paperboard: others (excluding impregnated with diagnostic or laboratory reagents)	0	kg	42.650	42.650	270,46
22	Publishing, printing and reproduction of recorded media					
22.1	Publishing					
22.11	Publishing of books					
22.11.10.00.00	Books; brochures; leaflets and pamphlets in single sheets published by you; or printed and published by you	0+1	p/st	11.728.043	11.728.043	3.671,93
		0	p/st	11.683.043	11.683.043	3.588,28
		1	p/st	45.000	45.000	83,66
22.11.21.70.01	Other printed books; brochures; leaflets and similar printed material: school books	0+1	p/st	1.302.102	1.311.555	3.827,60
		0	p/st	1.171.602	1.181.055	3.614,16
		1	p/st	130.500	130.500	213,44
22.11.21.70.02	Other printed books, brochures, leaflets and similar printed matter: books for children	0+1	p/st	382.178	334.031	808,51
		0	p/st	52.178	74.031	337,00
		1	p/st	330.000	260.000	471,51
22.11.21.70.03	Other printed books, brochures, leaflets and similar printed matter: belles-letres (fine literature)	0	p/st	22.642	64.618	816,84
22.11.21.70.04	Other printed books, brochures, leaflets and similar printed matter: social science	0	p/st	117.800	117.800	353,40

Type of production: 0 – Production on own account

1 – Contract processing

INDUSTRIAL PRODUCTION IN 2006 – THE FIRST RELEASE OF PRODCOM RESULTS

Code	Product and activity	Type of Production	Measuring Unit	Total Production	Production sold	Production value sold (in 1.000 KM)
22.11.21.70.05	Other printed books, brochures, leaflets and similar printed matter: science and technology	0	p/st	0	8	1,00
22.11.21.70.06	State, regional, local address books: telephone, telefax, telex books, in hard or soft binding	0	p/st	1.982.074	1.982.074	1.873,65
22.11.21.70.07	Information handbooks, in hard or soft binding	0	p/st	5.297	5.297	36,23
22.11.21.70.09	Printed books, brochures, leaflets and similar printed matter, albums and books for children in hard or soft binding	0	p/st	389.668	389.558	624,61
22.12	Publishing of newspapers					
22.12.11.00.00	Newspapers; journals and periodicals; appearing at least four times a week published by you; or printed and published by you (including advertising revenue)	0+1	p/st	24.519.501	21.030.064	17.749,50
		0	p/st	23.579.235	20.089.798	17.542,10
		1	p/st	940.266	940.266	207,39
22.13	Publishing of journals and periodicals					
22.13.11.00.01	Newspapers, appearing less than four times a week, printed (including advertising attachment)	0	p/st	3.230.126	3.230.126	924,23
22.13.11.00.02	Journals and other periodicals, appearing less than four times a week, printed (including advertising attachment)	0+1	p/st	3.933.715	3.235.176	3.290,53
		0	p/st	2.952.055	2.253.516	2.780,85
		1	p/st	981.660	981.660	509,67
22.13.12.00.00	Newspapers, journals and periodicals, appearing less than four times a week; electronic	0	p/st	55.002	55.002	70,40
22.14	Publishing of sound recordings					
22.14.11.50.00	Compact discs, with sound recordings	0	p/st	34.655	39.934	199,67
22.14.12.50.00	Magnetic tapes, with sound recordings, of a width > 4 mm but ≤ 6.5 mm	0	p/st	30.000	41.171	123,51
22.15	Other publishing					
22.15.11.30.00	Printed or illustrated postcards published by you; or printed and published by you (excluding those printed or embossed with postage stamps, plain postcards)	1	p/st	400	400	0,80
22.15.15.30.00	Transfers (decalcomanias) (including vitrifiable)	0	p/st	603.800	603.800	13,00
22.15.15.50.00	Calendars of any kind, printed, including calendar blocks	0+1	p/st	119.458	119.458	218,40
		0	p/st	117.458	117.458	204,40
		1	p/st	2.000	2.000	14,00
22.2	Printing and service activities related to printing					
22.21	Printing of newspapers					
22.21.10.00.00	Printing of newspapers; journals and periodicals; appearing at least four times a week	0+1	kg	10.828.824	10.828.824	17.273,00
		0	kg	6.112.824	6.112.824	7.573,00
		1	kg	4.716.000	4.716.000	9.700,00
22.22	Printing n.e.c.					
22.22.11.00.00	New stamps; stamp-impressed paper; cheque forms; banknotes, etc	0	kg	291.000	291.000	2.952,00

Type of production: 0 – Production on own account

1 – Contract processing

INDUSTRIAL PRODUCTION IN 2006– THE FIRST RELEASE OF PRODCOM RESULTS

Code	Product and activity	Type of Production	Measuring Unit	Total Production	Production sold	Production value sold (in 1.000 KM)
22.22.12.30.00	Commercial catalogues	0	kg	99.536	99.536	609,00
22.22.12.50.00	Other printed trade advertising material and the like (excluding commercial catalogues)	0	kg	868.890	870.059	5.228,76
22.22.13.00.00	Other printed matter, n.e.c.	0+1	kg	1.542.986	1.528.089	4.434,44
		0	kg	1.536.486	1.521.589	4.310,46
		1	kg	6.500	6.500	123,98
22.22.20.13.00	Registers, account books, order books and receipt books, of paper or paperboard	0	kg	405.316	399.228	1.948,23
22.22.20.15.00	Note books, letter pads, memorandum pads, of paper or paperboard	0+1	kg	579.039	575.803	3.187,17
		0	kg	577.139	573.903	3.130,17
		1	kg	1.900	1.900	57,00
22.22.20.17.00	Diaries, of paper or paperboard	0	kg	3.620	3.620	32,00
22.22.20.19.00	Engagement books, address books, telephone number books and copy books, of paper or paperboard (excluding diaries)	0	kg	3.020	3.020	14,49
22.22.20.30.00	Exercise books, of paper or paperboard	0	kg	414.691	409.016	1.339,28
22.22.20.50.00	Binders, folders and file covers, of paper or paperboard (excluding book covers)	0	kg	7.750	7.750	82,60
22.22.20.75.00	Continuous multi-part business forms, including interleaved carbon sets, carbonless paper and books	0	kg	318.348	317.263	1.434,51
22.22.20.79.00	Multi-part business forms, including single leaf forms, interleaved carbon sets, carbonless paper and books (excluding continuous forms)	0+1	kg	310.746	311.126	1.527,99
		0	kg	309.846	310.226	1.512,69
		1	kg	900	900	15,30
22.22.20.90.00	Blotting pads and book covers, of paper or paperboard	0	kg	190	190	4,00
22.22.31.00.00	Printing of books, brochures, children's picture or colouring books and music printed or in manuscript	0	kg	211.985	211.985	262,00
22.22.32.20.00	Printing of newspapers, journals and periodicals, appearing <4 times a week including newspaper supplements excluding inserts	0+1	kg	1.595.684	1.595.684	2.400,81
		0	kg	1.382.282	1.382.282	1.875,00
		1	kg	213.402	213.402	525,81
22.22.32.45.00	Printing of transfers (decalcomanias)	0	kg	1.500	1.500	28,95
22.22.32.50.00	Printing of calendars of any kind including calendar blocks	0	kg	26.874	27.296	177,31
22.22.32.90.00	Printing directly onto materials other than paper; paper based products and textiles (including printing onto plastic; glass; metal; wood and ceramics)	0	ef.hrs	25.260	25.260	560,00
22.23	Bookbinding					
22.23.10.10.00	Bookbinding and finishing of books and similar articles (folding, assembling, stitching, glue, cutting, cover laying)	0+1	ef.hrs	32.119	32.119	291,72
		0	ef.hrs	31.559	31.559	271,56
		1	ef.hrs	560	560	20,16

Type of production: 0 – Production on own account

1 – Contract processing

INDUSTRIAL PRODUCTION IN 2006– THE FIRST RELEASE OF PRODCOM RESULTS

Code	Product and activity	Type of Production	Measuring Unit	Total Production	Production sold	Production value sold (in 1.000 KM)
22.24	Pre-press activities					
22.24.20.00.00	Printing components	0+1	ef.hrs	5.353	5.353	55,36
		0	ef.hrs	3.453	3.453	43,96
		1	ef.hrs	1.900	1.900	11,40
22.25	Ancillary activities related to printing					
22.25.10.00.00	Other graphic services	0+1	ef.hrs	143.028	143.028	1.282,36
		0	ef.hrs	135.273	135.273	737,54
		1	ef.hrs	7.755	7.755	544,82

DF MANUFACTURE OF COKE, REFINED PETROLEUM PRODUCTS AND NUCLEAR FUEL

23	Manufacture of coke, refined petroleum products and nuclear fuel					
23.1	Manufacture of coke oven products					
23.10	Manufacture of coke oven products					
23.10.10.30.00	Coke-oven coke (obtained from the carbonisation of coking coal, at high temperature), gas-works coke (by-product of gas-works plants)	0	t	468.443	460.225	115.777,00
23.10.20.00.00	Tar (mixture of aromatic and aliphatic components, usually resulting from distillation process of coal, lignite or peat)	0	t	20.809	2.078	869,00
23.2	Manufacture of refined petroleum products					
23.20	Manufacture of refined petroleum products					
23.20.15.50.00	Gaseous fuel (diesel for engine road vehicles, petroleum distillate, in the range of 180°C to 380°C, used in road/rail transport)	0	t	0	12	12,95
23.20.18.50.01	Motor lubricating oils	0+1	t	6.058	6.114	26.082,18
		0	t	5.972	6.019	25.987,18
		1	t	86	95	95,00
23.20.18.50.02	Other lubricating oils and greases	0	t	7.968	7.943	12.284,15
23.20.21.20.00	Liquefied refinery gases (light hydro carbonates - mixtures, liquefied under high pressure)	0	t	3.845	3.871	5.103,13
23.20.31.00.03	Other waxes	0	t	0	1	4,07
23.20.31.00.04	Lubricating greases	0	t	315	308	1.609,56

DG MANUFACTURE OF CHEMICALS, CHEMICAL PRODUCTS AND MAN-MADE FIBRES

24	Manufacture of chemicals and chemical products					
24.1	Manufacture of basic chemicals					
24.11	Manufacture of industrial gases					
24.11.11.30.00	Rare gases (excluding argon)	0	m3	32.254	32.254	317,27
24.11.11.60.00	Nitrogen	0	m3	76.880	76.880	167,00
24.11.11.70.00	Oxygen	0+1	m3	3.586.937	3.584.098	3.484,15
		0	m3	3.586.718	3.583.879	3.193,40
		1	m3	219	219	290,75

Type of production: 0 – Production on own account

1 – Contract processing

INDUSTRIAL PRODUCTION IN 2006– THE FIRST RELEASE OF PRODCOM RESULTS

Code	Product and activity	Type of Production	Measuring Unit	Total Production	Production sold	Production value sold (in 1.000 KM)
24.11.12.30.01	Carbon dioxide, gaseous or liquid	0+1	kg	5.311.305	5.349.305	2.842,11
		0	kg	5.135.305	5.175.305	2.726,45
		1	kg	176.000	174.000	115,66
24.11.12.30.02	Carbon dioxide, compressed	0	kg	3.302.299	3.353.721	1.298,68
24.11.12.70.00	Nitrogen oxides	0	kg	1.336.120	1.332.120	608,00
24.12	Manufacture of dyes and pigments					
24.12.21.10.00	Disperse dyes and preparations based thereon	0	kg	30.000	30.000	98,31
24.13	Manufacture of other inorganic basic chemicals					
24.13.14.13.01	Hydrogen chloride (hydrochloric acid), for technical purposes	0	kg HCl	0	420	0,37
24.13.15.25.00	Sodium hydroxide (caustic soda); solid	0	kg	0	2.000	1,00
24.13.15.27.00	Sodium hydroxide in aqueous solution (soda lye or liquid soda)	0	kg	12.155.606	12.155.606	5.423,00
24.13.31.53.00	Sulphate of aluminium	0	kg Al ₂ O ₃	793.500	822.500	232,00
24.13.31.57.00	Sulphates (excluding those of aluminium and barium)	0	kg	3.321.000	3.389.000	403,00
24.13.33.20.00	Sodium hydrogencarbonate (sodium bicarbonate)	0	kg	9.288.760	9.299.640	2.849,00
24.13.33.79.00	Carbonates (excluding ammonium; disodium; sodium hydrogen carbonate, potassium; calcium; barium; lead; lithium; strontium and bismuth)	0	kg	93.874.000	83.781.559	18.948,00
24.13.42.50.00	Distilled and conductivity water and water of similar purity	0	kg	147.465	52.885	25,00
24.14	Manufacture of other organic basic chemicals					
24.14.11.90.00	Unsaturated acyclic hydrocarbons (excluding ethylene, propene, butene, buta-1.3-diene and isoprene)	0	kg	216.000	216.000	174,00
24.14.12.80.00	Naphthalene and anthracene	0	kg	998.000	1.098.000	952,00
24.14.32.71.01	Acetic acid, edible	0	kg	596.500	588.017	3.139,08
24.14.33.87.00	Maleic anhydride	0	kg	5.295.000	4.713.000	10.464,00
24.14.63.75.00	Methyloxirane (propylene oxide)	0	kg	9.741.000	0	0,00
24.14.64.50.00	Rennet and concentrates thereof	0	kg	1.250	1.086	24,00
24.14.72.00.01	Wood charcoal, agglomerated	0	kg	2.050.684	1.972.513	1.355,93
24.14.72.00.02	Wood charcoal for laboratory use	0	kg	6.215.885	5.994.500	3.049,27
24.14.73.70.00	Pitch and pitch coke; obtained from coal tar or from other mineral tars	0	kg	8.680.000	9.162.000	4.095,00
24.15	Manufacture of fertilizers and nitrogen compounds					
24.15.30.90.00	Mineral or chemical fertilizers, nitrogenous, n.e.c.	0	kg	38.027.000	24.998.000	7.183,00
24.15.60.00.00	Animal or vegetable fertilizers	0	kg	609	761	1,00
24.16	Manufacture of plastics in primary forms					
24.16.20.35.00	Expansible polystyrene; in primary forms	0	kg	3.880.889	3.845.437	16.708,05
24.16.40.20.00	Polyethers; in primary forms (excluding polyacetals, polyether alcohols)	0	kg	10.216.000	9.434.000	25.377,00
24.16.56.70.00	Polyurethanes; in primary forms	0	kg	1.265.146	1.152.000	4.092,00
24.16.57.00.00	Silicones; in primary forms	0	kg	24.000	23.000	91,00
24.2	Manufacture of pesticides and other agro-chemical products					
24.20	Manufacture of pesticides and other agro-chemical products					
24.20.14.50.00	Disinfectants based on halogenated compounds put up in forms or packings for retail sale or as preparations	0	kg	1.830	400	1,00

Type of production: 0 – Production on own account

1 – Contract processing

INDUSTRIAL PRODUCTION IN 2006– THE FIRST RELEASE OF PRODCOM RESULTS

Code	Product and activity	Type of Production	Measuring Unit	Total Production	Production sold	Production value sold (in 1.000 KM)
24.3	Manufacture of paints, varnishes and similar coatings, printing ink and mastics					
24.30	Manufacture of paints, varnishes and similar coatings, printing ink and mastics					
24.30.11.50.00	Paints and varnishes; based on acrylic or vinyl polymers dispersed or dissolved in an aqueous medium (including enamels and lacquers)	0	kg	845.554	842.513	1.284,54
24.30.11.70.03	Other paints, varnishes dispersed or dissolved in an aqueous medium - indoor use	0	kg	197.120	196.120	153,65
24.30.11.70.04	Other paints, varnishes dispersed or dissolved in an aqueous medium - outdoor use	0	kg	56.350	56.350	148,77
24.30.12.50.00	Other paints and varnishes based on acrylic or vinyl polymers	0	kg	11.044	11.044	42,21
24.30.12.90.01	Coatings (paints and varnishes) based on alkyd amine polymers acrylamine	0	kg	5.586	5.328	17,74
24.30.12.90.02	Coatings (paints and varnishes) based on polyurethane polymers	0	kg	124.893	124.893	549,20
24.30.12.90.03	Smear agents (colors and polish) made of epoxide polymers	0	kg	16.120	27.530	60,39
24.30.12.90.04	Non-pigmented coatings (paints and varnishes) based on nitrocellulose polymers	0	kg	0	6.250	5,15
24.30.12.90.05	Pigmented coatings (paints and varnishes) based on nitrocellulose polymers	0	kg	5.870	13.890	13,80
24.30.12.90.06	Coatings (paints and varnishes) for use in shipbuilding	0	kg	10.562	10.562	23,60
24.30.12.90.07	Other coatings (paints and varnishes) based on synthetic polymers n.e.c.	0	kg	1.759.000	1.636.000	3.927,00
24.30.22.60.00	Non-refractory surfacing preparations for façades, indoor walls, floors, ceilings or the like	0	kg	1.420.047	1.419.657	582,85
24.30.22.73.00	Organic composite solvents and thinners used in conjunction with coatings and inks; based on butyl acetate	0	kg	44.282	44.282	115,00
24.30.22.79.00	Organic composite solvents and thinners used in conjunction with coatings and inks (excluding those based on butyl acetate)	0	kg	3.663	3.667	4,40
24.4	Manufacture of pharmaceuticals, medicinal chemicals and botanical products					
24.42	Manufacture of pharmaceutical preparations					
24.42.11.60.00	Medicaments of penicillins, streptomycins or deriv. thereof, in doses or p.r.s.	0	kg	17.107	16.134	4.634,00
24.42.11.80.02	Sulphonamides - finished medicaments in doses (lump) or ready for retail sale	0	kg	10.275	10.608	740,00
24.42.11.80.03	Medicaments containing other antibiotics, in doses (in bulk) or prepared for retail sale (p.r.s.)	0	kg	9.011	8.313	4.379,72
24.42.12.65.00	Medicaments containing corticosteroid hormones, their derivatives and structural analogues, put up in measured doses or for retail sale	0	kg	5.412	4.344	729,00
24.42.13.60.00	Medicaments containing vitamins; provitamins; derivatives and intermixtures thereof; for therapeutic or prophylactic uses; put up in measured doses or for retail sale	0	kg	15.309	12.137	3.716,00

Type of production: 0 – Production on own account

1 – Contract processing

INDUSTRIAL PRODUCTION IN 2006– THE FIRST RELEASE OF PRODCOM RESULTS

Code	Product and activity	Type of Production	Measuring Unit	Total Production	Production sold	Production value sold (in 1.000 KM)
24.42.13.80.02	Psycho pharmaceuticals ready for retail sale, n.e.c.	0	kg	24.376	19.539	3.728,00
24.42.13.80.03	Antiarrhythmic agents, prepared for retail trade, n.e.c.	0	kg	11.785	10.271	3.260,00
24.42.13.80.04	Antianginalitic agents, prepared for retail trade, n.e.c.	0	kg	19.160	3.346	1.726,00
24.42.13.80.05	Other medicaments for cardio-vascular diseases, ready for retail sale, n.e.c.	0	kg	27.770	27.524	24.325,00
24.42.13.80.06	Anti rheumatic products, p.r.s., n.e.c.	0	kg	10.222	8.604	1.439,82
24.42.13.80.07	Anaesthetics, ready for retail sale, n.e.c.	0	kg	2.550	3.992	457,00
24.42.13.80.08	Other medicaments of mixed or unmixed products, p.r.s., n.e.c.	0	kg	295.470	278.884	31.171,86
24.42.23.40.00	Opacifying preparations for X-ray examinations; diagnostic reagents designed to be administered to the patient	0	kg	13.286	13.286	124,29
24.42.24.10.00	Adhesive dressings or similar articles; impregnated or coated with pharmaceutical substances; or put up in forms for retail sale	0	kg	23.729	23.729	835,00
24.42.24.30.00	Wadding, gauze, etc with pharmaceutical substances, p.r.s., n.e.c.	0	kg	48.541	49.193	170,15
24.42.24.70.00	First-aid boxes and kits	0	kg	6.328	6.328	154,00
24.5	Manufacture of soap and detergents, cleaning and polishing preparations, perfumes and toilet preparations					
24.51	Manufacture of soap and detergents, cleaning and polishing preparations					
24.51.20.90.00	Organic surface-active agents (excluding soap, anionic, cationic, non-ionic)	0	kg	38.000	38.000	58,00
24.51.31.20.00	Soap and organic surface-active products in bars, etc, for toilet use	0	kg	148.059	145.553	249,00
24.51.31.50.00	Soap and organic surface-active products in bars, etc, n.e.c.	0	kg	0	607	1,00
24.51.31.73.00	Soap in the form of flakes; wafers; granules or powders	0	kg	186.000	181.720	301,00
24.51.32.40.00	Surface-active preparations; whether or not containing soap; p.r.s. (excluding those for use as soap)	0	kg	796.000	796.000	621,00
24.51.32.50.01	Washing and cleaning preparations, p.r.s., for machine washing	0	kg	10.568.079	10.064.998	12.017,50
24.51.32.50.02	Washing and cleaning preparations, p.r.s., for delicate hand washing	0	kg	910.297	909.164	827,95
24.51.32.50.03	Washing and cleaning preparations, p.r.s., for washing the dishes	0	kg	3.225.704	3.122.745	2.837,29
24.51.32.50.04	Other washing and cleaning preparations, p.r.s.,	0	kg	1.338.996	1.216.598	1.888,03
24.51.32.60.00	Surface-active preparations; whether or not containing soap; n.p.r.s. (excluding those for use as soap)	0	kg	907.480	899.812	1.149,00
24.51.32.70.00	Washing preparations and cleaning preparations, with or without soap, n.p.r.s. including auxiliary washing preparations excluding those for use as soap, surface-active preparations	0	kg	3.000	3.000	4,00
24.51.41.00.00	Preparations for perfuming or deodorizing rooms (including odoriferous preparations used during religious rites)	0	kg	6.885	4.589	37,00

Type of production: 0 – Production on own account

1 – Contract processing

INDUSTRIAL PRODUCTION IN 2006– THE FIRST RELEASE OF PRODCOM RESULTS

Code	Product and activity	Type of Production	Measuring Unit	Total Production	Production sold	Production value sold (in 1.000 KM)
24.51.43.70.00	Polishes and similar preparations; for coachwork (excluding artificial and prepared waxes, metal polishes)	0	kg	2.580	2.244	2,77
24.51.44.00.00	Scouring pastes and powders and other scouring preparations	0	kg	26.277	23.954	32,50
24.52	Manufacture of perfumes and toilet preparations					
24.52.11.50.00	Perfumes	0	l	224	224	9,00
24.52.11.70.00	Toilet waters	0	l	649	649	45,75
24.52.14.00.00	Powders; whether or not compressed; for cosmetic use (including talcum powder)	0	kg	38	38	1,33
24.52.15.00.00	Beauty, make-up and skin care preparations including suntan excluding medicaments, lip and eye make-up, manicure and pedicure preparations, powders for cosmetic use and talcum powder	0	kg	18.063	13.337	593,65
24.52.16.30.00	Shampoos	0	kg	352.948	337.406	595,42
24.52.16.50.00	Preparations for permanent waving or straightening of hair	0	kg	100.600	100.600	550,00
24.52.17.00.00	Hair preparations (excluding shampoos, permanent waving and hair straightening preparations, lacquers)	0	kg	41	41	1,90
24.52.18.50.00	Dentifrices (including toothpaste, denture cleaners)	0	p/st	72.808	72.808	84,00
24.6	Manufacture of other chemical products					
24.61	Manufacture of explosives					
24.61.11.50.00	Prepared explosives (excluding propellant powders)	0	kg	1.621.104	1.601.452	1.819,00
24.61.12.70.00	Percussion or detonating caps; igniters and electric detonators	0	p/st	225.609.050	243.246.700	9.165,00
24.61.14.00.00	Signalling flares; rain rockets; fog signals and other pyrotechnic articles (excluding fireworks)	0	kg	86.257	115.735	4.222,00
24.62	Manufacture of glues and gelatines					
24.62.10.95.02	Glues based on India-rubber or plastics (including synthetic resins)	0	kg	3.170	0	0,00
24.62.10.95.03	Prepared glues and other prepared adhesives, n.e.c.	0	kg	12.455.000	12.145.000	4.195,85
24.63	Manufacture of essential oils					
24.63.10.20.00	Essential oils	0	kg	340	340	179,23
24.66	Manufacture of other chemical products n.e.c.					
24.66.33.30.00	Hydraulic brake fluids and other prepared liquids for hydraulic transmission; not containing or containing < 70% by weight of petroleum oils or oils obtained from bituminous mineral	0	kg	176.140	167.980	991,48
24.66.33.50.00	Anti-freezing preparations and prepared de-icing fluids	0	kg	1.482.200	1.630.230	4.100,11
24.66.46.30.00	Prepared rubber accelerators	0	kg	279.688	279.688	444,11
24.66.48.27.00	Anti-rust preparations containing amines as active constituents	0	kg	0	353	1,60

Type of production: 0 – Production on own account

1 – Contract processing

INDUSTRIAL PRODUCTION IN 2006– THE FIRST RELEASE OF PRODCOM RESULTS

Code	Product and activity	Type of Production	Measuring Unit	Total Production	Production sold	Production value sold (in 1.000 KM)
DH	MANUFACTURE OF RUBBER AND PLASTIC PRODUCTS					
25	Manufacture of rubber and plastic products					
25.1	Manufacture of rubber products					
25.11	Manufacture of rubber tyres and tubes					
25.11.15.50.00	Rubber tyre flaps	0	p/st	112.044	112.044	112,04
25.12	Retreading and rebuilding of rubber tyres					
25.12.10.30.00	Retreaded tyres of rubber of a kind used on motor cars	0	p/st	7.786	6.668	227,51
25.12.10.50.00	Retreaded tyres of rubber of a kind used on buses and lorries	0	p/st	10.981	10.978	3.289,36
25.13	Manufacture of other rubber products					
25.13.30.55.00	Rubber hose reinforced with metal	0	kg	16.905	16.905	140,88
25.13.50.70.00	Rubberized textile fabrics (excluding adhesive tape of a width ≤ 20 cm)	0	kg	5.462	0	0,00
25.13.60.55.00	Household gloves of vulcanised rubber	0	pa	42.000	56.000	58,94
25.13.73.49.00	Rubber-to-metal bonded articles for other uses than for tractors and motor vehicles	0	kg	63.190	57.190	862,60
25.13.73.79.03	Product made of hard rubber	0	kg	21.174	21.174	307,73
25.2	Manufacture of plastic products					
25.21	Manufacture of plastic plates, sheets, tubes and profiles					
25.21.10.70.00	Monofilament with any cross-sectional dimension > 1 mm; rods; sticks and profile shapes of polymers of vinyl chloride (including surface worked but not otherwise worked)	0+1	kg	4.236.452	4.236.452	2.555,69
		0	kg	2.122.226	2.122.226	1.287,16
		1	kg	2.114.226	2.114.226	1.268,54
25.21.21.53.00	Rigid tubes; pipes and hoses of polymers of ethylene	0	kg	4.372.816	4.351.816	21.273,79
25.21.21.55.00	Rigid tubes; pipes and hoses of polymers of propylene	0	kg	296.000	296.160	815,11
25.21.21.57.00	Rigid tubes; pipes and hoses of polymers of vinyl chloride	0	kg	591.200	606.500	2.033,00
25.21.22.20.00	Flexible tubes; pipes and hoses of plastics; with a burst pressure ≥ 27.6 MPa	1	kg	12.816	12.816	34,50
25.21.30.10.00	Other plates..., of polymers of ethylene, not reinforced, thickness ≤ 0.125 mm	0	kg	1.380.607	1.380.607	5.426,00
25.21.30.17.01	Folia sheets and plates of polymers of ethylene	0	kg	3.368.856	3.370.856	11.203,00
25.21.30.29.01	Folia sheets and plates of polymers of propylene	0	kg	1.194.781	1.198.731	4.237,69
25.21.30.29.02	Other plates and stripes, of polypropylene	0	kg	26.617	26.617	245,14
25.21.30.87.00	Plates..., of addition polymerization products	0	kg	30.559	32.092	391,53
25.21.41.20.01	Cellular plates, strips, foils etc. of fibre-reinforced polymers of styrene	0	kg	839.692	675.657	662,14
25.21.41.20.02	Cellular plates, strips... of other polymers of styrene	0	kg	950.710	861.118	3.303,84
25.21.41.50.00	Cellular plates; sheets; film; foil and strip of polyurethanes	0	kg	24.000	25.000	386,84

Type of production: 0 – Production on own account

1 – Contract processing

INDUSTRIAL PRODUCTION IN 2006– THE FIRST RELEASE OF PRODCOM RESULTS

Code	Product and activity	Type of Production	Measuring Unit	Total Production	Production sold	Production value sold (in 1.000 KM)
25.21.42.80.00	Other plates..., non cellular of plastics other than made by polymerization	0	kg	1.003.458	950.458	2.525,00
25.22	Manufacture of plastic packing goods					
25.22.11.00.01	Sacks and bags (incl. cones) ≤ 120 g/m ² of polymers of ethylene	0	kg	836.611	837.787	5.439,42
25.22.11.00.02	Dustbin sacks and bags ≤ 120 g/m ² of polymers of ethylene	0	kg	40.835	40.785	129,85
25.22.11.00.03	Heavy duty sacks and bags > 120 g/m ² of polymers of ethylene	0	kg	645.500	645.500	2.179,00
25.22.11.00.04	Carrier bags of polymers of ethylene	0	kg	506.507	501.957	2.030,87
25.22.11.00.05	Other sacks of polymers of ethylene	0	kg	459.174	449.854	1.892,48
25.22.12.00.04	Other sacks and bags of other plastics	0	kg	15.000	15.000	68,00
25.22.13.00.00	Plastic boxes; cases; crates and similar articles for the conveyance or packing of goods	0	kg	268.000	282.000	1.177,00
25.22.14.50.01	Plastic carboys; bottles; flasks and similar articles for the conveyance or packing of goods, made of polyethylene, of a capacity ≤ 2 litres	0+1	p/st	160.509.485	166.116.710	15.786,88
		0	p/st	129.933.485	135.540.710	15.414,02
		1	p/st	30.576.000	30.576.000	372,86
25.22.14.50.04	Plastic carboys; bottles; flasks and similar articles for the conveyance or packing of goods, made of other plastics, of a capacity ≤ 2 litres	0	p/st	92.046.922	97.312.297	5.039,00
25.22.14.70.01	Plastic carboys; bottles; flasks and similar articles for the conveyance or packing of goods, made of polyethylene, of a capacity > 2 litres	0	p/st	15.781.988	16.884.499	5.617,36
25.22.14.70.02	Baloons, bottles and similar products for transport or packing goods, from polypropylene; content > 2l	0	p/st	1.268.168	1.248.343	227,45
25.22.14.70.03	Plastic carboys; bottles; flasks and similar articles for the conveyance or packing of goods, made of PVC, of a capacity > 2 litres	0	p/st	502.897	0	0,00
25.22.15.25.00	Plastic caps and capsules for bottles	0	kg	34.061	39.038	210,00
25.22.15.27.00	Plastic stoppers; lids; caps and other closures (excluding for bottles)	0	kg	18.230	33.230	77,22
25.22.15.40.00	Other articles for the conveyance or packing of goods of plastics	0	p/st	192.033	328.215	511,10
25.23	Manufacture of builders' ware of plastic					
25.23.12.50.00	Plastic baths; shower-baths, sinks and wash-basins	0	p/st	123	123	79,00
25.23.12.70.00	Plastic lavatory seats and covers	0	p/st	7.000	7.000	100,18
25.23.12.90.00	Plastic bidets; lavatory pans; flushing cisterns and similar sanitary ware (excluding baths; showers-baths, sinks and wash-basins, lavatory seats and covers)	0	p/st	5.000	4.000	49,38
25.23.13.00.00	Plastic reservoirs; tanks; vats; intermediate bulk and similar containers; of a capacity > 300 litres	0	kg	207.000	207.000	387,00
25.23.14.50.01	Plastic windows and their frames, etc. window sills	0+1	p/st	105.320	105.348	38.769,67
		0	p/st	104.824	104.852	38.583,67
		1	p/st	496	496	186,00

Type of production: 0 – Production on own account

1 – Contract processing

INDUSTRIAL PRODUCTION IN 2006– THE FIRST RELEASE OF PRODCOM RESULTS

Code	Product and activity	Type of Production	Measuring Unit	Total Production	Production sold	Production value sold (in 1.000 KM)
25.23.14.50.02	Plastic doors and their thresholds	0+1	p/st	22.558	22.588	18.035,57
		0	p/st	22.170	22.200	17.743,57
		1	p/st	388	388	292,00
25.23.14.70.00	Plastic shutters; blinds and similar articles and parts thereof	0+1	kg	185.326	187.176	1.963,12
		0	kg	183.312	185.162	1.939,12
		1	kg	2.014	2.014	24,00
25.23.15.50.02	External wall lining tiles and boards, made of other plastics	0	kg	226.097	220.644	1.092,27
25.23.15.90.00	Other articles of plastic for construction including rawl plugs and other wall plugs; trunking, ducting and cable trays for electrical circuits	0	kg	171.830	167.830	1.640,83
25.24	Manufacture of other plastic products					
25.24.10.00.00	Plastic articles of apparel and clothing accessories (including gloves; raincoats; aprons; belts and babies' bibs) (excluding headgear)	0	kg	38.000	40.000	425,00
25.24.21.30.00	Self-adhesive strips of plastic with a coating consisting of unvulcanized natural or synthetic rubber; in rolls of a width ≤ 20 cm	0	kg	5.000	5.000	56,00
25.24.23.20.00	Tableware and kitchenware of plastic	0	kg	56.000	11.820	29,17
25.24.23.30.00	Sponges of regenerated cellulose	0	kg	50.000	50.000	519,01
25.24.23.70.00	Other toiletry and household articles of plastics n.e.c.	0	kg	2.507.087	2.484.185	4.442,82
25.24.24.00.00	Plastic parts for lamps; lighting fittings and illuminated signs and name-plates	0	kg	1.573	1.573	45,00
25.24.28.20.00	Plastic fittings for furniture; coachwork or the like	0	kg	22.474	22.958	185,96
25.24.28.30.00	Statuettes and other ornamental articles of plastic (including photograph; picture and similar frames)	0	kg	54.770	48.177	154,17
25.24.28.50.00	Other articles made from sheet	0	kg	1.519	4.263	35,17
25.24.28.70.00	Other articles of plastics or other materials	0+1	kg	2.333.664	2.333.091	10.936,08
		0	kg	1.471.664	1.471.091	9.456,08
		1	kg	862.000	862.000	1.480,00
25.24.90.40.00	Plastic products, parts of apparatus of HS 8535 to 8537, and 8542	0	kg	6.473	6.473	99,52
25.24.90.60.00	Plastic parts and accessories for all land vehicles (excluding for locomotives or rolling stock)	1	kg	32.980	32.980	696,75

DI MANUFACTURE OF OTHER NON-METALLIC MINERAL PRODUCTS
26 Manufacture of other non-metallic mineral products
26.1 Manufacture of glass and glass products
26.12 Shaping and processing of flat glass

26.12.11.90.00	Other glass of HS 7003, 7004 or 7005, bent, edge-worked, engraved, etc.	0	kg	2.343.625	1.932.625	4.094,91
26.12.13.30.00	Multiple-walled insulating units of glass	0	m2	25.342	25.342	1.120,66
26.12.13.90.00	Other glass mirrors, whether or not framed	0	kg	41.040	41.040	130,22

Type of production: 0 – Production on own account

1 – Contract processing

INDUSTRIAL PRODUCTION IN 2006– THE FIRST RELEASE OF PRODCOM RESULTS

Code	Product and activity	Type of Production	Measuring Unit	Total Production	Production sold	Production value sold (in 1.000 KM)
26.2	Manufacture of non-refractory ceramic goods other than for construction purposes; manufacture of refractory ceramic products					
26.23	Manufacture of ceramic insulators and insulating fittings					
26.23.10.35.01	Ceramic electrical insulators, incl. with metallic parts, for overhead power transmission or traction low voltage lines ≤ 1000 V	0	kg	8.000	8.000	135,53
26.23.10.35.02	Ceramic electrical insulators, incl. with metallic parts, for overhead power transmission or traction high voltage lines > 1000 V	0	kg	187.483	189.483	1.048,85
26.24	Manufacture of other technical ceramic products					
26.24.11.00.00	Ceramic wares for laboratory, chemical, technical use, of porcelain or china	0	kg	19.000	20.000	29,86
26.26	Manufacture of refractory ceramic products					
26.26.13.00.00	Refractory cements; mortars; concretes and similar compositions (including refractory plastics, ramming mixes, gunning mixes) (excluding carbonaceous pastes)	0	kg	2.055.000	2.095.000	1.237,00
26.26.14.90.00	Refractory ceramic goods, n.e.c.	0	kg	2.117.459	1.739.459	239,00
26.3	Manufacture of ceramic tiles and flags					
26.30	Manufacture of ceramic tiles and flags					
26.30.10.10.00	Unglazed ceramic mosaic tiles; cubes and similar articles; with a surface area < 49 cm ²	0	m ²	3.465	6.776	547,37
26.4	Manufacture of bricks, tiles and construction products, in baked clay					
26.40	Manufacture of bricks, tiles and construction products, in baked clay					
26.40.11.10.01	Ceramic full brick	0	m ³	262	266	40,00
26.40.11.10.02	Ceramic hollow blocks, with horizontal holes	0	m ³	176.900	179.663	19.565,99
26.40.11.10.03	Ceramic hollow blocks, with vertical holes	0	m ³	255.941	214.963	13.036,68
26.40.11.10.04	Ceramic cavity brick with horizontal cavities	0	m ³	80.604	68.243	4.536,00
26.40.11.10.08	Ceramic insertion bricks	0	m ³	41.306	36.671	1.647,37
26.40.11.30.00	Non-refractory clay flooring blocks; support or filler tiles and the like (excluding of siliceous fossil meals or earths)	0	kg	850.000	890.000	396,00
26.5	Manufacture of cement, lime and plaster					
26.51	Manufacture of cement					
26.51.12.10.00	White Portland cement	0	kg	638.766.000	636.047.000	70.553,00
26.51.12.30.00	Grey Portland cement (including blended cement)	0	kg	587.553.000	588.482.000	69.129,00
26.52	Manufacture of lime					
26.52.10.33.00	Quicklime	0	kg	142.275.048	23.420.240	2.918,37
26.52.10.35.00	Slaked lime	0	kg	75.846.000	59.734.000	5.787,90
26.53	Manufacture of plaster					
26.53.10.00.00	Plasters consisting of calcined gypsum or calcium sulphate (including for use in building, for use in dressing woven fabrics or surfacing paper, for use in dentistry)	0	kg	38.217.000	36.759.000	4.677,81

Type of production: 0 – Production on own account

1 – Contract processing

INDUSTRIAL PRODUCTION IN 2006– THE FIRST RELEASE OF PRODCOM RESULTS

Code	Product and activity	Type of Production	Measuring Unit	Total Production	Production sold	Production value sold (in 1.000 KM)
26.6	Manufacture of articles of concrete, plaster and cement					
26.61	Manufacture of concrete products for construction purposes					
26.61.11.30.01	Building blocks for walls and partitions	0	kg	60.856.103	65.946.724	3.427,80
26.61.11.30.05	Building thermo insulating blocks made of cell concrete (gas and foam concrete)	0	kg	12.519.000	12.529.000	1.925,93
26.61.11.30.06	Terraco concrete elements for construction use	0	kg	1.328.872	1.186.644	184,44
26.61.11.30.07	Concrete roofing tiles and slabs, n.e.c.	0	kg	11.686.070	9.675.062	2.696,18
26.61.11.30.08	Other construction blocks and bricks of cement and concrete (incl. reinforced) or of artificial stone	0	kg	24.738.522	24.577.490	6.782,39
26.61.11.50.00	Tiles; flagstones and similar articles of cement; concrete or artificial stone (excluding building blocks and bricks)	0	kg	14.413.260	14.690.387	1.495,43
26.61.12.00.01	Prefabricated light structural components for building of outdoor walls	0	kg	30.000	54.000	16,00
26.61.12.00.02	Prefabricated light structural components for building of partition walls	0	kg	14.300	45.200	4,00
26.61.12.00.03	Prefabricated light structural components for building of ceilings and attics	0	kg	473.000	461.000	158,00
26.61.12.00.04	Prefabricated light structural components for wall cladding and lining	0	kg	586.075	586.075	1.914,00
26.61.12.00.05	Other light structural components, not reinforced	0	kg	68.988.000	67.909.000	9.305,00
26.61.12.00.06	Other light structural components, reinforced	0	kg	5.485.000	6.217.000	497,00
26.61.12.00.07	Other structural components, for construction and civil works, made of cement and concrete	0	kg	28.295.422	28.028.673	4.235,28
26.61.12.00.08	Other structural components, for construction and civil works, made of artificial stone	0	kg	5.729.000	5.291.000	893,00
26.61.13.00.00	Pipes of cement; concrete or artificial stone	0	kg	23.502.008	23.109.919	5.094,39
26.62	Manufacture of plaster products for construction purposes					
26.62.10.50.00	Boards, sheets, panels, tiles, similar articles of plaster/compositions based on plaster, faced/reinforced with paper/paperboard only, excluding articles agglom. with plaster, ornamented	0	m2	0	18.661	102,00
26.63	Manufacture of ready-mixed concrete					
26.63.10.00.00	Ready-mixed concrete	0+1	kg	726.409.302	661.131.953	31.610,29
		0	kg	698.508.302	654.256.953	31.266,54
		1	kg	27.901.000	6.875.000	343,75
26.64	Manufacture of mortars					
26.64.10.00.01	Facade mortars, ordinary, excl. refractory	0	kg	12.989.419	13.183.719	4.218,25
26.64.10.00.02	Cement mortars, excl. refractory	0	kg	34.156.690	33.284.540	6.318,08
26.64.10.00.03	Mortars and cements, excl. refractory n.e.c.	0	kg	3.288.910	3.261.480	871,13
26.66	Manufacture of other articles of concrete, plaster and cement					
26.66.11.00.00	Articles of plaster or compositions based on plaster, n.e.c.	0	kg	540.000	540.000	1.828,00
26.66.12.00.00	Articles of cement; concrete or artificial stone for non-constructional purposes (including vases; flower pots; architectural or garden ornaments; statues and ornamental goods)	0	kg	13.459.720	13.817.310	1.429,28

Type of production: 0 – Production on own account

1 – Contract processing

INDUSTRIAL PRODUCTION IN 2006– THE FIRST RELEASE OF PRODCOM RESULTS

Code	Product and activity	Type of Production	Measuring Unit	Total Production	Production sold	Production value sold (in 1.000 KM)
26.7	Cutting, shaping and finishing of ornamental and building stone					
26.70	Cutting, shaping and finishing of ornamental and building stone					
26.70.11.00.00	Worked monumental/building stone and articles thereof, in marble, travertine and alabaster excluding tiles, cubes/similar articles, largest surface < 7 cm ² , setts, kerbstones, flagstones	0+1	kg	2.944.723	2.678.560	2.809,60
		0	kg	2.664.723	2.398.560	2.289,60
		1	kg	280.000	280.000	520,00
26.70.12.40.00	Other calcareous stone, nes, cut/sawn, flat/even surface, otherwise worked	0	kg	29.000	12.000	11,00
26.70.12.60.00	Worked monumental or building stone and articles thereof, of granite excluding tiles, cubes and similar articles, largest surface area is < 7 cm ² , setts, kerbstones and flagstones	0	kg	2.674.843	2.270.988	3.584,08
26.70.12.80.00	Worked monumental or building stone and articles thereof (excluding of calcareous stone; granite or slate, tiles; cubes and similar articles; of which the largest surface area is < 7 cm ²)	0	kg	1.761.127	1.783.127	3.486,04
26.8	Manufacture of other non-metallic mineral products					
26.82	Manufacture of other non-metallic mineral products n.e.c.					
26.82.11.93.00	Brake linings and pads of asbestos or other mineral substances	0	kg	0	891	8,91
26.82.12.59.01	Bituminous paper (in rolls)	0	m2	2.203.968	2.193.152	1.535,00
26.82.12.59.02	Bitumen stripes with glass fabric core and other products based on bitumen (in rolls)	0	m2	2.170.245	2.147.825	2.932,00
26.82.12.59.04	Bituminous plastic coated strips, in rolls	0	m2	2.935.950	2.921.115	9.397,00
26.82.13.00.01	Bituminous hot asphalt mixtures	0	kg	527.864.963	484.166.463	41.165,34
26.82.13.00.02	Tar and other bituminous mixtures	0	kg	2.996.134	2.968.875	2.352,00
26.82.13.00.03	Bituminous hot asphalt mixtures	1	kg	115.160.000	8.250.000	660,00
DJ	MANUFACTURE OF BASIC METALS AND FABRICATED METAL PRODUCTS					
27	Manufacture of basic metals					
27.1	Manufacture of basic iron and steel and of ferro-alloys					
27.10	Manufacture of basic iron and steel and of ferro-alloys					
27.10.13.20.00	Ferrous scrap	0	kg	1.318.000	1.318.000	545,00
27.10.20.90.00	Other ferro alloys n.e.c.	0	kg	14.747.000	16.934.000	39.008,00
27.10.31.22.00	Other ingots, primary forms and long semi-finished products including blanks (of non-alloy steel)	0	kg	469.122.000	0	0,00
27.10.43.30.00	Forged bars (of stainless steel)	0	kg	8.221.000	7.708.000	21.906,00
27.10.60.30.00	Hot rolled flat products in coil (narrow or slit strip) of a width of less than 600 mm (of steel other than of stainless steel or of high speed steel)	0	kg	263.439.000	197.319.000	167.825,00
27.10.72.30.00	Electrolytically metal coated sheet and strip of a width of 600 mm or more	0	kg	696.000	683.000	1.770,00
27.10.83.10.00	Hot rolled concrete reinforcing bars	0	kg	269.266.881	260.844.881	226.917,00
27.10.83.50.00	Hot rolled and forged light sections of a web height of less than 80 mm and angles	0+1	kg	12.532.000	12.433.000	14.615,30

Type of production: 0 – Production on own account

1 – Contract processing

INDUSTRIAL PRODUCTION IN 2006– THE FIRST RELEASE OF PRODCOM RESULTS

Code	Product and activity	Type of Production	Measuring Unit	Total Production	Production sold	Production value sold (in 1.000 KM)
		0	kg	5.710.000	5.611.000	11.946,00
		1	kg	6.822.000	6.822.000	2.669,30
27.10.83.64.00	Hot rolled bars (excluding hollow drill bars and rods) of non-alloy steel (of other than of free-cutting steel)	0	kg	666.000	657.000	637,00
27.10.91.30.00	H-sections of a web height of 80 mm or more (of non-alloy steel)	0	kg	4.985.000	4.853.000	4.780,00
27.2	Manufacture of tubes					
27.22	Manufacture of cast iron tubes					
27.22.10.10.00	Seamless tubes and pipes, of circular cross-section, of stainless steel	0	kg	317	317	1,81
27.22.10.70.00	Welded tubes and pipes, of circular cross-section, of stainless steel, of an external diameter ≤ 406,4 mm	0	kg	365.376	365.376	2.024,57
27.22.10.81.00	Precision tubes and pipes, of circular cross-section, of non-alloy steel, cold formed and welded or cold formed and cold drawn or cold rolled after welding, of an external diameter ≤ 406,4 mm and a wall thickness ≤ 2 mm	0	kg	9.116.376	7.534.824	7.986,91
27.22.10.86.00	Precision tubes and pipes, of circular cross-section, of non-alloy steel, cold formed and welded or cold formed and cold drawn or cold rolled after welding, of an external diameter ≤ 406,4 mm and a wall thickness > 2 mm	0	kg	31.761.200	27.890.440	28.478,44
27.22.10.92.00	Tubes and pipes, of circular cross-section, of steel other than stainless steel, hot or cold formed and welded, riveted or similarly closed, of an external diameter ≤ 406,4 mm	0	kg	20.966.229	12.601.411	13.591,07
27.22.10.94.00	Tubes and pipes, of square or rectangular cross-section, of steel, hot or cold formed and welded, of a wall thickness ≤ 2 mm	0	kg	13.463.388	12.066.309	12.557,29
27.22.10.96.00	Tubes and pipes, of square or rectangular cross-section, of steel, hot or cold formed and welded, of a wall thickness > 2 mm	0	kg	7.144.812	5.793.805	6.016,09
27.3	Other first processing of iron and steel					
27.32	Cold rolling of narrow strip					
27.32.10.16.00	Cold rolled narrow strip of alloy steel other than stainless and electrical steel, of a width of < 600 mm	1	kg	4.536.000	4.536.000	205,34
27.34	Wire drawing					
27.34.11.30.00	Iron or non-alloy steel wire containing <0.25% of carbon including crimping wire excluding stranded wire, barbed wire used for fencing - duplex wire - saw-tooth wire, insulated electric wire	0	kg	7.120.745	6.923.316	8.296,78
27.34.11.50.00	Iron or non-alloy steel wire containing 0.25-0.6% of carbon including crimped wire excluding stranded wire, barbed wire used for fencing, duplex wire, saw-tooth wire, insulated electric wire	0	kg	1.664.898	1.691.238	2.836,48
27.34.11.70.00	Iron or non-alloy steel wire containing ≥0.6% of carbon including crimping wire excluding stranded wire, barbed wire used for fencing, duplex wire, saw-tooth wire, insulated electric wire	0	kg	1.839.346	1.901.177	3.041,50

Type of production: 0 – Production on own account

1 – Contract processing

INDUSTRIAL PRODUCTION IN 2006– THE FIRST RELEASE OF PRODCOM RESULTS

Code	Product and activity	Type of Production	Measuring Unit	Total Production	Production sold	Production value sold (in 1.000 KM)
27.34.12.50.00	Alloy steel wire (excluding stranded wire, barbed wire of a kind used for fencing, duplex wire, saw-tooth wire, insulated electric wire, of stainless steel)	0	kg	2.022.900	1.155.892	188,00
27.4	Manufacture of basic precious and non-ferrous metals					
27.42	Aluminium production					
27.42.11.30.00	Unwrought non-alloy aluminium (excluding powders and flakes)	0	kg	52.206.000	51.695.000	208.472,00
27.42.11.53.00	Unwrought aluminium alloys in primary form (excluding aluminium powders and flakes)	0	kg	83.984.000	82.840.000	346.767,00
27.42.12.00.00	Aluminium oxide (excluding artificial corundum)	1	kg	393.580.000	393.580.000	121.471,57
27.42.22.50.00	Aluminium alloy bars; rods; profiles and hollow profiles (excluding rods and profiles prepared for use in structures)	0	kg	8.365.663	8.187.734	68.685,71
27.43	Lead, zinc and tin production					
27.43.11.30.00	Refined unwrought lead (excluding lead powders or flakes)	0	kg	858	558	1,98
27.43.11.50.00	Unwrought lead containing antimony (excluding lead powders or flakes)	0	kg	33.090	31.562	86,72
27.43.12.30.00	Unwrought non-alloy zinc (excluding zinc dust; powders and flakes)	0	kg	2.648	2.648	17,91
27.43.12.50.00	Unwrought zinc alloys (excluding zinc dust; powders and flakes)	1	kg	872	872	0,87
27.43.21.00.00	Lead bars, rods, profiles and wire (excluding coated rods, cast rods intended for rolling, drawing or for re-casting into shaped articles, bars and rods by sintering, insulated electric wire)	0	kg	2.690	2.690	8,79
27.43.22.00.00	Lead plates; sheets; strip and foil; lead powders and flakes (excluding lead powders or flakes prepared as colours; paints or the like, insulated electric strip)	0	kg	6.628	6.273	24,59
27.43.23.00.00	Lead tubes, pipes, and tube or pipe fittings (couplings, elbows, sleeves)	0	kg	10.265	9.446	38,75
27.43.25.50.00	Zinc plates, sheets, strip and foil (excluding foil <0.15mm thick, stamping foils/plates, sheets and strip >0.15mm thick, prepared printing plates, expanded metal, insulated electric strip)	0	kg	1.685	1.685	3,87
27.43.27.00.00	Tin bars, rods, profiles and wires	0	kg	10.885	9.562	120,35
27.44	Copper production					
27.44.22.00.01	Other copper and copper alloy bars, rods and profiles, drawn and pressed	0	kg	3.882	3.937	53,07
27.44.22.00.02	Drawn and pressed bars, rods and profiles made of bronze and other copper alloys	0	kg	17.327	20.051	351,28
27.44.23.50.00	Copper wire with cross-sectional dimension > 0.5 mm, < 6 mm (excluding twine or cord reinforced with wire, stranded wire and cables)	0	kg	4.776	5.113	65,25
27.44.24.00.00	Copper and copper alloy plates, sheets and strip of a thickness > 0.15 mm (excluding expanded copper metal, insulated electric strip)	1	kg	78.248	78.248	1.134,60

Type of production: 0 – Production on own account

1 – Contract processing

INDUSTRIAL PRODUCTION IN 2006– THE FIRST RELEASE OF PRODCOM RESULTS

Code	Product and activity	Type of Production	Measuring Unit	Total Production	Production sold	Production value sold (in 1.000 KM)
27.5	Casting of metals					
27.51	Casting of iron					
27.51.11.90.00	Parts for other utilisation (malleable iron casting)	0	kg	13.000	3.000	14,00
27.51.12.90.00	Ductile iron castings for locomotives/rolling stock/parts, use other than in land vehicles, bearing housings, plain shaft bearings, piston engines, gearing, pulleys, clutches, machinery	0	kg	838.895	794.310	2.600,00
27.51.13.90.00	Grey iron castings for locomotives/rolling stock/parts, use other than in land vehicles, bearing housings, plain shaft bearings, piston engines, gearing, pulleys, clutches, machinery	0	kg	3.155.609	2.821.464	5.216,03
27.52	Casting of steel					
27.52.10.30.00	Steel castings for bearing housings and plain shaft bearings (excluding for bearing housings incorporating ball or roller bearings)	0	kg	900.000	905.000	3.692,00
27.52.10.90.00	Steel castings for locomotives/rolling stock/parts, use other than in land vehicles, bearing housings, plain shaft bearings, piston engines, gearing, pulleys, clutches, machinery	0	kg	3.374.000	2.989.000	13.347,52
27.53	Casting of light metals					
27.53.10.10.00	Light metal castings for land vehicles excluding for locomotives or rolling stock, construction industry vehicles	0	kg	4.778.994	4.850.291	20.481,00
27.53.10.50.00	Light metal castings for machinery and mechanical appliances excluding for piston engines, turbojets, gas turbines, lifting/handling equipt., construction industry machinery/vehicles	1	kg	40.181	40.181	387,48
27.54	Casting of other non-ferrous metals					
27.54.10.50.00	Non-ferrous cast parts, other than of light metals, for machinery and mechanical appliances excluding for piston engines	0	kg	68.000	68.000	444,19
27.54.10.90.00	Parts for other utilisation	0	kg	62.154	57.342	483,00
28	Manufacture of fabricated metal products, except machinery and equipment					
28.1	Manufacture of structural metal products					
28.11	Manufacture of metal structures and parts of structures					
28.11.10.30.01	Prefabricated buildings, (incl. lightweight construction halls), made of iron or steel	0	kg	5.989.620	5.862.770	17.761,83
28.11.10.30.02	Prefabricated shops, made of iron or steel	0	kg	1.000	1.000	3,07
28.11.10.30.03	Prefabricated living containers and metallic houses, made of iron or steel	0	kg	1.056.000	1.059.000	3.953,70
28.11.10.30.04	Other prefabricated buildings, made of iron or steel	0	kg	2.148.170	2.010.755	4.764,45
28.11.10.50.00	Prefabricated buildings, of aluminium	0	kg	22.500	22.500	34,36
28.11.21.00.00	Iron or steel bridges and bridge-sections	0	kg	926.360	788.360	2.507,00
28.11.22.00.02	Iron or steel truss beam support masts for high voltage transmission lines	0	kg	8.263.000	6.891.000	5.702,16
28.11.22.00.03	Iron or steel truss beam support masts for lighting	0	kg	2.010.142	2.002.576	4.081,11
28.11.22.00.04	Other iron or steel truss beam towers and	0	kg	2.943.290	2.790.290	4.885,61

Type of production: 0 – Production on own account

1 – Contract processing

INDUSTRIAL PRODUCTION IN 2006 – THE FIRST RELEASE OF PRODCOM RESULTS

Code	Product and activity	Type of Production	Measuring Unit	Total Production	Production sold	Production value sold (in 1.000 KM)
	masts					
28.11.23.10.01	Facade scaffoldings made of iron or steel	0	kg	1.317.205	1.327.605	1.710,48
28.11.23.10.02	Other supports for bearing walls made of iron or steel	0	kg	2.356.000	2.172.000	3.033,38
28.11.23.10.03	Propping frames and structures (excl. arches) made of iron or steel	0+1	kg	8.555.355	7.809.056	9.288,40
		0	kg	8.007.703	7.261.404	9.031,11
		1	kg	547.652	547.652	257,29
28.11.23.10.04	Mine pits support and propping structures, of iron or steel	0	kg	1.039.000	1.039.000	1.922,00
28.11.23.10.05	Other supports and propping n.e.c., of iron or steel	0	kg	1.527.040	1.527.040	1.955,33
28.11.23.40.00	Structures, solely or principally of iron or steel sheet comprising two walls of profiled (ribbed) sheet with an insulating core (excluding prefabricated buildings)	0+1	kg	2.451.729	2.422.129	3.125,84
		0	kg	2.154.206	2.124.606	2.907,43
		1	kg	297.523	297.523	218,41
28.11.23.50.01	Steel roofs structures, principally of metal sheets	0	kg	554.906	548.488	1.900,70
28.11.23.50.02	Tin ducts and chimneys, principally of metal sheets	0	kg	540.310	538.631	2.162,58
28.11.23.50.03	Other structure elements, principally of metal sheets, n.e.c.	0	kg	6.509.268	6.411.938	6.571,36
28.11.23.60.01	Silos and bins, of iron or steel	0	kg	134.920	130.920	271,00
28.11.23.60.02	Other structures of iron or steel, n.e.c.	0+1	kg	9.115.386	9.150.340	21.873,97
		0	kg	8.372.790	8.407.744	19.882,97
		1	kg	742.596	742.596	1.991,00
28.11.23.70.00	Aluminium structure and parts of structures..., n.e.c.	0	kg	161.020	167.685	4.381,16
28.11.91.00.00	Installation in situ of self produced metal structures	0+1	ef.hrs	1.017.757	1.017.757	10.750,34
		0	ef.hrs	857.091	857.091	9.076,19
		1	ef.hrs	160.666	160.666	1.674,15
28.12	Manufacture of builders' carpentry and joinery of metal					
28.12.10.30.01	Doors, their frames and thresholds, shutters and wings, of iron or steel	0+1	p/st	4.413	4.413	2.650,77
		0	p/st	3.106	3.106	1.736,77
		1	p/st	1.307	1.307	914,00
28.12.10.30.03	Other windows of iron or steel	0	p/st	895	895	297,00
28.12.10.30.04	Glazed windows, of iron or steel	0	p/st	950	1.050	437,95
28.12.10.50.01	Doors, their frames and thresholds, shutters and wings, of aluminium	0+1	p/st	11.349	11.360	10.700,53
		0	p/st	11.325	11.336	10.679,53
		1	p/st	24	24	21,00
28.12.10.50.02	Windows, of aluminium	0+1	p/st	9.329	9.329	5.549,02
		0	p/st	9.325	9.325	5.548,02
		1	p/st	4	4	1,00
28.12.10.50.03	Glazed windows, of aluminium	0	p/st	5.737	5.698	2.700,72

Type of production: 0 – Production on own account

1 – Contract processing

INDUSTRIAL PRODUCTION IN 2006– THE FIRST RELEASE OF PRODCOM RESULTS

Code	Product and activity	Type of Production	Measuring Unit	Total Production	Production sold	Production value sold (in 1.000 KM)
28.2	Manufacture of tanks, reservoirs and containers of metal; manufacture of central heating radiators and boilers					
28.21	Manufacture of tanks, reservoirs and containers of metal					
28.21.11.10.00	Iron or steel reservoirs, tanks, vats and similar containers for gases, of a capacity > 300 litres (excluding compressed or liquefied gas, fitted with mechanical or thermal equipment)	0	kg	58.000	58.000	188,00
28.21.11.20.00	Iron or steel reservoirs, tanks, vats and similar containers lined or heat-insulated, for liquids, of a capacity > 300 litres (excluding fitted with mechanical or thermal equipment)	0	kg	2.820.054	2.815.984	5.554,71
28.21.11.30.00	Iron or steel reservoirs, tanks, vats and similar containers for liquids, of a capacity > 300 litres (excluding fitted with mechanical or thermal equipment, lined or heat insulated)	0	kg	519.178	651.178	1.146,09
28.21.11.70.00	Aluminium reservoirs, tanks, vats and similar containers for gases, of a capacity > 300 litres (excluding compressed or liquefied gas, fitted with mechanical or thermal equipment)	0	kg	50.000	50.000	160,00
28.21.12.30.00	Iron or steel containers for compressed or liquefied gas (excluding steam accumulators)	0	kg	329.500	329.500	1.185,00
28.21.92.00.00	Repair and maintenance of metal tanks, reservoirs, vats and other containers	0+1	ef.hrs	120.502	120.502	1.055,00
		0	ef.hrs	24.605	24.605	492,09
		1	ef.hrs	95.897	95.897	562,92
28.22	Manufacture of central heating radiators and boilers					
28.22.11.50.01	Radiators for central heating system (for hot water), of iron or steel	0	kg	0	20.218	50,14
28.22.12.00.02	Other boilers for central heating, using liquid fuels	0	p/st	0	2	2,83
28.22.12.00.03	Boilers for central heating, using solid and other types of fuels	0	p/st	6.033	5.824	8.162,78
28.22.13.00.00	Parts of boilers for central heating	0	kg	56.500	56.500	525,58
28.3	Manufacture of steam generators, except central heating hot water boilers					
28.30	Manufacture of steam generators, except central heating hot water boilers					
28.30.12.30.00	Auxiliary plan for use with boilers of 84.02 or 84.03, used	0	kg	4.271	4.271	17,08
28.30.91.00.00	Installation services of steam generators (excluding central heating hot water boilers), including installation services for metal pipe systems in industrial plants	0+1	ef.hrs	95.648	95.648	801,54
		0	ef.hrs	94.452	94.452	791,37
		1	ef.hrs	1.196	1.196	10,17
28.30.92.00.00	Repair and maintenance services of steam generators (excluding central heating hot water boilers) and of systems of metal pipes in industrial plants	0+1	ef.hrs	70.841	70.841	626,86
		0	ef.hrs	55.863	55.863	529,50
		1	ef.hrs	14.978	14.978	97,36

Type of production: 0 – Production on own account

1 – Contract processing

INDUSTRIAL PRODUCTION IN 2006– THE FIRST RELEASE OF PRODCOM RESULTS

Code	Product and activity	Type of Production	Measuring Unit	Total Production	Production sold	Production value sold (in 1.000 KM)
28.4	Forging, pressing, stamping and roll forming of metal; powder metallurgy					
28.40	Forging, pressing, stamping and roll forming of metal; powder metallurgy					
28.40.11.51.00	Parts of land vehicles of HS 87 (cold extrusion of steel)	0	kg	20.850	20.850	87,00
28.40.11.54.00	Cold extrusion steel parts for machinery and mechanical appliances excluding for piston engines	0	kg	149.000	146.000	446,41
28.40.11.57.00	Works of HS 7326; parts of vehicles and apparatus for fixture tracks and land vehicles and air crafts of HS 86, 87, 88 (cold extrusion of steel)	0	kg	222.483	213.211	879,00
28.40.12.10.00	Drop forged (and precision forged) steel parts for land vehicles excluding locomotives and rolling stock	0+1	kg	575.866	561.718	1.198,99
		0	kg	430.260	426.687	862,99
		1	kg	145.606	135.031	336,00
28.40.12.30.00	Parts of piston engines and mechanical engineering of HS 8483 (drop forging of steel)	0+1	kg	58.632	41.993	244,00
		0	kg	30.216	13.669	61,00
		1	kg	28.416	28.324	183,00
28.40.13.30.00	Steel sheet forming parts for machinery and mechanical appliances excluding for piston engines	0	kg	16.000	16.000	44,00
28.40.13.50.00	Articles of HS 7323, 7326; parts of furn. of HS 9403; parts of land vehicles and track fixtures of 86; apparatus of 90 (sheet met. formings of non-fer. met.)	0	kg	438.580	438.580	1.794,89
28.40.13.70.00	Household articles, parts of mechanical engineering, apparatus, furniture and vehicles of HS 84, 85, 86, 88, 94 (sheet metal formings of non-ferrous metal)	0	kg	4.218.000	4.218.000	10.975,00
28.5	Treatment and coating of metals; general mechanical engineering					
28.51	Treatment and coating of metals					
28.51.11.30.00	Metallic coating by immersion in molten metals (zinc galvanizing or tin dipping)	0	ef.hrs	267	267	5,34
28.51.11.70.00	Metallic coating in zinc by electrolysis	0	ef.hrs	98.000	98.000	3.907,50
28.51.11.90.00	Metallic coating by electrolysis or chemical treatments of metals other than zinc (including nickel, copper, chromium, precious metals, etc.)	1	ef.hrs	2.800	2.800	56,00
28.51.12.50.00	Other coatings (phosphating etc.)	1	ef.hrs	52.000	52.000	358,08
28.51.21.00.00	Heat treatment of metals (excluding metallic coating, plastic coating)	0	ef.hrs	36.000	36.000	360,00
28.51.22.90.00	Other metallic surface treatments	0+1	ef.hrs	37.412	37.412	384,46
		0	ef.hrs	36.000	36.000	360,00
		1	ef.hrs	1.412	1.412	24,46
28.52	General mechanical engineering					
28.52.10.03.00	Turning of metal parts for machinery and mechanical appliances	0+1	ef.hrs	208.686	208.686	1.488,84
		0	ef.hrs	98.186	98.186	715,84
		1	ef.hrs	110.500	110.500	773,00

Type of production: 0 – Production on own account

1 – Contract processing

INDUSTRIAL PRODUCTION IN 2006– THE FIRST RELEASE OF PRODCOM RESULTS

Code	Product and activity	Type of Production	Measuring Unit	Total Production	Production sold	Production value sold (in 1.000 KM)
28.52.10.05.00	Turning of metal parts for land vehicles (excluding for locomotives or rolling stock, made by casting, forging, pressing, stamping, roll forming or powder metallurgy)	0	cf.hrs	247.795	247.795	5.773,13
28.52.10.07.00	Turning of metal parts for aircraft, spacecraft and satellites	1	cf.hrs	40.148	40.148	642,38
28.52.20.00.00	General mechanical engineering services (excluding turning of metal parts)	1	cf.hrs	27.190	27.190	293,12
28.6	Manufacture of cutlery, tools and general hardware					
28.61	Manufacture of cutlery					
28.61.14.40.00	Table flatware (excluding table knives, including fish-knives and butter-knives) and similar tableware of stainless steel or other base metal	0	p/st	49.919	49.848	8,93
28.62	Manufacture of tools					
28.62.10.10.00	Spades and shovels	0	kg	63.000	63.000	297,00
28.62.10.20.00	Forks of a kind used in agriculture, horticulture or forestry	0	kg	25.000	25.000	103,00
28.62.10.30.01	Mattocks and hoes	0	kg	69.000	69.000	424,00
28.62.10.30.02	Hoes	0	kg	25.000	25.000	103,00
28.62.10.30.03	Rake	0	kg	25.000	25.000	103,00
28.62.10.40.00	Axes, bill hooks and similar hewing tools (excluding ice axes)	0	kg	48.000	48.000	268,00
28.62.10.70.00	Other hand tools (excluding clasp knives) for agriculture, horticulture or forestry	0	kg	25.000	25.000	103,00
28.62.30.55.00	Hammers and sledge hammers with working part of metal	0	kg	9.443	9.469	83,86
28.62.30.65.00	Household hand tools	0	kg	5.000	5.000	20,00
28.62.30.73.00	Other tools for masons, moulders, cement workers, plasterers and painters	0	kg	5.000	5.000	10,00
28.62.30.77.00	Other hand tools (including cartridge operated riveting) wallplugging and similar hand tools	0	kg	34.500	34.500	371,00
28.62.30.85.00	Vices, clamps and the like	0	kg	44.200	22.168	264,88
28.62.40.14.00	Tapping tools for working metal	0+1	kg	151.275	165.275	5.812,53
		0	kg	151.000	165.000	5.724,80
		1	kg	275	275	87,73
28.62.40.16.00	Threading tools for working metal	0	kg	62.000	64.000	1.575,50
28.62.40.27.00	Drilling tools with working part of sintered metal carbide, for working metal excluding unmounted sintered metal carbide plates, sticks, tips and the like for tools	0	kg	82.000	73.000	1.083,70
28.62.40.48.00	Broaching tools for working metal, with working part of materials other than diamond or agglomerated diamond	0	kg	402.000	377.000	12.778,83
28.62.40.69.00	Milling tools (excluding for working metal)	0	kg	16.800	16.800	310,00
28.62.40.71.00	Turning tools with working part of sintered metal carbide, for working metal excluding unmounted sintered metal carbide plates, sticks, tips and the like for tools	0	kg	54.000	59.000	873,66
28.62.50.33.00	Pressing, stamping or punching tools for working metal (excluding work and tool holders for machines or hand tools)	0	kg	32.000	32.000	821,38

Type of production: 0 – Production on own account

1 – Contract processing

INDUSTRIAL PRODUCTION IN 2006– THE FIRST RELEASE OF PRODCOM RESULTS

Code	Product and activity	Type of Production	Measuring Unit	Total Production	Production sold	Production value sold (in 1.000 KM)
28.63	Manufacture of locks and hinges					
28.63.11.50.00	Base metal motor vehicle locks	0	kg	673	849	27,00
28.63.13.30.00	Base metal clasps and frames with clasps, with locks (excluding fasteners and clasps for handbags, brief-cases and executive-cases)	0	kg	4.000	4.000	247,00
28.63.14.40.00	Base metal mountings, fittings and similar articles suitable for buildings (excluding hinges, castors, locks, keys, spy holes fitted with optical elements and key operated door bolts)	0	kg	262.032	243.448	277,00
28.7	Manufacture of other fabricated metal products					
28.72	Manufacture of light metal packaging					
28.72.13.30.00	Iron or steel crown corks	0	p/st	9.077.000	9.122.000	68,53
28.72.13.70.00	Base metal closures, stoppers, caps and lids (excluding of lead, crown corks, aluminium closures, stoppers, caps and lids of a diameter > 21 mm)	0	kg	110.009	105.302	2.535,00
28.73	Manufacture of wire products					
28.73.11.30.00	Iron or steel stranded wire, ropes and cables (including stranded wires and wire ropes with or without attached fittings not electrically insulated) (excluding electrically insulated)	0	kg	502.000	500.000	2.800,20
28.73.11.50.00	Iron or steel plaited bands, slings and the like (excluding electrically insulated)	0	kg	4.967	3.887	8,92
28.73.12.30.00	Barbed wire and barbed wire entanglements made from steel or steel wire	0	kg	192.400	196.500	294,00
28.73.13.20.00	Welded grill, netting and fencing manufactured from wire of a diameter of ≥ 3 mm, with mesh size of ≥ 100 cm ² including with a backing of paper as used in cementing and plastering	0	kg	119.551.634	113.904.202	111.173,07
28.73.13.30.00	Welded grill, netting and fencing, manufactured from wire < 3 mm diameter (including with a backing of paper as used in cementing and plastering)	0+1	kg	18.198.214	18.198.214	21.684,50
		0	kg	11.375.783	11.375.783	15.140,22
		1	kg	6.822.431	6.822.431	6.544,28
28.73.13.43.00	Woven, not welded, wire mesh, grill, netting and fencing (excluding plastic coated)	0	kg	29.000	37.000	49,94
28.73.14.10.00	Iron or steel drawing pins (excluding with copper or copper heads)	0	kg	65.987	65.173	710,00
28.73.14.50.00	Other nails or tacks cold-pressed from wire, of iron or steel, excluding plated or coated with white zinc, hardened, in strips or coils,...	0	kg	190.120	235.230	278,77
28.73.14.60.00	Iron or steel nails, tacks, corrugated nails or staples excluding cold-pressed from wire, with copper or copper alloy heads - staples in strips for use in offices, upholstery and packaging	0	kg	224.307	225.240	370,24
28.73.15.10.00	Base metal coated electrodes for electric arc-welding	0	kg	173.718	276.605	921,15
28.73.15.70.00	Base metal wire and rods of agglomerated base powder, used for metal spraying (including parts)	0	kg	16.000	16.000	15,74

Type of production: 0 – Production on own account

1 – Contract processing

INDUSTRIAL PRODUCTION IN 2006 – THE FIRST RELEASE OF PRODCOM RESULTS

Code	Product and activity	Type of Production	Measuring Unit	Total Production	Production sold	Production value sold (in 1.000 KM)
28.74	Manufacture of fasteners, screw machine products, chain and springs					
28.74.11.13.00	Screws, turn. from bars... of a shank thickness ≤ 6 mm	0	kg	138.680	238.839	693,77
28.74.11.85.00	Stainless steel nuts (excluding those turned from bars, rods, profiles, or wire, of solid section, of a hole diameter ≤ 6 mm)	0	kg	37.100	42.100	64,00
28.74.11.90.00	Threaded articles, nes, of iron or steel	0	kg	2.410.850	2.410.000	1.210,00
28.74.12.30.00	Iron or steel washers (excluding spring washers and other lock washers)	0	kg	23.080	24.280	332,52
28.74.14.13.00	Iron or steel hot-worked laminated leaf-springs and leaves therefor	0	kg	1.595.980	1.595.980	560,78
28.74.14.55.00	Iron or steel discs springs	0	kg	423.654	423.804	1.047,00
28.74.20.50.00	Iron or steel chain excluding articulated link chain, skid chain, stud-link and welded link chain - chain saws, or other articles in which chains play a subsidiary role, surveying chains	0	kg	161.000	154.000	680,02
28.75	Manufacture of other fabricated metal products n.e.c.					
28.75.11.27.00	Baths of iron or steel	0+1	p/st	17.649	12.466	893,99
		0	p/st	3.157	2.846	382,00
		1	p/st	14.492	9.620	511,99
28.75.11.31.00	Sanitary ware and parts of sanitary ware of iron or steel	1	kg	103.911	88.223	554,28
28.75.12.23.00	Table articles... of stainless steel	1	kg	153.000	153.000	1.131,41
28.75.12.55.00	Table, kitchen, household articles, parts thereof... of aluminium, cast	0	kg	1.250	1.250	24,76
28.75.12.80.00	Iron or steel wool, pot scourers and scouring or polishing pads, and gloves and the like	0	kg	9.000	9.000	114,05
28.75.23.50.00	Base metal staples in strips for use in offices, upholstery and packaging	0	kg	15.203	15.203	73,59
28.75.27.19.00	Cast articles of iron or steel, n.e.c.	0	kg	261.850	221.711	681,15
28.75.27.22.00	Forged or stamped articles of iron or steel, n.e.c.	0	kg	653.373	15.915	43,88
28.75.27.33.00	Iron or steel pallets and similar platforms for handling goods	0	kg	47.950	44.825	80,29
28.75.27.37.00	Iron or steel non-mechanical ventilators, guttering, hooks and similar articles used in the building industry (excluding forged or stamped)	0	kg	63.310	67.210	72,93
28.75.27.49.00	Other ware	0+1	kg	5.675.132	5.013.188	4.878,39
		0	kg	5.194.984	4.533.040	4.081,16
		1	kg	480.148	480.148	797,23
28.75.27.53.00	Cast aluminium articles such as inspection traps, gutters and gutter spouts, ladders and steps, thimbles, venetian blinds, cigarette cases, cosmetic or powder boxes and cases	0	kg	24.607	24.607	492,24
28.75.27.55.00	Aluminium articles; inspection traps, gutters and gutter spouts, ladders and steps, thimbles, venetian blinds, cigarette cases, cosmetic/powder boxes and cases excluding of cast aluminium	0	kg	28.080	28.080	320,56
28.75.27.69.00	Other articles of nickel, n.e.c.	1	kg	3.150	3.150	99,15

Type of production: 0 – Production on own account

1 – Contract processing

INDUSTRIAL PRODUCTION IN 2006 – THE FIRST RELEASE OF PRODCOM RESULTS

Code	Product and activity	Type of Production	Measuring Unit	Total Production	Production sold	Production value sold (in 1.000 KM)
28.75.27.83.00	Iron or steel flexible tubing (excluding rubber tubing incorporating or fitted with external metallic reinforcements, flexible tubing made into the form of machinery or vehicle parts)	0	kg	32.182	24.324	74,16
28.75.27.87.00	Base metal sign-plates, name-plates, address-plates and similar plates, numbers, letters and other symbols (excluding illuminated)	0	kg	28.084	24.194	510,70
DK MANUFACTURE OF MACHINERY AND EQUIPMENT N.E.C.						
29	Manufacture of machinery and equipment n.e.c.					
29.1	Manufacture of machinery for the production and use of mechanical power, except aircraft, vehicle and cycle engines					
29.11	Manufacture of engines and turbines, except aircraft, vehicle and cycle engines					
29.11.92.00.00	Repair and maintenance of engines and turbines (excluding aircraft, vehicle and cycle engines)	0	ef.hrs	122.933	122.933	1.580,44
29.12	Manufacture of pumps and compressors					
29.12.21.70.00	Fuel, lubricating or cooling-medium pumps for internal combustion engines	0	p/st	327.384	313.231	12.717,00
29.12.36.30.00	Reciprocating displacement compressors having a gauge pressure capacity ≤ 15 bar, giving a flow ≤ 60 m ³ /hour	0	p/st	120	140	457,62
29.12.36.70.00	Reciprocating displacement compressors having a gauge pressure capacity > 15 bar, giving a flow per hour ≤ 120 m ³	0	p/st	13	7	274,90
29.12.41.30.00	Pneumatic equipment, spare parts and parts for assembly	0	kg	256.000	256.000	1.522,32
29.12.41.50.00	Hydraulic equipment, spare parts and parts for assembly	0	kg	16.000	16.000	378,85
29.12.91.00.00	Installation of pumps and compressors	0	ef.hrs	761.940	761.940	38,10
29.14	Manufacture of bearings, gears, gearing and driving elements					
29.14.10.53.00	Tapered roller bearings (including cone and tapered roller assemblies)	0	kg	4.700	5.711	218,55
29.14.24.32.00	Gear boxes for stationary equipment, spur and helical gear boxes	0	kg	806	806	86,12
29.14.24.40.00	Other gear boxes	0	kg	7.000	7.000	293,00
29.14.31.30.00	Balls, needles and rollers for ball or roller bearings	0	kg	1.411.000	1.110.000	6.028,00
29.14.33.50.00	Parts of transmission, cam and crankshafts, cranks, plain shaft bearings, gears, ball/roller screws, gearboxes, torque converters, flywheels, pulleys, clutches, shaft couplings, universal joints	0	kg	7.000	7.000	105,00

Type of production: 0 – Production on own account

1 – Contract processing

INDUSTRIAL PRODUCTION IN 2006– THE FIRST RELEASE OF PRODCOM RESULTS

Code	Product and activity	Type of Production	Measuring Unit	Total Production	Production sold	Production value sold (in 1.000 KM)
29.2	Manufacture of other general purpose machinery					
29.21	Manufacture of furnaces and furnace burners					
29.21.92.00.00	Repair and maintenance of furnaces and furnace burners	1	ef.hrs	51.718	51.718	595,00
29.22	Manufacture of lifting and handling equipment					
29.22.11.50.00	Manually operated chain hoists (excluding of a kind used for raising vehicles, powered by an electric motor)	0	p/st	18	22	23,05
29.22.13.50.00	Hydraulic jacks and hoists for raising vehicles (excluding those for use in garages)	0	p/st	400	400	61,67
29.22.15.35.00	Self-propelled fork-lift trucks, rough terrain and other trucks, non-electric powered, with a lifting height <1m	0	p/st	979.632	979.632	54,42
29.22.19.30.00	Parts of machinery of HS 8425, 8427 and 8428 (excluding lift, skip hoists or escalators)	0	kg	6.122.745	6.122.745	136,06
29.22.19.70.00	Parts for self-propelled work trucks, for the short distance transport of goods; tractors used on railway platforms excluding for trucks fitted with lifting/handling equipt.	0	kg	12.000	12.000	38,00
29.23	Manufacture of non-domestic cooling and ventilation equipment					
29.23.12.20.00	Window or wall air conditioning systems, self-contained or split-systems	0	p/st	53	53	277,00
29.23.14.10.00	Machinery and apparatus for filtering or purifying air (excluding intake filters for internal combustion engines)	0	p/st	14.320	14.176	54,25
29.23.30.90.00	Parts of non-domestic equipment of HS 8419	0	kg	45.000	45.000	660,00
29.24	Manufacture of other general purpose machinery n.e.c.					
29.24.13.30.00	Oil or petrol-filters for internal combustion engines	0	p/st	7.253.184	7.147.547	27.817,00
29.24.21.70.00	Machinery for packing or wrapping (excluding for filling, closing, sealing, capsuling or labelling bottles, cans, boxes, bags or other containers)	0	p/st	7	8	73,70
29.24.54.00.00	Non-automatic lubricating pots, greasing nipples, oil seal rings, hand wheels, levers, hand grips, safety guards and baseplates for machinery	0	kg	46.000	46.000	531,00
29.3	Manufacture of agricultural and forestry machinery					
29.32	Manufacture of other agricultural and forestry machinery					
29.32.11.30.00	Mouldboard ploughs	0	p/st	167	146	206,31
29.32.11.70.00	Disc harrows	0	p/st	129	117	222,26
29.32.12.10.00	Scarifiers and cultivators	0	p/st	76	48	194,95
29.32.32.30.00	Turners, side delivery rakes, and tedders	0	p/st	172	172	138,03
29.32.65.30.00	Forestry machinery	0	p/st	2	2	11,00
29.32.65.50.00	Other machinery of HS 8436	0	p/st	39	52	42,32

Type of production: 0 – Production on own account

1 – Contract processing

INDUSTRIAL PRODUCTION IN 2006– THE FIRST RELEASE OF PRODCOM RESULTS

Code	Product and activity	Type of Production	Measuring Unit	Total Production	Production sold	Production value sold (in 1.000 KM)
29.32.70.20.00	Parts of agricultural, horticultural or forestry machinery for soil preparation or cultivation	0	kg	7.555	10.555	91,66
29.32.70.50.00	Parts of machinery and apparatus of HS 8433	0	kg	19.281	19.281	644,00
29.32.70.70.00	Parts of machinery of HS 8436, n.e.c.	0	kg	6.000	9.000	48,12
29.32.92.00.00	Repair and maintenance of agricultural and forestry machinery	0+1	ef.hrs	1.476	1.476	31,74
		0	ef.hrs	444	444	11,10
		1	ef.hrs	1.032	1.032	20,64
29.4	Manufacture of machine tools					
29.41	Manufacture of portable hand held power tools					
29.41.11.03.00	Pneumatic rotary-type hand tools (including combined rotary-percussion)	0	p/st	1.363	1.688	429,97
29.41.11.05.00	Pneumatic hand tools (excluding rotary type)	0	p/st	78	145	93,20
29.41.11.15.00	Electropneumatic hand drills (including drilling, tapping or reaming machines, boring machines and rock drills)	0	p/st	50	14	6,35
29.42	Manufacture of other metalworking machine tools					
29.42.32.50.00	Numerically controlled shearing machines for working metal (including presses) (excluding combined punching and shearing machines)	0	p/st	2	2	60,96
29.42.33.33.00	Non-numerically controlled bending, folding, straightening or flattening machines for working flat metal products (including presses)	0	p/st	15	25	383,20
29.42.33.50.00	Non-numerically controlled shearing machines for working metal (including presses) (excluding combined punching and shearing machines)	0+1	p/st	13	13	405,16
		0	p/st	7	8	216,12
		1	p/st	6	5	189,04
29.42.33.70.00	Non-numerically controlled punching or notching machines for working metal (including presses, combined punching and shearing machines)	0	p/st	2	2	30,75
29.42.34.80.00	Other presses for making rivets, bolts and screws, nonnumerically controlled	0+1	p/st	27	29	482,97
		0	p/st	14	15	247,74
		1	p/st	13	14	235,24
29.42.40.30.00	Parts and accessories for metal cutting machine tools (excluding tool holders and self-opening dieheads, work holders, dividing heads and other special attachments for machine-tools)	0	kg	248.600	225.800	938,00
29.42.40.50.00	Parts and accessories for metal forming machine-tools (excluding tool holders and self-opening dieheads, work holders, dividing heads and other special attachments for machine-tools)	0	kg	93.919	93.919	595,02
29.42.91.00.00	Installation services of metalworking machine tools	1	ef.hrs	3.725	3.725	125,81
29.43	Manufacture of other machine tools n.e.c.					
29.43.12.33.00	Band saws for working wood, cork, bone and hard rubber, hard plastics or similar hard materials	0	p/st	3.409	3.707	272,85

Type of production: 0 – Production on own account

1 – Contract processing

INDUSTRIAL PRODUCTION IN 2006– THE FIRST RELEASE OF PRODCOM RESULTS

Code	Product and activity	Type of Production	Measuring Unit	Total Production	Production sold	Production value sold (in 1.000 KM)
29.43.12.37.00	Sawing machines for working wood, cork, bone, hard rubber, hard plastics or similar hard materials (excluding band saws, circular saws)	0	p/st	4	20	2,50
29.43.12.70.00	Splitting, slicing or paring machines for working wood, cork, bone, hard rubber, hard plastics or similar hard materials	0	p/st	445	445	2.973,00
29.43.12.85.00	Machine-tools, n.e.c.	0	p/st	343	343	1.373,00
29.43.20.83.00	Machines and apparatus resistance welding of plastics	0	p/st	67	67	148,93
29.43.31.50.00	Tool holders (excluding arbors, collets and sleeves, those for lathes)	0	kg	22.300	43.600	122,00
29.5	Manufacture of other special purpose machinery					
29.52	Manufacture of machinery for mining, quarrying and construction					
29.52.11.00.00	Continuous-action elevators and conveyors, for underground use	0	p/st	13	13	327,00
29.52.24.00.00	Ride-on compaction equipment and the like	0	p/st	69	69	80,11
29.52.40.80.00	Other machinery for earth, stone, ores, etc, n.e.c.	0	p/st	2.220	2.220	60,00
29.52.61.30.00	Parts for boring or sinking machinery	0	kg	49.000	50.000	2.739,00
29.52.61.50.00	Parts for earthmoving equipt., ships' derricks, cranes, mobile lifting frames excluding buckets, shovels, grabs, grips, blades (all types of construction equipt.), for boring/sinking machinery	0	kg	101.000	101.000	306,00
29.52.62.00.00	Parts of machinery of 8474	0	kg	190.000	190.000	2.764,00
29.52.91.00.00	Installation of machinery for mining, quarrying and construction	0	ef.hrs	15.000	15.000	394,00
29.52.92.00.00	Repair and maintenance of machinery for mining, quarrying and construction	0+1	ef.hrs	134.327	134.327	1.299,56
		0	ef.hrs	106.000	106.000	954,00
		1	ef.hrs	28.327	28.327	345,56
29.53	Manufacture of machinery for food, beverage and tobacco processing					
29.53.22.50.00	Parts of machinery of 8438	0+1	kg	4.923	4.923	156,66
		0	kg	4.738	4.738	137,42
		1	kg	185	185	19,24
29.53.91.00.00	Installation of machinery for food, beverage and tobacco processing	0	ef.hrs	1.000	1.000	30,00
29.53.92.00.00	Repair and maintenance of machinery for food, beverage and tobacco processing	0	ef.hrs	3.213	3.213	48,20
29.56	Manufacture of other special purpose machinery n.e.c.					
29.56.24.20.00	Injection or compression type moulds for metal or metal carbides (excluding ingot moulds)	0	p/st	32	32	238,82
29.56.24.70.00	Injection or compression type mould tools for rubber or plastics	0	p/st	283	283	3.962,00

Type of production: 0 – Production on own account

1 – Contract processing

INDUSTRIAL PRODUCTION IN 2006– THE FIRST RELEASE OF PRODCOM RESULTS

Code	Product and activity	Type of Production	Measuring Unit	Total Production	Production sold	Production value sold (in 1.000 KM)
29.56.26.30.00	Parts for machines for assembling electric/electronic lamps, tubes/valves/flashbulbs, in glass envelopes, for manufacturing/ hot working glass/glassware excluding moulds for glass making	0	kg	796.000	796.000	3.829,00
29.56.26.70.00	Parts of machines of 8479	1	kg	48.410	48.410	979,02
29.56.91.00.00	Installation of other special purpose machinery n.e.c.	0	ef.hrs	57.605	57.605	3.659,09
29.7	Manufacture of domestic appliances n.e.c.					
29.71	Manufacture of electric domestic appliances					
29.71.11.33.00	Household-type refrigerators (including compression-type, electrical absorption-type) (excluding built-in)	0	p/st	73.410	74.808	16.009,00
29.71.11.50.00	Chest freezers of a capacity ≤ 800 litres	0	p/st	20.810	15.690	4.001,00
29.71.11.70.00	Upright freezers of a capacity ≤ 900 litres	0	p/st	8.430	8.599	2.364,00
29.71.13.30.00	Fully-automatic washing machines of a dry linen capacity ≤ 10 kg (including machines which both wash and dry)	0	p/st	2.248	2.248	692,00
29.71.15.30.00	Table, floor, wall, window, ceiling or roof fans, with a self-contained electric motor of an output ≤ 125 W	0	p/st	12.204	12.060	235,16
29.71.22.50.00	Hair clippers and hair removing appliances with a self-contained electric motor (including those used for animals)	1	p/st	2.343.031	2.343.031	434,83
29.71.24.97.00	Other domestic electrothermic appliances	1	p/st	767.380	767.380	145,67
29.71.25.30.00	Electric instantaneous water heaters	0	p/st	85	66	22,00
29.71.25.50.00	Electric water heaters (including storage water heaters) (excluding instantaneous)	0	p/st	735	735	510,56
29.71.26.90.00	Other electric space heaters	0	p/st	10	18	1,15
29.72	Manufacture of non-electric domestic appliances					
29.72.11.50.00	Iron or steel solid fuel domestic cooking appliances and plate warmers (including those with subsidiary boilers for central heating)	0	p/st	16.081	15.750	3.527,00
29.72.12.70.00	Iron or steel solid fuel domestic appliances (including heaters, grates, fires and braziers; excluding cooking appliances and plate warmers)	0	p/st	1.854	1.746	1.280,00

DL MANUFACTURE OF ELECTRICAL AND OPTICAL EQUIPMENT
30 Manufacture of office machinery and computers
30.0 Manufacture of office machinery and computers
30.01 Manufacture of office machinery

30.01.11.00.00	Word-processors (including automatic typewriters)	0	p/st	288	288	317,53
30.01.13.50.00	Cash registers	0	p/st	0	32	17,05
30.01.90.00.00	Installation of office machinery	0	ef.hrs	17	17	0,96

Type of production: 0 – Production on own account

1 – Contract processing

INDUSTRIAL PRODUCTION IN 2006– THE FIRST RELEASE OF PRODCOM RESULTS

Code	Product and activity	Type of Production	Measuring Unit	Total Production	Production sold	Production value sold (in 1.000 KM)
30.02	Manufacture of computers and other information processing equipment					
30.02.11.00.00	Analogue or hybrid automatic data processing machines	0+1	p/st	377	377	523,14
		0	p/st	305	305	448,00
		1	p/st	72	72	75,14
30.02.12.00.00	Laptop PCs and palm-top organisers	0	p/st	864	864	1.028,40
30.02.13.00.00	Desk top PCs	0	p/st	14.179	14.179	16.603,46
30.02.14.00.00	Digital data processing machines: presented in the form of systems	0	p/st	31	31	142,75
30.02.15.00.00	Other digital automatic data processing machines whether or not containing in the same housing 1 or 2 of the following units: storage units, input/output units	0	p/st	414	414	297,30
30.02.16.30.00	Printers	0	p/st	5.301	5.301	989,06
30.02.16.50.00	Keyboards	0	p/st	7.478	7.478	104,84
30.02.16.70.00	Input or output units whether or not containing storage units in the same housing (including mice) (excluding printers and keyboards)	0+1	p/st	47.046	47.046	899,42
		0	p/st	11.916	11.916	462,39
		1	p/st	35.130	35.130	437,03
30.02.17.30.00	Central storage units	0	p/st	241	241	56,41
30.02.17.55.00	CD-ROM drives	0	p/st	467	467	12,33
30.02.17.57.00	Hard and floppy disk drives	0	p/st	9.096	9.096	785,08
30.02.17.90.00	Storage units (excluding central storage units, disk storage units and magnetic tape storage units)	0	p/st	25	25	1,18
30.02.18.00.00	Other machines for processing data, n.e.c.	0	p/st	794	794	1.077,74
30.02.19.00.00	Parts and accessories for computers and other data processing machines	0	kg	384	384	23,24
30.02.90.00.00	Installation of computers and other information processing equipment	0+1	ef.hrs	47.791	47.791	944,12
		0	ef.hrs	47.740	47.740	942,09
		1	ef.hrs	51	51	2,03
31	Manufacture of electrical machinery and apparatus n.e.c.					
31.1	Manufacture of electric motors, generators and transformers					
31.10	Manufacture of electric motors, generators and transformers					
31.10.10.70.00	DC motors and generators of an output > 75 kW but ≤ 375 kW (excluding starter motors for internal combustion engines)	0	p/st	483	483	72,50
31.10.31.50.00	Generating sets with compression-ignition internal combustion piston engines of an output > 375 kVA but ≤ 750 kVA	0	p/st	72	72	1.680,00
31.10.32.35.00	Generating sets with spark-ignition internal combustion piston engines of an output > 7.5 kVA	0	p/st	10	10	334,47
31.10.41.30.00	Liquid dielectric transformers having a power handling capacity ≤ 650 kVA	0	p/st	340	340	114,00

Type of production: 0 – Production on own account

1 – Contract processing

INDUSTRIAL PRODUCTION IN 2006– THE FIRST RELEASE OF PRODCOM RESULTS

Code	Product and activity	Type of Production	Measuring Unit	Total Production	Production sold	Production value sold (in 1.000 KM)
31.10.42.53.00	Measuring transformers having a power handling capacity > 1 kVA but ≤ 16 kVA (including for voltage measurement)	0	p/st	177	177	1.447,99
31.10.42.55.00	Other transformers, nes, 1 kVA < power handling capacity ≤ 16 kVA	0	p/st	1.000.000	1.000.000	2.698,02
31.10.50.35.00	Rectifiers	0	p/st	158	158	1.185,00
31.10.50.55.00	Inverters having a power handling capacity > 7.5 kVA	0	p/st	141	141	1.339,00
31.10.50.70.00	Static converters (excluding polycrystalline semiconductors, converters specially designed for welding, without welding equipment, accumulator chargers, rectifiers, inverters)	0	p/st	5.000.000	5.000.000	1.349,01
31.10.62.05.00	Parts of transformers and inductors (excluding ferrite cores)	0	kg	5.776	5.789	226,73
31.10.92.00.00	Repair and maintenance of electric motors, generators and transformers	0+1	ef.hrs	289.798	289.798	4.475,38
		0	ef.hrs	215.964	215.964	4.180,04
		1	ef.hrs	73.834	73.834	295,34
31.2	Manufacture of electricity distribution and control apparatus					
31.20	Manufacture of electricity distribution and control apparatus					
31.20.10.10.00	Fuses for a voltage > 1 kV	0	p/st	5.000	8.000	234,15
31.20.10.30.00	Automatic circuit breakers for a voltage > 1 kV but ≤ 72.5 kV	0	p/st	22	22	164,50
31.20.10.40.00	Automatic circuit breakers for a voltage > 72.5 kV	0	p/st	35	35	1.400,95
31.20.10.53.00	Isolating switches and make-and-break switches for a voltage > 1 kV but ≤ 72.5 kV	0	p/st	1.502	1.502	1.824,00
31.20.10.70.00	Lightning arresters, voltage limiters and surge suppressors for a voltage > 1 kV	0	p/st	0	40	0,25
31.20.21.70.00	Fuses for a voltage ≤ 1 kV and for a current > 63 A	0	p/st	51.000	53.000	312,99
31.20.22.30.00	Automatic circuit breakers for a voltage ≤ 1 kV and for a current ≤ 63 A	0	p/st	384.248	356.536	1.145,00
31.20.23.70.00	Electrical apparatus for protecting electrical circuits for a voltage ≤ 1 kV and for a current > 125 A (excluding fuses, automatic circuit breakers)	0	p/st	69.524	73.084	119,00
31.20.24.33.00	Relays for a voltage ≤ 60 V and for a current ≤ 2 A	0	p/st	1.613	1.774	42,00
31.20.24.50.00	Relays and contactors for a voltage > 60 V but ≤ 1 kV	0	p/st	3.762	2.855	141,92
31.20.25.00.01	Switches, n.e.c., voltage ≤ 1000 V, for safety, control and auxiliary circuits	0	p/st	165.261	160.941	801,76
31.20.25.00.03	Switches, n. e. c, voltage ≤ 1000 V, for industrial use and similar	0	p/st	2.563	3.110	529,15
31.20.25.00.04	Switches, n. e. c, voltage ≤ 1000 V, of electromechanically type, for use in electrical circuits	0	p/st	16.509	14.692	354,46
31.20.26.00.00	Lamp-holders for a voltage ≤ 1 kV	0	p/st	96.275	80.471	127,12
31.20.27.50.00	Plugs and sockets for a voltage ≤ 1 kV (excluding for coaxial cables, for printed circuits)	0	p/st	318.811	310.912	758,65

Type of production: 0 – Production on own account

1 – Contract processing

INDUSTRIAL PRODUCTION IN 2006– THE FIRST RELEASE OF PRODCOM RESULTS

Code	Product and activity	Type of Production	Measuring Unit	Total Production	Production sold	Production value sold (in 1.000 KM)
31.20.27.70.00	Connections and contact elements for wires and cables for a voltage ≤ 1 kV	0	p/st	25.000	67.800	125,79
31.20.27.80.00	Other apparatus for connections to or in electrical circuit, voltage ≤ 1000 V	0	p/st	568.322	566.326	267,89
31.20.31.70.00	Other bases for electric control, distribution of electricity, voltage ≤ 1000 V	0	p/st	9.604	9.604	3.143,00
31.20.40.30.00	Boards, panels, consoles, desks, cabinets and other bases for apparatus for electric control or the distribution of electricity (excluding those equipped with their apparatus)	0	p/st	22.130	22.656	2.459,18
31.20.92.00.00	Repair and maintenance of electricity distribution and control apparatus	0	ef.hrs	22.380	22.380	335,71
31.3	Manufacture of insulated wire and cable					
31.30	Manufacture of insulated wire and cable					
31.30.11.30.00	Insulated winding wire lacquered or enamelled	0	kg	396.000	375.000	2.836,00
31.30.13.70.00	Insulated electric conductors whether or not fitted with connectors, for a voltage > 80 V but ≤ 1000 V	0	kg	2.494.000	2.618.000	18.411,00
31.30.14.00.00	Insulated electric conductors for voltage >1000V excluding winding wire, coaxial cable and other coaxial electric conductors, ignition and other wiring sets used in vehicles, aircraft, ships	0	kg	5.224.000	5.364.000	38.593,00
31.4	Manufacture of accumulators, primary cells and primary batteries					
31.40	Manufacture of accumulators, primary cells and primary batteries					
31.40.21.30.00	Lead-acid accumulators for starting piston engines, of a weight ≤ 5 kg (excluding working with liquid electrolyte)	0	p/st	37.052	36.040	1.951,00
31.40.22.50.00	Lead-acid accumulators working with liquid electrolyte (excluding for starting piston engines, traction accumulators)	0	ce/el	5.356	5.356	2.040,00
31.5	Manufacture of lighting equipment and electric lamps					
31.50	Manufacture of lighting equipment and electric lamps					
31.50.14.60.00	Filament lamps for motor vehicles excluding sealed beam lamp units, tungsten halogen lamps	0	p/st	344	427	1,00
31.50.21.00.00	Portable electric lamps worked by dry batteries, accumulators or magnetos (excluding for cycles or motor vehicles)	0	p/st	0	9	0,67
31.50.24.00.00	Illuminated signs, illuminated name-plates and the like (including road signs)	0+1	p/st	826	825	1.957,65
		0	p/st	823	822	1.946,21
		1	p/st	3	3	11,45
31.50.25.30.00	Chandeliers and other electric ceiling or wall lighting fittings (excluding those used for lighting public open spaces or thoroughfares)	0	p/st	11.555	12.725	592,70
31.50.33.00.00	Searchlights and spotlights (including for stage sets, photographic or film studios)	0	p/st	5.422	5.422	723,45

Type of production: 0 – Production on own account

1 – Contract processing

INDUSTRIAL PRODUCTION IN 2006– THE FIRST RELEASE OF PRODCOM RESULTS

Code	Product and activity	Type of Production	Measuring Unit	Total Production	Production sold	Production value sold (in 1.000 KM)
31.6	Manufacture of electrical equipment n.e.c.					
31.61	Manufacture of electrical equipment for engines and vehicles n.e.c.					
31.61.21.30.00	Sparking plugs	0	p/st	8.671.224	8.827.617	6.574,00
31.61.22.30.00	Starter motors and dual purpose starter-generators	0	kg	795.044	795.374	3.005,44
31.61.22.50.01	Generators, n.e.c., for internal combustion engines; for motor vehicles other than cars	0	kg	141.108	146.492	613,99
31.61.23.30.00	Electrical lighting or visual signalling equipment for motor vehicles (excluding electric filament or discharge lamps, sealed beam lamp units, ultraviolet, infrared and arc lamps)	0	kg	5.481	5.481	144,87
31.61.23.50.00	Electrical sound signalling equipment for motorcycles or motor vehicles	0	kg	5.850	5.367	118,45
31.61.24.30.00	Parts of electrical ignition or starting equipment, generators and cut-outs for internal combustion engines	0	kg	244.288	230.239	2.538,29
31.61.24.50.00	Parts of equipment of 8512	0	kg	26.396	24.767	857,38
31.62	Manufacture of other electrical equipment n.e.c.					
31.62.11.75.00	Indicator panels incorporating light emitting diodes (LED)	0	kg	300	300	14,31
31.62.16.70.00	Parts of electrical machines/apparatus with individual functions, n.e.c.	0	kg	3.132	3.132	107,98
31.62.16.90.00	Electrical parts of machinery or apparatus, n.e.c.	0	kg	4.376	4.376	313,00
31.62.92.00.00	Repair and maintenance of electrical equipment (excluding electricity distribution and control apparatus, motors, generators and transformers, television and radio transmitters)	1	ef.hrs	103.954	103.954	3.968,15
32	Manufacture of radio, television and communication equipment and apparatus					
32.2	Manufacture of television and radio transmitters and apparatus for line telephony and line telegraphy					
32.20	Manufacture of television and radio transmitters and apparatus for line telephony and line telegraphy					
32.20.11.50.00	Radio/tv transmission apparatus without reception apparatus	0	p/st	13	13	68,68
32.20.20.20.00	Telephone sets (including line telephone sets with cordless handsets, videophones) (excluding telephone answering machines not an integral part of the set)	0	p/st	0	11	0,06
32.20.20.40.00	Telephonic or telegraphic switching apparatus (excluding relays and switching equipment such as selectors for automatic telephone exchangers)	0+1	p/st	224	224	1.081,55
		0	p/st	204	204	237,95
		1	p/st	20	20	843,60

Type of production: 0 – Production on own account

1 – Contract processing

INDUSTRIAL PRODUCTION IN 2006– THE FIRST RELEASE OF PRODCOM RESULTS

Code	Product and activity	Type of Production	Measuring Unit	Total Production	Production sold	Production value sold (in 1.000 KM)
32.3	Manufacture of television and radio receivers, sound or video recording or reproducing apparatus and associated goods					
32.30	Manufacture of television and radio receivers, sound or video recording or reproducing apparatus and associated goods					
32.30.20.60.00	Flat panel colour TV receivers, lcd/plasma, etc. excluding television projection equipment, apparatus with video recorder/player, video monitors, television receivers with integral tube	0	p/st	0	79	7,90
32.30.52.39.00	Outside aerials for radio or television reception (including rotor systems) (excluding for reception via satellite, aerial amplifiers and radio frequency oscillator units)	0	p/st	636	810	19,06
32.30.52.70.00	Other aerials and parts	0	kg	1.630	5.915	96,77
33	Manufacture of medical, precision and optical instruments, watches and clocks					
33.1	Manufacture of medical and surgical equipment and orthopaedic appliances					
33.10	Manufacture of medical and surgical equipment and orthopaedic appliances					
33.10.15.17.00	Needles, catheters, cannulae and the like used in medical, surgical, dental or veterinary sciences (excluding tubular metal needles and needles for sutures)	0	p/st	53.820.000	53.820.000	2.878,00
33.10.15.79.00	Other instruments and appliances: others	0	p/st	0	2	0,10
33.10.16.90.00	Other breathing appliances and gas masks, excluding protective masks having neither mechanical parts nor replaceable filters	0	p/st	2.500	2.500	375,00
33.10.17.39.01	Orthopaedic shoes and similar orthopaedic appliances for feet	0	p/st	5.154	5.154	505,43
33.10.17.39.02	Orthopaedic appliances, including crutches, hernia bands and similar articles	0	p/st	1.342	1.342	219,60
33.10.17.53.00	Individual artificial teeth of plastics (including metal posts for fixing) (excluding dentures or part dentures)	1	p/st	1.580	1.580	6,00
33.10.17.55.00	Individual artificial teeth not made of plastics (including metal posts for fixing) (excluding dentures or part dentures)	1	p/st	660	660	33,00
33.10.17.59.00	Dental fittings (including dentures and part dentures, metal crowns, cast tin bars, stainless steel bars) (excluding individual artificial teeth)	1	p/st	637	637	61,78
33.10.17.90.00	Artificial parts of the body (excluding artificial teeth and dental fittings, artificial joints, orthopaedic and fracture appliances, heart pacemakers)	0	p/st	300	300	669,78
33.10.20.30.00	Dentists', barbers' or similar chairs and parts thereof (excluding dentists' spittoon mouth rinsers, chairs incorporating dental appliances)	0	p/st	50	50	4,00
33.10.20.50.01	Medical, surgical or veterinary furniture (excluding tables and seats specialised for X-ray purposes)	0	p/st	120	120	39,00

Type of production: 0 – Production on own account

1 – Contract processing

INDUSTRIAL PRODUCTION IN 2006– THE FIRST RELEASE OF PRODCOM RESULTS

Code	Product and activity	Type of Production	Measuring Unit	Total Production	Production sold	Production value sold (in 1.000 KM)
33.10.20.50.02	Peaces of medical, surgically and veterinary furnitures (except tables and chairs for radiologic usage)	0	p/st	450	450	112,50
33.2	Manufacture of instruments and appliances for measuring, checking, testing, navigating and other purposes, except industrial process control equipment					
33.20	Manufacture of instruments and appliances for measuring, checking, testing, navigating and other purposes, except industrial process control equipment					
33.20.51.19.00	Other thermometers, not with other instruments, liquid, for direct reading	0	p/st	4.428	4.428	137,65
33.20.52.83.00	Electronic instruments and apparatus for measuring variables of liquids/gases (including heat meters; excluding for measuring pressure/flow/level of liquids)	0	p/st	2.165	2.470	1.394,00
33.20.63.30.00	Gas supply or production meters (including calibrated)	0	p/st	784	555	84,92
33.20.63.70.00	Electricity supply or production meters (including calibrated) (excluding voltmeters, ammmeters, wattmeters and the like)	0	p/st	110.111	108.428	6.364,45
33.20.70.50.00	Hydraulic or pneumatic automatic regulating or controlling instruments and apparatus	0	p/st	1.917	1.362	185,87
33.20.83.33.00	Parts and accessories for electricity supply or production meters	0	kg	12.695	12.695	307,96
33.20.92.00.00	Repair and maintenance of instruments and apparatus for measuring, checking, testing, navigating and other purposes (excluding industrial process control equipment)	0	ef.hrs	1.581	1.581	54,26
33.3	Manufacture of industrial process control equipment					
33.30	Manufacture of industrial process control equipment					
33.30.10.00.00	Design and assembly of industrial process control equipment and automated production plants	0	ef.hrs	2.585	2.585	38,77
33.4	Manufacture of optical instruments and photographic equipment					
33.40	Manufacture of optical instruments and photographic equipment					
33.40.11.59.00	Unmounted spectacle lenses for the correction of vision, with both sides finished other than single focal lenses	0	p/st	9.830	9.830	86,00
33.40.23.10.00	Telescopic sights for fitting to arms; periscopes; telescopes...	0	p/st	1.098	702	349,44
33.40.24.10.00	Parts and accessories (including mountings) of binoculars, etc.	0	p/st	297	118	10,15

Type of production: 0 – Production on own account

1 – Contract processing

INDUSTRIAL PRODUCTION IN 2006– THE FIRST RELEASE OF PRODCOM RESULTS

Code	Product and activity	Type of Production	Measuring Unit	Total Production	Production sold	Production value sold (in 1.000 KM)
DM	MANUFACTURE OF TRANSPORT EQUIPMENT					
34	Manufacture of motor vehicles, trailers and semi-trailers					
34.1	Manufacture of motor vehicles					
34.10	Manufacture of motor vehicles					
34.10.13.00.03	Diesel and semi-diesel fuelled engines, of power ≥ 75 kW, but < 110 kW	0	p/st	1	2	16,66
34.10.13.00.04	Diesel and semi-diesel fuelled engines, of power ≥ 110 kW, but < 165 kW	0	p/st	61	56	829,58
34.10.13.00.05	Diesel and semi-diesel fuelled engines, of power ≥ 165 kW	0	p/st	2	2	32,76
34.10.21.36.00	Other motor vehicles (including motor caravans) with spark-ignition engine of a cylinder capacity > 1.000 cm ³ but ≤ 1.500 cm ³	0	p/st	859	859	22.596,00
34.10.23.30.00	Motor vehicles with a diesel or semi-diesel engine > 1500 cm ³ but ≤ 2500 cm ³ (excluding vehicles for transporting ≥ 10 persons, motor caravans, snowmobiles, golf cars and similar vehicles)	0	p/st	2.576	2.576	67.788,00
34.10.54.90.00	Special purpose motor vehicles, nes (eg breakdown lorries, etc)	0	p/st	37	42	567,00
34.2	Manufacture of bodies (coachwork) for motor vehicles; manufacture of trailers and semi-trailers					
34.20	Manufacture of bodies (coachwork) for motor vehicles; manufacture of trailers and semi-trailers					
34.20.10.50.00	Bodies for lorries, vans, buses, coaches, tractors, dumpers and special purpose motor vehicles including completely equipped and incomplete bodies, vehicles for the transport of ≥ 10 persons	0	p/st	530	556	575,00
34.20.21.00.04	Other containers	0	p/st	29.436	29.590	8.532,00
34.20.30.30.00	Chassis for trailers, semi-trailers and other vehicles which are not mechanically propelled	0	p/st	54	54	369,44
34.3	Manufacture of parts and accessories for motor vehicles and their engines					
34.30	Manufacture of parts and accessories for motor vehicles and their engines					
34.30.12.00.00	Parts suitable for use solely or principally with compression-ignition internal combustion piston engines	0	kg	1.270.991	1.270.991	5.649,92
34.30.20.25.00	Brakes and servo-brakes and their parts (excluding mounted brake linings)	0	kg	2.439.000	2.386.000	8.992,00
34.30.20.40.00	Road wheels and parts and accessories thereof	0	kg	1.000	1.000	8,00
34.30.20.50.00	Suspension shock absorbers	0	p/st	48.819	45.482	229,00
34.30.20.63.00	Silencers and exhaust pipes	0	kg	3.232.576	3.159.693	10.832,70
34.30.20.65.00	Clutches and parts thereof	0	kg	90.487	83.981	1.311,50
34.30.20.67.00	Steering wheels, steering columns and steering boxes	0	kg	5.000	7.000	132,00
34.30.20.90.00	Other parts and accessories, n.e.c., for vehicles of HS 8701 to 8705	0	kg	3.349.919	3.349.851	133.240,10

Type of production: 0 – Production on own account

1 – Contract processing

INDUSTRIAL PRODUCTION IN 2006– THE FIRST RELEASE OF PRODCOM RESULTS

Code	Product and activity	Type of Production	Measuring Unit	Total Production	Production sold	Production value sold (in 1.000 KM)
34.30.30.90.00	Parts and accessories of bodies (including cabs), n.e.c.	0	kg	1.260.507	1.260.507	5.475,38
35	Manufacture of other transport equipment					
35.1	Building and repairing of ships and boats					
35.11	Building and repairing of ships					
35.11.21.90.00	Non-sea going ferry boats, cruise ships, excursion boats and similar vessels	0	p/st	1	1	356,00
35.11.91.00.00	Repairing of ships, boats and floating structures (excluding yachts, other pleasure or sports vessels, rowing boats and canoes)	0	ef.hrs	2.080	2.080	127,07
35.12	Building and repairing of pleasure and sporting boats					
35.12.13.30.00	Sea-going motorboats for pleasure or sports (excluding outboard motorboats)	0	p/st	232	183	605,00
35.2	Manufacture of railway and tramway locomotives and rolling stock					
35.20	Manufacture of railway and tramway locomotives and rolling stock					
35.20.40.30.00	Parts of locomotives or rolling-stock	0	kg	74.000	74.000	1.246,52
35.20.91.00.00	Repair and maintenance of railway and tramway locomotives and rolling-stock and of mechanical (and electro mechanical) signalling, safety or traffic control equipment	0+1	ef.hrs	848.950	848.950	7.169,00
		0	ef.hrs	106.950	106.950	1.604,00
		1	ef.hrs	742.000	742.000	5.565,00
35.3	Manufacture of aircraft and spacecraft					
35.30	Manufacture of aircraft and spacecraft					
35.30.12.30.00	Turbojets or turbofans of a dry thrust > 25 kN	1	p/st	14	14	3.947,74
35.4	Manufacture of motorcycles and bicycles					
35.42	Manufacture of bicycles					
35.42.10.50.00	Non-motorized bicycles and other cycles with ball bearings (including delivery tricycles)	0	p/st	3.838	4.303	1.526,92
35.43	Manufacture of invalid carriages					
35.43.11.30.00	Invalid carriages not mechanically propelled	0	p/st	100	100	5,50
35.5	Manufacture of other transport equipment n.e.c.					
35.50	Manufacture of other transport equipment n.e.c.					
35.50.10.00.02	Other vehicles not mechanically propelled: hand pulled iron trolleys	0	p/st	150	150	8,10

Type of production: 0 – Production on own account

1 – Contract processing

INDUSTRIAL PRODUCTION IN 2006– THE FIRST RELEASE OF PRODCOM RESULTS

Code	Product and activity	Type of Production	Measuring Unit	Total Production	Production sold	Production value sold (in 1.000 KM)
DN	MANUFACTURING N.E.C.					
36	Manufacture of furniture; manufacturing n.e.c.					
36.1	Manufacture of furniture					
36.11	Manufacture of chairs and seats					
36.11.11.55.01	Upholstered swivel armchairs, with seat height and backrest angle adjustment, fitted with castors or glides (excl. medical, dental, barber etc. seats)	0	p/st	1.253	1.261	227,69
36.11.11.55.02	Upholstered swivel seats, with seat height and backrest angle adjustment, fitted with castors or glides (excl. medical, dental, barber etc. seats)	0	p/st	2.025	2.276	342,91
36.11.11.70.00	Upholstered seats with metal frames (excluding swivel seats, medical, surgical, dental or veterinary seats, barbers' or similar chairs, for motor vehicles, for aircraft)	0	p/st	27	34	6,94
36.11.11.90.00	Non-upholstered seats with metal frames (excluding medical, surgical, dental or veterinary seats, barbers' or similar chairs, swivel seats)	0+1	p/st	186.987	173.703	1.351,62
		0	p/st	50.387	37.103	1.164,54
		1	p/st	136.600	136.600	187,08
36.11.12.10.01	Armchairs convertible into beds (excl. garden armchairs or camping equipment)	0	p/st	8.854	8.466	1.493,02
36.11.12.10.02	Two seat couches convertible into beds (excl. those gardens or camping)	0+1	p/st	20.286	16.915	4.082,74
		0	p/st	20.021	16.650	3.985,22
		1	p/st	265	265	97,52
36.11.12.10.03	Three seat couches convertible into beds (excl. those gardens or camping)	0	p/st	28.094	24.508	8.942,87
36.11.12.50.01	Upholstered seats with wooden frames, used in office	0	p/st	9.410	9.117	1.169,01
36.11.12.50.02	Upholstered armchairs, with wooden frames, used in office	0	p/st	3.232	3.249	161,31
36.11.12.50.03	Upholstered chairs with wooden frames for office use	0	p/st	765	909	117,26
36.11.12.50.04	Upholstered benches with wooden frames for office use	0	p/st	5.065	4.964	2.151,00
36.11.12.50.05	Other upholstered seats, with bended wooden frames, other than for office	0+1	p/st	780.635	780.624	781,76
		0	p/st	48	37	1,18
		1	p/st	780.587	780.587	780,59
36.11.12.50.06	Other upholstered armchairs, with wooden frames, n.e.c, other than for office	0	p/st	12.713	10.458	1.533,99
36.11.12.50.07	Other upholstered chairs, with wooden frames, n.e.c, other than for office	0	p/st	169.574	151.843	9.921,85
36.11.12.50.08	Other upholstered benches, with wooden frames, other than for office	0	p/st	616	420	109,00
36.11.12.50.09	Upholstered seats, with wooden frames, n.e.c., other than for office	0	p/st	876.720	842.017	41.455,66
36.11.12.90.01	Non-upholstered wooden armchairs	0	p/st	2.633	2.731	161,27

Type of production: 0 – Production on own account

1 – Contract processing

INDUSTRIAL PRODUCTION IN 2006– THE FIRST RELEASE OF PRODCOM RESULTS

Code	Product and activity	Type of Production	Measuring Unit	Total Production	Production sold	Production value sold (in 1.000 KM)
36.11.12.90.02	Non-upholstered wooden seats, other	0	p/st	219.621	194.849	8.033,20
36.11.13.00.00	Other seats, of 94.01, n.e.c.	0	p/st	4.239	4.637	188,73
36.11.14.10.00	Wooden parts for seats (excluding for medical, surgical dental or veterinary seats, for barbers' and similar chairs, of a kind used for aircraft)	0	p/st	6.843.193	6.824.238	7.442,00
36.12	Manufacture of other office and shop furniture					
36.12.11.50.00	Other metal office furniture, height ≤ 80 cm	0	p/st	100	100	10,00
36.12.11.90.00	Other metal office furniture, height > 80 cm	0	p/st	300	300	24,00
36.12.12.30.00	Office wooden desks, height ≤ 80cm including system furniture and components, fixed pedestals	0	p/st	19.760	20.706	2.656,28
36.12.12.50.01	Wooden tables of a kind used in offices, n.e.c., height ≤ 80 cm	0	p/st	90	90	27,00
36.12.12.50.02	Wooden furniture of a kind used in offices, n.e.c., height ≤ 80 cm	0	p/st	1.262	1.262	293,85
36.12.12.70.00	Wooden furniture used in offices, cupboards with doors, cabinets, height > 80 cm	0	p/st	3.614	3.567	690,89
36.12.12.90.00	Other office wooden furniture, height > 80 cm (excluding cupboards with doors, shutters or flaps, filing, card index and other cabinets, seats)	0	p/st	1.338	1.651	351,96
36.12.13.00.01	Wooden desks and counters for shops	0	p/st	57	57	35,89
36.12.13.00.02	Wooden furniture for shops, including shower cases, shelf cases, counters etc.	0	p/st	7	5	2,61
36.12.13.00.03	Other wooden furniture for shops	0	p/st	2.112	2.124	102,56
36.13	Manufacture of other kitchen furniture					
36.13.10.50.01	Wooden units for fitted kitchens, compatibles	0	p/st	5.407	5.459	1.662,17
36.13.10.50.02	Wooden kitchen cupboards	0	p/st	3.875	4.358	910,51
36.13.10.50.03	Wooden cabinets	0	p/st	39.970	35.498	2.424,82
36.13.10.50.04	Kitchen sink cabinets made of wood	0	p/st	11.615	11.118	697,40
36.13.10.50.05	Wall mounted kitchen elements made of wood	0	p/st	37.483	37.158	2.475,95
36.13.10.50.06	Kitchen desks and counters made of wood	0	p/st	4.273	4.834	332,90
36.13.10.50.07	Wooden kitchen furniture: fitted kitchens	0	p/st	33.696	32.914	2.703,19
36.13.10.90.01	Wooden kitchen tables	0	p/st	160.122	158.760	15.528,13
36.13.10.90.02	Other wooden kitchen furniture n.e.c. (excl. fitted kitchens)	0	p/st	131.238	116.149	28.531,52
36.14	Manufacture of other furniture					
36.14.11.00.00	Metal furniture excluding office, medical, surgical, dental or veterinary furniture; barbers' chairs - cases and cabinets specially designed for hi-fi systems, videos or televisions	0	kg	3.681	12.881	126,79
36.14.12.30.01	Wooden French beds	0	p/st	7.748	7.750	2.034,51
36.14.12.30.02	Wooden beds for children	0	p/st	378	628	94,65
36.14.12.30.03	Wooden couches for the bedroom	0	p/st	65.977	63.184	9.374,01
36.14.12.30.04	Wooden furniture compatibles for the bedroom	0	p/st	3.877	3.028	998,37
36.14.12.30.05	Wooden furniture: wardrobes (clothes and linen)	0	p/st	20.809	20.904	7.204,44
36.14.12.30.06	Wooden furniture: floor-standing mirrors	0	p/st	652	644	46,16

Type of production: 0 – Production on own account

1 – Contract processing

INDUSTRIAL PRODUCTION IN 2006– THE FIRST RELEASE OF PRODCOM RESULTS

Code	Product and activity	Type of Production	Measuring Unit	Total Production	Production sold	Production value sold (in 1.000 KM)
36.14.12.30.07	Wooden furniture: night cabinets	0	p/st	28.560	24.583	816,47
36.14.12.30.08	Wooden furniture: commodes (with drawers)	0	p/st	7.650	7.881	1.683,84
36.14.12.30.09	Wooden bedroom furniture, n.e.c.	0	p/st	3.695	3.670	747,74
36.14.12.50.01	Wooden furniture for the dining-room and living-room, combinable	0	p/st	6.297	6.423	4.412,54
36.14.12.50.02	Wooden furniture: shower cases	0	p/st	21.924	17.621	6.506,86
36.14.12.50.03	Wooden furniture: shelf -cases	0	p/st	3.666	3.541	1.725,65
36.14.12.50.04	Wooden furniture: shelves for books and like	0	p/st	158.771	175.602	5.013,50
36.14.12.50.05	Other wooden furniture for the dining-room and living-room	0	p/st	66.909	65.201	11.967,39
36.14.13.00.01	Combinable wooden furniture for the bathroom	0	p/st	5.165	5.310	585,00
36.14.13.00.02	Other wooden furniture for the bathroom	0	p/st	38.006	37.906	1.529,14
36.14.13.00.03	Wooden furniture for gardens	0	p/st	6.511	6.673	492,15
36.14.13.00.04	Wooden furniture for footwear	0	p/st	4.258	4.177	346,41
36.14.13.00.05	Wooden furniture for hallways, other	0	p/st	5.198	5.187	1.172,51
36.14.13.00.06	Wooden furniture n.e.c, other	0	p/st	1.728	1.600	277,14
36.14.13.00.07	Wooden furniture, other	0+1	p/st	110.240	110.137	1.724,08
		0	p/st	51.225	51.122	1.429,01
		1	p/st	59.015	59.015	295,08
36.14.14.30.00	Furniture of plastics excluding medical, surgical, dental or veterinary furniture - cases and cabinets specially designed for hi-fi systems, videos and televisions	0	p/st	2.000	2.000	51,13
36.14.14.50.00	Furniture of materials other than metal, wood or plastic excluding seats, cases and cabinets specially designed for hi-fi systems, videos and televisions	0	p/st	18.439	13.714	2.490,24
36.14.15.50.00	Parts of wooden furniture excluding for medical, surgical, dental or veterinary furniture, seats - for specially designed furniture for hi-fi systems, videos or televisions	0	m3	7.142	7.001	9.092,23
36.15	Manufacture of mattresses					
36.15.11.00.00	Mattress supports (including wooden or metal frames fitted with springs or steel wire mesh, upholstered mattress bases, with wooden slats, divans)	0	p/st	244.010	244.010	24.144,00
36.15.12.70.00	Mattresses with spring interiors (excluding of cellular rubber or plastics)	0	p/st	9.020	8.908	892,00
36.15.12.90.00	Mattresses (excluding with spring interiors, of cellular rubber or plastics)	0	p/st	13.750	14.294	3.142,80
36.5	Manufacture of games and toys					
36.50	Manufacture of games and toys					
36.50.43.30.00	Games operated by coins, banknotes, discs or other similar articles (excluding bowling alley equipment)	0	p/st	171	173	1.482,92
36.6	Miscellaneous manufacturing n.e.c.					
36.63	Other manufacturing n.e.c.					
36.63.25.10.00	Slates and boards with writing or drawing surfaces	0	p/st	276.000	183.740	6,49

Type of production: 0 – Production on own account

1 – Contract processing

INDUSTRIAL PRODUCTION IN 2006– THE FIRST RELEASE OF PRODCOM RESULTS

Code	Product and activity	Type of Production	Measuring Unit	Total Production	Production sold	Production value sold (in 1.000 KM)
36.63.25.30.00	Date, sealing or numbering stamps, ..., for use in the hand	0	p/st	7.092	7.092	248,24
36.63.33.33.00	Press-fasteners, snap-fasteners, press-studs and parts therefor including those containing precious metal/metal clad with precious metal (only as minor components)	0	kg	110.430	108.909	267,30
36.63.75.00.00	Candles, tapers and the like (including night lights fitted with a float) (excluding anti-asthmatic candles, wax matches or vestas, sulphur-treated bands, wicks and candles)	0	kg	236.600	260.600	493,66
37	Recycling					
37.1	Recycling of metal waste and scrap					
37.10	Recycling of metal waste and scrap					
37.10.10.00.01	Secondary raw materials recovered from iron and non-alloyed steel wastes	0	kg	91.615.876	89.082.632	34.107,38
37.10.10.00.02	Secondary raw materials recovered from alloyed steel wastes	0	kg	52.754	54.774	137,00
37.10.10.00.03	Secondary raw materials recovered from copper and copper alloy wastes	0	kg	1.379.663	1.215.347	7.818,55
37.10.10.00.04	Secondary raw materials recovered from aluminium and aluminium alloy wastes	0	kg	7.087.950	7.020.685	8.235,99
37.10.10.00.05	Secondary raw materials recovered from lead and lead alloy wastes	0	kg	640.103	659.025	380,26
37.10.10.00.06	Secondary raw materials recovered from zinc and zinc alloy wastes	0	kg	59.942	58.707	132,04
37.10.10.00.08	Secondary raw materials recovered from other metals and their alloy wastes	0	kg	661.425	633.178	1.959,49
37.2	Recycling of non-metal waste and scrap					
37.20	Recycling of non-metal waste and scrap					
37.20.10.10.01	Secondary raw materials recovered from paper wastes	0	kg	40.627.111	41.047.111	3.385,04
37.20.10.10.04	Secondary raw materials recovered from plastic wastes	0	kg	332.160	328.895	144,25
37.20.10.70.02	Secondary raw materials recovered from organic wastes, of vegetable origin (excluding city disposals)	0	kg	3.600	3.600	2,00
E	ELECTRICITY, GAS AND WATER SUPPLY					
40	Electricity, gas, steam and hot water supply					
40.1	Production and distribution of electricity					
40.11	Production of electricity					
40.11.10.30.01	Electricity, from public thermal power plants	0	MWh	8.396.763	7.598.944	579.062,15
40.11.10.30.02	Electricity, from other thermal power plants	0	MWh	72.288	1.000	60,00
40.11.10.72.01	Hydro electricity, generated by public hydro plants	0	MWh	6.474.311	6.450.364	202.140,51
40.13	Distribution and trade of electricity					
40.13.11.00.00	Electrical power distribution services	0+1	MWh	2.287.898	2.287.898	304.149,75
		0	MWh	1.802.569	1.802.569	259.500,46

Type of production: 0 – Production on own account

1 – Contract processing

INDUSTRIAL PRODUCTION IN 2006 – THE FIRST RELEASE OF PRODCOM RESULTS

Code	Product and activity	Type of Production	Measuring Unit	Total Production	Production sold	Production value sold (in 1.000 KM)
		1	MWh	485.329	485.329	44.649,29
40.2	Manufacture of gas; distribution of gaseous fuels through mains					
40.22	Distribution and trade of gaseous fuels through mains					
40.22.11.10.00	Natural gas distribution services through gas mains	0	1000 m3	151.838	151.838	92.100,89
40.3	Steam and hot water supply					
40.30	Steam and hot water supply					
40.30.10.10.00	Steam generation	0	TJ	4.126	1.001	6.270,00
40.30.10.20.00	Warm and hot water generation	0	TJ	862	832	5.501,78
40.30.10.30.00	Used heat	0	TJ	104	104	391,49
40.30.10.90.00	Steam, hot and warm water supply services	0	TJ	314	314	5.465,67

ANEX I: OVERVIEW GRAPHS

INDUSTRIAL PRODUCTION IN BOSNIA AND HERZEGOVINA 2006

1. DATA COLLECTION AND PUBLISHING

Basic statistics on industrial production in Bosnia and Herzegovina have been compiled using data collected in both entities (for Federation of Bosnia and Herzegovina data was collected by Federal Office of Statistics – FIS and for Republika Srpska by Republika Srpska Institute of Statistics – RSIS) and in Brčko District (data collected by District Brčko Branch Office of Agency for Statistics of Bosnia and Herzegovina – EDB).

In the process of data collection and data processing for 2006, the single Nomenclature of industrial products NIP BiH 2005 was used (based on EU PRODCOM list from 2005). Nomenclature of Industrial Products of Bosnia and Herzegovina NIP BiH 2005 was published in Official Gazette of Bosnia and Herzegovina, No. 19/06 dated on 20. 03. 2006 and it was introduced as obligatory standard for all statistical surveys in industry and for all other statistical surveys and activities that require collection, processing and presentation of results, based on industrial products. Fully harmonized and consolidated methodological approach was applied in all data collecting and data processing activities.

Compiled PRODCOM statistics on industrial production in BiH are published in electronic form at Agency for Statistics of Bosnia and Herzegovina web site and also in the form of paper publication (annual thematic bulletin TB 05) showing the production results of industrial enterprises in BiH (classified by main activity in section C, D or E) as well as business unit (establishments) of non-industrial enterprises that are engaged in industrial activities. Results are distinguished by type of production:

Data on production on own account i.e. the production accomplished by the statistical unit on own account, utilizing the purchased or its own raw materials (type: 0),

Data on contract processing i.e. on service processing in industry that takes place when business subject, based on contract agreement, utilizes material supplied free of charge by the principal (unit that orders the production) and produces or processes certain product defined by the nomenclature of industrial products. (Type: 1),

Data on total production of each PRODCOM product i.e. sum of the production on own account and contract processing (type: 0+1).

Data on volume of industrial production accomplished, as well as data on market effect of such a production (production sold in terms of quantity and value) are selected for publishing, grouped by sections, subsections, divisions, groups and classes of Classification of Activities of Bosnia and Herzegovina NIP BiH.

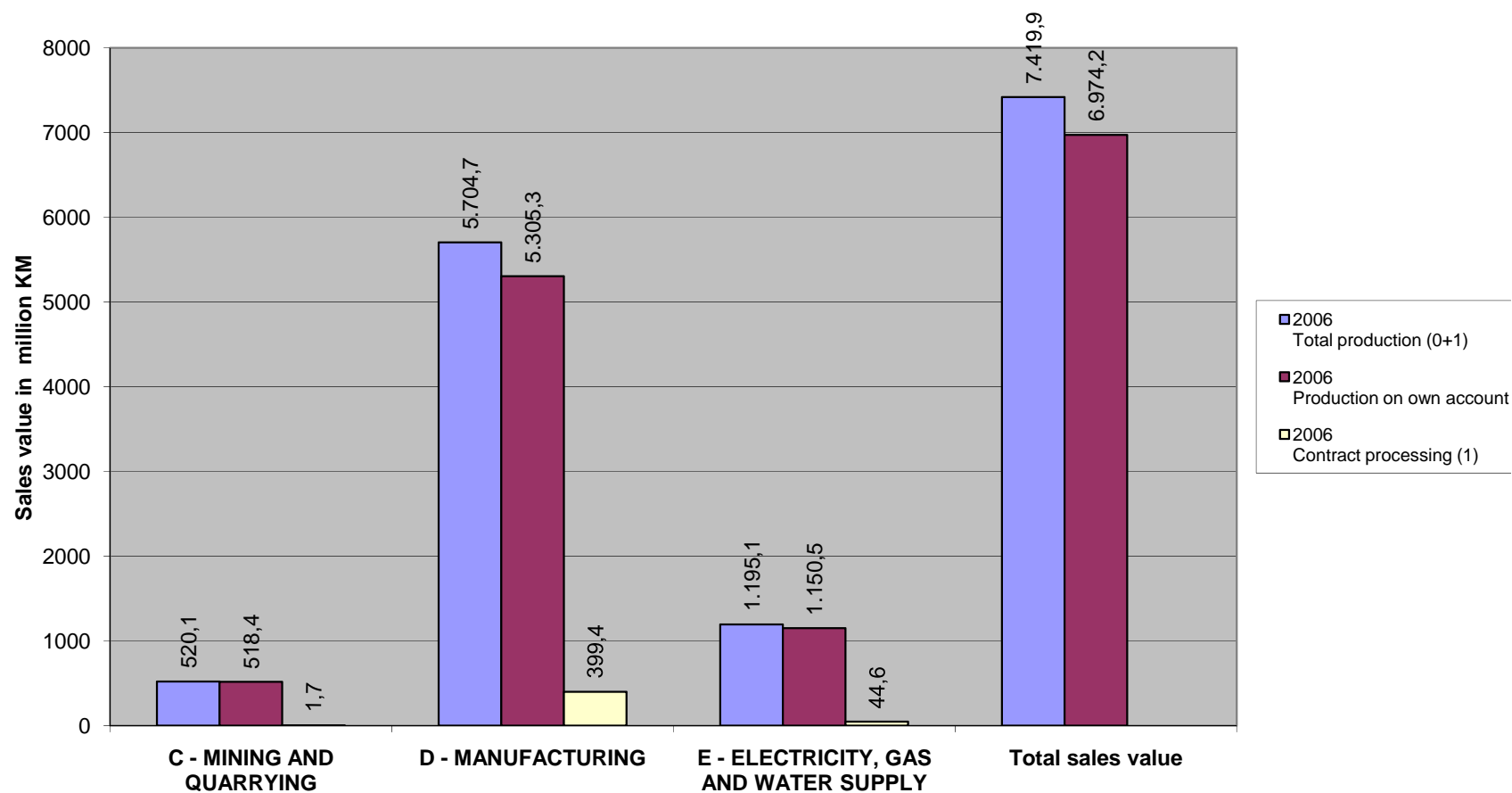
Main aggregated results, structure of the production and comparison of 2006 data with data of previous years are illustrated in a set of overview graphs.

The overview graphs are prepared based on revised data of 2003, 2004 and 2005.

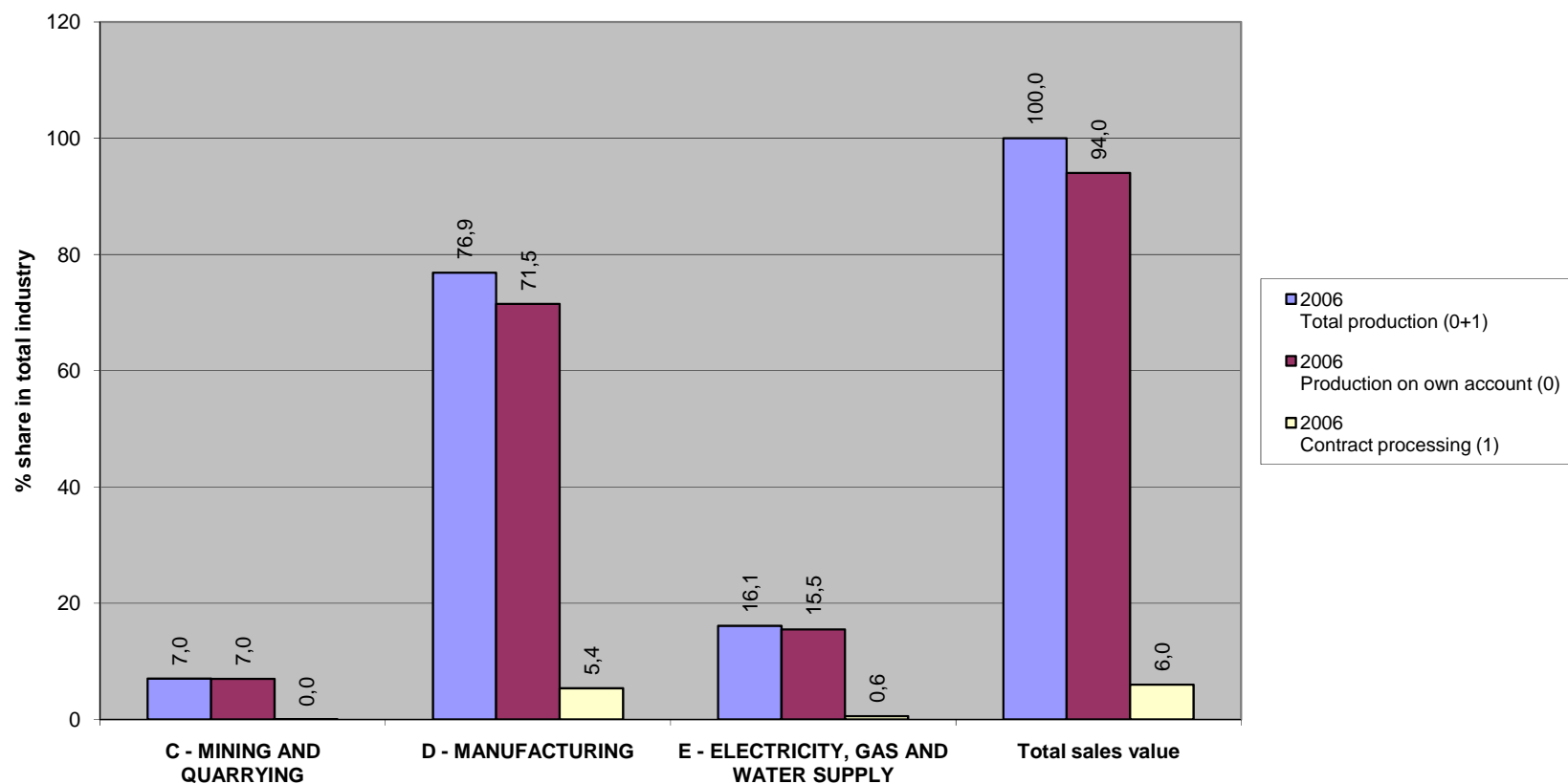
Because of different measuring unit used for PRODCOM product, it has only been possible to aggregate and compare value data on sales or production. We decided to compare sales data because the data were directly collected from statistical units.

2. MAIN AGREGATED RESULTS – OVERVIEW GRAPHS

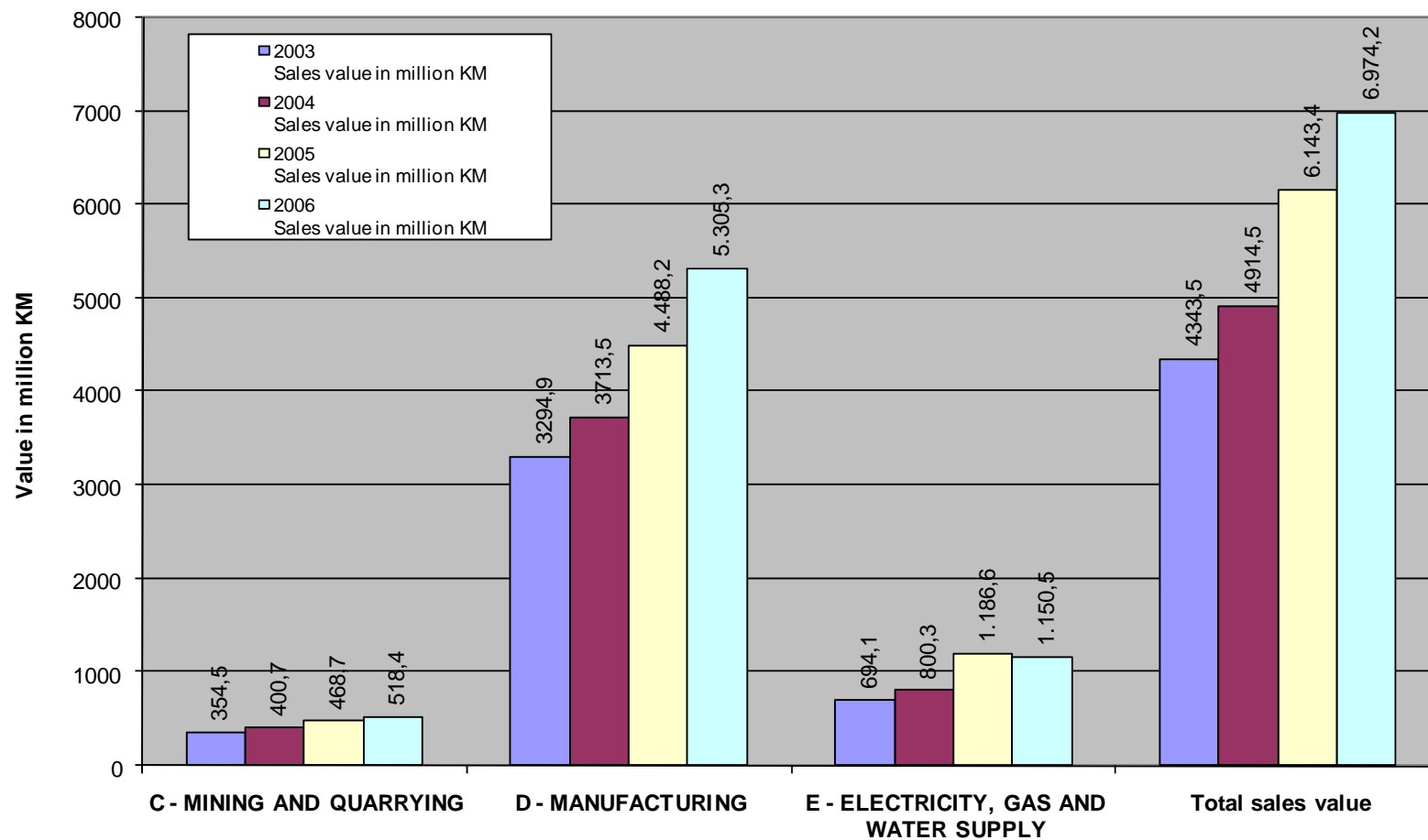
Industrial production in BiH 2006
Total industry
Sales value by type of production and by activity sections



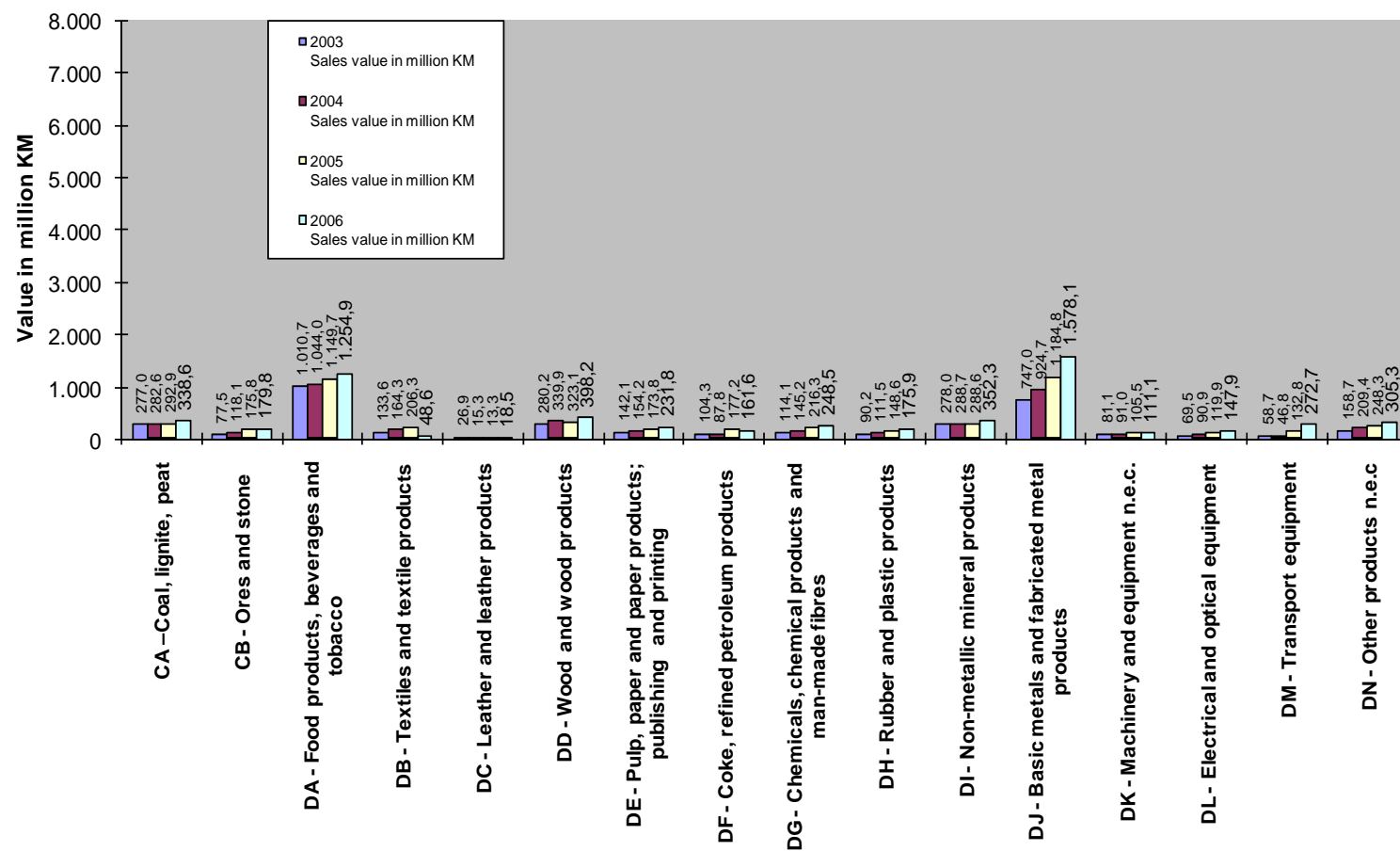
Industrial production in BiH 2006
Total industry
Structure of sales by type of production and by activity sections



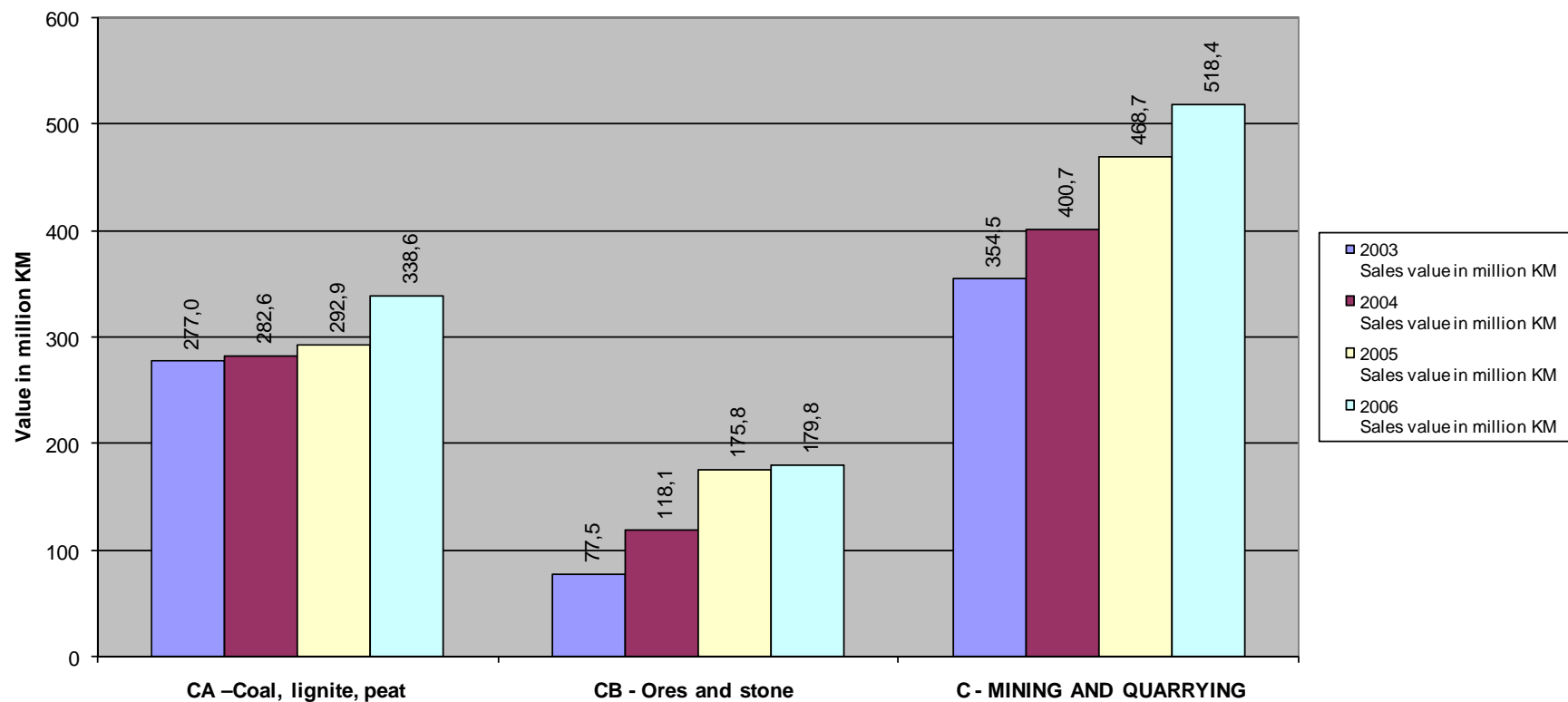
Industrial Production on Own Account in BiH - 2003/2004/2005/2006
Total industry
Sales value by activity sections C,D and E



Industrial Production on Own Account in BiH - 2003/2004/2005/2006
Total industry
Sales value by activity sections and subsections

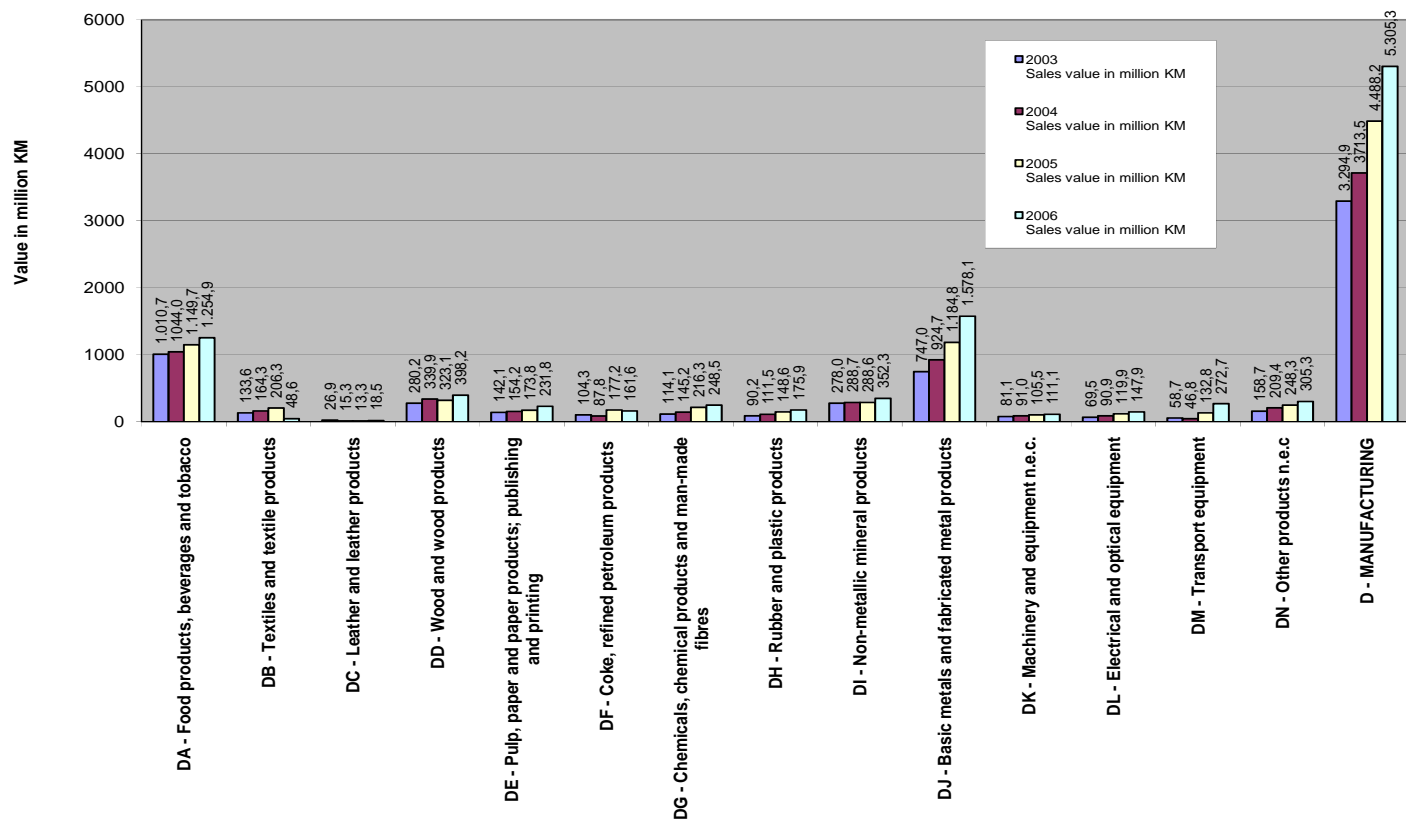


Industrial Production on Own Account in BiH - 2003/2004/2005/2006
C - MINING AND QUARRYING
Sales value by activity subsections



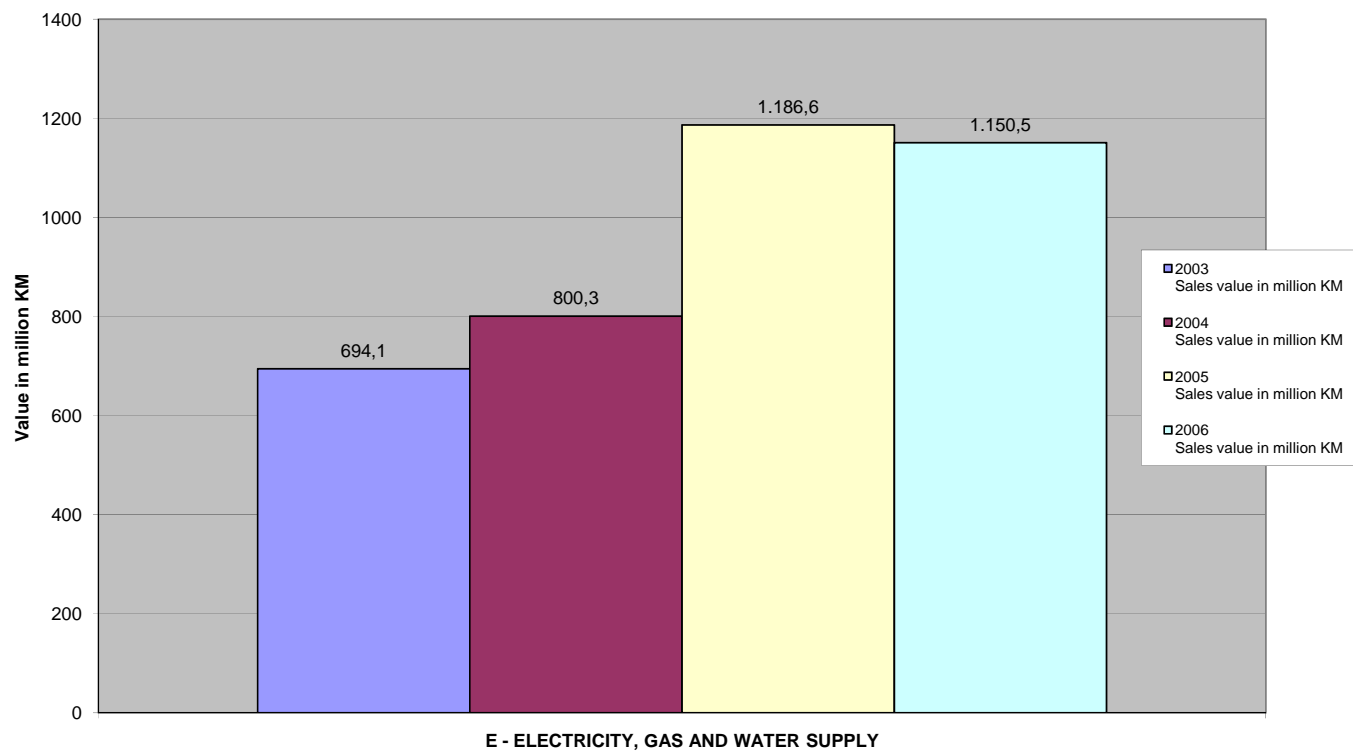
INDUSTRIAL PRODUCTION IN 2006- THE FIRST RELEASE OF PRODCOM RESULTS

Industrial Production on Own Account in BiH - 2003/2004/2005/2006
D - MANUFACTURING
Sales value by activity sections

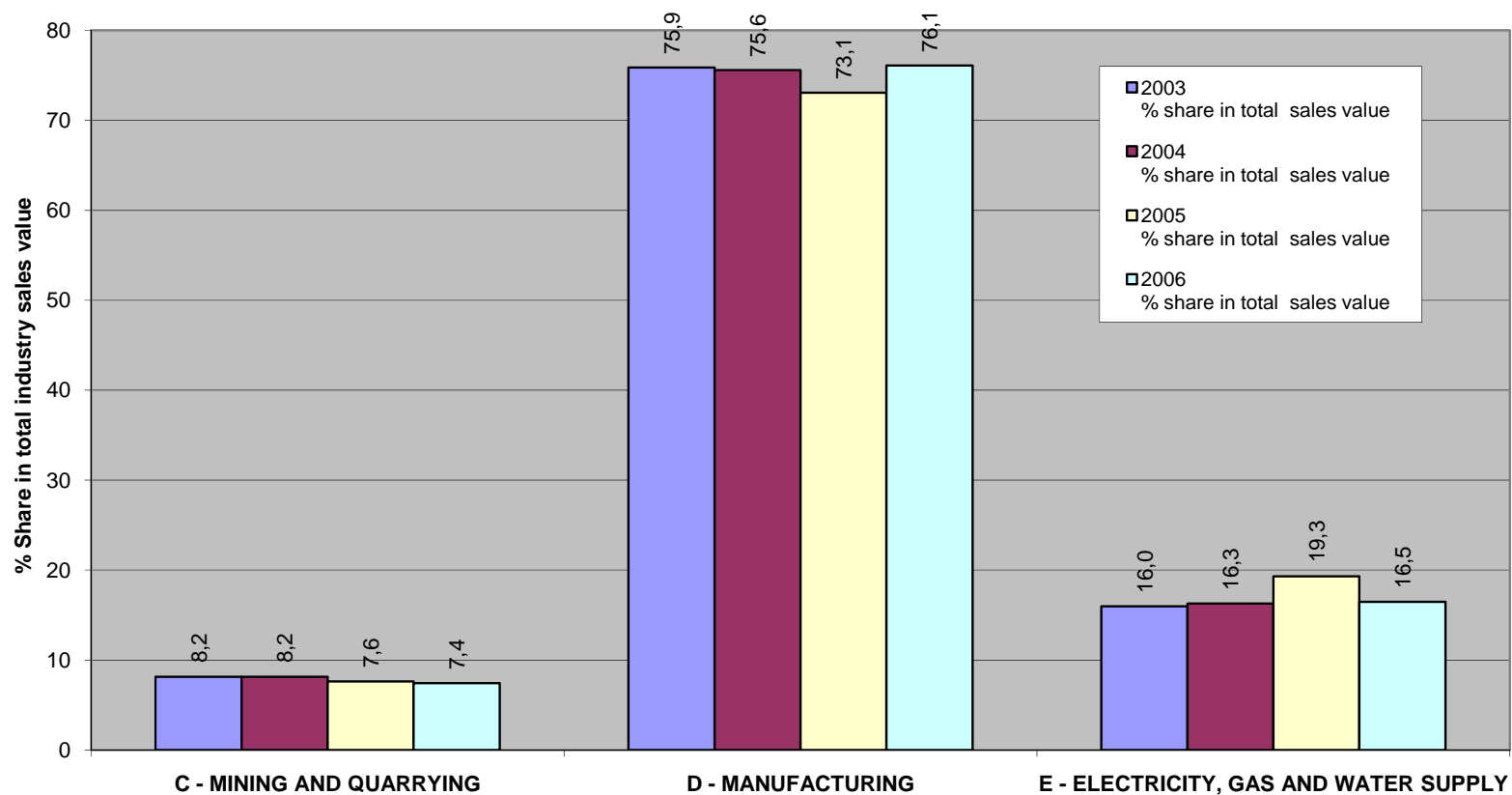


INDUSTRIAL PRODUCTION IN 2006– THE FIRST RELEASE OF PRODCOM RESULTS

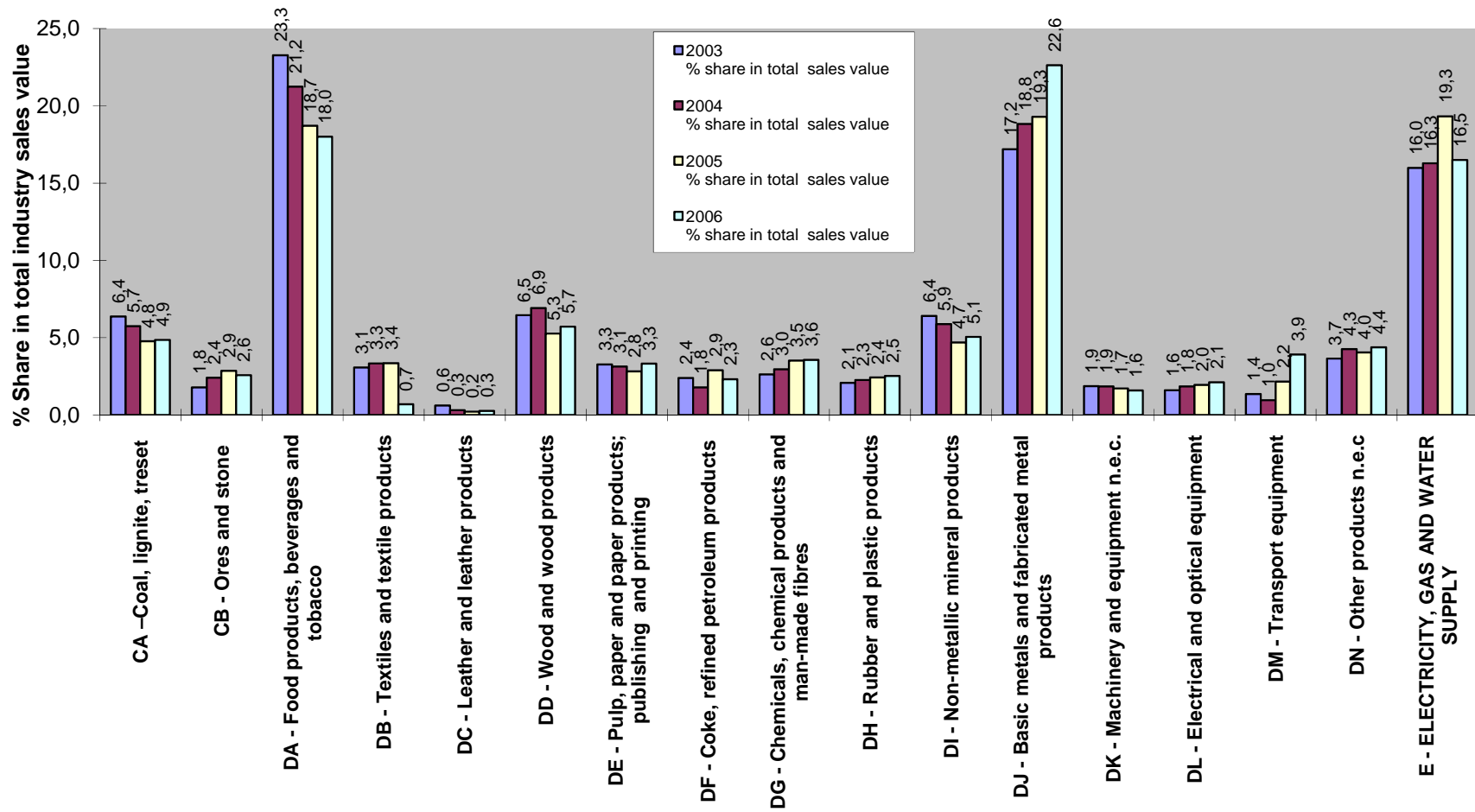
Industrial Production on Own Account in BiH - 2003/2004/2005/2006
E - ELECTRICITY, GAS AND WATER SUPPLY
Sales value



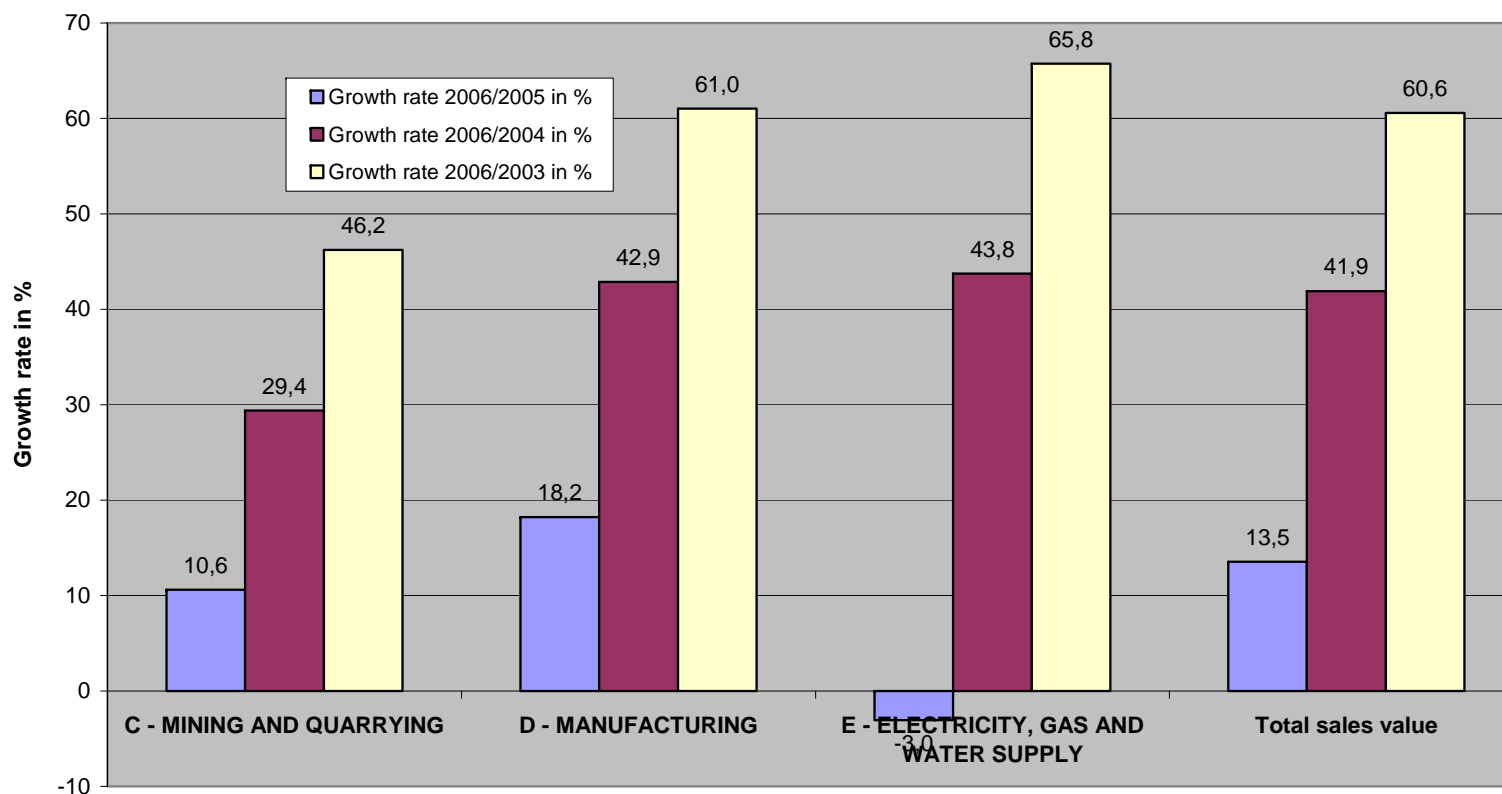
Industrial Production on Own Account in BiH - 2003/2004/2005/2006
Total industry
Structure of sales by activity sections



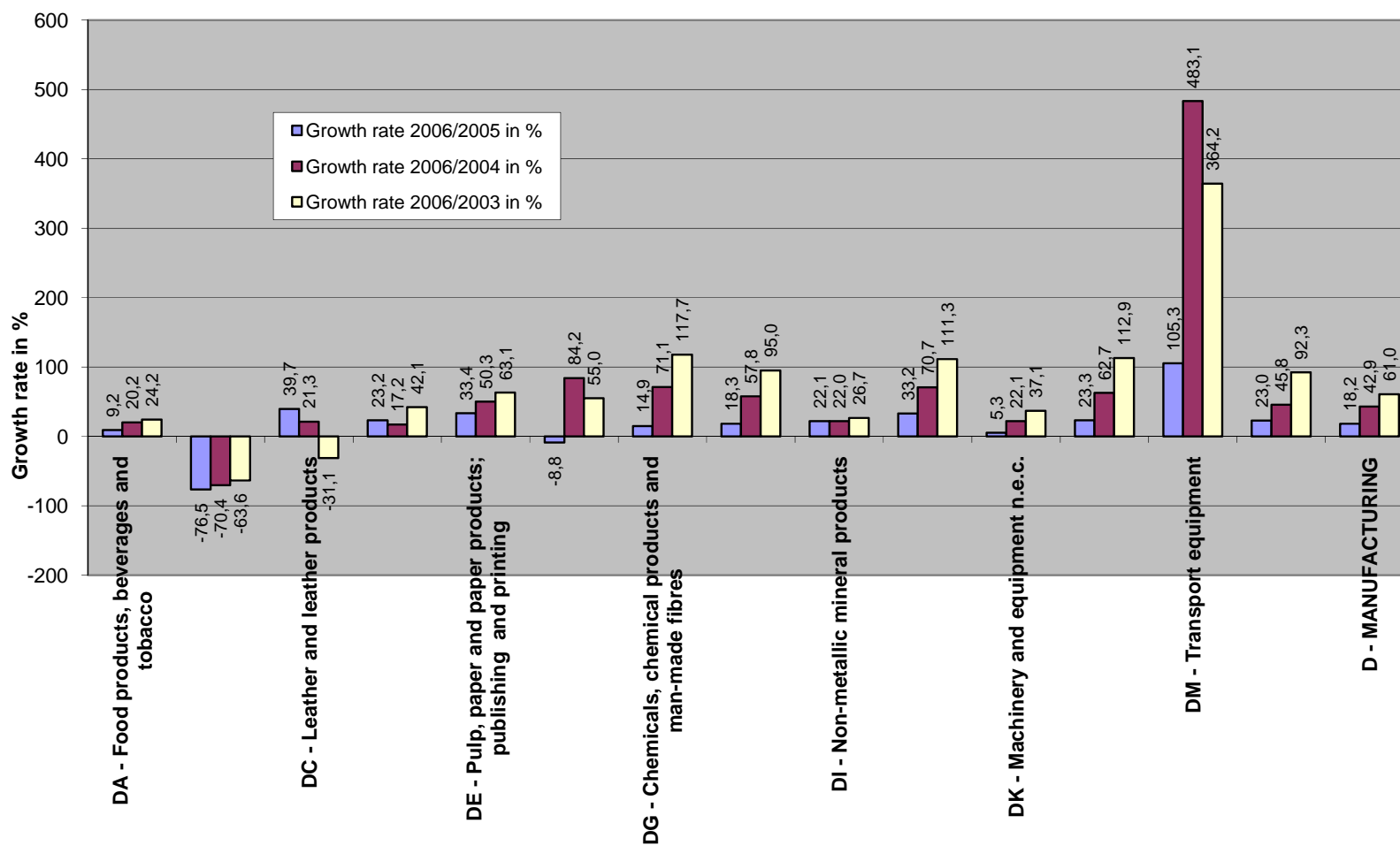
Industrial Production on Own Account in BiH - 2003/2004/2005/2006
Total industry
Structure of sales by activity subsections



**Industrial Production on Own Account in BiH
Total industry and sections C,D and E
Growth rate 2006/2005, 2006/2004 and 2006/2003**



**Industrial Production on Own Account in BiH
D - MANUFACTURING by subsections
Growth rate 2006/2005, 2006/2004 and 2006/2003**



Industrial Production on Own Account in BiH
Total industry by subsections
Growth rate 2006/2005, 2006/2004 and 2006/2003 in %

